

MATCH LINE WITH SHEET 34

Tourism Sector Development Project
in the Hashemite Kingdom of Jordan

The Government of
the Hashemite Kingdom of Jordan
The Ministry of Tourism and Antiquities
The Ministry of Planning

Sub-Project:
Amman Downtown
Tourist Zone Development

Note:
• This detailed design has been executed by a team of consultants as shown below in accordance with the agreement between Japan International Cooperation Agency (JICA) and JICA Study Team.
• The copyright of this drawing rests with JICA.

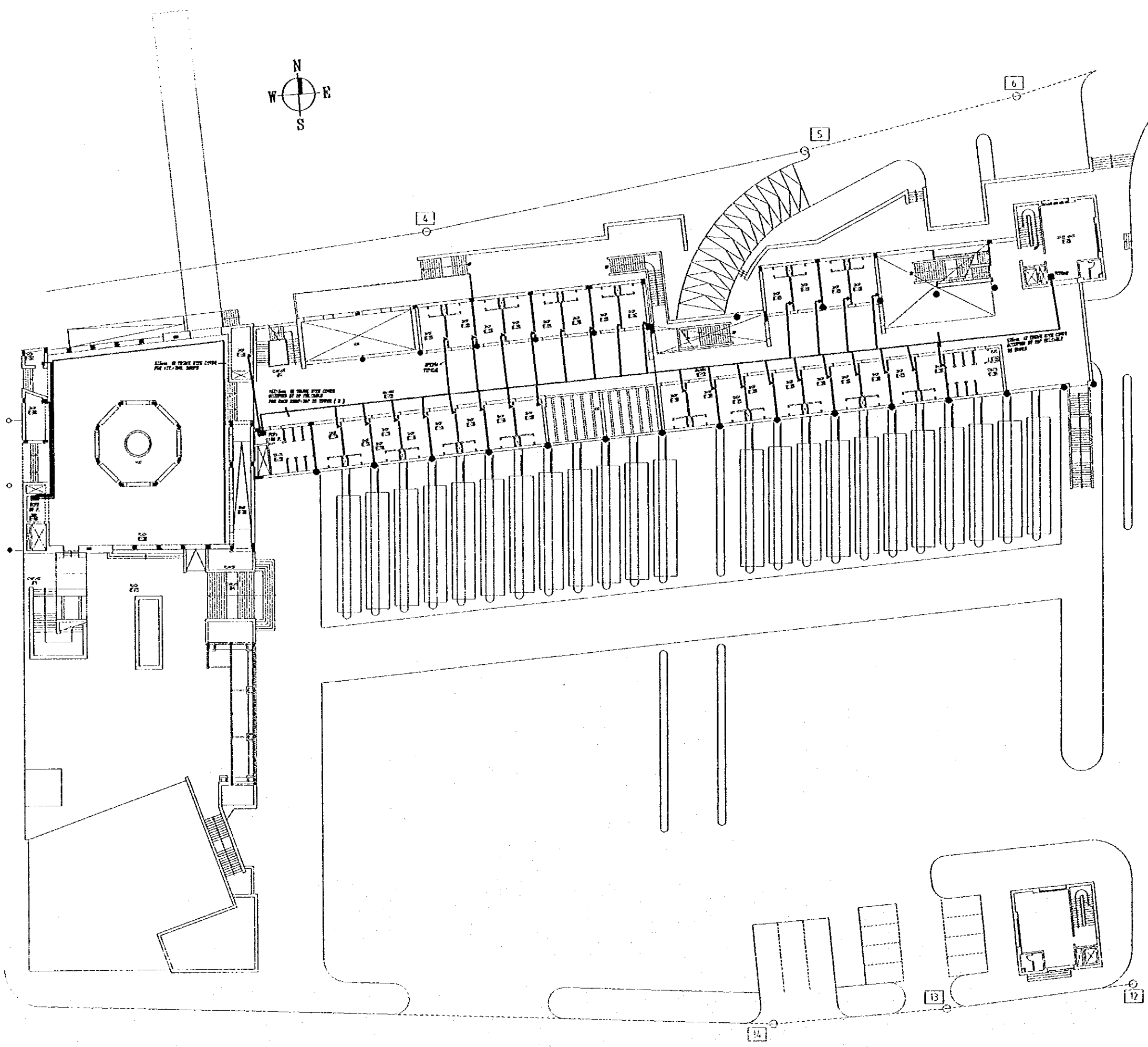
Designed by:
Japan International Cooperation Agency (JICA)
JICA Study Team:
Joint Venture of Pacific Consultants International and Yamasa Sekkei Inc.
Subcontracted Local Consultant:
TAMAH Consultants Architects, Engineers

Raghadan Bus Terminal

Drawing Title:
First Floor Tel. Layout
ZONB 1+2+8

Scale: 1:250
Drawing No.: RBT-033

Note:
• This detailed design has been executed by a team of consultants as shown below in accordance with the agreement between Japan International Cooperation Agency (JICA) and JICA Study Team.
• The copyright of this drawing rests with JICA.



Designed by:
Japan International Cooperation Agency (JICA)
JICA Study Team:
Joint Venture of
Pacific Consultants International and
Yamasita Sekkel Inc.

Subcontracted Local Consultant:
TBAH Consultants
Architects, Engineers


Raghadan Bus Terminal
Drawing Title:
First Floor Tel. Layout
ZONE 3+4+5+6+7

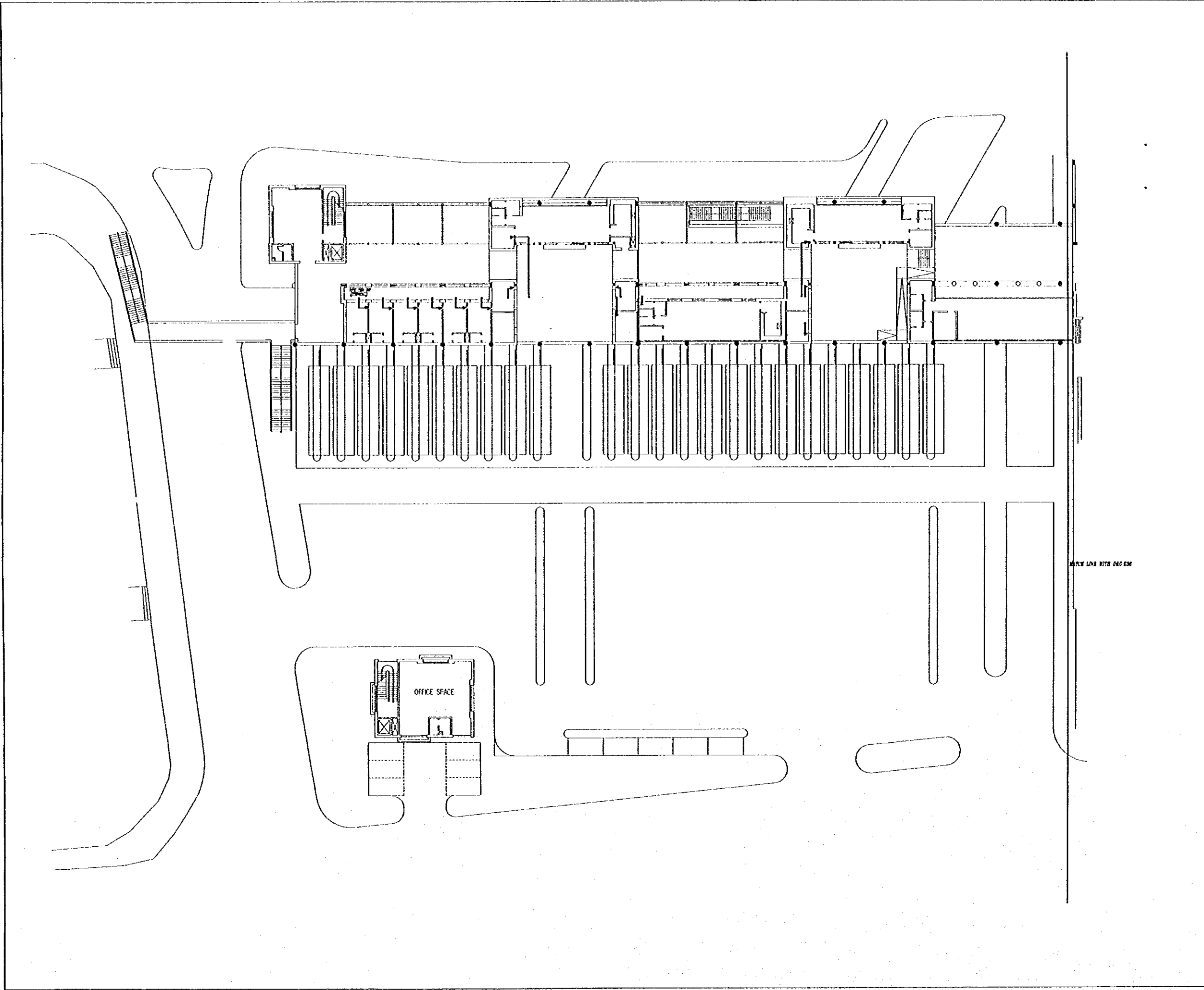
Scale: 1:250
Drawing No: RBT•E34

Tourism Sector Development Project
in the Hashemite Kingdom of Jordan

The Government of
the Hashemite Kingdom of Jordan
The Ministry of Tourism and Antiquities
The Ministry of Planning

Sub-Project:
Amman Downtown
Tourist Zone Development

Note:
This detailed design has been executed by a team
of consultants as shown below in accordance with
the agreement between Japan International
Cooperation Agency (JICA) and JICA Study
Team.
The copyright of this drawing rests with JICA.



Designed by:
Japan International Cooperation
Agency (JICA)
JICA Study Team:
Joint Venture of
Pacific Consultants International and
Yamasita Sekkei Inc.
Subcontracted Local Consultant:
TIBAH Consultants
Architects, Engineers


Raghadan Bus Terminal
Drawing Title:
Second Floor Tel. Layout
ZONE 1+2+8

Scale: 1:250
Drawing No.: RBT+B35

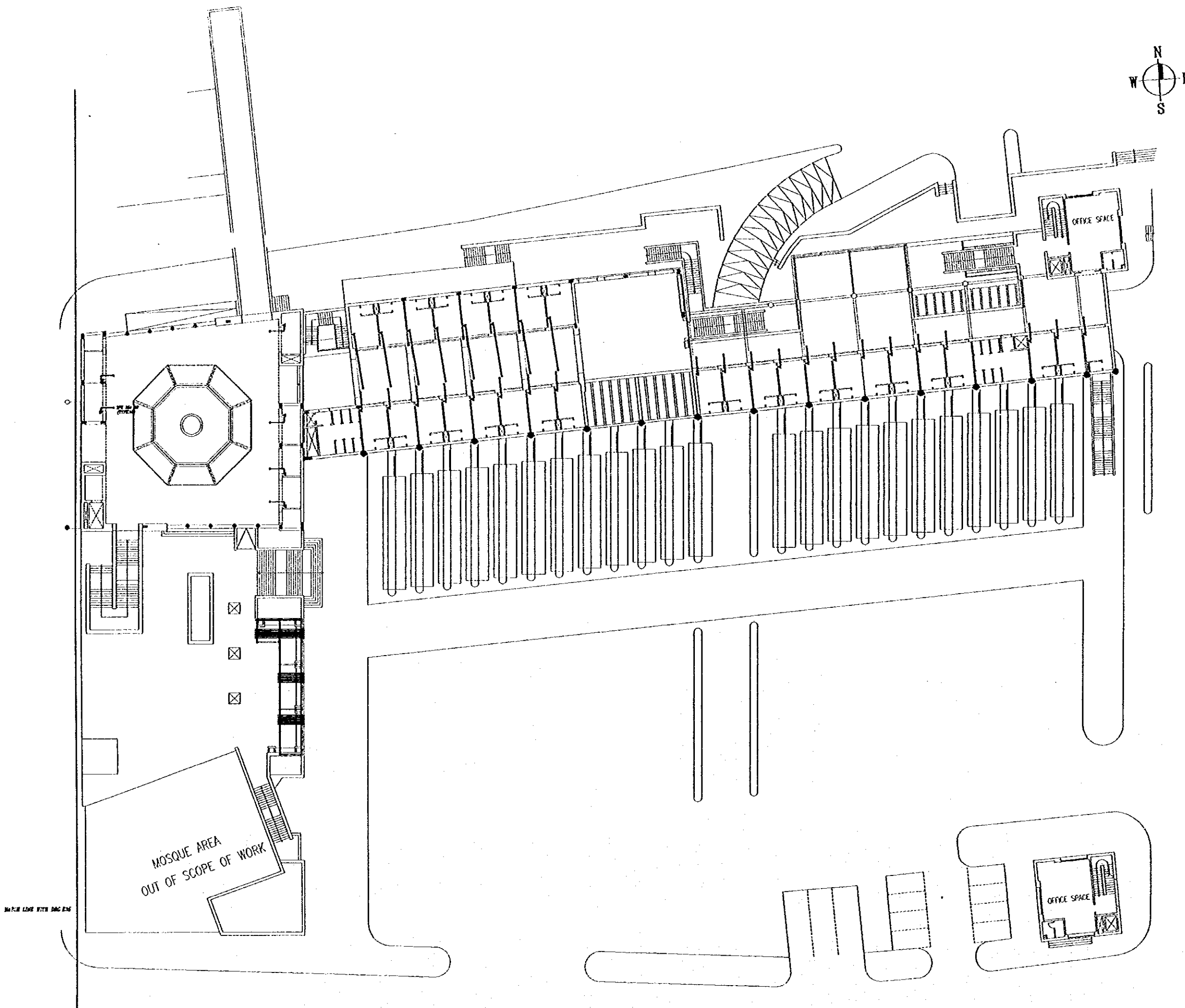
Tourism Sector Development Project
in the Hashemite Kingdom of Jordan

The Government of
the Hashemite Kingdom of Jordan
The Ministry of Tourism and Antiquities
The Ministry of Planning

Sub-Project:
Amman Downtown
Tourist Zone Development

Note:

- This detailed design has been executed by a team of consultants as shown below in accordance with the agreement between Japan International Cooperation Agency (JICA) and JICA Study Team.
- The copyright of this drawing rests with JICA.



Designed by:

Japan International Cooperation
Agency (JICA)

JICA Study Team:

Joint Venture of
Pacific Consultants International and
Yamasa Sekkol Inc.

Subcontracted Local Consultant:

TIBAH Consultants
Architects, Engineers

محمد هادي عيسى



Raghadan Bus Terminal

Drawing Title:

Second Floor Tel. Layout
ZONE 3+4+5+6+7

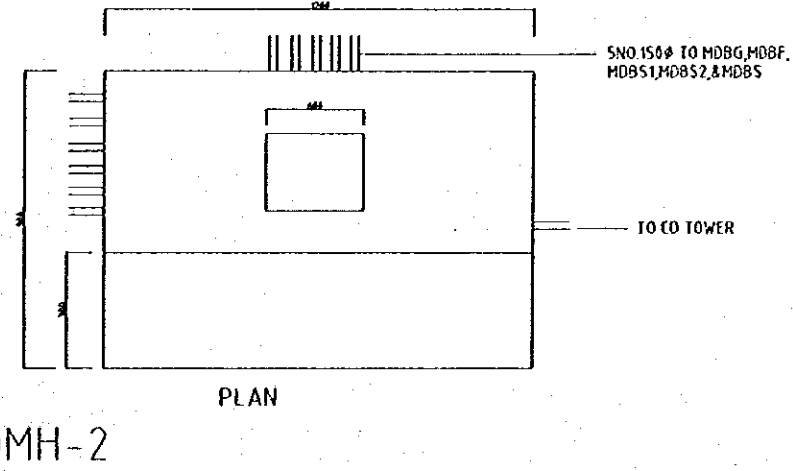
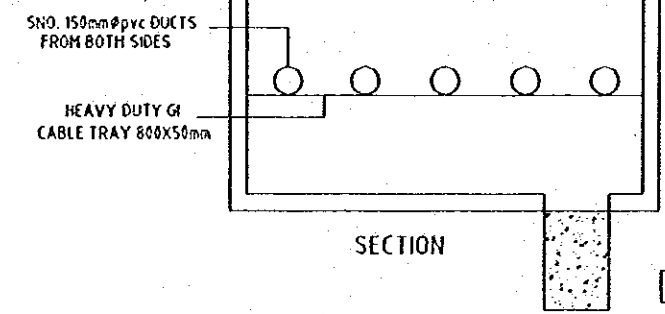
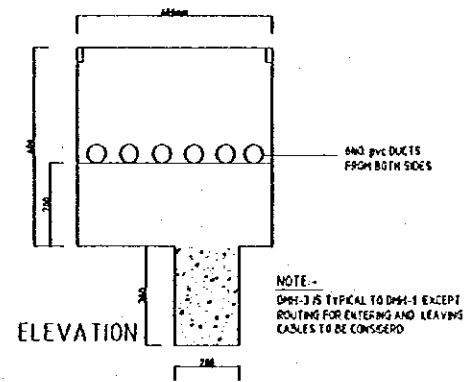
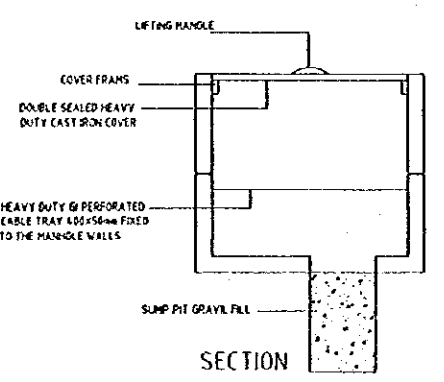
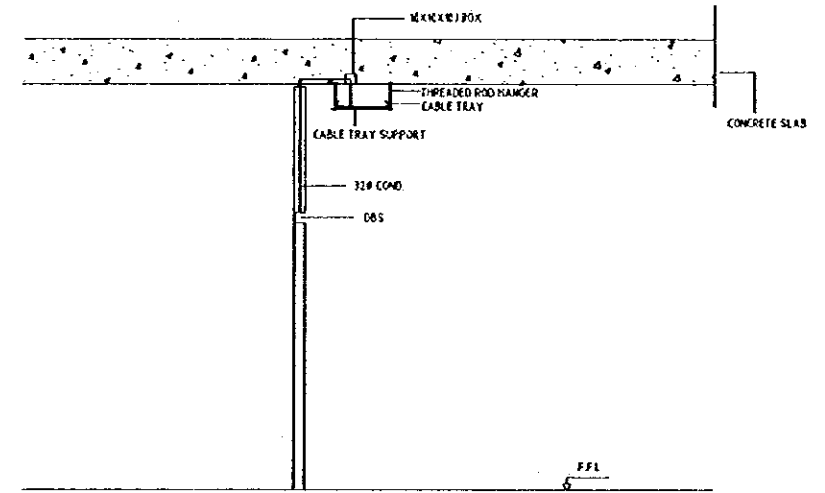
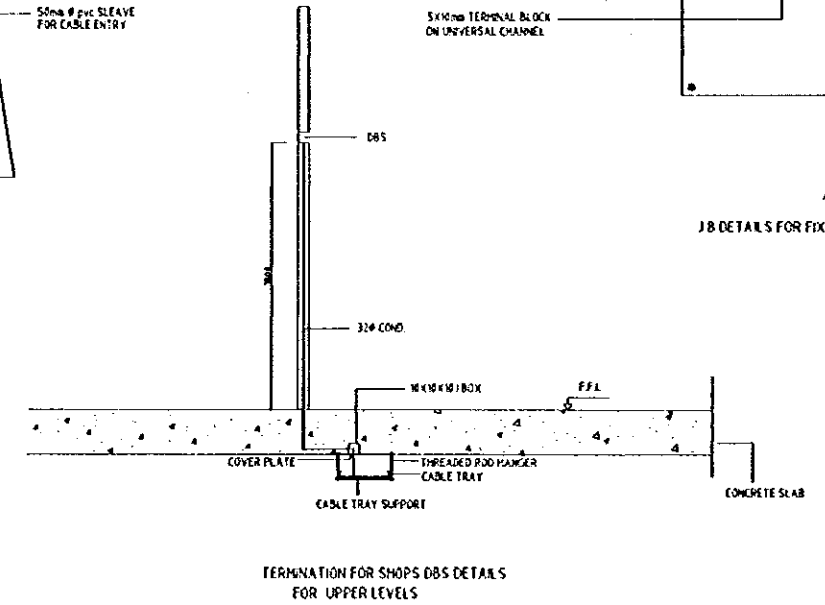
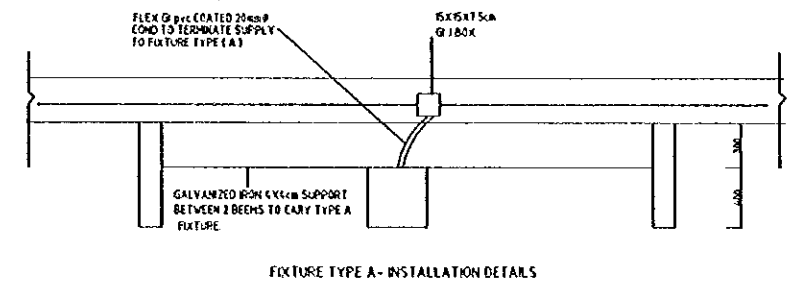
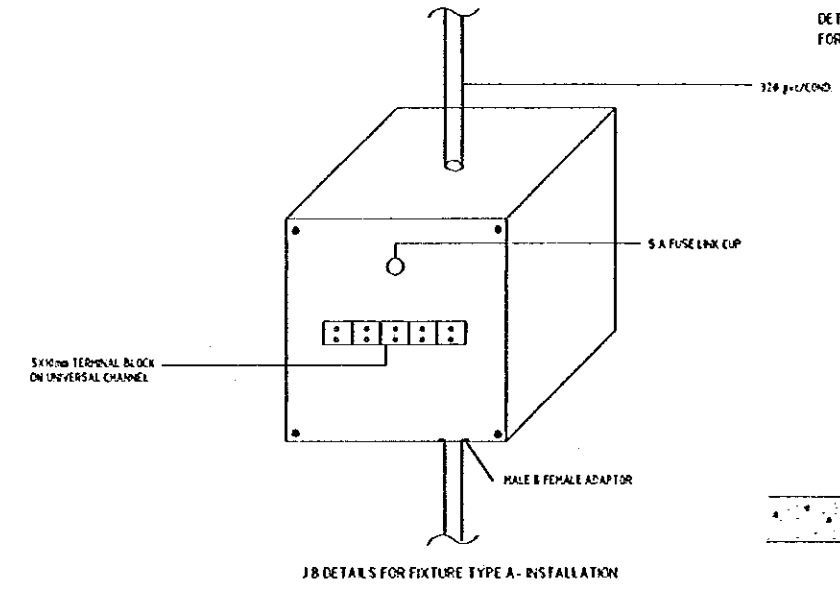
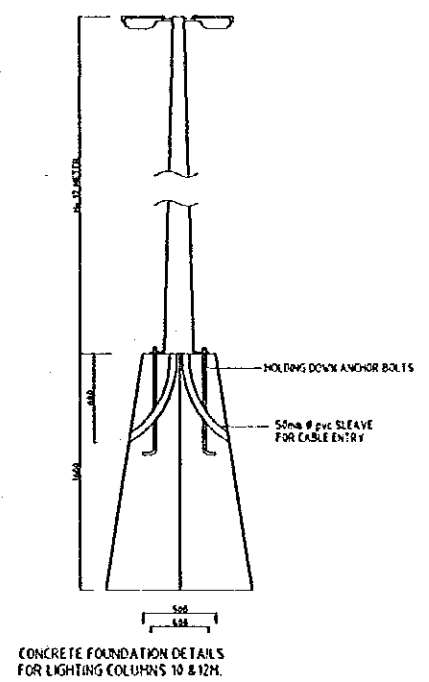
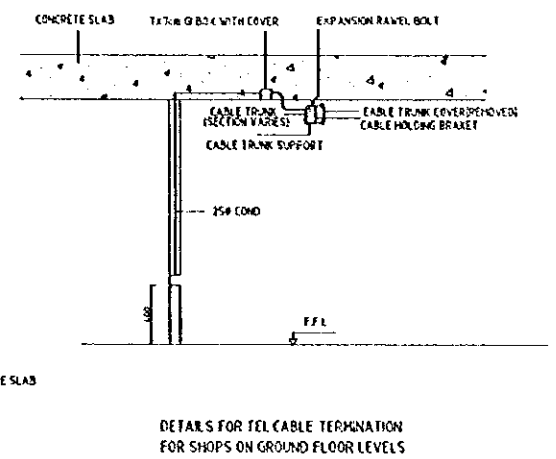
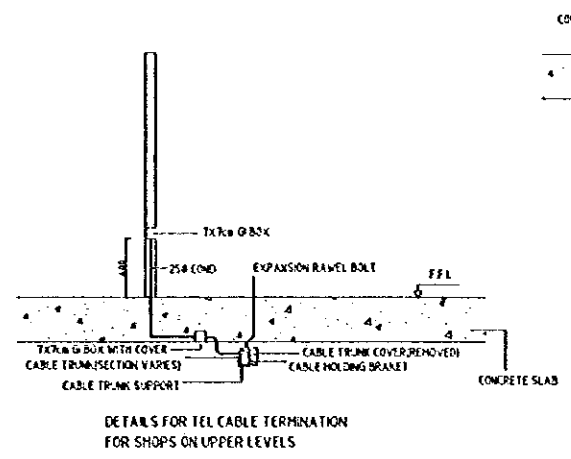
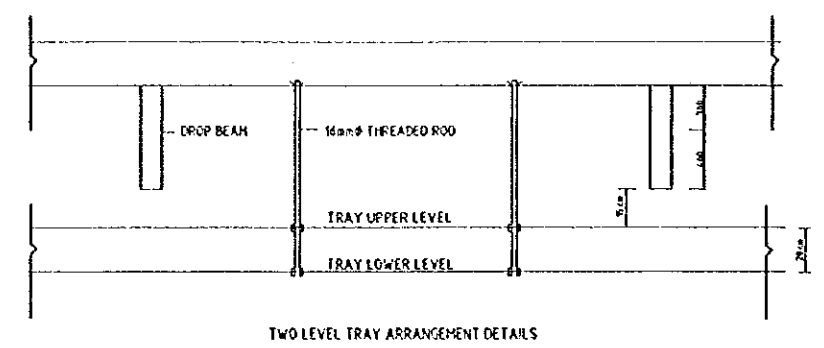
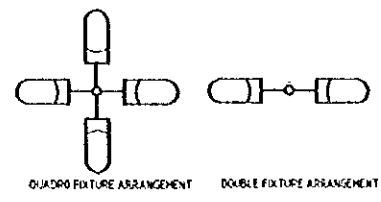
Scale:

1:250

Drawing No.:

RBT-E36

Note:
• This detailed design has been executed by a team of consultants as shown below in accordance with the agreement between Japan International Cooperation Agency (JICA) and JICA Study Team.
• The copyright of this drawing rests with JICA.



DMH-1

DMH-2

Designed by:
Japan International Cooperation Agency (JICA)
JICA Study Team:
Joint Venture of Pacific Consultants International and Yamasita Sekkel Inc.
Subcontracted Local Consultant:
TMAH Consultants Architects, Engineers

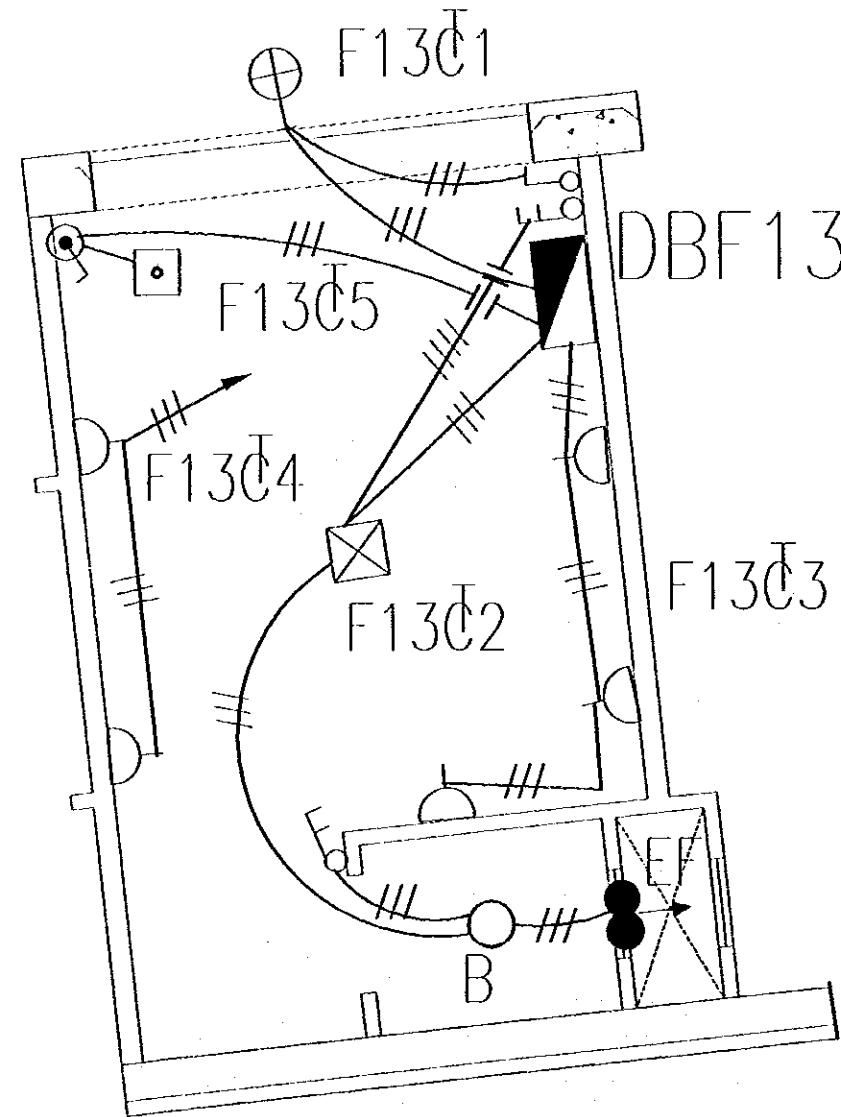
Raghadan Bus Terminal
Drawing title:
GENERAL DETAILS

Scale: 1:250
Drawing No.: RBT-B37

Note:
• This detailed design has been executed by a team of consultants as shown below in accordance with the agreement between Japan International Cooperation Agency (JICA) and JICA Study Team.
• The copyright of this drawing rests with JICA.

LEGEND

- ⊕ EL. OUTLET FOR SIGN BOARD
- ☒ CEILING JUNCTION BOX FOR FUTURE LIGHTING
- 1X26W PL. LAMP LUMINAIRE WITH CAST AL. BASE & FROSTED GLASS VEAR COVER & PROTECTION GUARD TO IP65 SIMILAR TO SIMES S 6531 OR EQUAL
- ▭ 1X36W. FL. FIXTURE CORROSION RESISTANCE BODY TO IP65 SIMILAR TO THORN LUEZ 236 OR EQUAL
- ☑ TOILET POWER SUPPLY BOX INSTALLED AT 2.4M FFL COMPRISING 10A SPNMCB
- △ 13A. SWITCHED SOCKET OUTLET
- ☐ POWER JUNCTION BOX AT H.L. FOR A.C. UNIT
- ⌘ TWO GANG, ONE WAY SWITCH
- ⌘ ONE GANG, ONE WAY SWITCH
- ⌘ 20A. D. POLE SWITCH WITH PILOT LIGHT
- ▬ DISTRIBUTION BOARD
- ▭ 2X36W. CORROSION F2 RESISTANCE BODY OF REINFORCED FIBER GLASS TO IP54 SIMILAR TO THORN OR EQUAL



Designed by:
Japan International Cooperation Agency (JICA)
JICA Study Team:
Joint Venture of Pacific Consultants International and Yamato Sekkei Inc.
Subcontracted Local Consultant:
TMAH Consultants Architects, Engineers

Raghadan Bus Terminal
Drawing Title:
SHOPS DETAIL
Scale: 1:50
Drawing No.: RBT.E38

TYPICAL FOR ALL SHOPS WITH TOILETS

MECHANICAL GENERAL NOTE

IF THERE IS ANY DISCREPANCY BETWEEN THE FOLLOWING NOTES AND THE TECHNICAL SPECIFICATION, THE TECHNICAL SPECIFICATION SUPERSEDES THESE NOTES.

A- AIR CONDITIONING & HEATING VENTILATION :-

- 1- THESE MECHANICAL DRAWING SHALL BE USED FOR ALL AIR CONDITIONING, HEATING VENTILATING SYSTEM PURPOSE ONLY .DO NOT SCALE FROM THESE DRAWING .
- 2- THESE MECHANICAL DRAWING SHALL BE READ IN CONJUNCTION WITH ALL OTHER RELEVANT DRAWINGS OF DIFFERENT TRADES FOR COORDINATION PURPOSE.
- 3- THE CONTRACTOR OR CONTRACTORS SHALL PROVIDE COMPLETE SHOP DRAWINGS PRIOR TO COMMENCING OF WORK .
- 4- ALL MECHANICAL EQUIPMENT AND ITEM REGARDING TO HVAC WORKS SHALL BE SUBMITTED FOR APPROVAL PRIOR TO ORDERING .
- 5- ALL INDICATING SIZES OF AIR OUTLETS (DIFFUSERS, REGISTERS, GRILLES) ARE THE ACTUAL NECK SIZES .
- 6- ALL REFRIGERANT SUCTION LINE SHALL BE COVERED WITH 1" ARMAFLEX INSULATION.
- 7- ALL REFRIGERANT SUCTION & LIQUID LINE EXPOSED ON ROOF SHALL HAVE AN ADDITIONAL 22 GAUGE ALUMINUM METAL COVER
- 8- ALL A/C EQUIPMENT DRAIN TO BE CONNECTED TO NEAREST FLOOR DRAIN, UNLESS INDICATED OTHERWISE ON DRAWINGS .
- 9- ALL CHILLED, HOT & COOLING TOWER PIPING SHALL BE WELDED BLACK STEEL STANDARD WEIGHT WITH MALLEABLE WROUGHT IRON SCREWED FITTING FOR PIPES UP TO 2" IN DIAMETER AND WELDED FITTINGS FOR PIPES OVER 2" IN DIAMETER .
- 10- THE AUTOMATIC AIR VENT SHALL BE INSTALLED ON HIGHEST POINT OF SYSTEM INDIVIDUALLY ON EACH SEPARATE RISER .
- 11- ALL CONDENSATE DRAIN PIPING SHALL BE GALVANIZED STEEL WITH GALVANIZED SCREWED FITTINGS OR PVC TO BS4514 .
- 12- INSULATION OF HVAC PIPING SYSTEM SHALL BE AS PER TECHNICAL SPECIFICATION .
- 13- HEATING PIPE IN THE BOILER ROOM AND IN THE SHAFTS SHOULD BE BLACK STEEL PIPES & ALL PIPES UNDER TILE SHOULD BE PEX PIPE IN SLEEVES .

B- PLUMBING

- 1- THESE PLUMBING DRAWINGS SHALL BE USED FOR PLUMBING PURPOSE ONLY . DO NOT SCALE FROM THESE DRAWINGS .
- 2- THESE PLUMBING DRAWING SHALL BE READ IN CONJUNCTION WITH ALL OTHER RELEVANT DRAWINGS OF DIFFERENT TRADES FOR COORDINATION PURPOSE.
- 3- THE CONTRACTOR OR CONTRACTORS SHALL PROVIDE COMPLETE SHOP DRAWINGS PRIOR TO COMMENCING OF WORK .
- 4- ALL EQUIPMENT & SANITARY FIXTURES AND ANY ITEM RELATED TO PLUMBING WORKS SHALL BE SUBMITTED FOR APPROVAL PRIOR TO ORDERING .
- 5- ALL ABOVE GROUND DRAINAGE PIPE WORKS (RAIN WATER , SOIL, WASTE & VENT PIPES) SHALL BE SUBMITTED FOR APPROVAL PRIOR TO ORDERING .
- 6- ALL COLD & HOT WATER LINE S SHALL BE GALVANIZED IRON PIPES & PEX PIPES WITH SLEEVES .
- 7- ISOLATING GATE VALVE SHOULD BE PROVIDED IN EVERY INDIVIDUAL TOILETS BATH ROOM & KITCHEN .
- 8- ALL UNDER GROUND DRAINAGE PIPES CONNECTED TO MANHOLES , SEPTIC TANK, PERCOLATING PIT , SHALL BE UPVC TO BS 4600 .
- 9- ALL DOMESTIC WATER PIPES SHALL BE INSULATED AS PER TECHNICAL SPECIFICATION .

SYMBOL	DESCRIPTION	SYMBOL	DESCRIPTION
—S—	SOIL PIPE / WASTE PIPE	FD	FREE DISCHARGE
—RW—	RAIN WATER PIPE	M	MANHOLE
—OF—	OVER FLOW PIPE	HL	HIGH LEVEL
—V—	VENT PIPE	CL	COVERT LEVEL
—DCWS—	DOMESTIC COLD WATER SUPPLY	INL	INLET LEVEL
—DHS—	DOMESTIC HOT WATER SUPPLY	OLL	OUTLET LEVEL
—DHR—	DOMESTIC HOT WATER RETURN	UT	UNDER TILE
—I—	IRRIGATION WATER	UG	UNDER GROUND
—TS—	TANK SUPPLY PIPE	US	UNDER SLAB
—PW—	POTABLE WATER PIPE	TLOP	TOP LEVEL OF PIPE
—EXP—	EXPANSION LINE	BLOP	BOTTOM LEVEL OF PIPE
—HWS—	HEATING WATER SUPPLY PIPE	GLP	GALVANISED LINE PIPE
—HWR—	HEATING WATER RETURN PIPE	DM	DROP MANHOLE
HB	HOSE BIB	WATER METER	WATER METER
—FV—	FLOAT VALVE	WCO	WALL CLEAN OUT
—PEU—	PIPE ELBOW UP	FCO	FLOOR CLEAN OUT
—PTU—	PIPE TEE UP	BFS	BELOW FLOOR SLAB
—PED—	PIPE ELBOW DOWN	UC	UNDER GROUND
—PTD—	PIPE TEE DOWN	IN	IN WALL
—CIR—	CAST IRON RADIATOR	DN	DOWN
SS/SY	SOIL STACK / STACK VENT	□	MANHOLE
W	WASTE	■	BALCONY DRAIN
VS	VENT STACK	■	ROOF DRAIN
RW	RAIN WATER	■	FLOOR DRAIN
FD	FLOOR DRAIN	●	ROOF VENT CAP
RD/BD	ROOF DRAIN / BALCONY DRAIN	—	CLAENOUT FOR UNBURRIED PIPES
RVC	ROOF VENT CAP	—	FIRE HOSE REEL CABINETES

Designed by:

Japan International Cooperation Agency
(JICA)

JICA Study Team:

Joint Venture of
Pacific Consultants International and
Yamashita Sekiel Inc.

Subcontracted Local Consultant:

IBAH Consultants
Architects, Engineers

إيه ايه بيه
المهندسين المعماريين والميكانيكيين



Roghadan Bus Terminal

Drawing No:

GENERAL NOTES

Scale:
N.T.S.

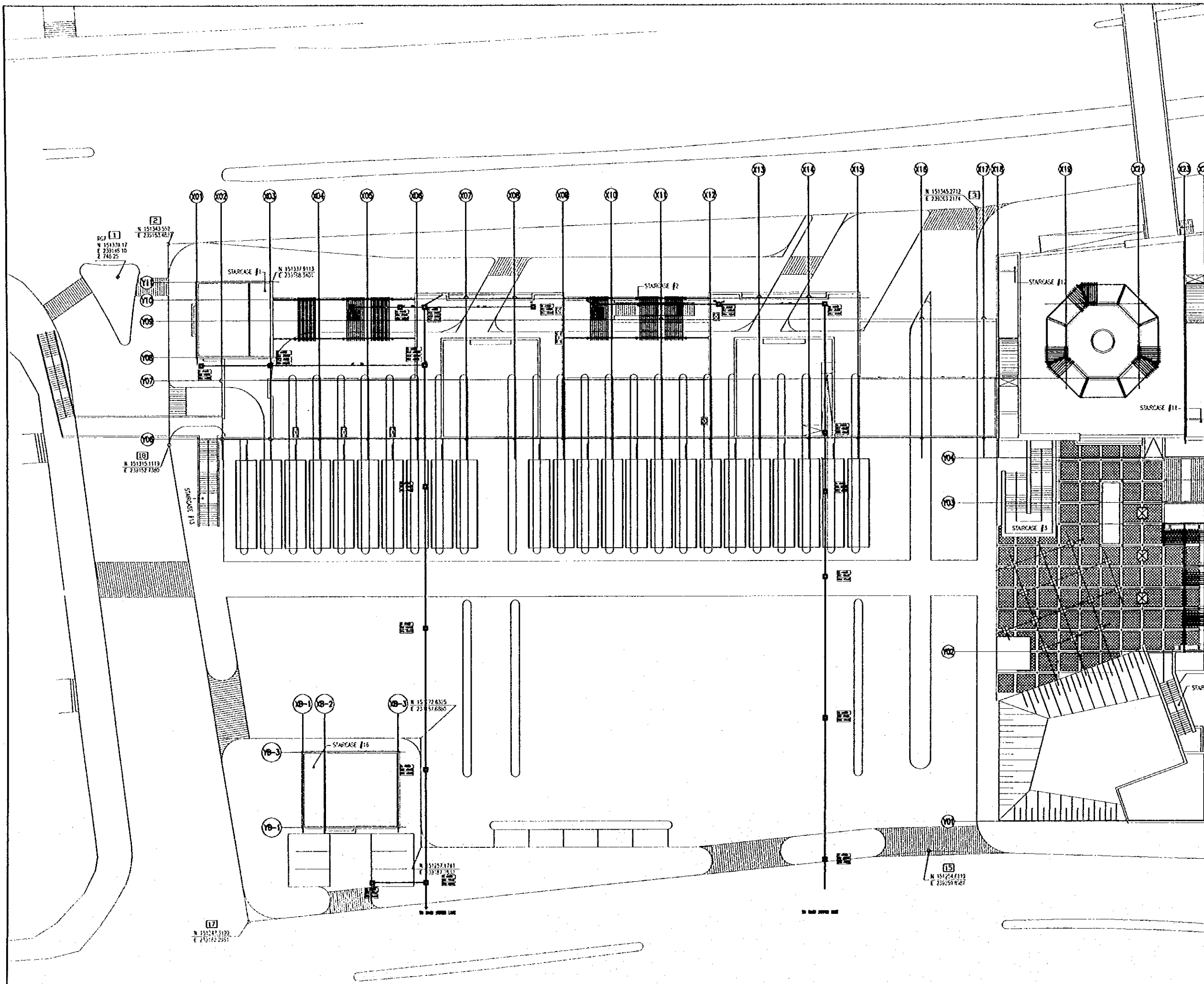
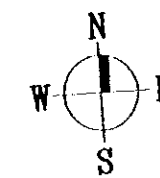
Drawing No:
RBT .M001

Tourism Sector Development Project
in the Hashemite Kingdom of Jordan

The Government of
the Hashemite Kingdom of Jordan
The Ministry of Tourism and Antiquities
The Ministry of Planning

Sub-Project:
Amman Downtown
Tourist Zone Development

Note:
• This detailed design has been executed by a team of
consultants as shown below in accordance with the agreement
between Japan International Cooperation Agency (JICA) and
JICA Study Team.
• The copyright of this drawing rests with JICA.



Designed by:
Japan International Cooperation Agency
(JICA)
JICA Study Team:
Joint Venture of
Pacific Consultants International and
Yomoto Sekkei Inc.
Subcontracted Local Consultant:
TBAH Consultants
Architects, Engineers

Raghadan Bus Terminal
Drawing Title
**MECHANICAL SERVICES
ZONE 1+2+8**

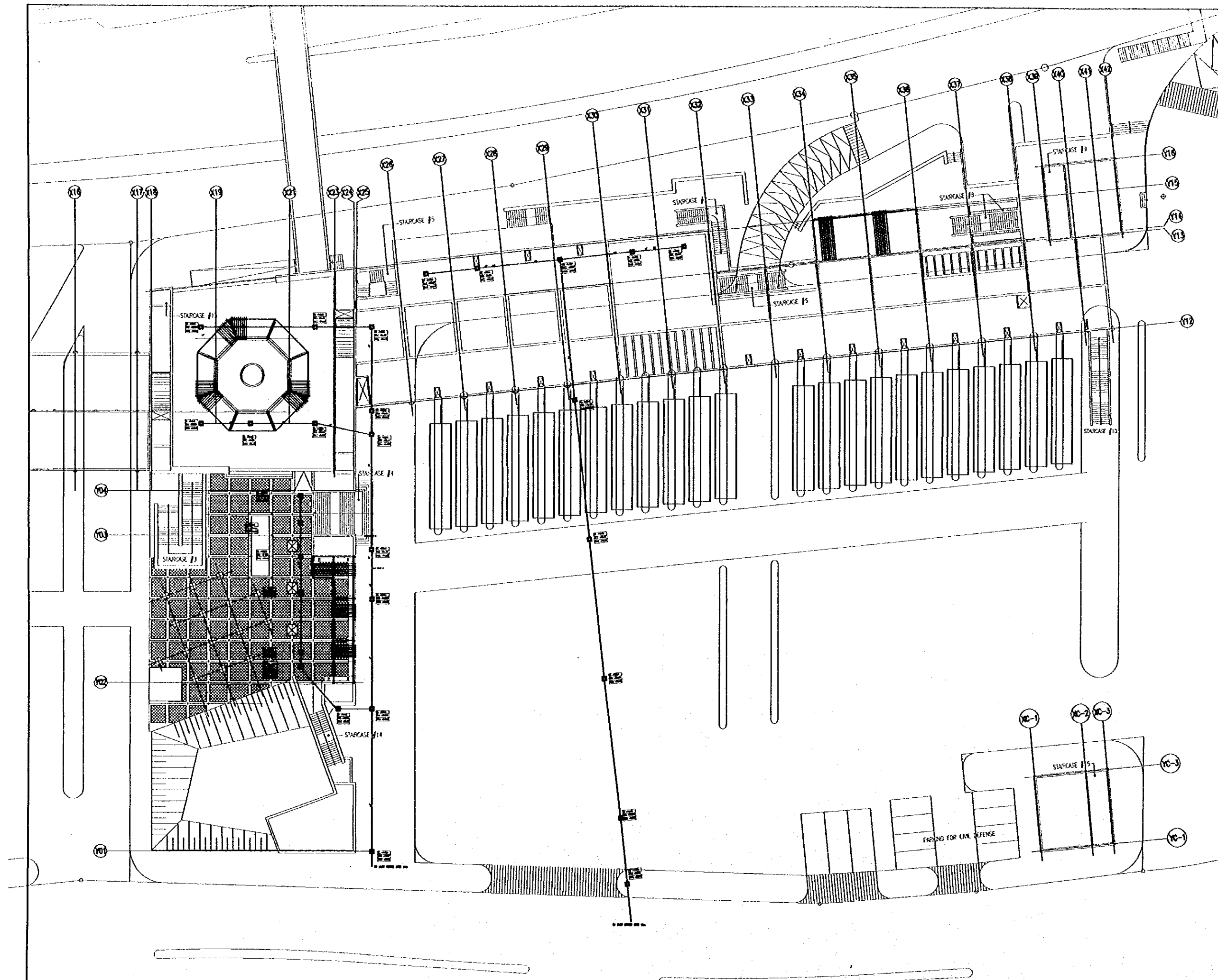
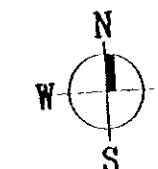
Scale: 1/250
Drawing No: RBT .M101

Tourism Sector Development Project
in the Hashemite Kingdom of Jordan

The Government of
the Hashemite Kingdom of Jordan
The Ministry of Tourism and Antiquities
The Ministry of Planning

Sub-Project:
Amman Downtown
Tourist Zone Development

Note:
• This detailed design has been executed by a team of
consultants as shown below in accordance with the agreement
between Japan International Cooperation Agency (JICA) and
JICA Study Team.
• The copyright of this drawing rests with JICA.



Designed by:
Japan International Cooperation Agency
(JICA)

JICA Study Team:
Joint Venture of
Pacific Consultants International and
Yamashita Sekkei Inc.

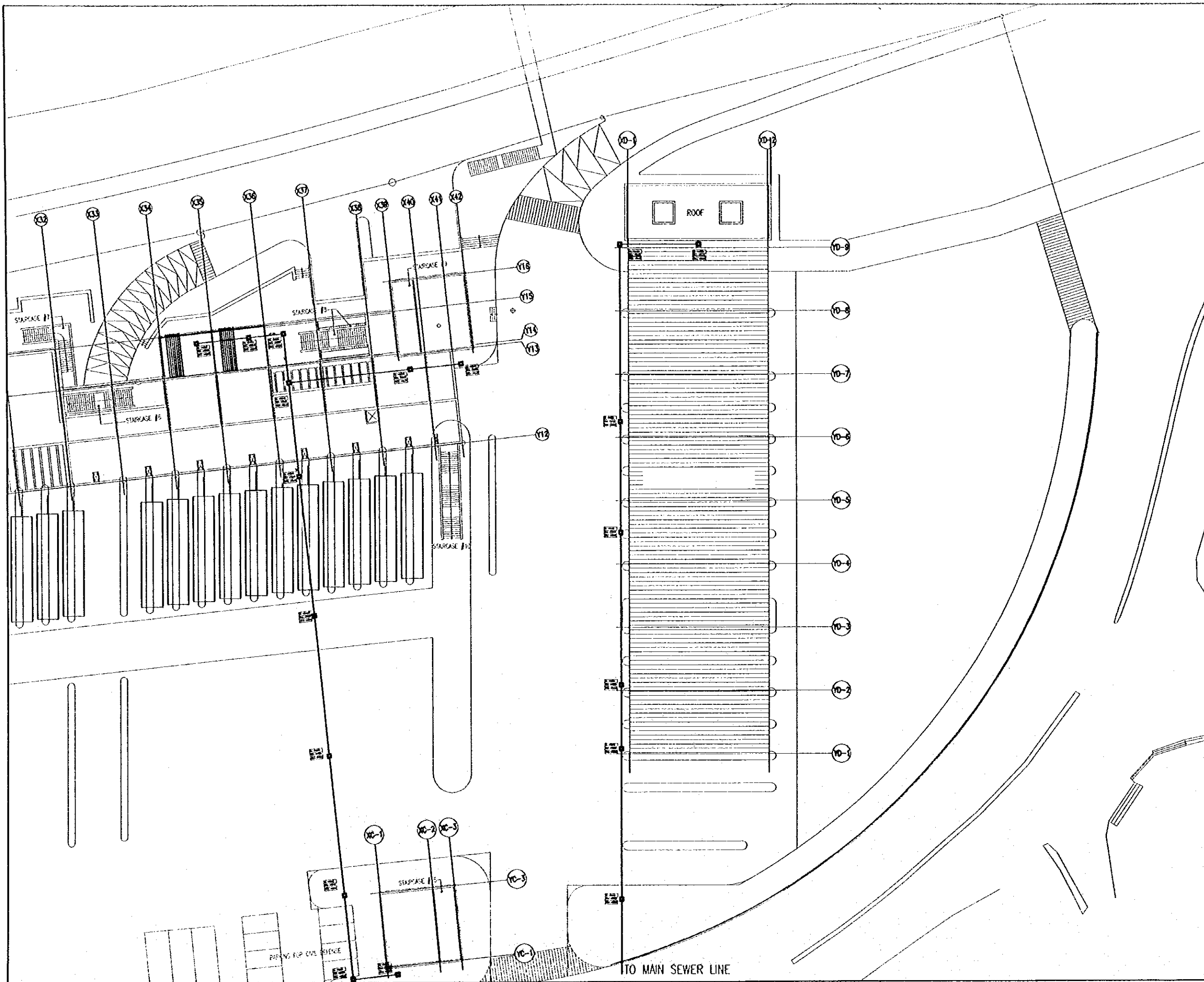
Subcontracted Local Consultant:

TRAM Consultants
Architect, Engineers

Raghadan Bus Terminal

Drawing Title:
MECHANICAL SERVICES
ZONE 3+4+5+6+7

Scale: 1/250 Drawing No: RBT .M102




Tourism Sector Development Project
in the Hashemite Kingdom of Jordan

The Government of
the Hashemite Kingdom of Jordan
The Ministry of Tourism and Antiquities
The Ministry of Planning

Sub-Project:
Amman Downtown
Tourist Zone Development

Note:
• This detailed design has been executed by a team of
consultants as shown below in accordance with the agreement
between Japan International Cooperation Agency (JICA) and
JICA Study Team.
• The copyright of this drawing rests with JICA.



Designed by:
Japan International Cooperation Agency
(JICA)

JICA Study Team:
Joint Venture of
Pacific Consultants International and
Yamashita Seidai Inc.

Subcontracted Local Consultant:
TBAH Consultants
Architects, Engineers

Raghadan Bus Terminal

Drawing Title:
MECHANICAL SERVICES
ZONE 5+7+9+10

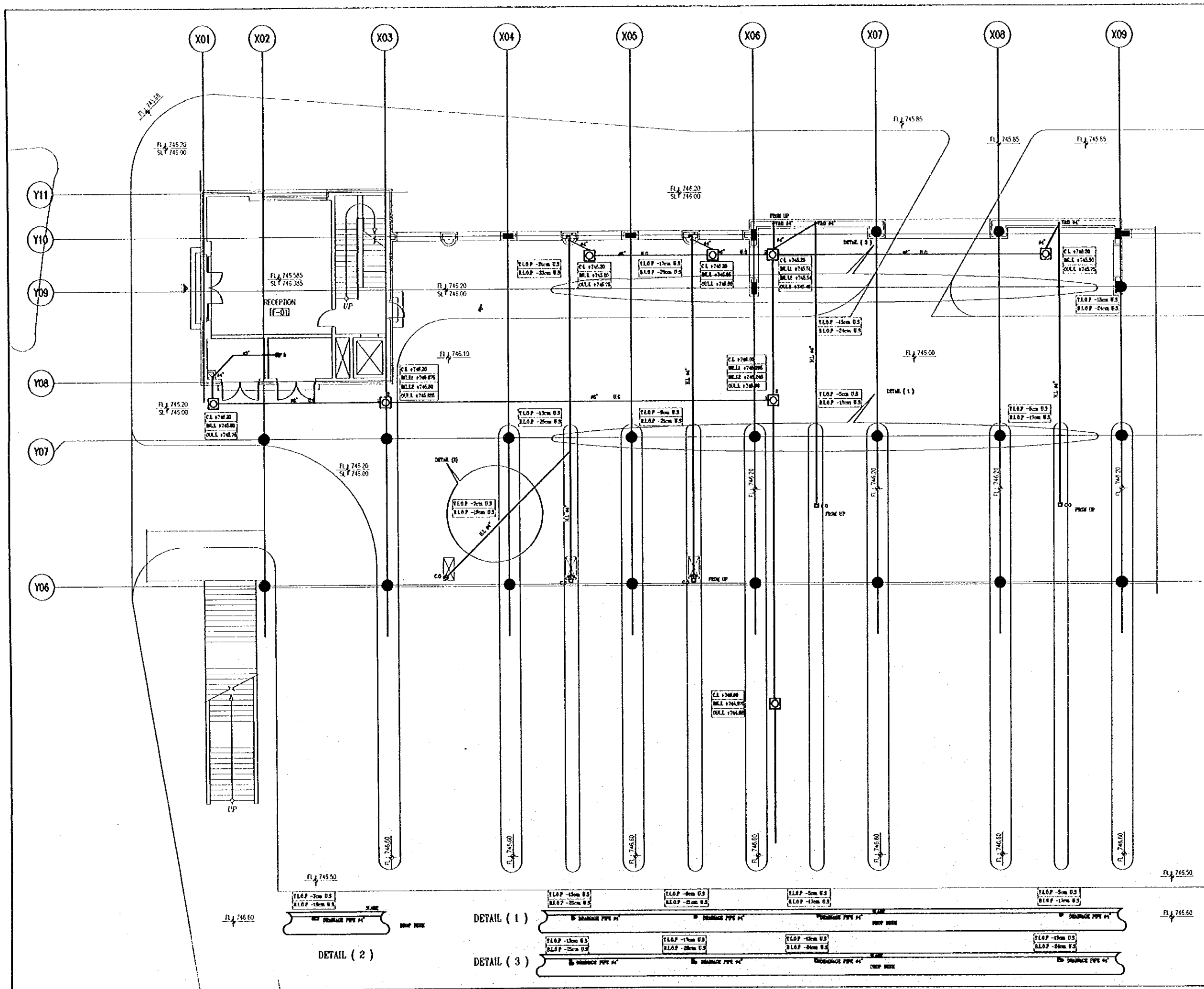
Scale: 1/250
Drawing No: RBT .M103

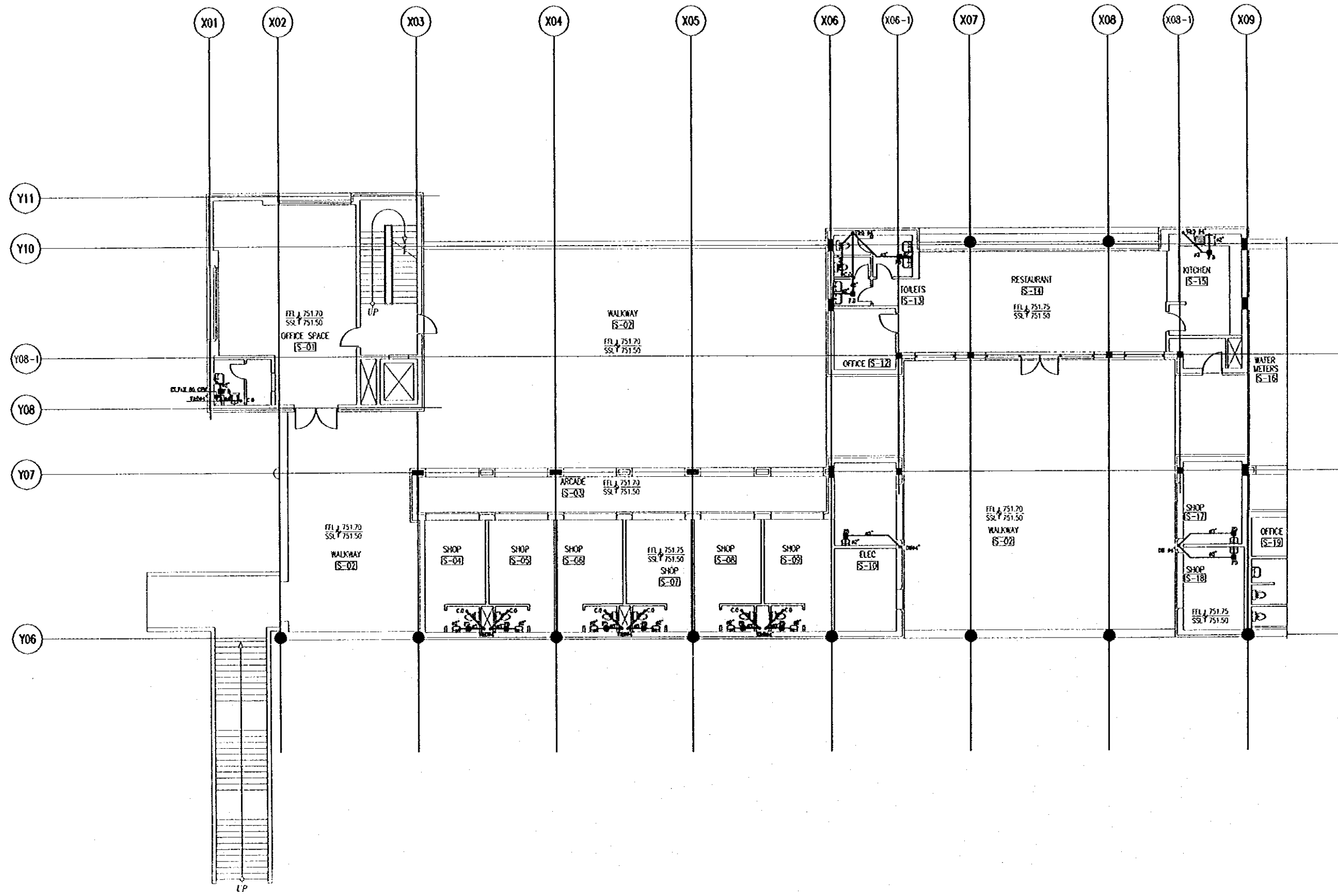
Note:
• This detailed design has been executed by a team of consultants as shown below in accordance with the agreement between Japan International Cooperation Agency (JICA) and JICA Study Team.
• The copyright of this drawing rests with JICA.

NOTE :-
FD :- FLOOR DRAIN
C.O. :- CLEANOUT
UT :- UNDER TILE
US :- UNDER STAIR
M :- MANHOLE
C.L. :- COVER LEVEL
I.N.L. :- INLET LEVEL
O.U.L. :- OUTLET LEVEL
U.G. :- UNDER GROUND
T.L.O.P. :- TOP LEVEL OF PIPE
B.L.O.P. :- BOTTOM LEVEL OF PIPE

Designed by:
Japan International Cooperation Agency (JICA)
JICA Study Team:
Joint Venture of Pacific Consultants International and Yamashita Sekkei Inc.
Subcontracted Local Consultant:
TMAH Consultants
Architect, Engineers

Raghadan Bus Terminal
Drawing Title:
DRAINAGE LAYOUT SYSTEM
FIRST FLOOR ZONE 1
Scale: 1/100
Drawing No.: RBT . M301





Tourism Sector Development Project
in the Hashemite Kingdom of Jordan

The Government of
the Hashemite Kingdom of Jordan
The Ministry of Tourism and Antiquities
The Ministry of Planning

Sub-Project:
Amman Downtown
Tourist Zone Development

Notes:
- This detailed design has been executed by a team of consultants as shown below in accordance with the agreement between Japan International Cooperation Agency (JICA) and JICA Study Team.
- The copyright of this drawing rests with JICA.

NOTE :-
F.D :- FLOOR DRAIN
C.O :- CLEANOUT
U.T :- UNDER TILE
V :- VENT

Designed by:
Japan International Cooperation Agency (JICA)
JICA Study Team:
Joint Venture of
Pacific Consultants International and
Yamashita Sekkei Inc.
Subcontracted Local Consultant:
TAMAH Consultants
Architects, Engineers

Raghadan Bus Terminal
Drawing Title:
DRAINAGE LAYOUT SYSTEM
SECOND FLOOR ZONE 1
Scale: 1/100 Drawing No.: RBT .M302

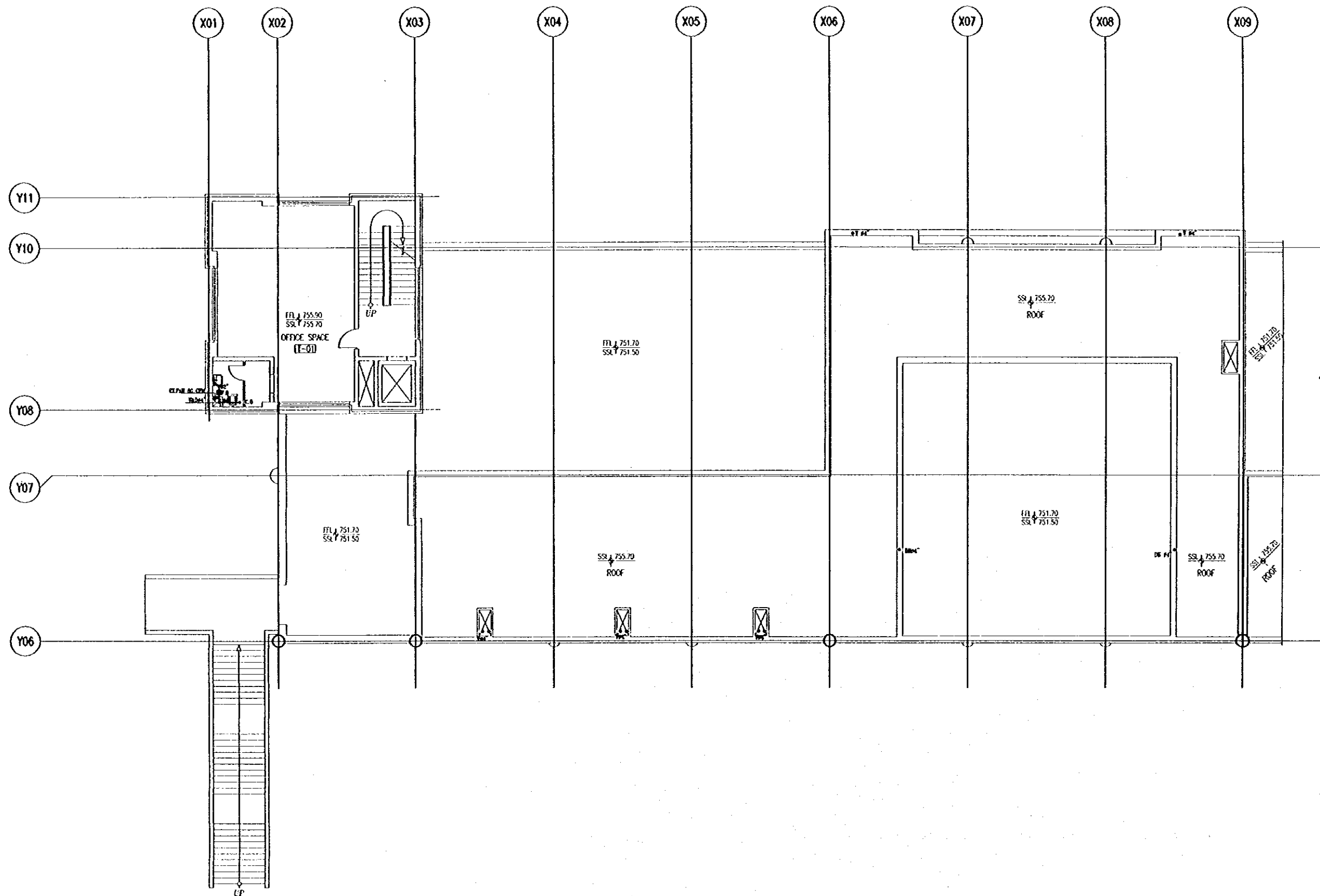
Tourism Sector Development Project
in the Hashemite Kingdom of Jordan

The Government of
the Hashemite Kingdom of Jordan
The Ministry of Tourism and Antiquities
The Ministry of Planning

Sub-Project:
Amman Downtown
Tourist Zone Development

Note:
• This detailed design has been executed by a team of
consultants as shown below in accordance with the agreement
between Japan International Cooperation Agency (JICA) and
JICA Study Team.
• The copyright of this drawing rests with JICA.

NOTE :-
F.D :- FLOOR DRAIN
C.O :- CLEANOUT
U.T :- UNDER TILE
V :- VENT



Designed by:
Japan International Cooperation Agency
(JICA)
JICA Study Team:
Joint Venture of
Pacific Consultants International and
Yamashita Sekitai Inc.
Subcontracted Local Consultant:
TMAH Consultants
Architects, Engineers

Raghadan Bus Terminal

Drawing Title:
DRAINAGE LAYOUT SYSTEM
THIRD FLOOR ZONE 1

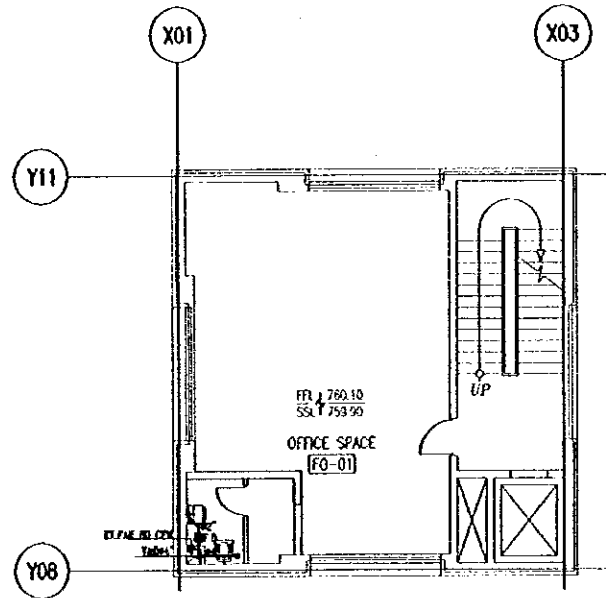
Scale: 1/100 Drawing No: RBT , M303

Tourism Sector Development Project
in the Hashemite Kingdom of Jordan

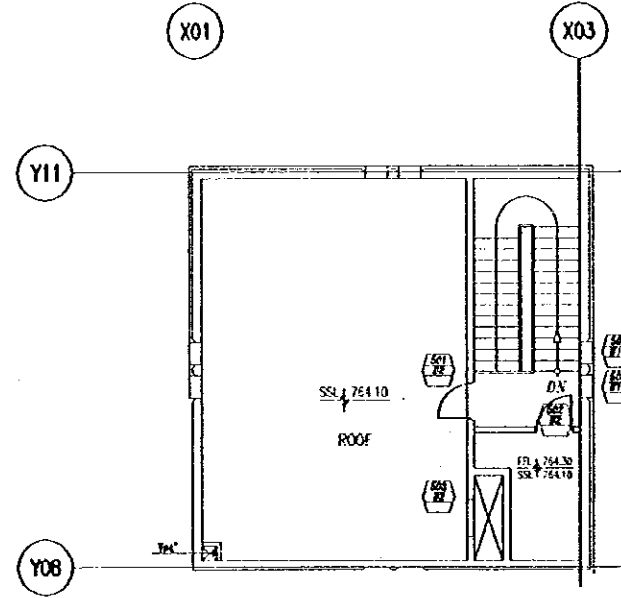
The Government of
the Hashemite Kingdom of Jordan
The Ministry of Tourism and Antiquities
The Ministry of Planning

Sub-Project:
Amman Downtown
Tourist Zone Development

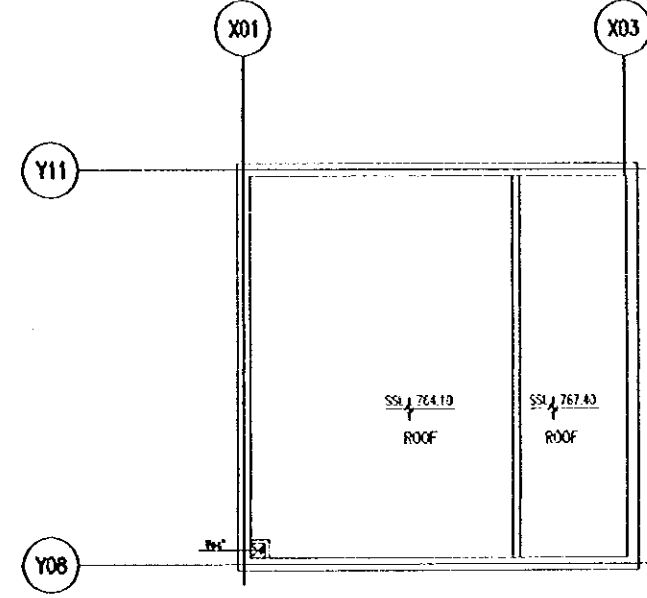
Note:
• This detailed design has been executed by a team of
consultants as shown below in accordance with the agreement
between Japan International Cooperation Agency (JICA) and
JICA Study Team.
• The copyright of this drawing rests with JICA.



Z1
FOURTH FLOOR PLAN



Z1
FIFTH FLOOR PLAN



Z1
ROOF FLOOR PLAN

Designed by:

Japan International Cooperation Agency
(JICA)

JICA Study Team:

Joint Venture of
Pacific Consultants International and
Yamashita Seki & Co. Inc.

Subcontracted Local Consultant:

TBAH Consultants
Architects, Engineers



Raghadan Bus Terminal

Drawing Title:

DRAINAGE LAYOUT SYSTEM
MANAGEMENT TOWER ZONE 1

Scale:

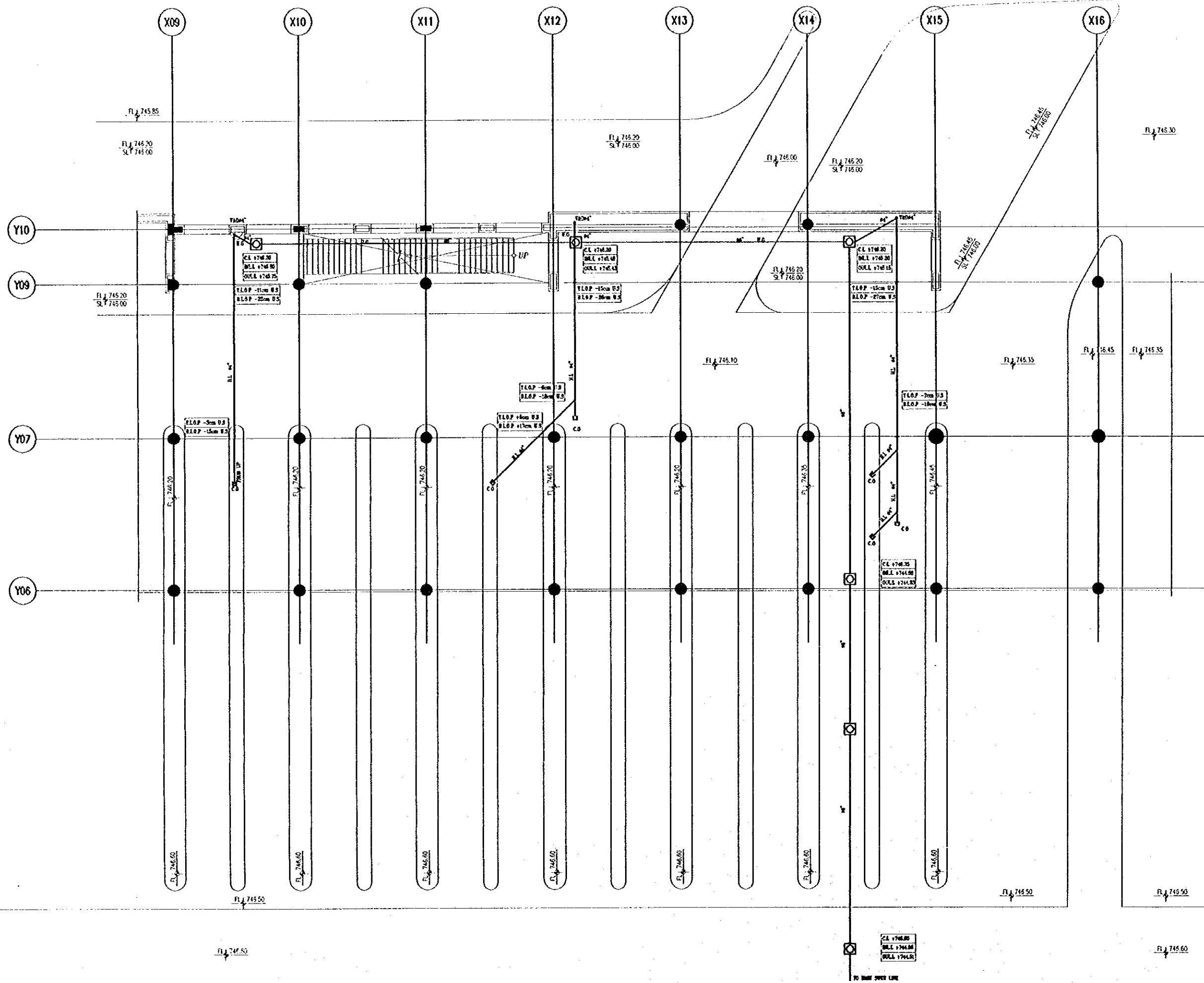
1/100

Drawing No.:

RBT . M304

Note:
• The detailed design has been executed by a team of consultants as shown below in accordance with the agreement between Japan International Cooperation Agency (JICA) and JICA Study Team.
• The copyright of this drawing rests with JICA.

NOTE :-
FD :- FLOOR DRAIN
C.O.- CLEANOUT
UT :- UNDER TILE
US :- UNDER SLABE
M :- MANHOLE
C.L :- COVER LEVEL
INLL- INLET LEVEL
OULL- OUTLET LEVEL
U.G :- UNDER GROUND
T.LOP :- TOP LEVEL OF PIPE
B.LOP :- BOTOM LEVEL OF PIPE



Designed by:
Japan International Cooperation Agency
(JICA)
JICA Study Team:
Joint Venture of
Pacific Consultants International and
Yamashita Sekkei Inc.
Subcontracted Local Consultant:
RBAH Consultants
Architect, Engineers

Raghadan Bus Terminal
Drawing Title:
**DRAINAGE LAYOUT SYSTEM
FOR FIRST FLOOR ZONE 2**

Scale: **1/100** Drawing No: **RBT .M305**

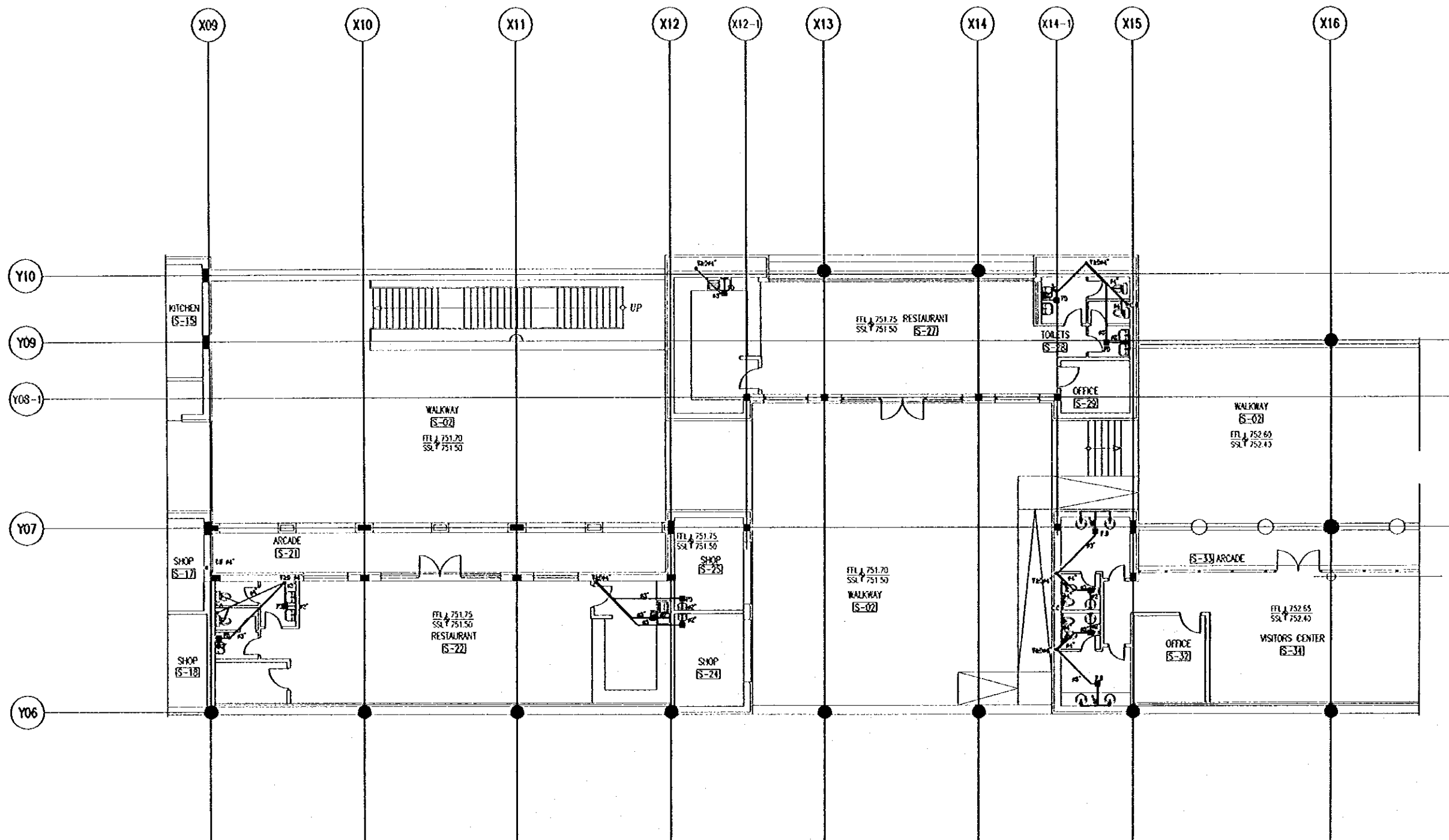
Tourism Sector Development Project
in the Hashemite Kingdom of Jordan

The Government of
the Hashemite Kingdom of Jordan
The Ministry of Tourism and Antiquities
The Ministry of Planning

Sub-Project:
Amman Downtown
Tourist Zone Development

Notes:
- This detailed design has been executed by a team of
consultants as shown below in accordance with the agreement
between Japan International Cooperation Agency (JICA) and
JICA Study Team.
- The copyright of this drawing rests with JICA.

NOTES :-
C.O. :- CLEANOUT
F.D. :- FLOOR DRAIN
V&D :- VENT & DRAIN
V :- VENT




Designed by:

Japan International Cooperation Agency
(JICA)

JICA Study Team:

Joint Venture of
Pacific Consultants International and
Yamashita Settei Inc.

Subcontracted Local Consultant:

IBAH Consultants
Architects, Engineers


Raghadan Bus Terminal

Drawing Title:

DRAINAGE LAYOUT SYSTEM
FOR SECOND FLOOR ZONE 2

Scale:
1/100

Drawing No:
M306

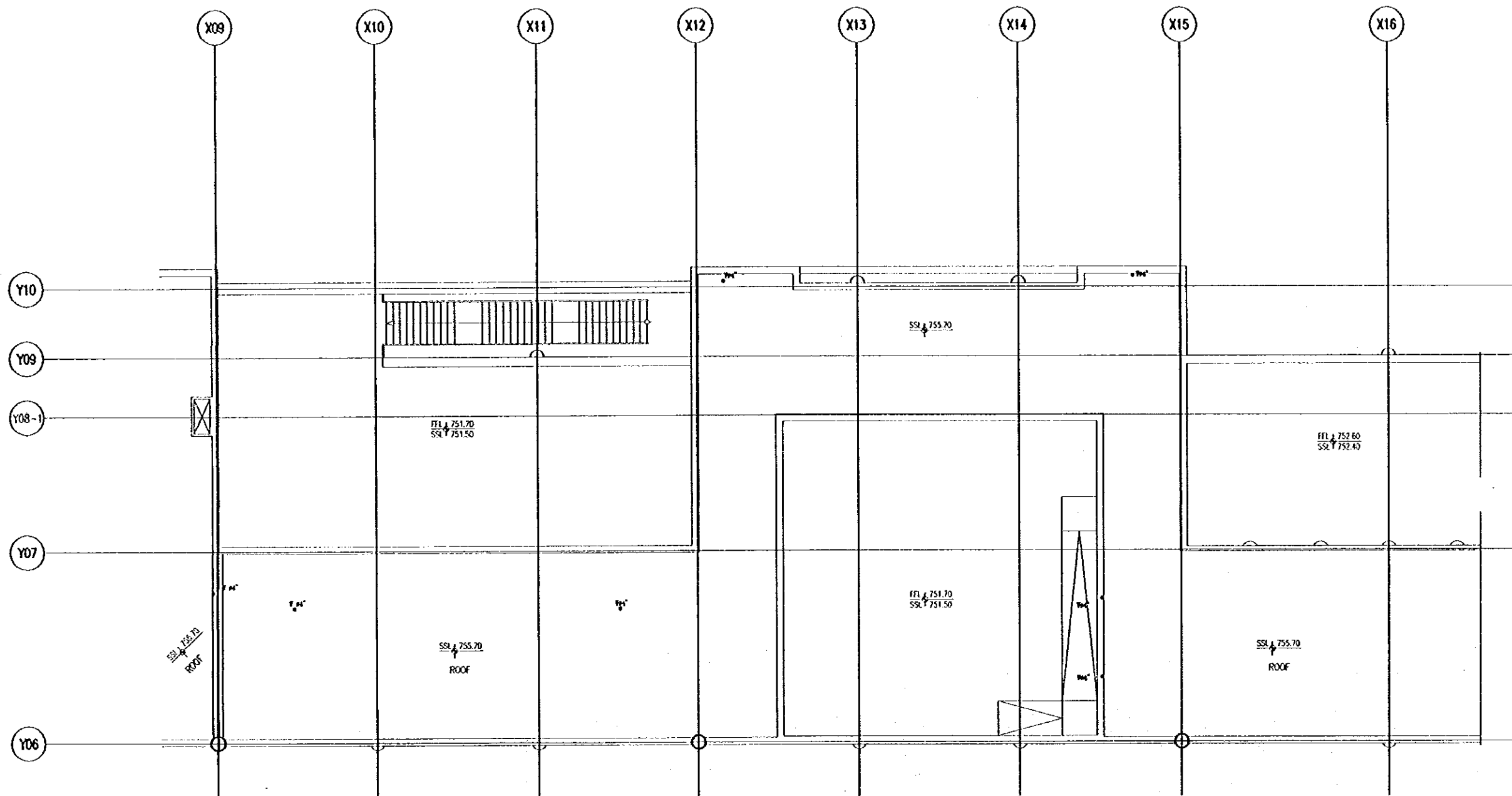
Tourism Sector Development Project
In the Hashemite Kingdom of Jordan

The Government of
the Hashemite Kingdom of Jordan
The Ministry of Tourism and Antiquities
The Ministry of Planning

Sub-Project:
Amman Downtown
Tourist Zone Development

Note:
• This detailed design has been executed by a team of
consultants as shown below in accordance with the agreement
between Japan International Cooperation Agency (JICA) and
JICA Study Team.
• The copyright of this drawing rests with JICA.


NOTE :-
C.O :- CLEANOUT
F.D :- FLOOR DRAIN
V&D :- VENT & DRAIN
V :- VENT



Designed by:
Japan International Cooperation Agency
(JICA)

JICA Study Team:
Joint Venture of
Pacific Consultants International and
Yamashita Sekkei Inc.

Subcontracted Local Consultant:

RBAH Consultants
Architect, Engineer


Raghadan Bus Terminal

Drawing Title:
**DRAINAGE LAYOUT SYSTEM
FOR ROOF FLOOR ZONE 2**

Scale: 1/100 Drawing No: RBT .M307

Notes:
• The detailed design has been executed by a team of consultants as shown below in accordance with the agreement between Japan International Cooperation Agency (JICA) and JICA Study Team.
• The copyright of this drawing rests with JICA.

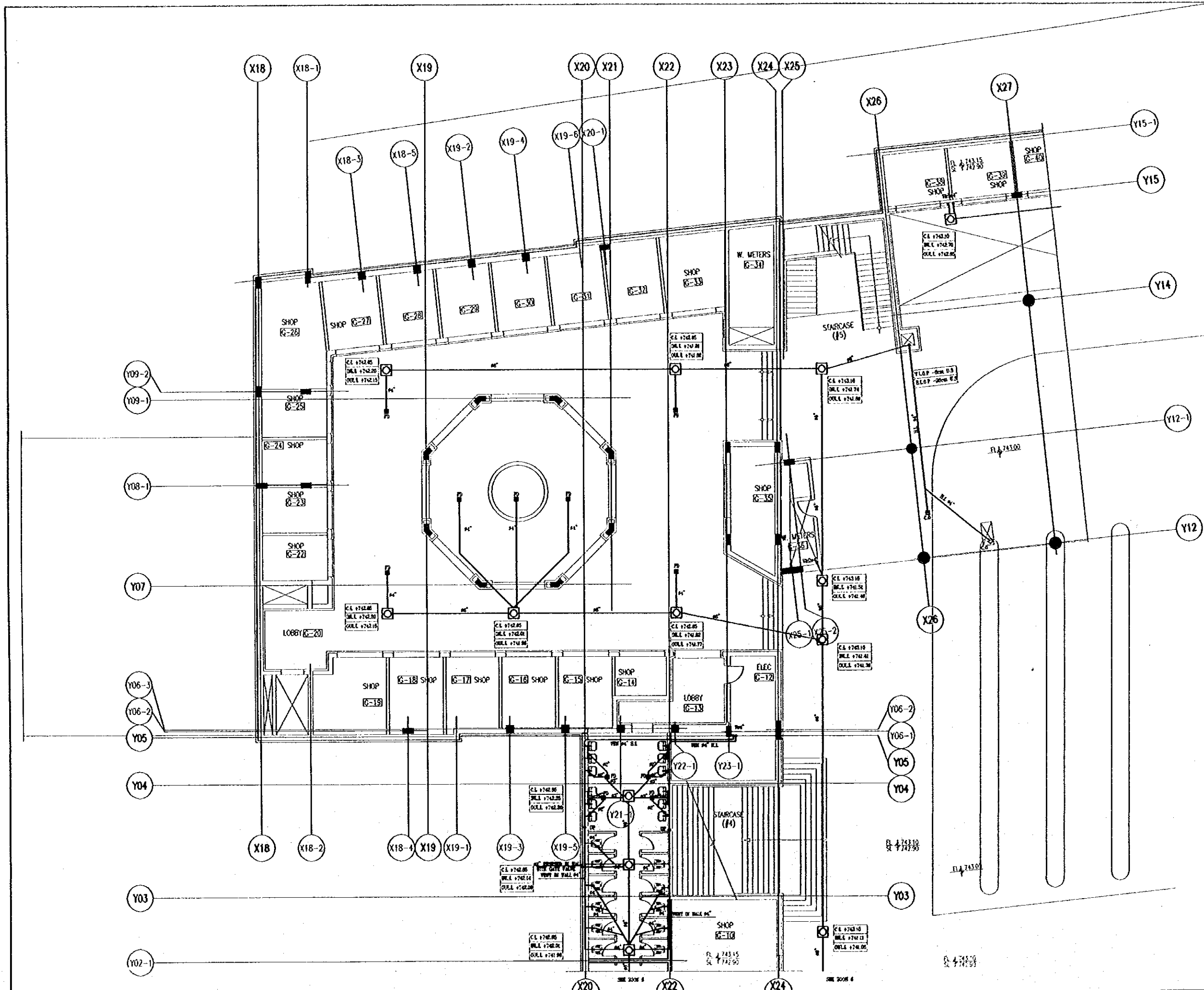
NOTE :-
FD :- FLOOR DRAIN
C.O. :- CLEANOUT
U.T. :- UNDER TILE
U.S. :- UNDER SLAB
M :- MANHOLE
CL :- COVER LEVEL
INL :- INLET LEVEL
OUL :- OUTLET LEVEL
U.G. :- UNDER GROUND
T.L.O.P. :- TOP LEVEL OF PIPE
B.L.O.P. :- BOTTOM LEVEL OF PIPE

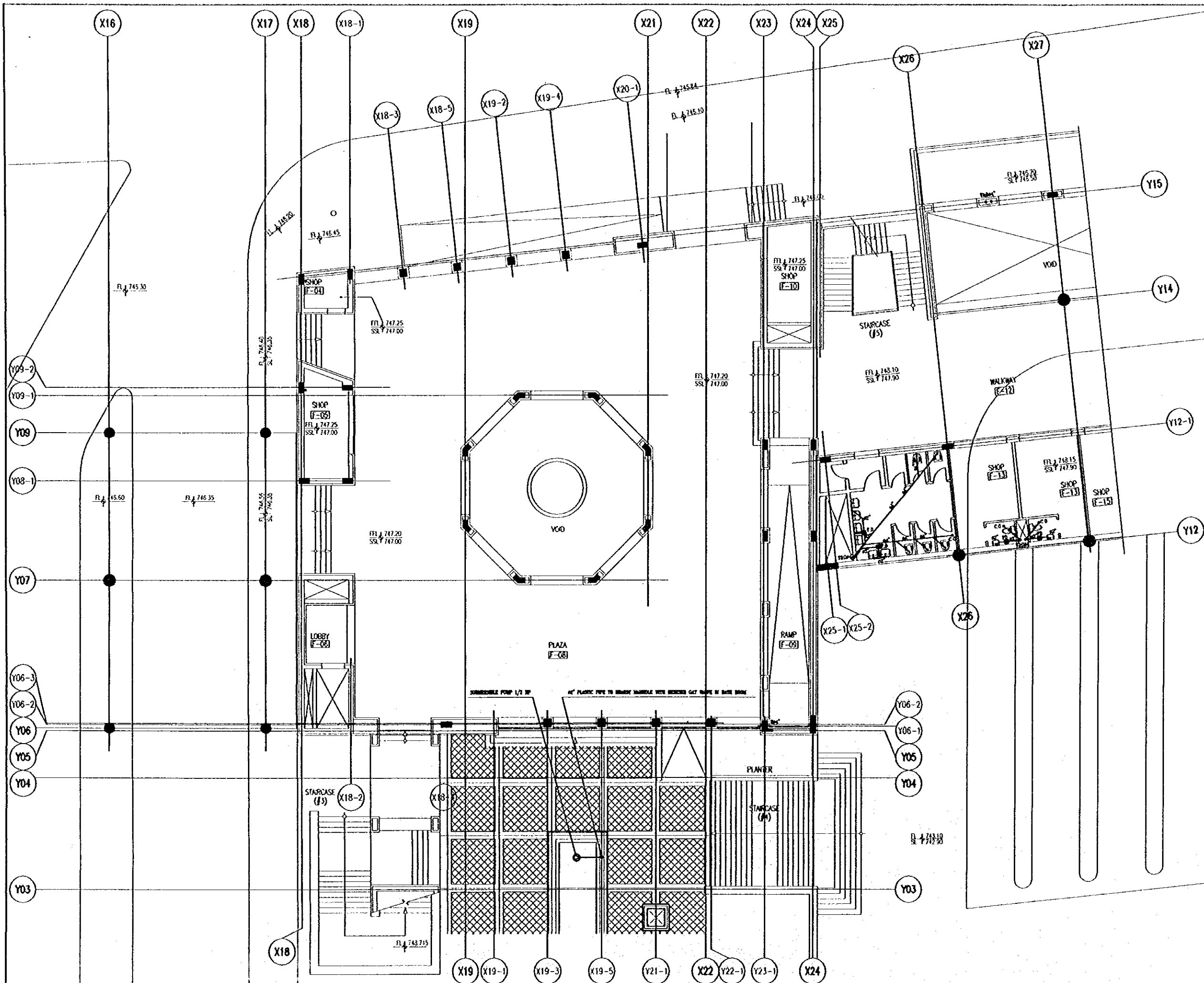
Designed by:
Japan International Cooperation Agency
(JICA)
JICA Study Team:
Joint Venture of
Pacific Consultants International and
Yamashita Seki & Inc.
Subcontracted Local Consultant:
MAH Consultants
Architects, Engineers

Raghadan Bus Terminal

Drawing Title:
DRAINAGE LAYOUT SYSTEM
FOR GROUND FLOOR ZONE 3

Scale: 1/100 Drawing No: RBT.M308





Tourism Sector Development Project
in the Hashemite Kingdom of Jordan

The Government of
the Hashemite Kingdom of Jordan
The Ministry of Tourism and Antiquities
The Ministry of Planning

Sub-Project:
Ammon Downtown
Tourist Zone Development

Note:
• This detailed design has been executed by a team of
consultants as shown below in accordance with the agreement
between Japan International Cooperation Agency (JICA) and
JICA Study Team.
• The copyright of this drawing rests with JICA.

NOTE :-
FD :- FLOOR DRAIN
C.O. :- CLEANOUT
U.T. :- UNDER TILE
U.S. :- UNDER SLARE
M. :- MANHOLE
C.L. :- COVER LEVEL
INLET :- INLET LEVEL
OUTLET :- OUTLET LEVEL
U.G. :- UNDER GROUND
T.O.P. :- TOP LEVEL OF PIPE
B.L.O.P. :- BOTTOM LEVEL OF PIPE

Designed by:
Japan International Cooperation Agency
(JICA)

JICA Study Team:
Joint Venture of
Pacific Consultants International and
Yamato Sekkei Inc.

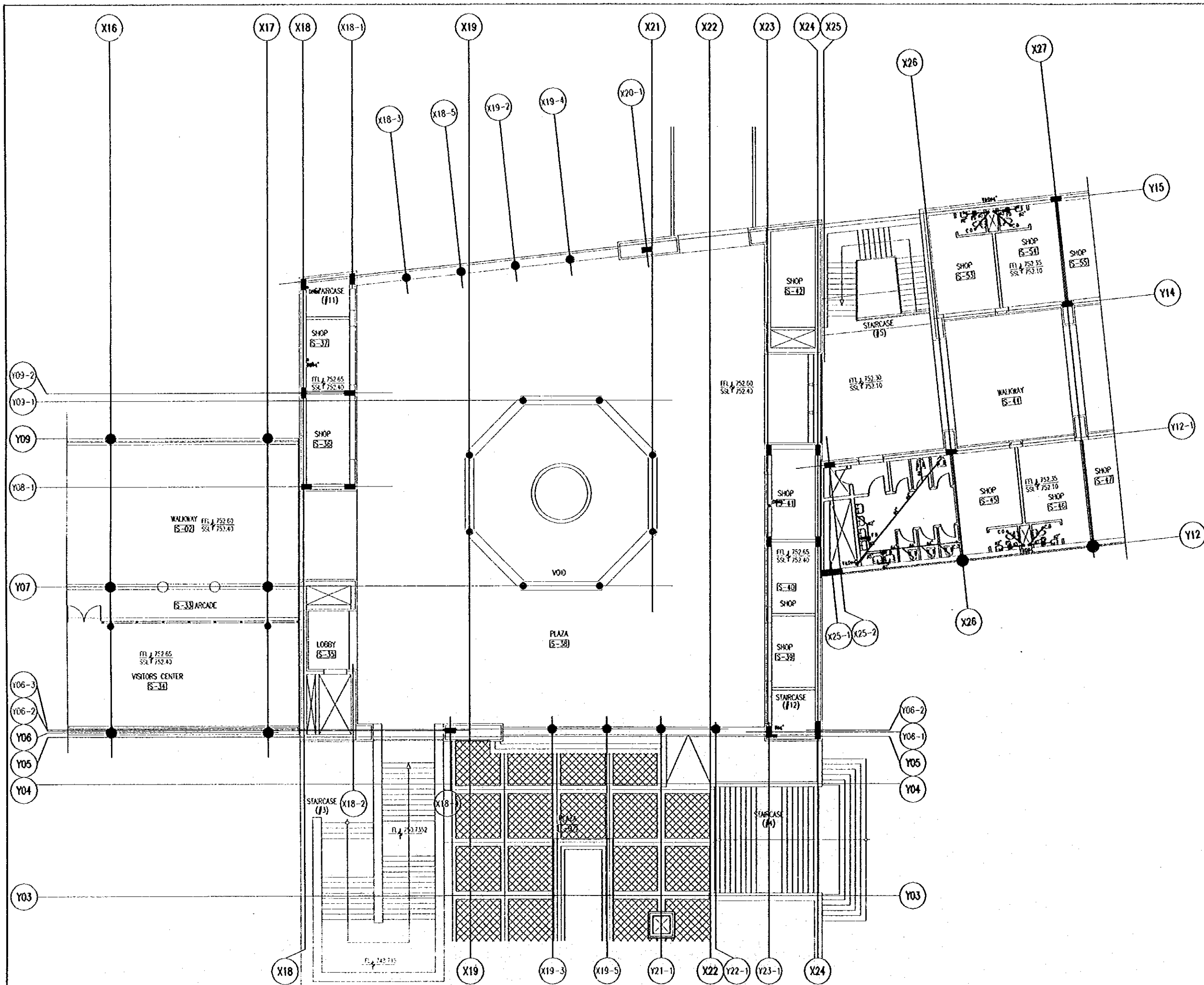
Subcontracted Local Consultant:
TBM Consultants
Architects, Engineers

Raghadan Bus Terminal

Drawing Title:
DRAINAGE LAYOUT SYSTEM
FOR FIRST FLOOR ZONE 3

Scale:
1/100

Drawing No:
RBT .M309



Tourism Sector Development Project
In the Hashemite Kingdom of Jordan

The Government of
the Hashemite Kingdom of Jordan
The Ministry of Tourism and Antiquities
The Ministry of Planning

Sub-Project:
Amman Downtown
Tourist Zone Development

Note:
• This detailed design has been executed by a team of consultants as shown below in accordance with the agreement between Japan International Cooperation Agency (JICA) and JICA Study Team.
• The copyright of this drawing rests with JICA.

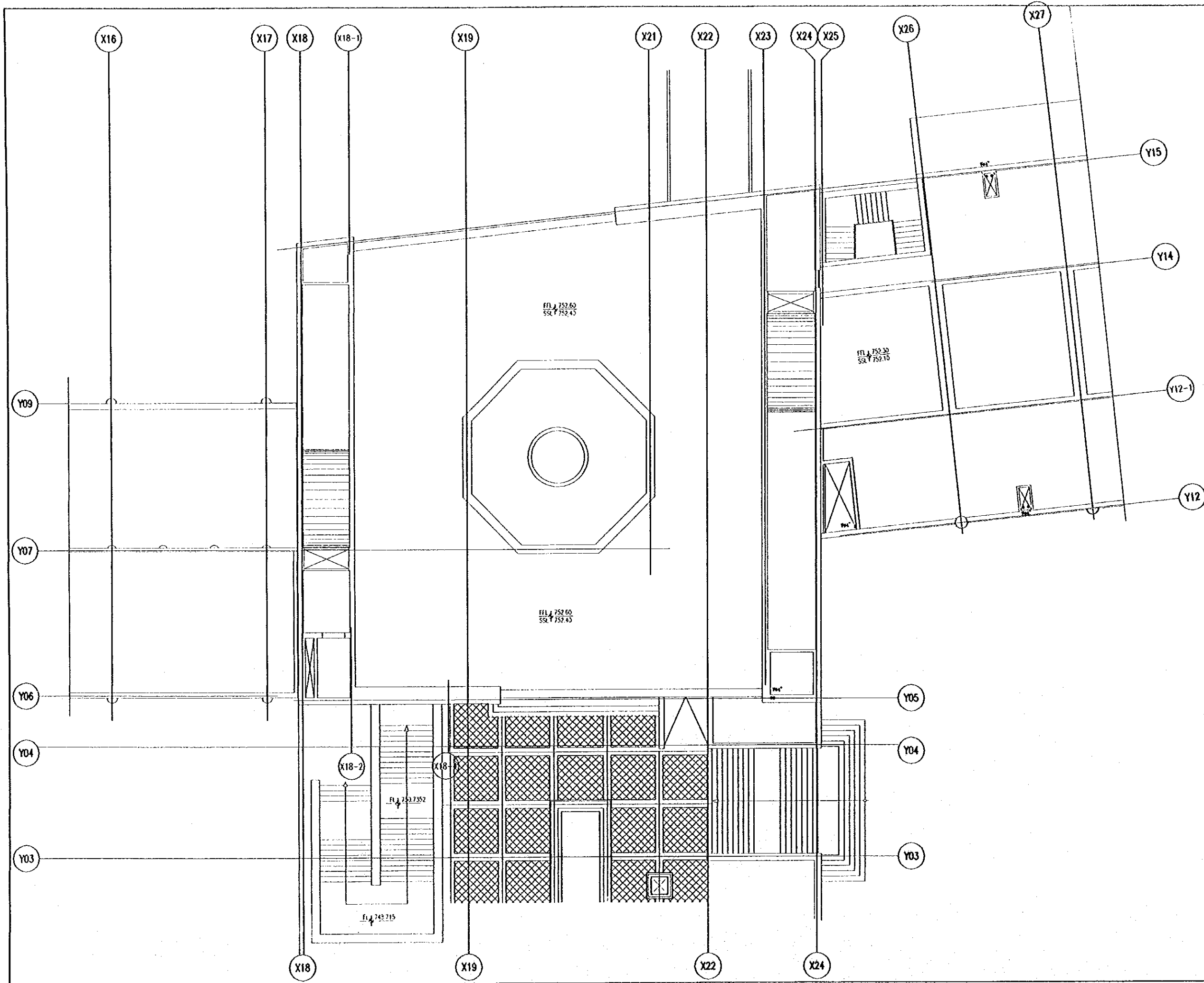
NOTE :-
FD :- FLOOR DRAIN
C.O. :- CLEANOUT
U.T. :- UNDER TILE
U.S. :- UNDER SLAB
M :- MANHOLE
C.L. :- COVER LEVEL
I.S.L. :- INLET LEVEL
O.U.L. :- OUTLET LEVEL
U.G. :- UNDER GROUND
T.L.O.P. :- TOP LEVEL OF PIPE
B.L.O.P. :- BOTTOM LEVEL OF PIPE

Designed by:
Japan International Cooperation Agency (JICA)
JICA Study Team:
Joint Venture of
Pacific Consultants International and
Yamashita Sekki Inc.
Subcontracted Local Consultant:
TBMH Consultants
Architects, Engineers

Raghadan Bus Terminal

Drawing Title:
DRAINAGE LAYOUT SYSTEM
FOR SECOND FLOOR ZONE 3

Scale: 1/100
Drawing No: RBT_M310



Tourism Sector Development Project
in the Hashemite Kingdom of Jordan

The Government of
the Hashemite Kingdom of Jordan
The Ministry of Tourism and Antiquities
The Ministry of Planning

Sub-Project:
Amman Downtown
Tourist Zone Development

Note:
• This detailed design has been executed by a team of
consultants as shown below in accordance with the agreement
between Japan International Cooperation Agency (JICA) and
JICA Study Team.
• The copyright of this drawing rests with JICA.

NOTE :-
FD :- FLOOR DRAIN
C.O :- CLEANOUT
U.T :- UNDER TILE
U.S :- UNDER SLAB
M :- MANHOLE
C.L :- COVER LEVEL
I.N.L :- INLET LEVEL
O.U.L :- OUTLET LEVEL
U.G :- UNDER GROUND
T.L.O.P :- TOP LEVEL OF PIPE
B.L.O.P :- BOTTOM LEVEL OF PIPE

Designed by:
Japan International Cooperation Agency
(JICA)
JICA Study Team:
Joint Venture of
Pacific Consultants International and
Yamashita Seki & Co. Inc.
Subcontracted Local Consultant:
TIBAH Consultants
Architects, Engineers

Raghadan Bus Terminal
Drawing Title:
**DRAINAGE LAYOUT SYSTEM
FOR ROOF FLOOR ZONE 3**

Scale: 1/100 Drawing No: RBT .M311

Tourism Sector Development Project
in the Hashemite Kingdom of Jordan

The Government of
the Hashemite Kingdom of Jordan
The Ministry of Tourism and Antiquities
The Ministry of Planning

Sub-Project:
Amman Downtown
Tourist Zone Development

Note:
• The detailed design has been executed by a team of
consultants as shown below in accordance with the agreement
between Japan International Cooperation Agency (JICA) and
JICA Study Team.

• The copyright of this drawing rests with JICA.

NOTE :-
FD :- FLOOR DRAIN
C.O. :- CLEANOUT
U.T :- UNDER TILE
U.S :- UNDER SLAB
M :- MANHOLE
C.L :- COVER LEVEL
I.N.L :- INLET LEVEL
O.U.L :- OUTLET LEVEL
U.G :- UNDER GROUND
T.L.O.P :- TOP LEVEL OF PIPE
B.L.O.P :- BOTTOM LEVEL OF PIPE

Designed by:

Japan International Cooperation Agency
(JICA)

JICA Study Team:

Joint Venture of
Pacific Consultants International and
Yamashita Sekkei Inc.

Subcontracted Local Consultant:

TRAH Consultants
Architects, Engineers

Signature

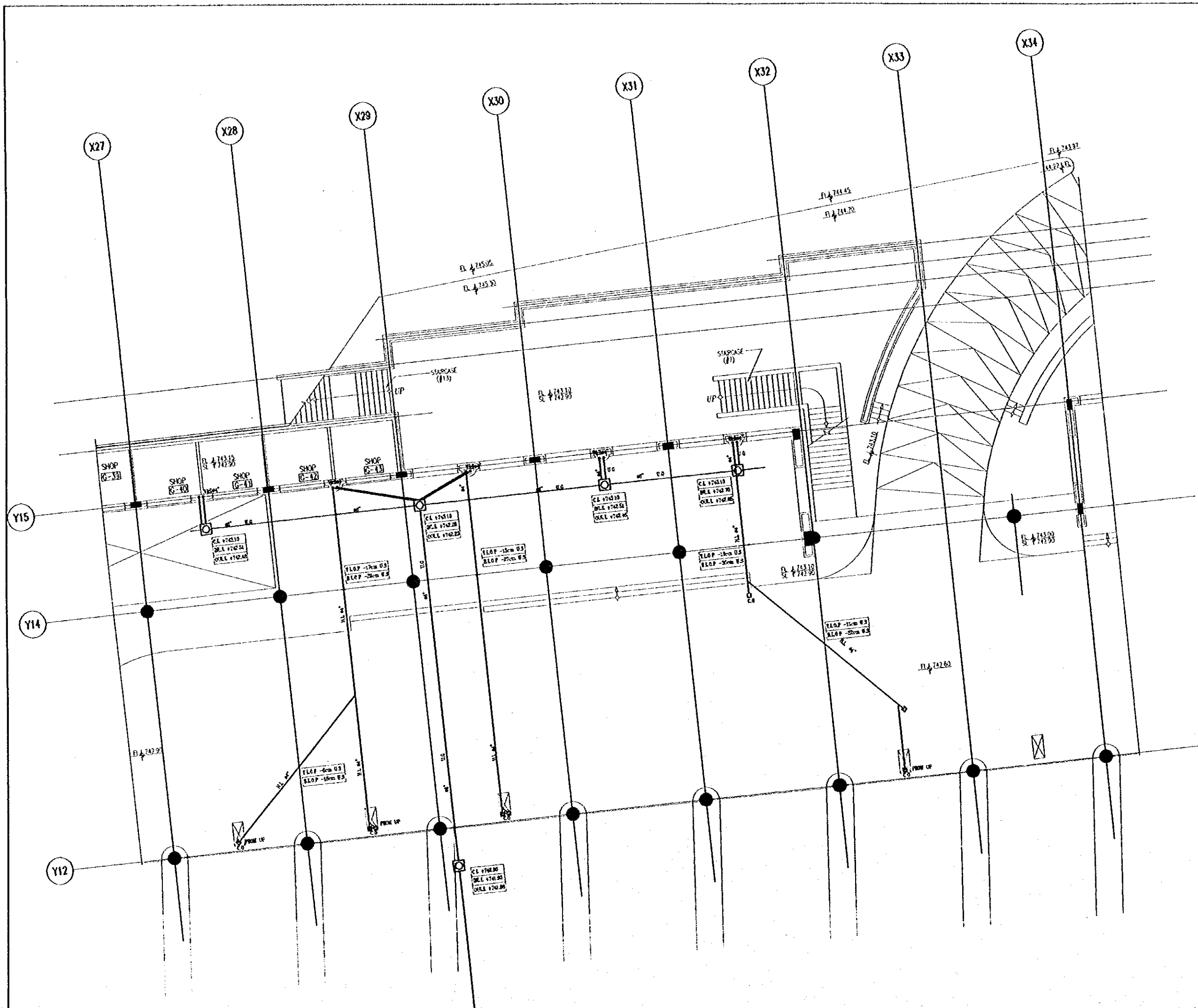
Raghadan Bus Terminal

Drawing Title:

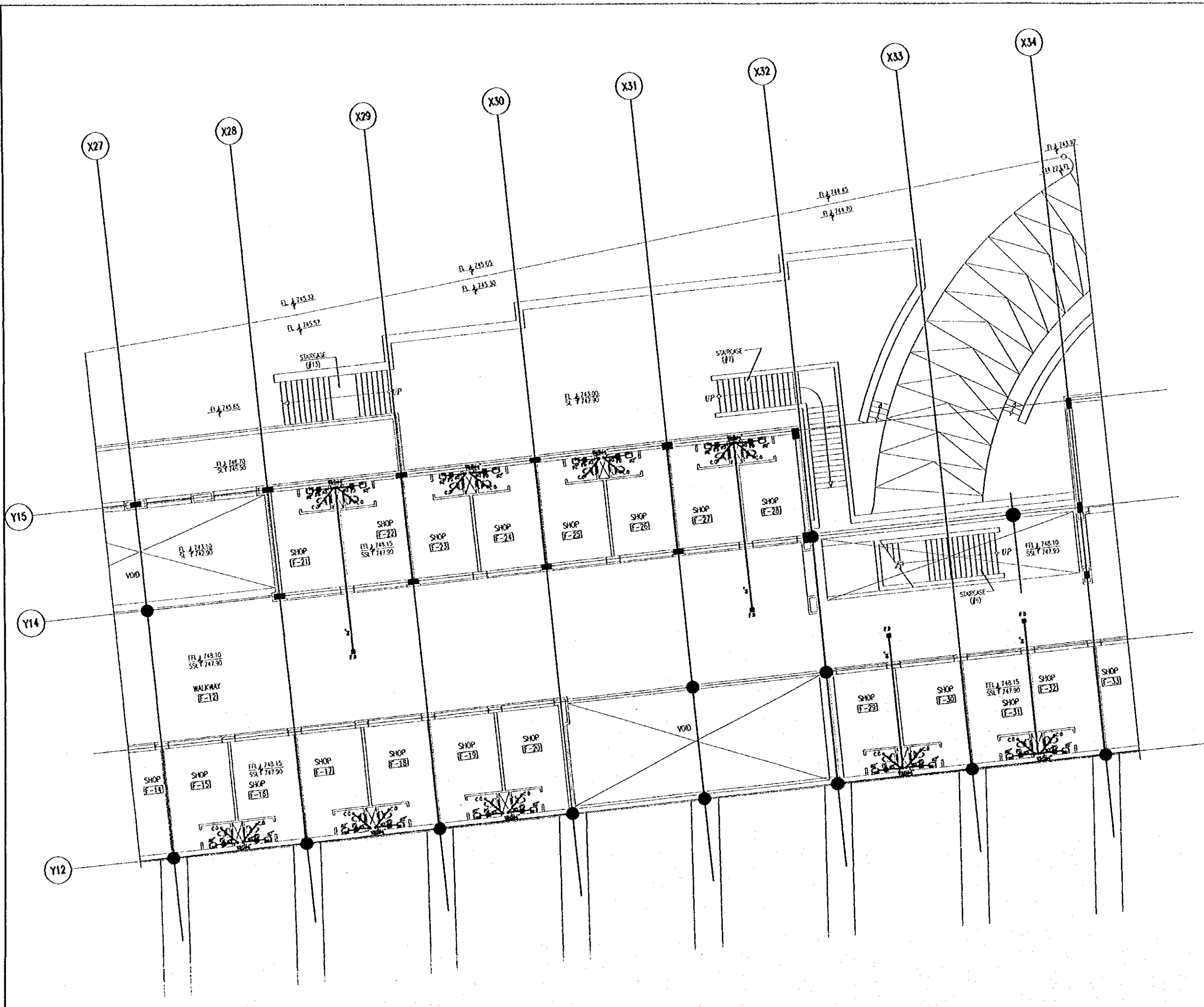
DRAINAGE LAYOUT SYSTEM
FOR GROUND FLOOR ZONE 4

Scale:
1/100

Drawing No:
RBT .M312



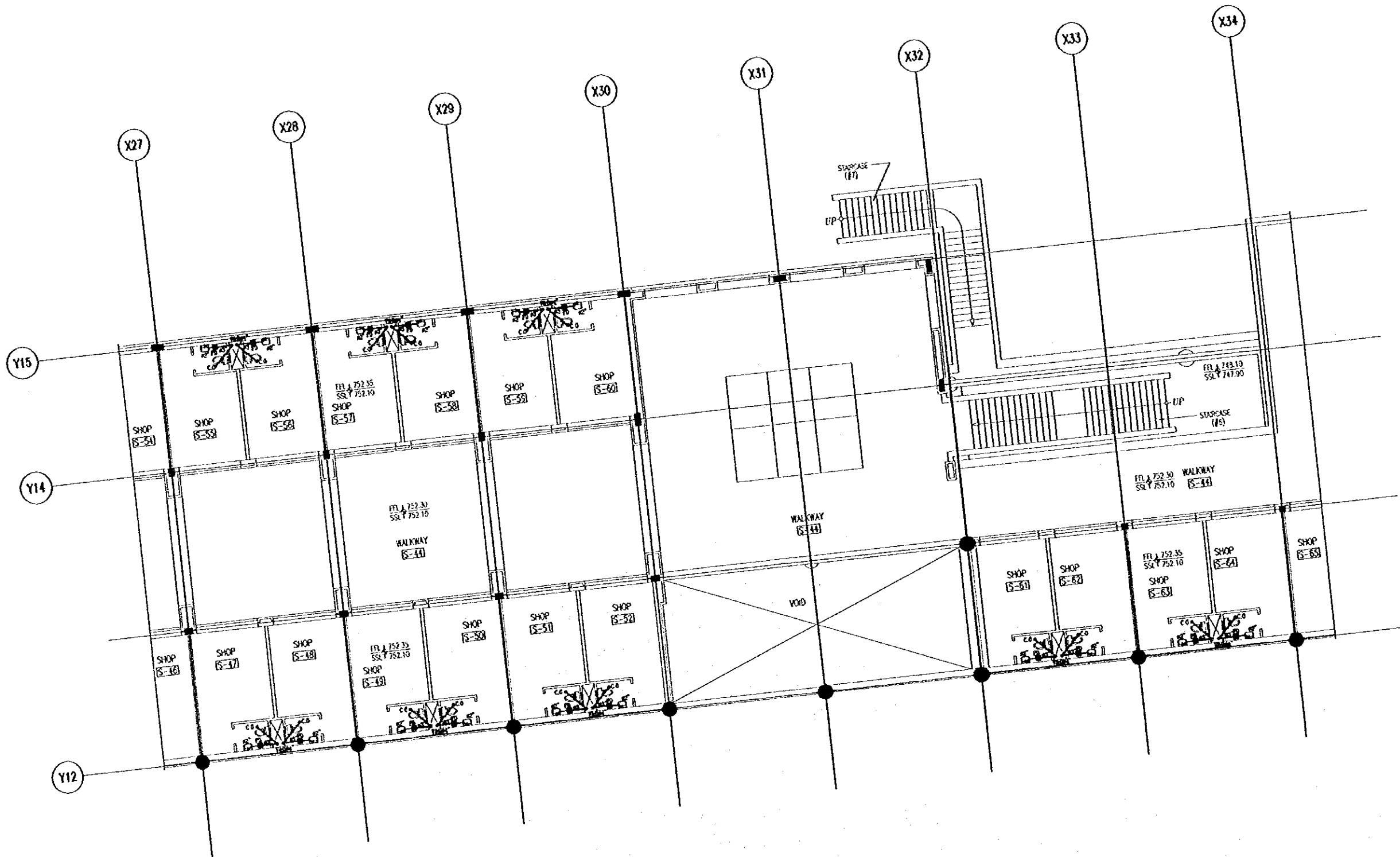
Note:
• This detailed design has been executed by a team of consultants as shown below in accordance with the agreement between Japan International Cooperation Agency (JICA) and JICA Study Team.
• The copyright of this drawing rests with JICA.



Designed by:
Japan International Cooperation Agency (JICA)
JICA Study Team:
Joint Venture of Pacific Consultants International and Yamada Seteki Inc.
Subcontracted Local Consultant:
TMAH Consultants
Architects, Engineers

Raghadan Bus Terminal
Drawing Title:
DRAINAGE LAYOUT SYSTEM
FOR FIRST FLOOR ZONE 4

Scale: 1/100
Drawing No: RBT .M313



Designed by:
Japan International Cooperation Agency
(JICA)

JICA Study Team:
Joint Venture of
Pacific Consultants International and
Yamasita Sekkei Inc.

Subcontracted Local Consultant:
TAAH Consultants
Architects, Engineers


Raghadan Bus Terminal

Drawing Title:
DRAINAGE LAYOUT SYSTEM
FOR SECOND FLOOR ZONE 4

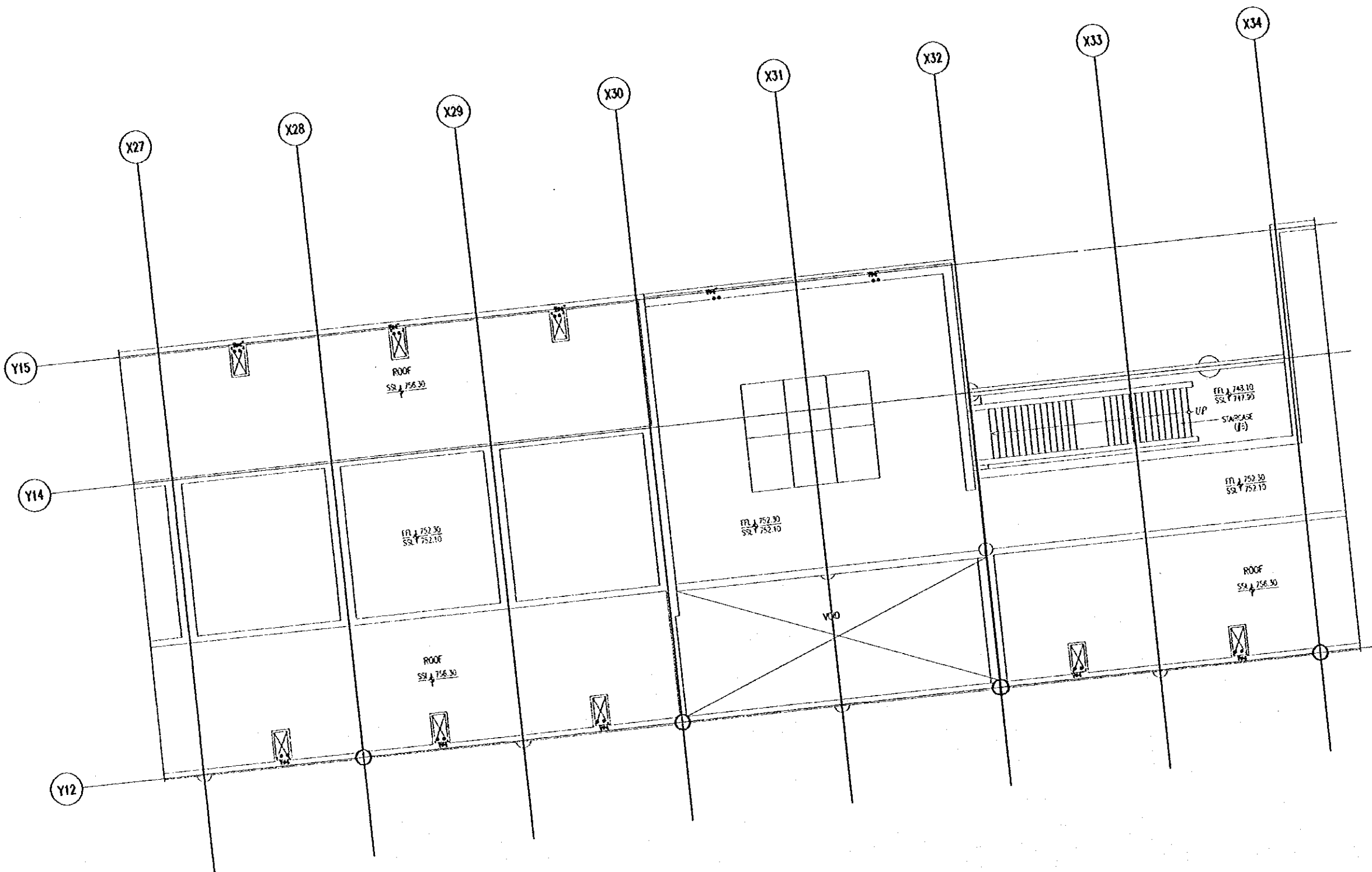
Scale: 1/100 Drawing No: RBT .M314

Tourism Sector Development Project
in the Hashemite Kingdom of Jordan

The Government of
the Hashemite Kingdom of Jordan
The Ministry of Tourism and Antiquities
The Ministry of Planning

Sub-Project:
Amman Downtown
Tourist Zone Development

Notes:
• The detailed design has been executed by a team of
consultants as shown below in accordance with the agreement
between Japan International Cooperation Agency (JICA) and
JICA Study Team.
• The copyright of this drawing rests with JICA.



Designed by:
Japan International Cooperation Agency
(JICA)

JICA Study Team:
Joint Venture of
Pacific Consultants International and
Yamashita Seiki & Co. Inc.

Subcontracted Local Consultant:

TMAH Consultants
Architects, Engineers
مهندسين معماريين ومهندسين مدنيين

Raghadan Bus Terminal

Drawing Title:
DRAINAGE LAYOUT SYSTEM
FOR ROOF FLOOR ZONE 4

Scale: 1/100
Drawing No.: RBT . M315

Note:
• This detailed design has been executed by a team of
consultants as shown below in accordance with the agreement
between Japan International Cooperation Agency (JICA) and
JICA Study Team.

• the copyright of this drawing rests with JICA.

NOTE :-
FD :- FLOOR DRAIN
C.O. :- CLEANOUT
UT :- UNDER TILE
US :- UNDER SLAB
M :- MANHOLE
CL :- COVER LEVEL
INL G :- INLET LEVEL
OUL G :- OUTLET LEVEL
UG :- UNDER GROUND
T.L.O.P :- TOP LEVEL OF PIPE
B.L.O.P :- BOTTOM LEVEL OF PIPE

Designed by:

Japan International Cooperation Agency
(JICA)

JICA Study Team:

Joint Venture of
Pacific Consultants International and
Yamato Sekkei Inc.

Subcontracted Local Consultant:

TIMAH Consultants
Architects, Engineers

مهندسين معماريين
مهندسين ميكانيكيين

Raghadan Bus Terminal

Drawing Title

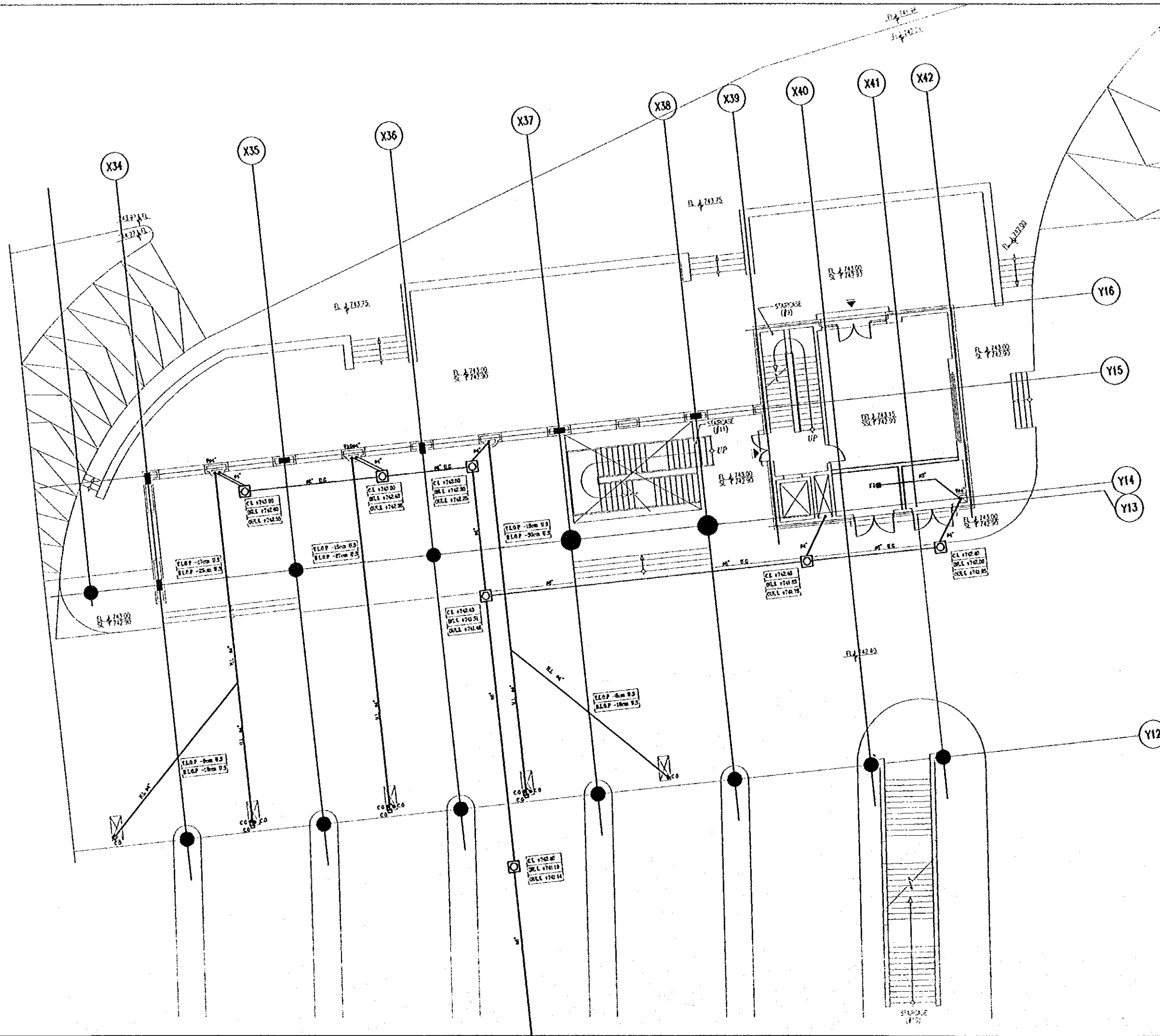
DRAINAGE LAYOUT SYSTEM
FOR GROUND FLOOR ZONE 5

Scale

1/100

Drawing No.

RBT .M316



Note:
• This detailed design has been executed by a team of
consultants as shown below in accordance with the agreement
between Japan International Cooperation Agency (JICA) and
JICA Study Team.
• The copyright of this drawing rests with JICA.

NOTE :
FD :- FLOOR DRAIN
CD :- CLEANOUT
UT :- UNDER TILE

Designed by:
Japan International Cooperation Agency
(JICA)

JICA Study Team:
Joint Venture of
Pacific Consultants International and
Yamashita Seki Inc.

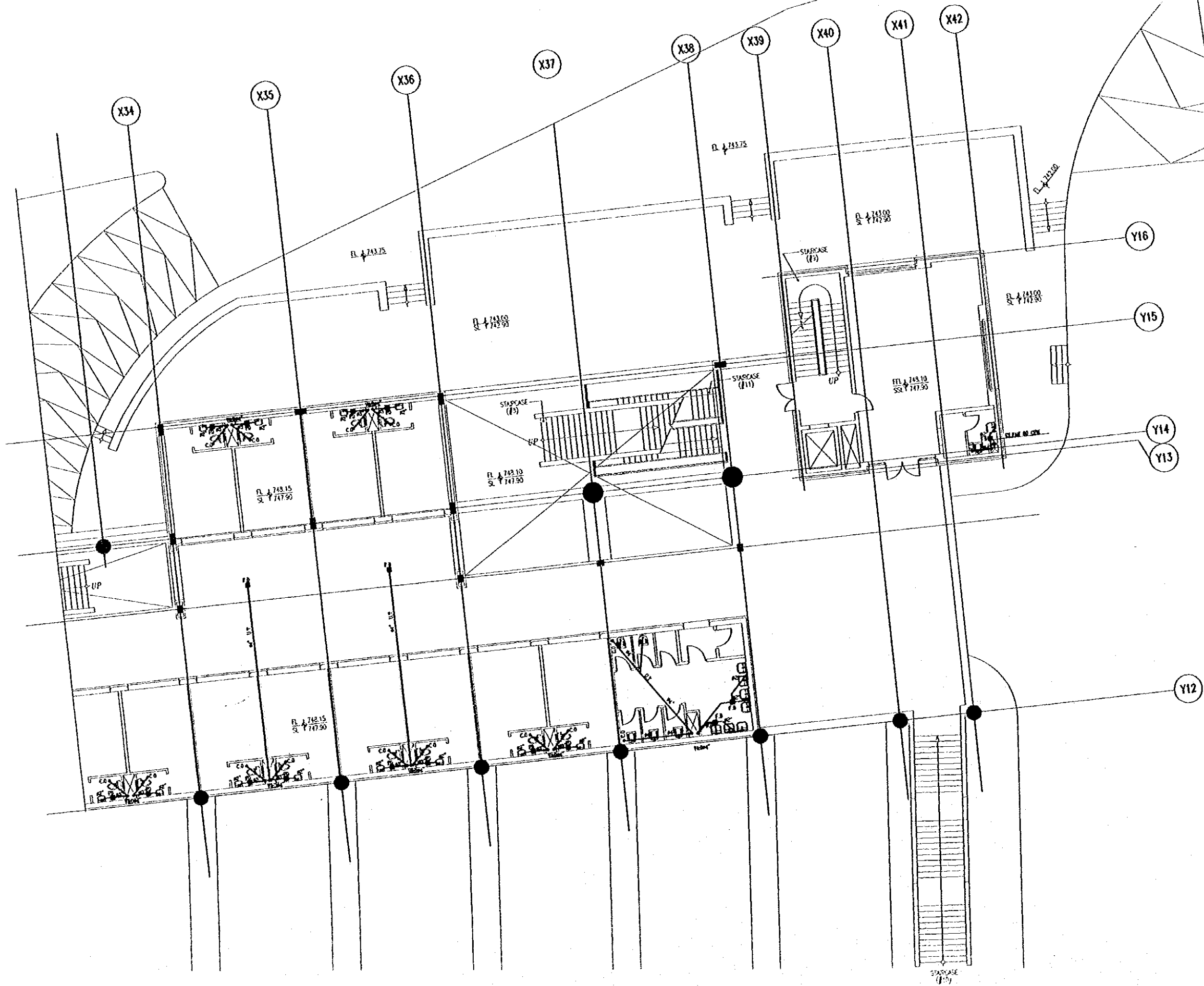
Subcontracted Local Consultant:

MAH Consultants
Architects, Engineers

Raghadan Bus Terminal

Drawing Title:
DRAINAGE LAYOUT SYSTEM
FOR FIRST FLOOR ZONE 5

Scale: 1/100
Drawing No. RBT .M317



Tourism Sector Development Project
in the Hashemite Kingdom of Jordan

The Government of
the Hashemite Kingdom of Jordan
The Ministry of Tourism and Antiquities
The Ministry of Planning

Sub-Project:
Amman Downtown
Tourist Zone Development

Note:
• This detailed design has been executed by a team of
consultants as shown below in accordance with the agreement
between Japan International Cooperation Agency (JICA) and
JICA Study Team.
• The copyright of this drawing rests with JICA.

NOTE :
FD - FLOOR DRAIN
CD - CLEAROUT
UT - UNDER TILE

Designed by:

Japan International Cooperation Agency
(JICA)

JICA Study Team:

Joint Venture of
Pacific Consultants International and
Yamasita Sekkei Inc.

Subcontracted Local Consultant:

TIMAH Consultants
Architects, Engineers

طراحی و مهندسی معماری و عمران


Raghadan Bus Terminal

Drawing Title:

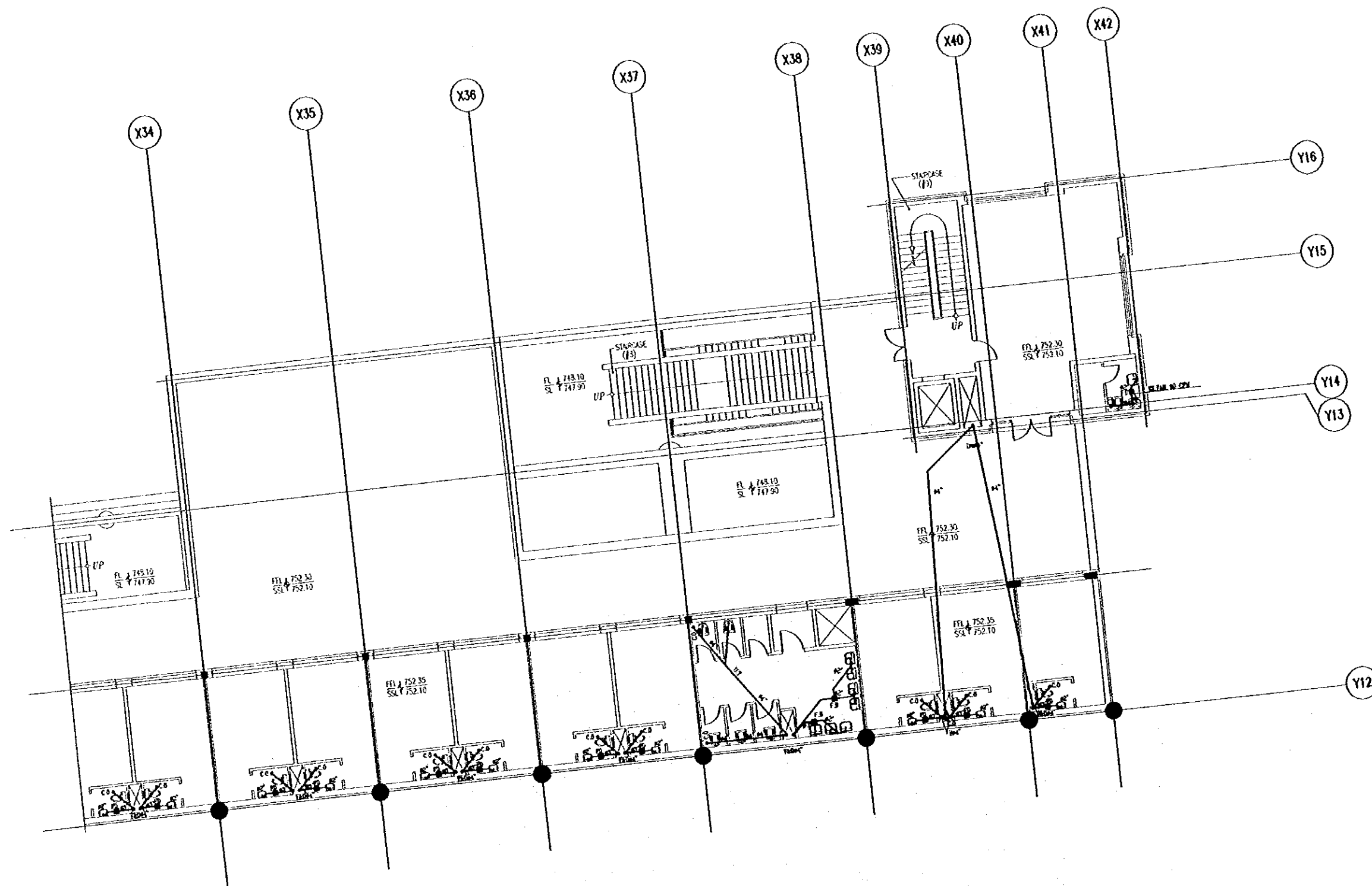
DRAINAGE LAYOUT SYSTEM
FOR SECOND FLOOR ZONE 5

Scale:

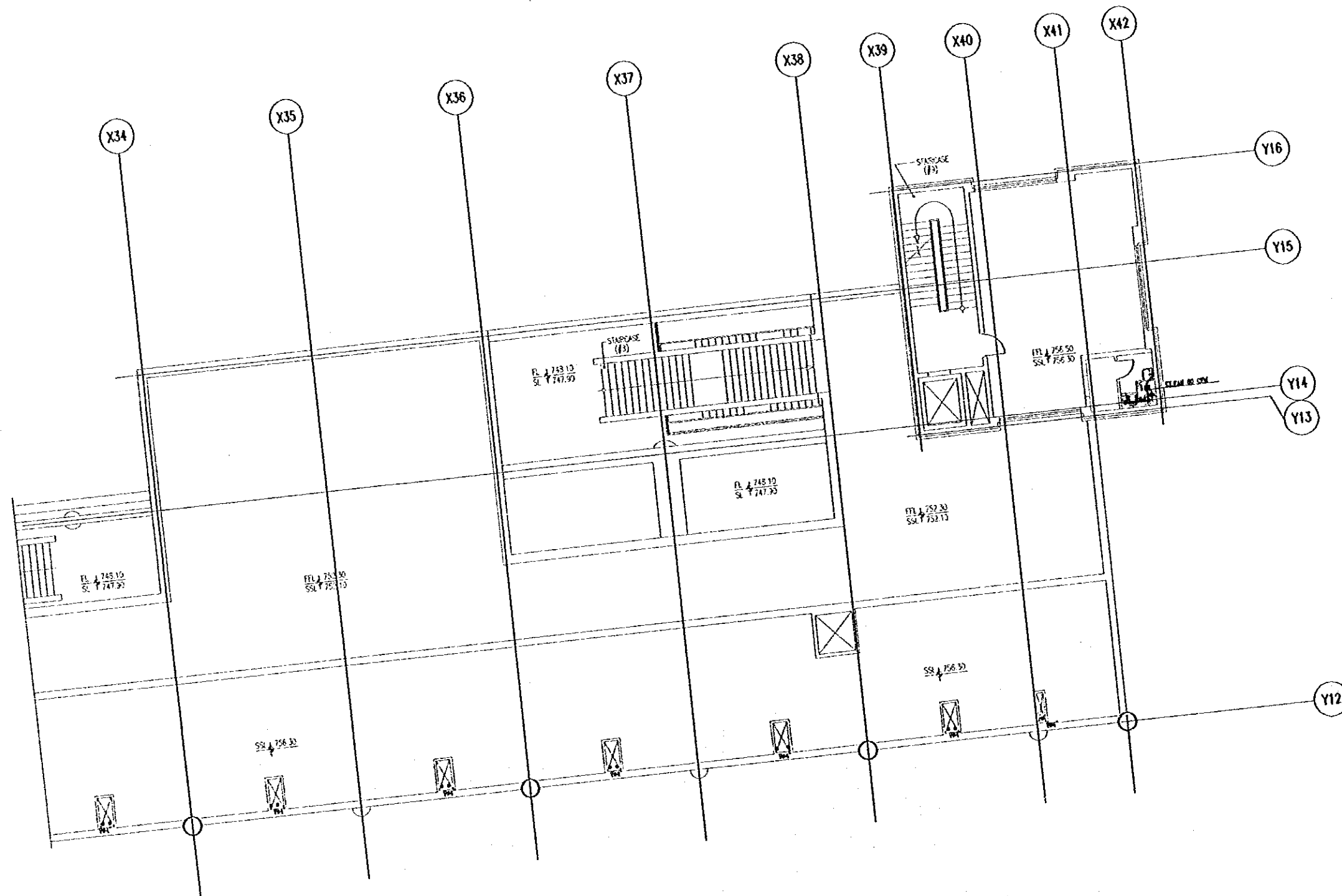
1/100

Drawing No.:

RBT .M318




Note:
- This detailed design has been executed by a team of
consultants as shown below in accordance with the agreement
between Japan International Cooperation Agency (JICA) and
JICA Study Team.
- The copyright of this drawing rests with JICA.



Designed by:
Japan International Cooperation Agency
(JICA)

JICA Study Team:
Joint Venture of
Pacific Consultants International and
Yamato Sekkei Inc.

Subcontracted Local Consultant:

TIBAH Consultants
Architects, Engineers


Raghadan Bus Terminal

Drawing Title:
**DRAINAGE LAYOUT SYSTEM
FOR THIRD FLOOR ZONE 5**

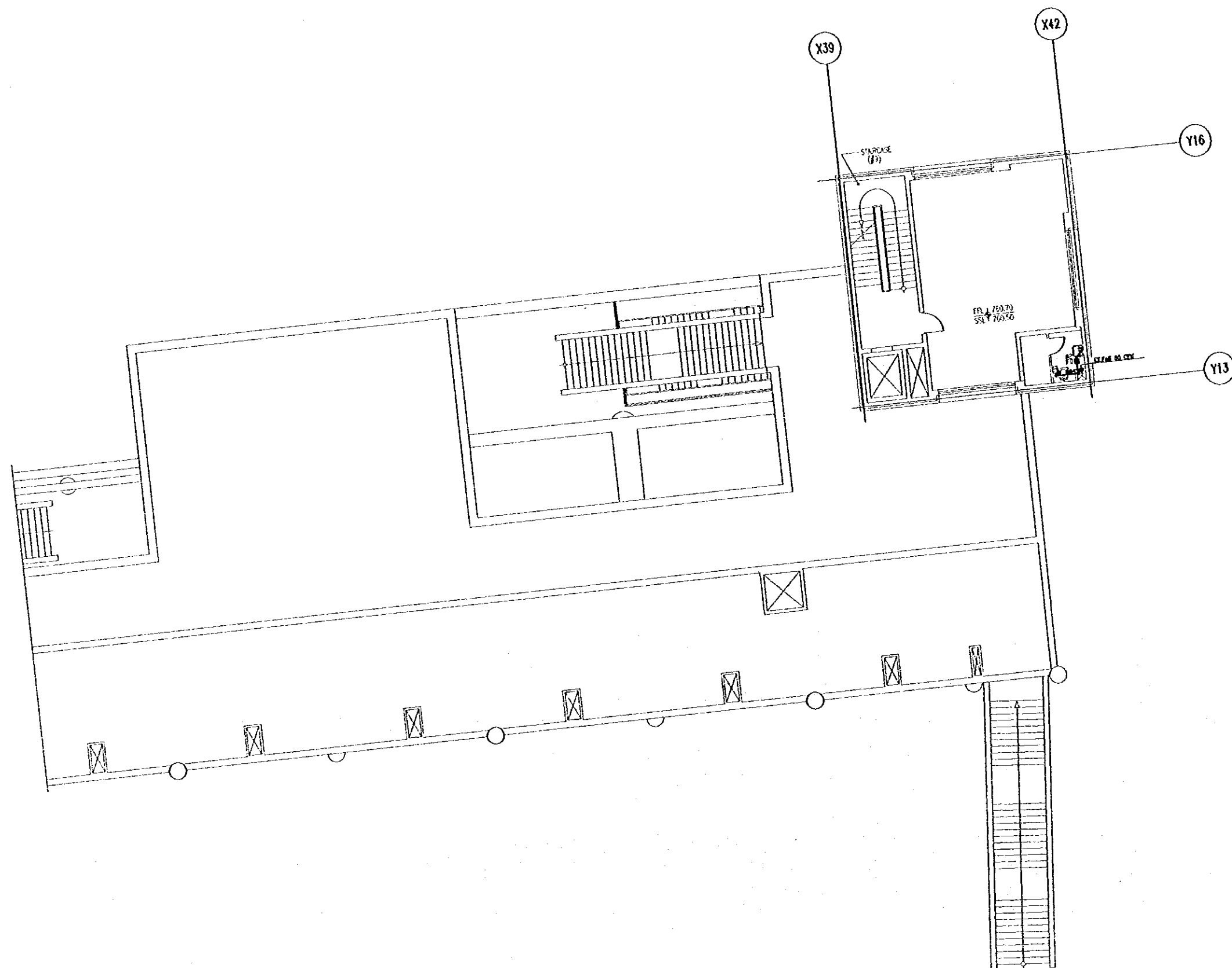
Scale: **1/100** Drawing No: **RBT .M319**

Tourism Sector Development Project
in the Hashemite Kingdom of Jordan

The Government of
the Hashemite Kingdom of Jordan
The Ministry of Tourism and Antiquities
The Ministry of Planning

Sub-Project:
Amman Downtown
Tourist Zone Development

Note:
- This detailed design has been executed by a team of
consultants as shown below in accordance with the agreement
between Japan International Cooperation Agency (JICA) and
JICA Study Team.
- The copyright of this drawing rests with JICA.



Designed by:
Japan International Cooperation Agency
(JICA)

JICA Study Team:
Joint Venture of
Pacific Consultants International and
Yonasa Seteki Inc.

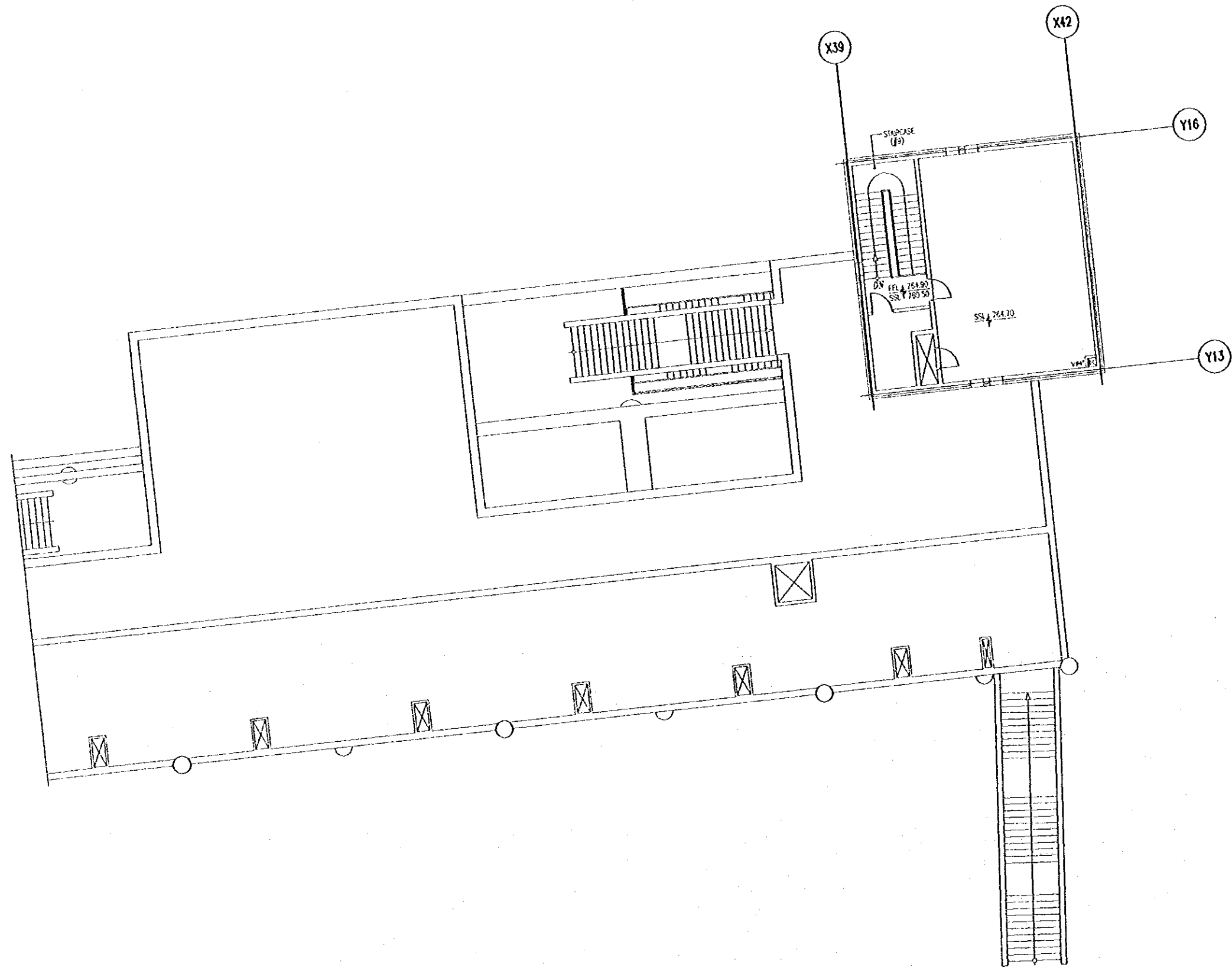
Subcontracted Local Consultant:

TIBAH Consultants
Architect, Engineers
مهندسين معماريين ومهندسين مدنيين

Raghadan Bus Terminal

Drawing Title:
DRAINAGE LAYOUT SYSTEM
FOR FORTH FLOOR ZONE 5

Scale: 1/100 Drawing No: RBT.M320



Tourism Sector Development Project
in the Hashemite Kingdom of Jordan

The Government of
the Hashemite Kingdom of Jordan
The Ministry of Tourism and Antiquities
The Ministry of Planning

Sub-Project:
Ammon Downtown
Tourist Zone Development

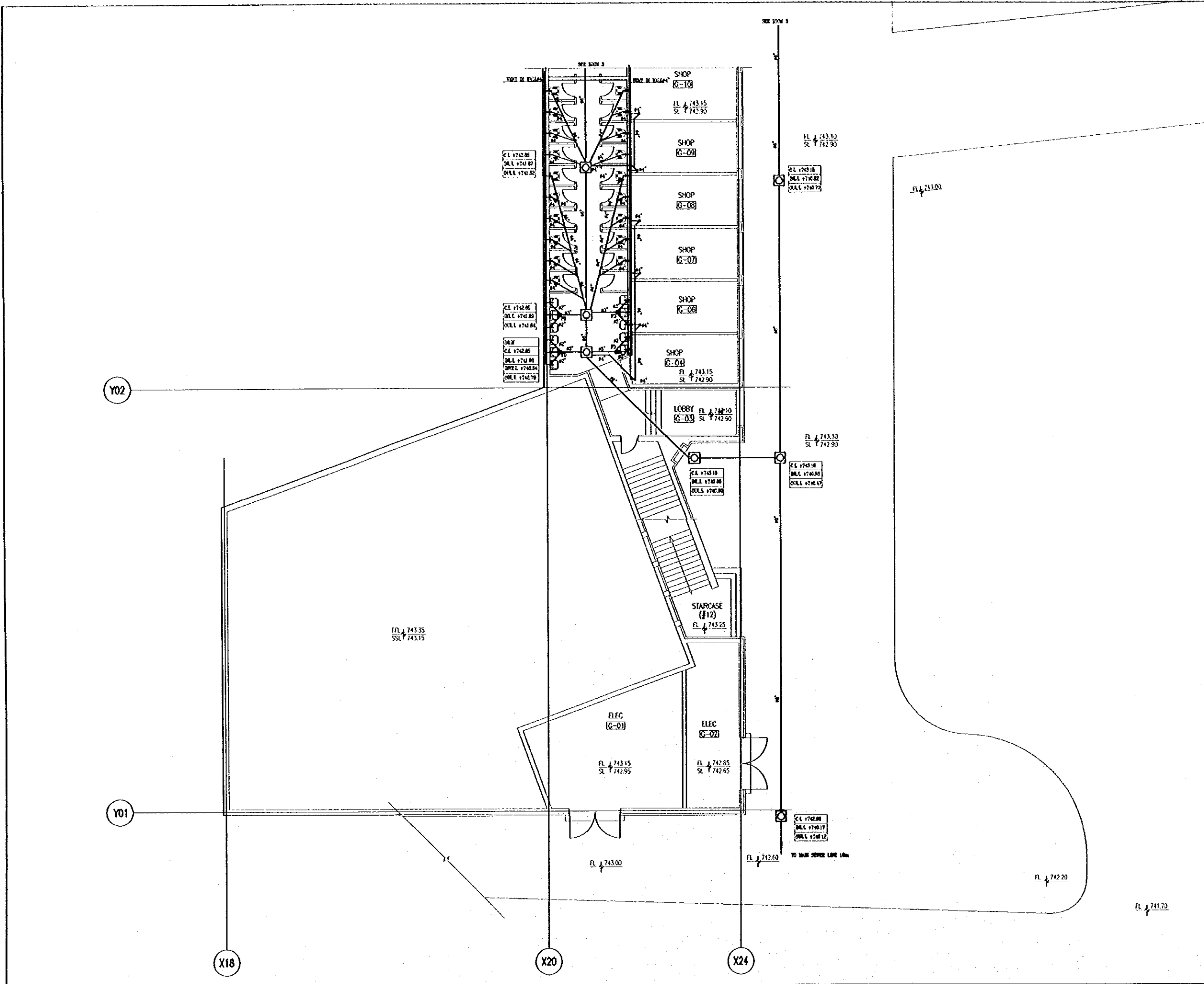
Note:
• This detailed design has been executed by a team of consultants as shown below in accordance with the agreement between Japan International Cooperation Agency (JICA) and JICA Study Team.
• The copyright of this drawing rests with JICA.

Designed by:
Japan International Cooperation Agency (JICA)
JICA Study Team:
Joint Venture of Pacific Consultants International and Yonasa Seiki Inc.
Subcontracted Local Consultant:
TBAH Consultants
Architects, Engineers

Raghadan Bus Terminal

Drawing Title:
DRAINAGE LAYOUT SYSTEM
FOR FIFTH FLOOR ZONE 5

Scale: 1/100 Drawing No: RBT_M321



Tourism Sector Development Project
in the Hashemite Kingdom of Jordan

The Government of
the Hashemite Kingdom of Jordan
The Ministry of Tourism and Antiquities
The Ministry of Planning

Sub-Project:
Amman Downtown
Tourist Zone Development

Note:
- The detailed design has been executed by a team of consultants as shown below in accordance with the agreement between Japan International Cooperation Agency (JICA) and JICA Study Team.
- The copyright of this drawing rests with JICA.

NOTE :-
FD :- FLOOR DRAIN
C.C :- CLEANOUT
U.T :- UNDER TILE
U.S :- UNDER SLAB
M :- MANHOLE
C.L :- COVER LEVEL
I.N.L :- INLET LEVEL
O.U.L :- OUTLET LEVEL
U.G :- UNDER GROUND
T.L.O.P :- TOP LEVEL OF PIPE
B.L.O.P :- BOTTOM LEVEL OF PIPE

Designed by:
Japan International Cooperation Agency
(JICA)

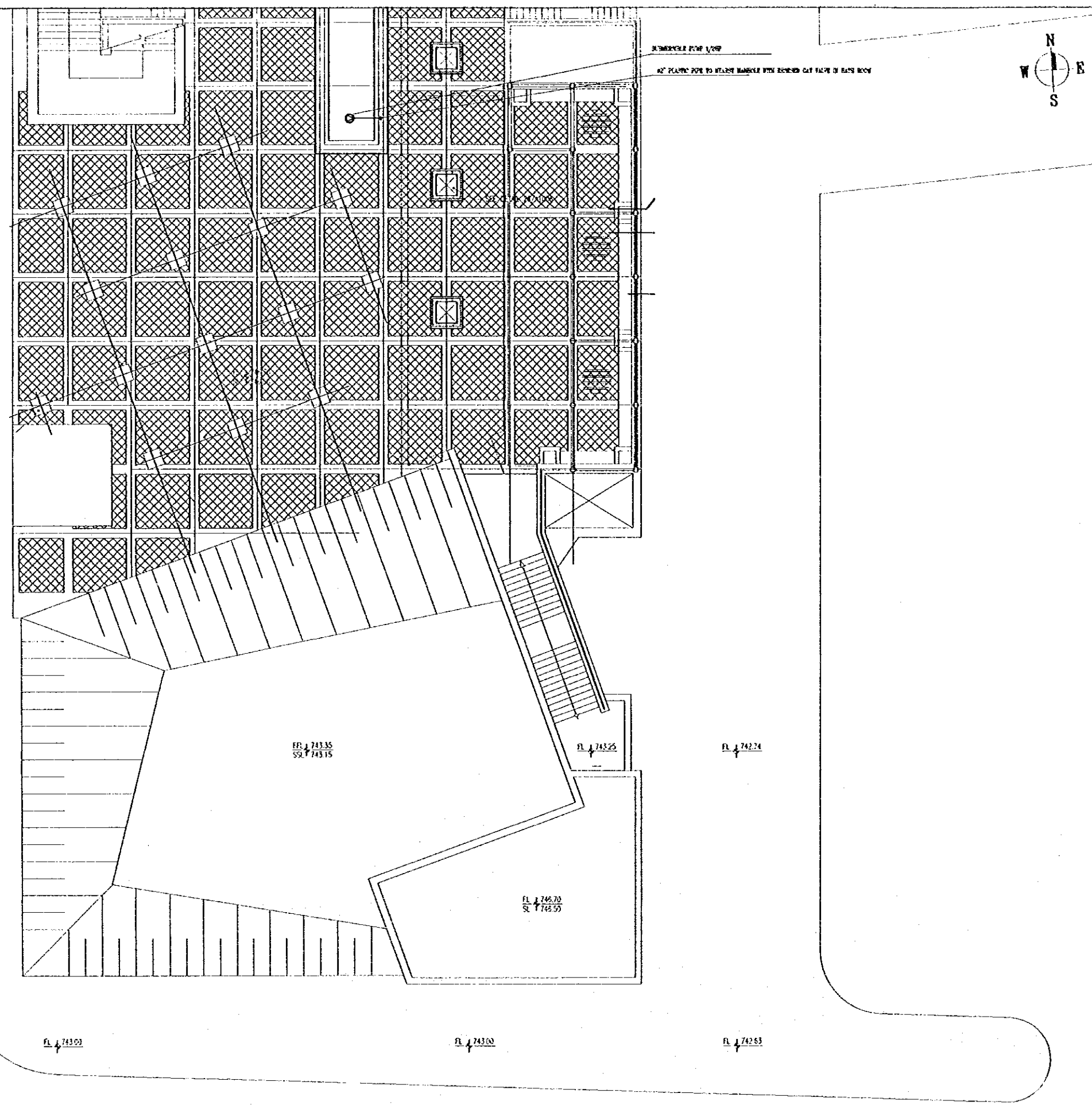
JICA Study Team:
Joint Venture of
Pacific Consultants International and
Yamato Seki & Co. Inc.

Subcontracted Local Consultant:
TIRAH Consultants
Architects, Engineers

Raghadan Bus Terminal

Drawing Title:
**DRAINAGE LAYOUT SYSTEM
FOR GROUND FLOOR ZONE 6**

Scale: 1/100 Drawing No: RBT.M322



Tourism Sector Development Project
in the Hashemite Kingdom of Jordan

The Government of
the Hashemite Kingdom of Jordan
The Ministry of Tourism and Antiquities
The Ministry of Planning

Sub-Project:
Amman Downtown
Tourist Zone Development

Note:
• This detailed design has been prepared by a team of consultants as shown below in accordance with the agreement between Japan International Cooperation Agency (JICA) and JICA Study Team.
• The copyright of this drawing rests with JICA.

NOTE :-
FD :- FLOOR DRAIN
C.O. :- CLEANOUT
U.T. :- UNDER TILE
U.S. :- UNDER SLAB
M :- MANHOLE
C.L. :- COVER LEVEL
B.L.L. :- ENTRY LEVEL
O.U.L.L. :- OUTLET LEVEL
U.G. :- UNDER GROUND
T.L.O.P. :- TOP LEVEL OF PIPE
B.L.O.P. :- BOTTOM LEVEL OF PIPE

Designed by:
Japan International Cooperation Agency (JICA)

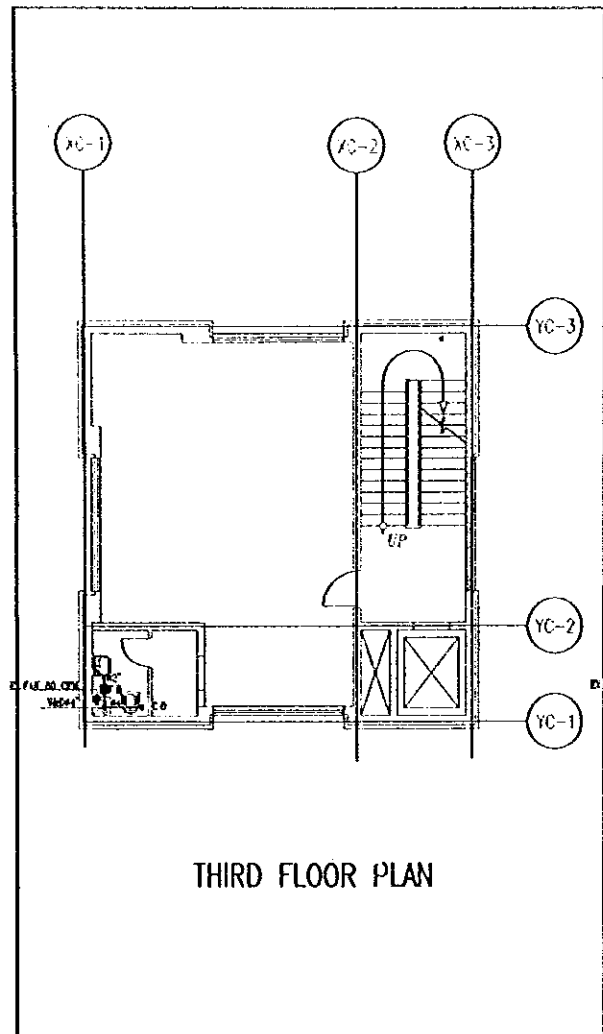
JICA Study Team:
Joint Venture of
Pacific Consultants International and
Yamashita Sekitai Inc.

Subcontracted Local Consultant:
TIBAH Consultants
Architect, Engineers

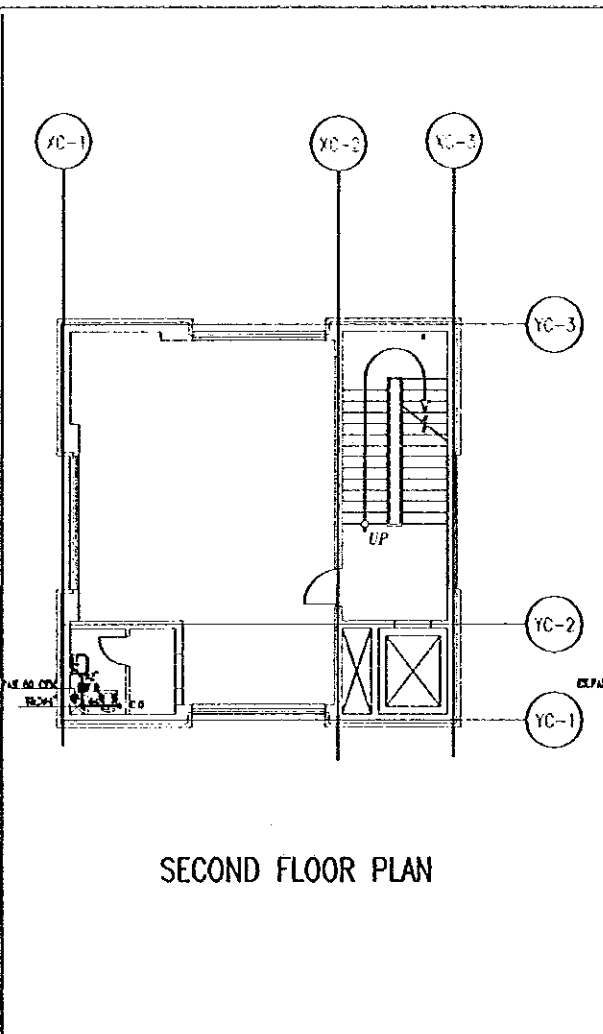
Raghadan Bus Terminal

Drawing Title:
**DRAINAGE LAYOUT SYSTEM
FOR FIRST FLOOR ZONE 6**

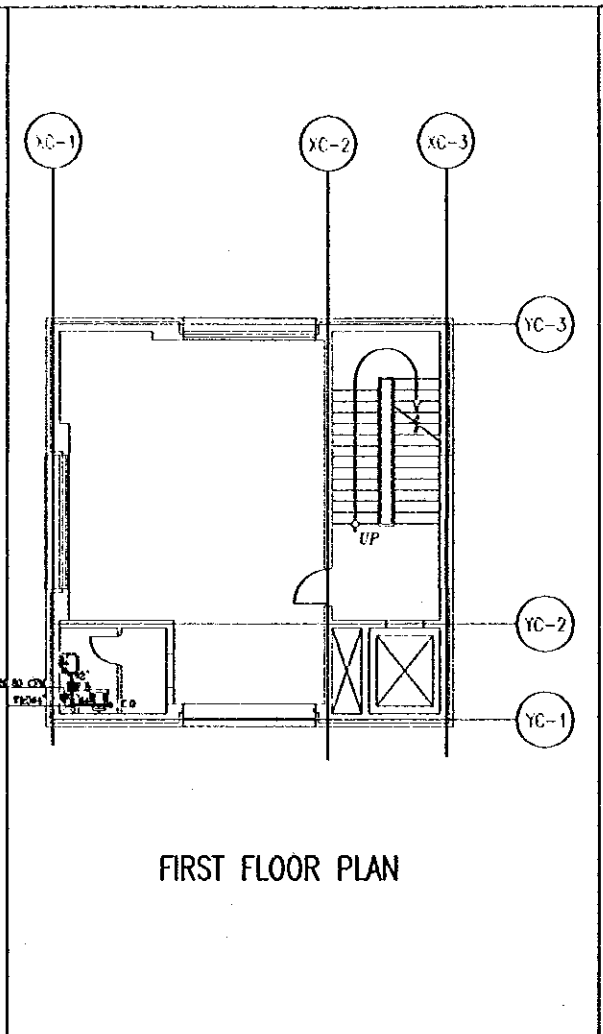
Scale: 1/100
Drawing No: RBT .M323



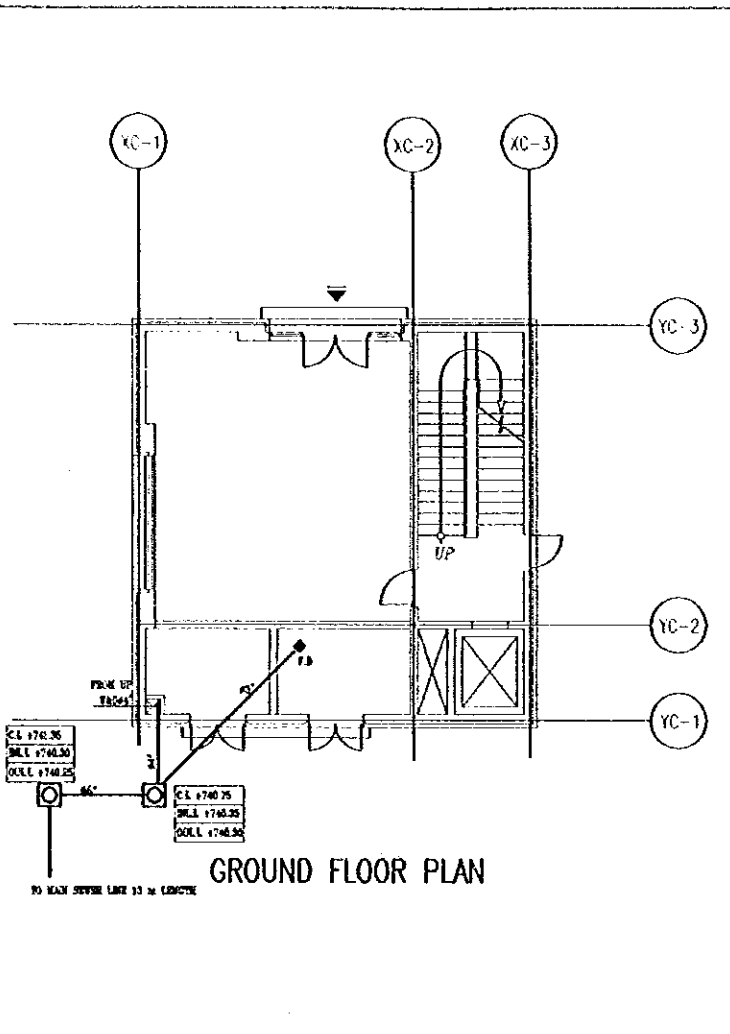
THIRD FLOOR PLAN



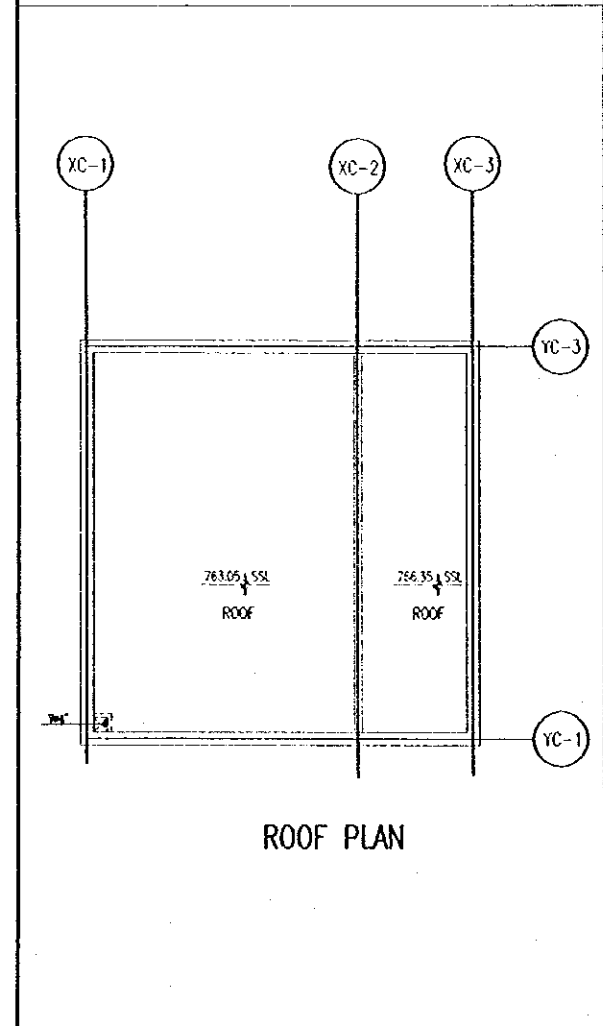
SECOND FLOOR PLAN



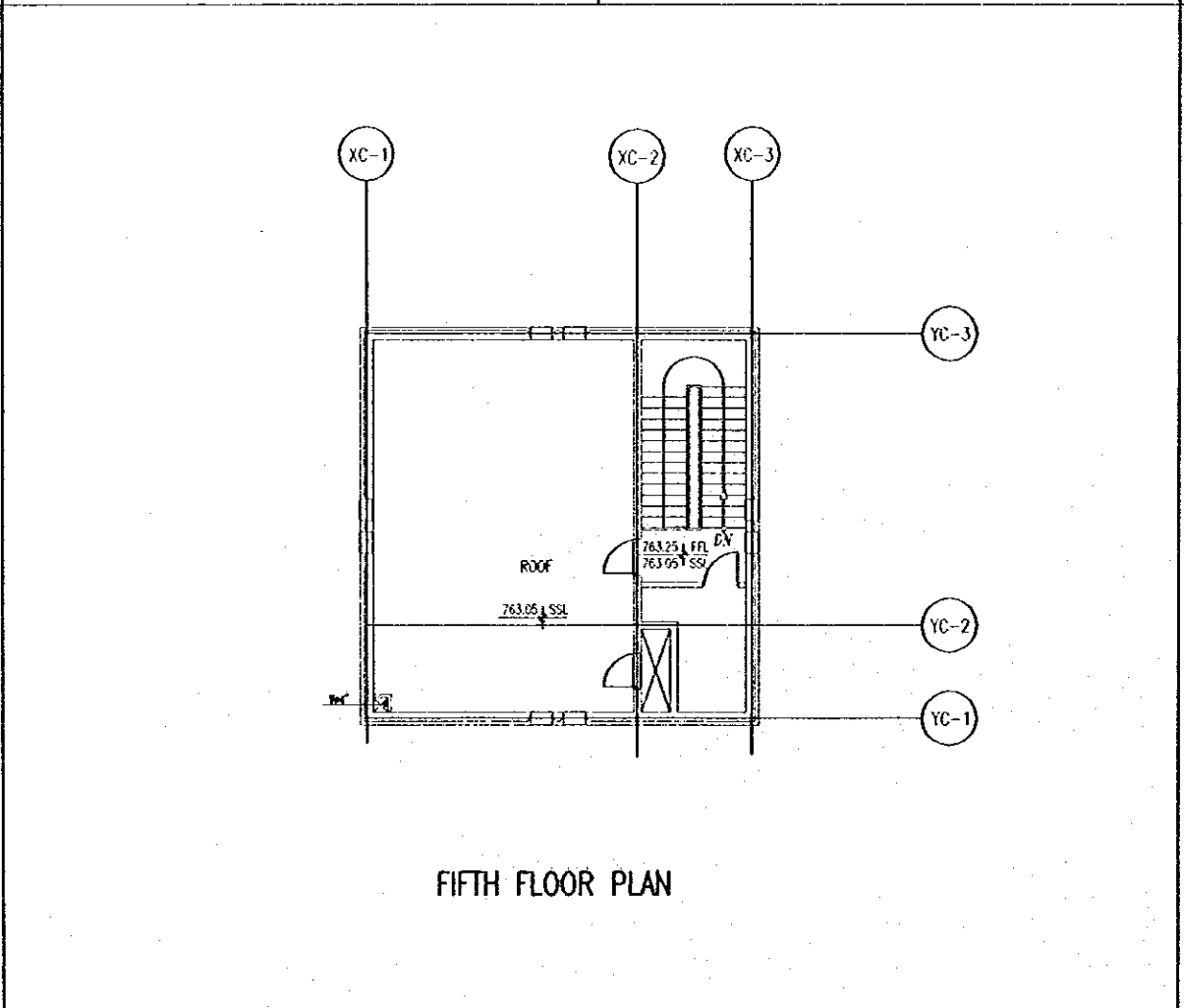
FIRST FLOOR PLAN



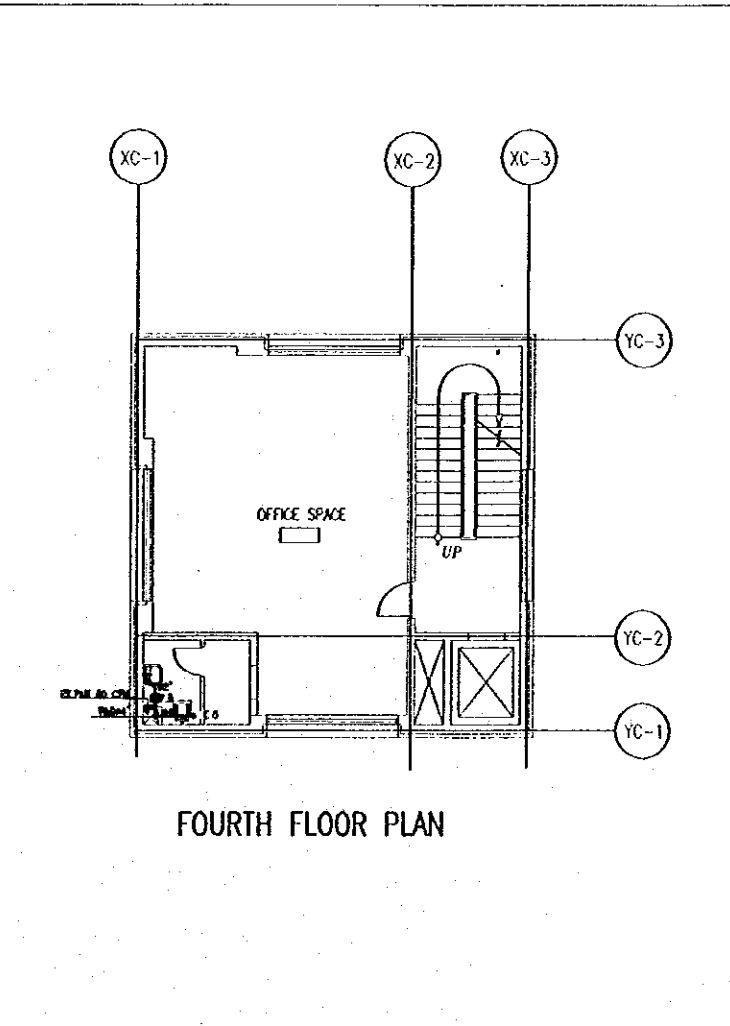
GROUND FLOOR PLAN



ROOF PLAN



FIFTH FLOOR PLAN



FOURTH FLOOR PLAN

Designed by:
Japan International Cooperation Agency
(JICA)

JICA Study Team:
Joint Venture of
Pacific Consultants International and
Yamashita Seimei Inc.

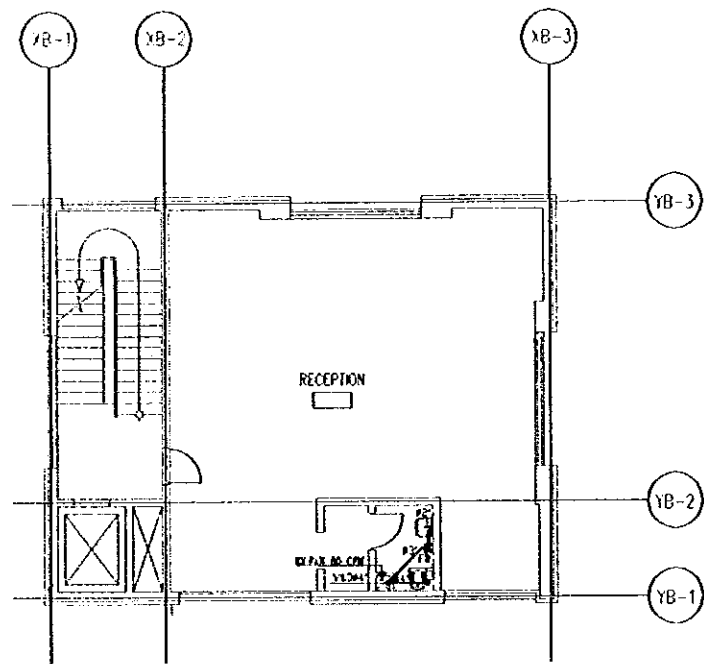
Subcontracted Local Consultant:
TMAH Consultants
Architects, Engineers



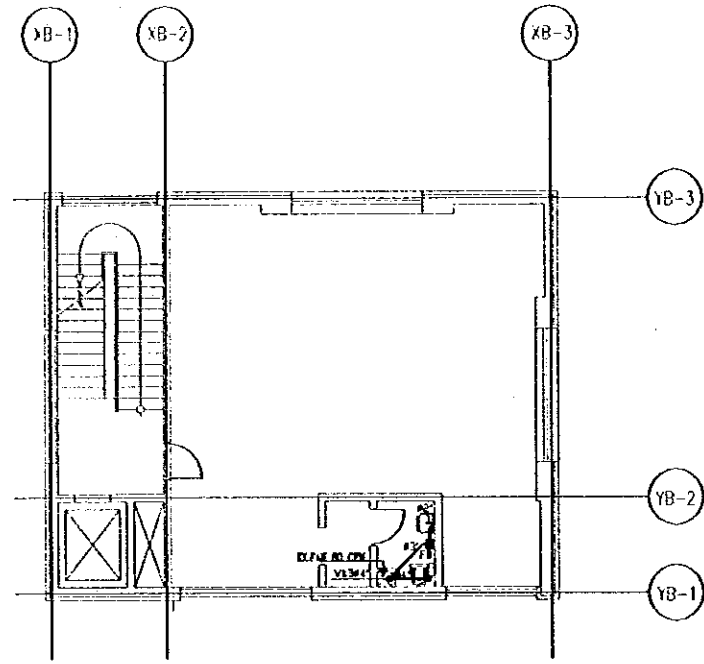
Raghadan Bus Terminal

Drawing Title:
DRAINAGE SYSTEM FOR
ZONE 7

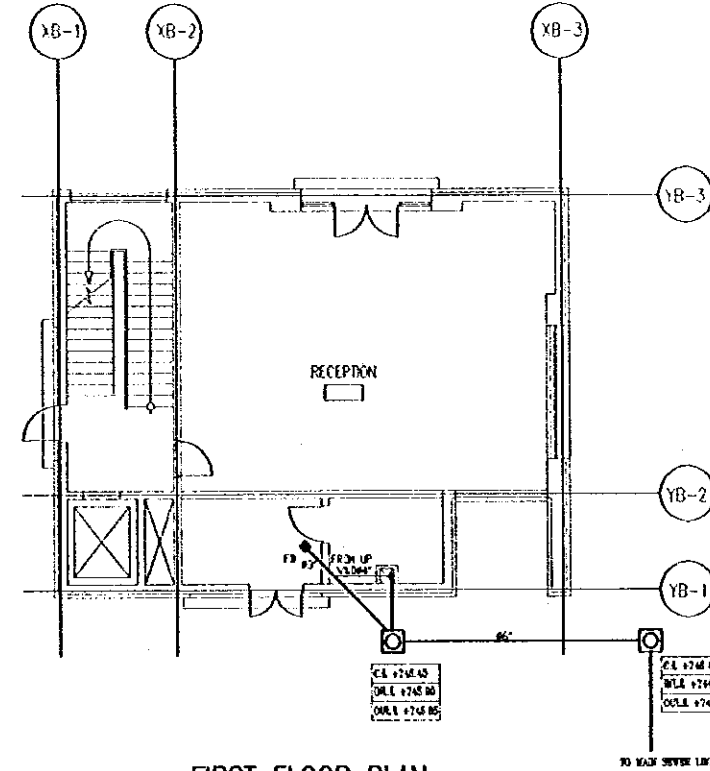
Scale: 1/100 Drawing No.: RBT M-324



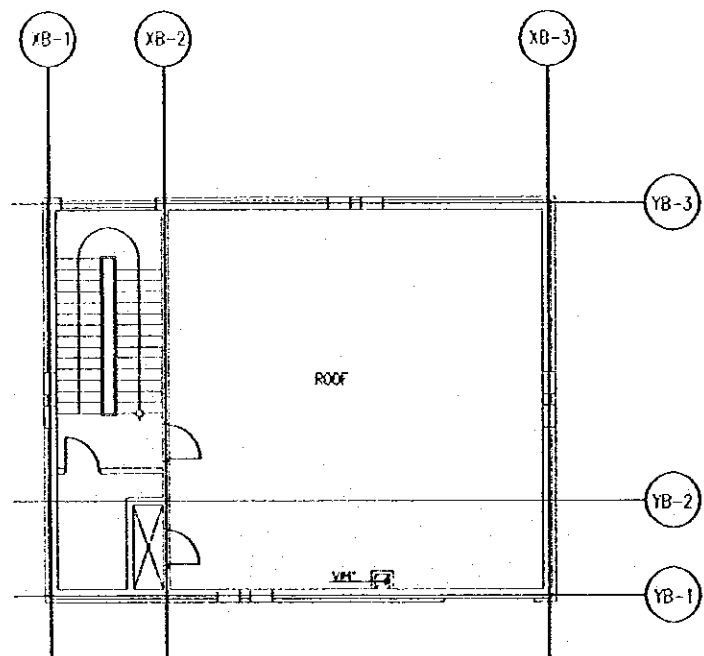
THIRD FLOOR PLAN



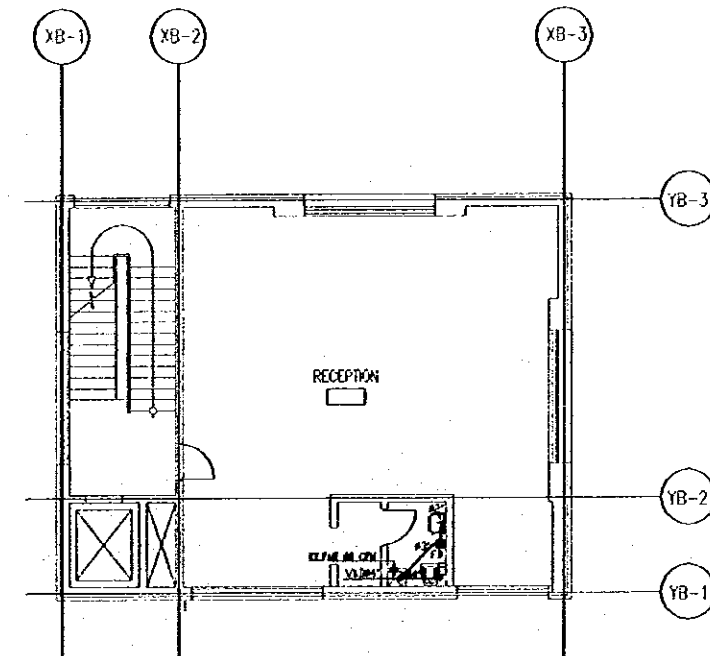
SECOND FLOOR PLAN



FIRST FLOOR PLAN



FIFTH FLOOR PLAN



FOURTH FLOOR PLAN

Tourism Sector Development Project
in the Hashemite Kingdom of Jordan

The Government of
the Hashemite Kingdom of Jordan
The Ministry of Tourism and Antiquities
The Ministry of Planning

Sub-Project:
Amman Downtown
Tourist Zone Development


Note:
• This detailed design has been executed by a team of
consultants as shown below in accordance with the agreement
between Japan International Cooperation Agency (JICA) and
JICA Study Team.
• The copyright of this drawing rests with JICA.

NOTE :-
FD :- FLOOR DRAIN
C.O. :- CLEANOUT
U.T. :- UNDER TILE

Designed by:
Japan International Cooperation Agency
(JICA)

JICA Study Team:
Joint Venture of
Pacific Consultants International and
Yamashita Sekkei Inc.

Subcontracted Local Consultant:

TIBAH Consultants
Architects/Engineers


Raghadan Bus Terminal

Drawing Title:
DRAINAGE SYSTEM OR
ZONE 8

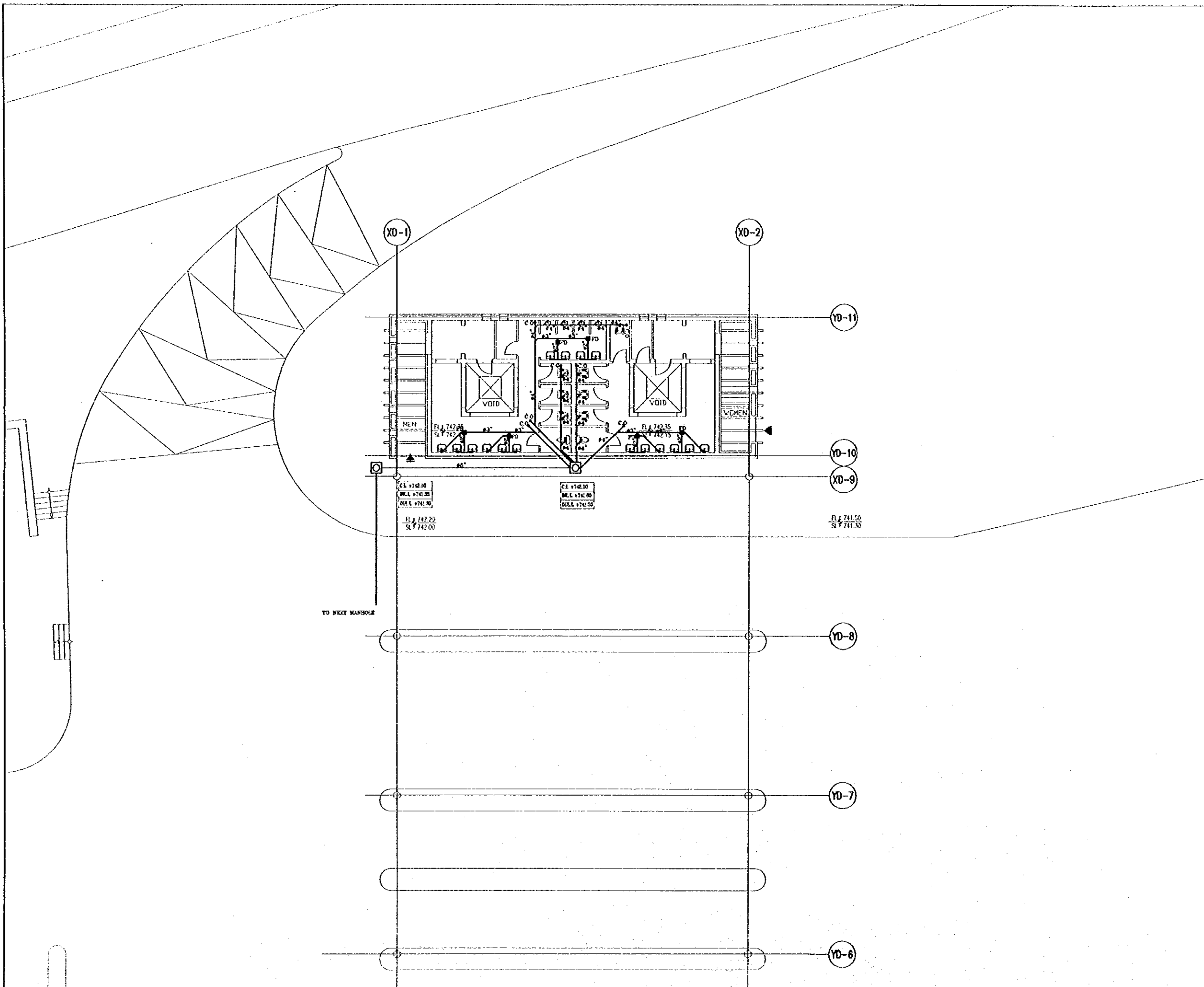
Scale: 1/100 Drawing No.: RBT M-325

Tourism Sector Development Project
in the Hashemite Kingdom of Jordan

The Government of
the Hashemite Kingdom of Jordan
The Ministry of Tourism and Antiquities
The Ministry of Planning

Sub-Project:
Amman Downtown
Tourist Zone Development

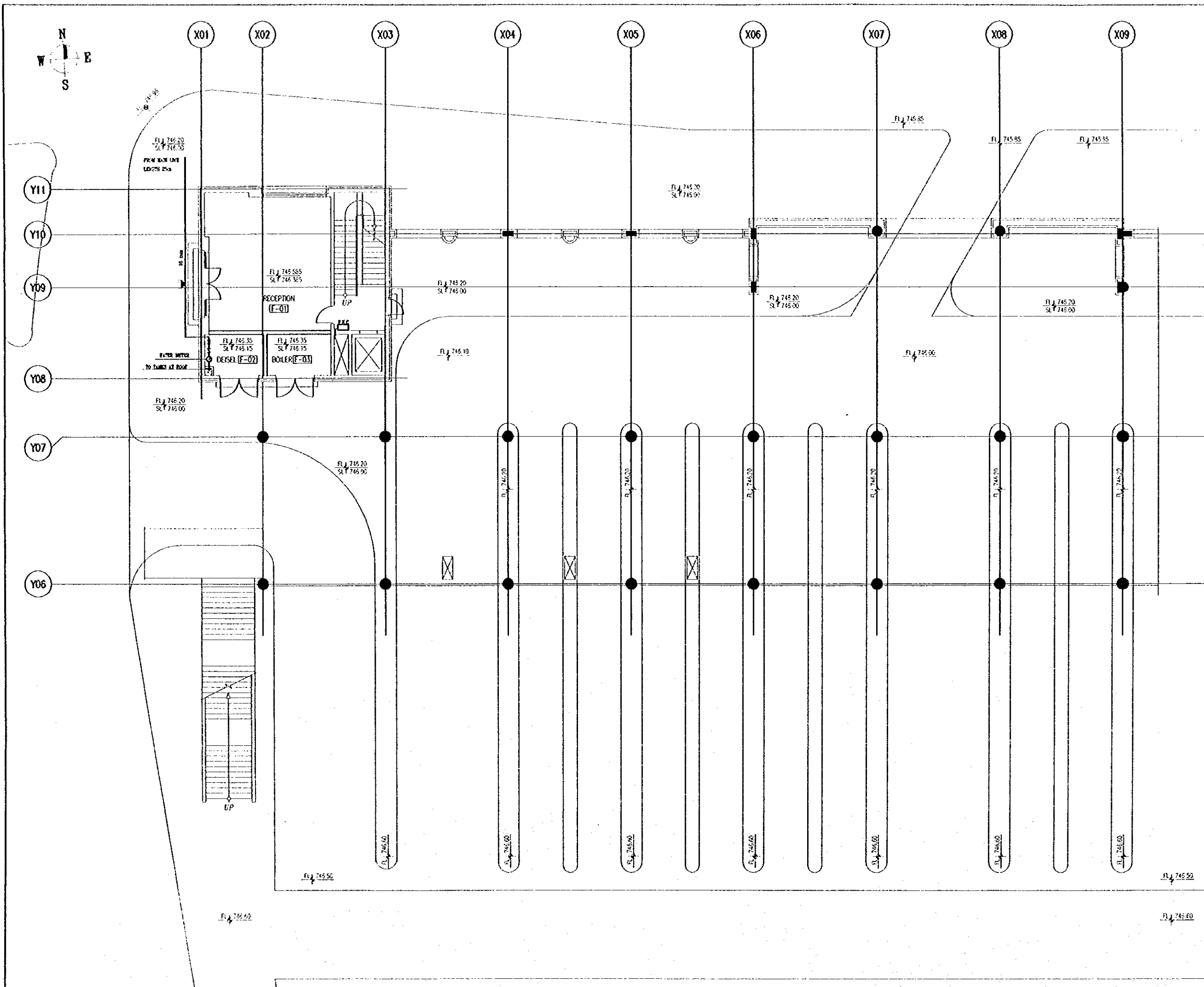
Note:
• The detailed design has been executed by a team of
consultants as shown below in accordance with the agreement
between Japan International Cooperation Agency (JICA) and
JICA Study Team.
• The copyright of this drawing rests with JICA.



Designed by:
Japan International Cooperation Agency
(JICA)
JICA Study Team:
Joint Venture of
Pacific Consultants International and
Yamasa Sekkei Inc.
Subcontracted Local Consultant:
TMAH Consultants
Architect, Engineers

Raghadan Bus Terminal
Drawing Title:
**DRAINAGE SYSTEM
FOR ZONE 9**

Scale: 1/100 Drawing No: RBT M-326



Tourism Sector Development Project
in the Hashemite Kingdom of Jordan

The Government of
the Hashemite Kingdom of Jordan
The Ministry of Tourism and Antiquities
The Ministry of Planning

Sub-Project:
Amman Downtown
Tourist Zone Development

Note:
• This detailed design has been executed by a team of consultants as shown below in accordance with the agreement between Japan International Cooperation Agency (JICA) and JICA Study Team.
• The copyright of this drawing rests with JICA.

Designed by:
Japan International Cooperation Agency
(JICA)

JICA Study Team:
Joint Venture of
Pacific Consultants International and
Yamato Sekkei Inc.

Subcontracted Local Consultant:
RBAH Consultants
Architect, Engineers

Raghadan Bus Terminal

Drawing Title:
**COLD WATER & FIRE FIGHTING
FOR FIRST FLOOR ZONE 1**

Scale: 1/100 Drawing No: RBT_M401