
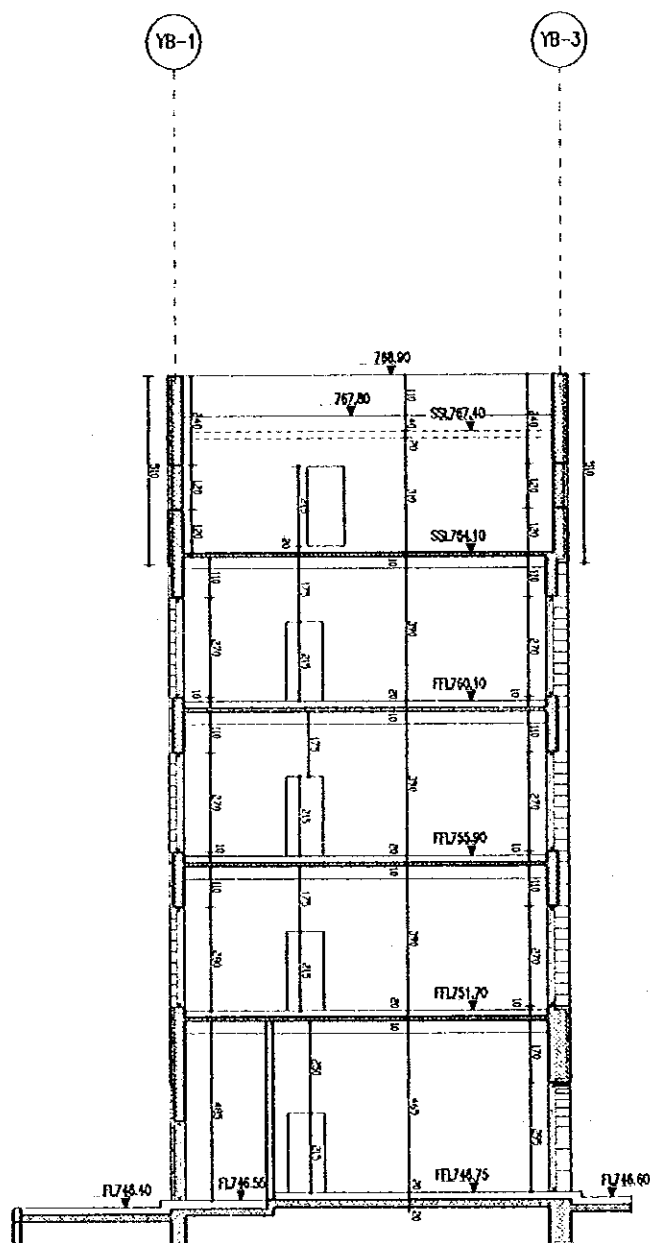


Designed by:  
 Japan International Cooperation Agency (JICA)  
 JICA Study Team:  
 Joint Venture of  
 Pacific Consultants International and  
 Yamashita Sekkei Inc.  
 Subcontracted Local Consultant:  
 TIBAH Consultants  
 Architects, Engineers  


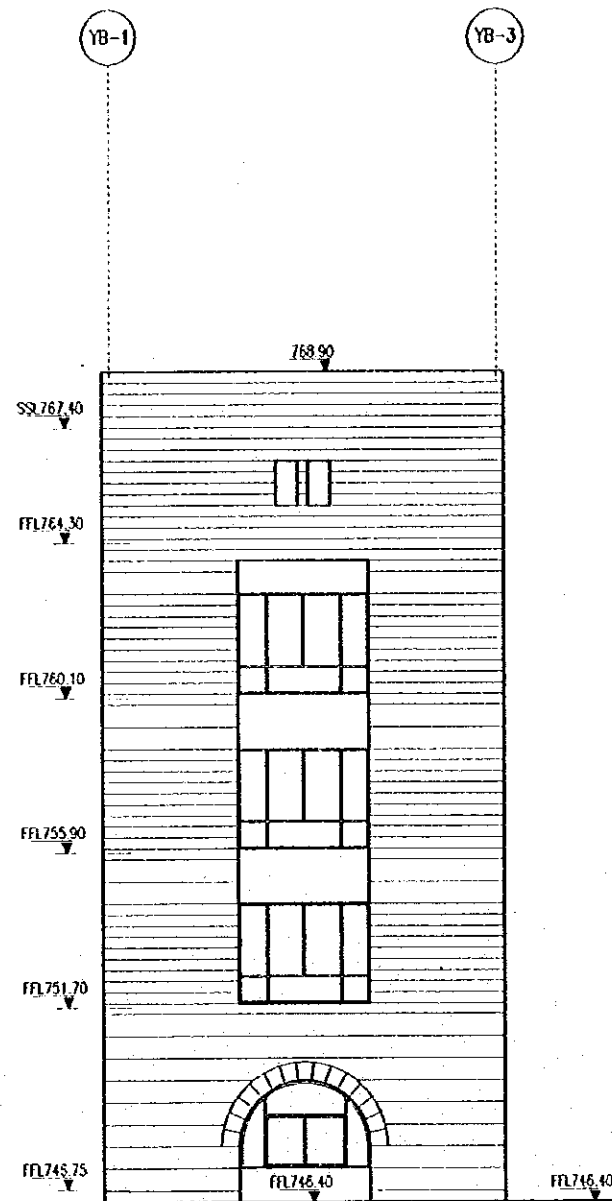
Raghadan Bus Terminal

Drawing Title:  
**POLICE TOWER  
 ELEVATIONS & SECTION ZONE 8**

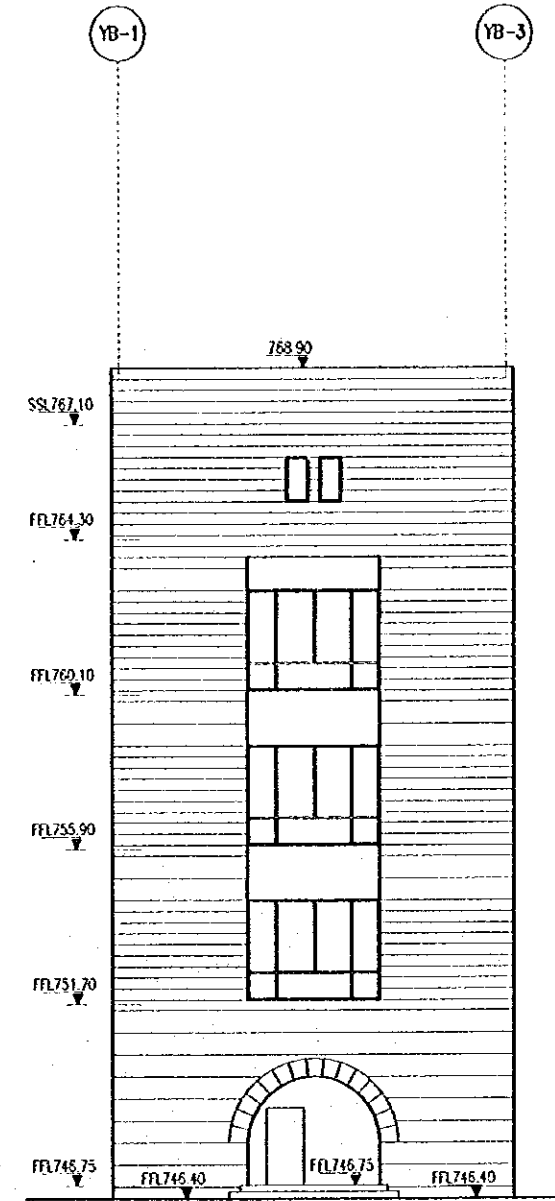
Scale: 1/100  
 Drawing No: RBT A-1303



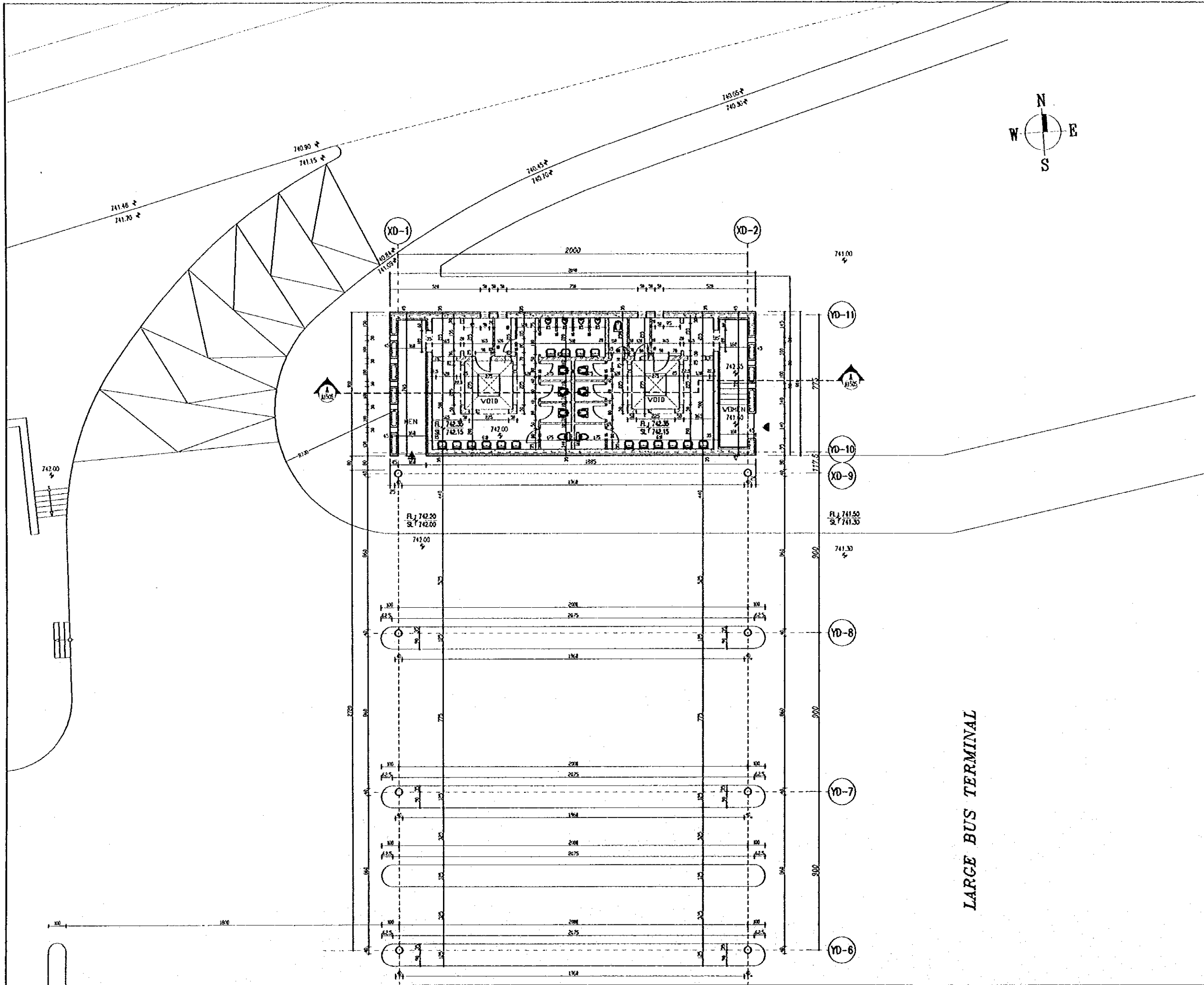
SECTION A-A



EAST ELEVATION



WEST ELEVATION



Tourism Sector Development Project  
in the Hashemite Kingdom of Jordan

The Government of  
the Hashemite Kingdom of Jordan  
The Ministry of Tourism and Antiquities  
The Ministry of Planning

Sub-Project:  
Amman Downtown  
Tourist Zone Development

Note:  
• This detailed design has been executed by a team of consultants as shown below in accordance with the agreement between Japan International Cooperation Agency (JICA) and JICA Study Team.  
• The copyright of this drawing rests with JICA.

**FINISHES LEGEND**

**FLOOR FINISH**

MT : MARBLE TILES.  
 TT : TERRAZZO TILES.  
 CRT : CERAMIC TILES.  
 TTT : EPOXY ON TERRAZZO TILE.  
 MP : METAL PLATE.  
 CY : CEMENT TILE.  
 ST : STONE TILE.  
 AS : ASPHALT LAYER.

**WALL FINISH**

SC : STONE CLADDING.  
 PCB : PAINT ON GYPSUM BOARD.  
 PP : PLASTER & PAINT.  
 P : PLASTER ONLY.  
 PT : PAINT ONLY.  
 CRT : CERAMIC TILES.

**CEILING FINISH**

PCB : PAINT ON GYPSUM BOARD.  
 PP : PLASTER & PAINT.  
 P : PLASTER ONLY.  
 PT : PAINT ONLY.  
 MP : METAL TILES.

**SKIRTING**

MS : MARBLE SKIRTING.  
 TS : TERRAZZO SKIRTING.  
 SS : STONE SKIRTING.

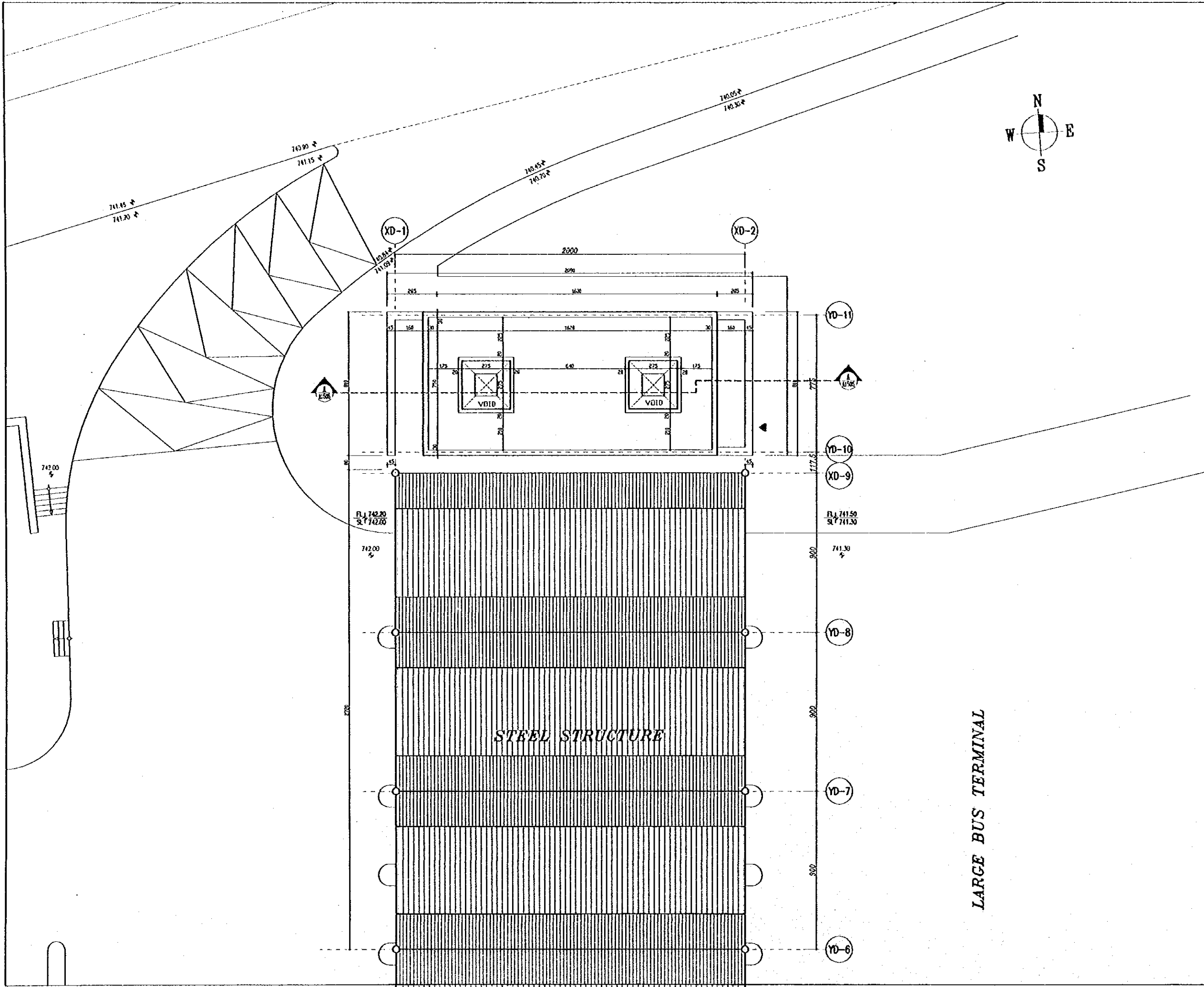
Designed by:  
Japan International Cooperation Agency (JICA)  
JICA Study Team:  
Joint Venture of  
Pacific Consultants International and  
Yamashita Sekitai Inc.

Subcontracted Local Consultant:  
TIBAH Consultants  
Architects, Engineers

Raghadan Bus Terminal

Drawing Title:  
**GROUND FLOOR PLAN  
LARGE BUS TERMINAL ZONE 9**

Scale: 1/100  
Drawing No.: RBT A-1401



Tourism Sector Development Project  
in the Hashemite Kingdom of Jordan

The Government of  
the Hashemite Kingdom of Jordan  
The Ministry of Tourism and Antiquities  
The Ministry of Planning

Sub-Project:  
Amman Downtown  
Tourist Zone Development

No's:  
 • This detailed design has been executed by a team of consultants as shown below in accordance with the agreement between Japan International Cooperation Agency (JICA) and JICA Study Team.  
 • The copyright of this drawing rests with JICA.

Designed by:  
Japan International Cooperation Agency (JICA)


JICA Study Team:  
Joint Venture of  
Pacific Consultants International and  
Yamashita Seki & Co. Inc.

Subcontracted Local Consultant:  
TIBAH Consultants  
Architects, Engineers

Raghadan Bus Terminal

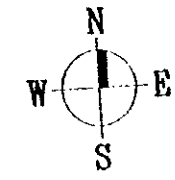
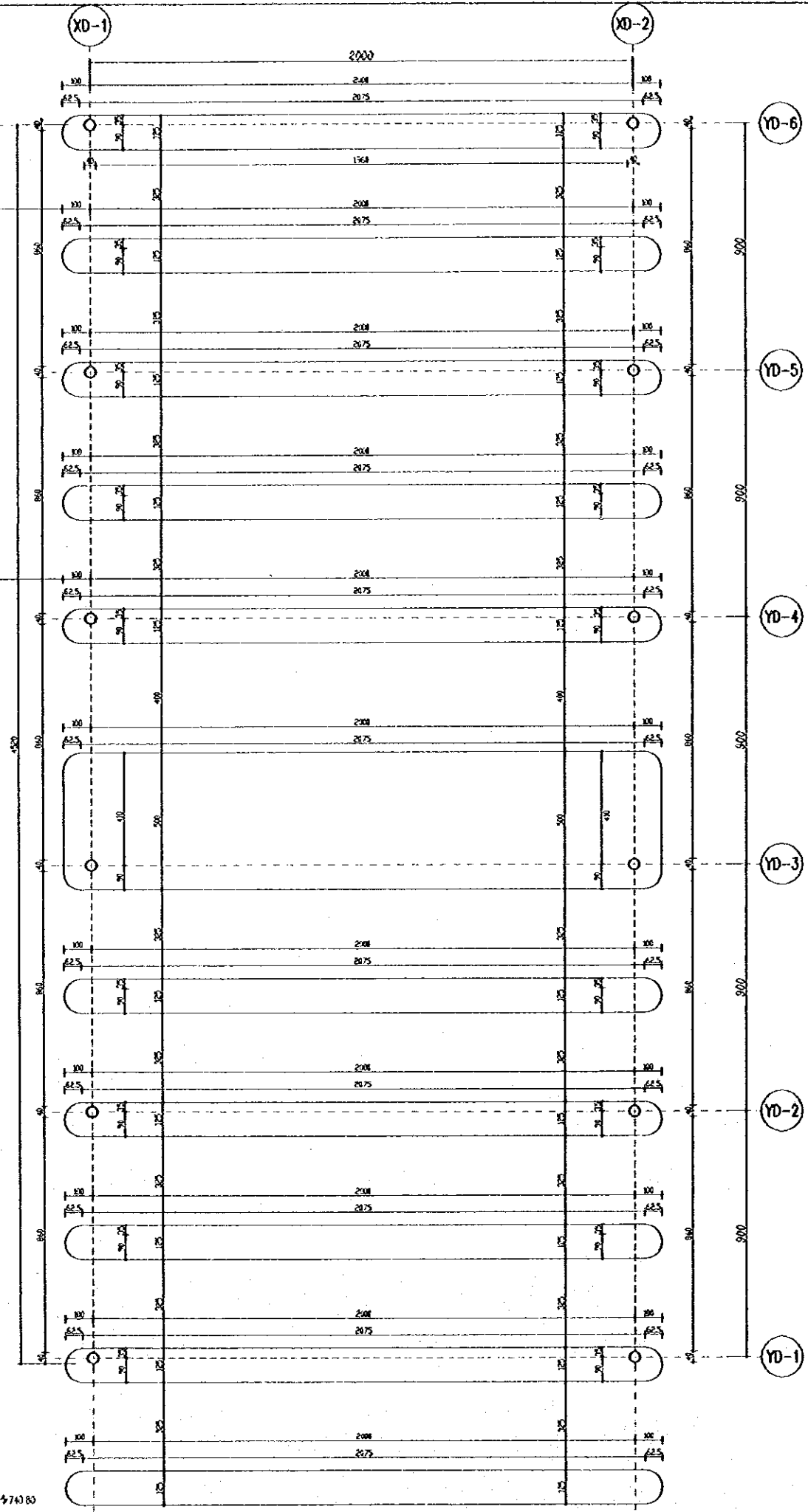
Drawing Title:  
**ROOF PLAN**  
LARGE BUS TERMINAL ZONE 9

Scale: 1/100 Drawing No.: RBT A-1402



574300

574080



LARGE BUS TERMINAL

Tourism Sector Development Project  
in the Hashemite Kingdom of Jordan

The Government of  
the Hashemite Kingdom of Jordan  
The Ministry of Tourism and Antiquities  
The Ministry of Planning

Sub-Project:  
Amman Downtown  
Tourist Zone Development

Note:  
• This detailed design has been executed by a team of  
consultants as shown below in accordance with the agreement  
between Japan International Cooperation Agency (JICA) and  
JICA Study Team.  
• The copyright of this drawing rests with JICA.

**FINISHES LEGEND**

FLOOR FINISH
MY : MARBLE TILES.
PT : TERRAZZO TILES.
CTP : CERAMIC TILES.
PTT : EPoxy ON TERRAZZO FLS.
MP : METAL PLATE.
CT : CERAMIC TILE.
ST : STONE TILE.
AS : ASPHALT LAYER.

WALL FINISH
SC : STONE CLADDING.
PCB : PAINT ON GYPSUM BOARD.
PP : PLASTER & PAINT.
P : PLASTER ONLY.
PT : PAINT ONLY.
CTP : CERAMIC TILES.


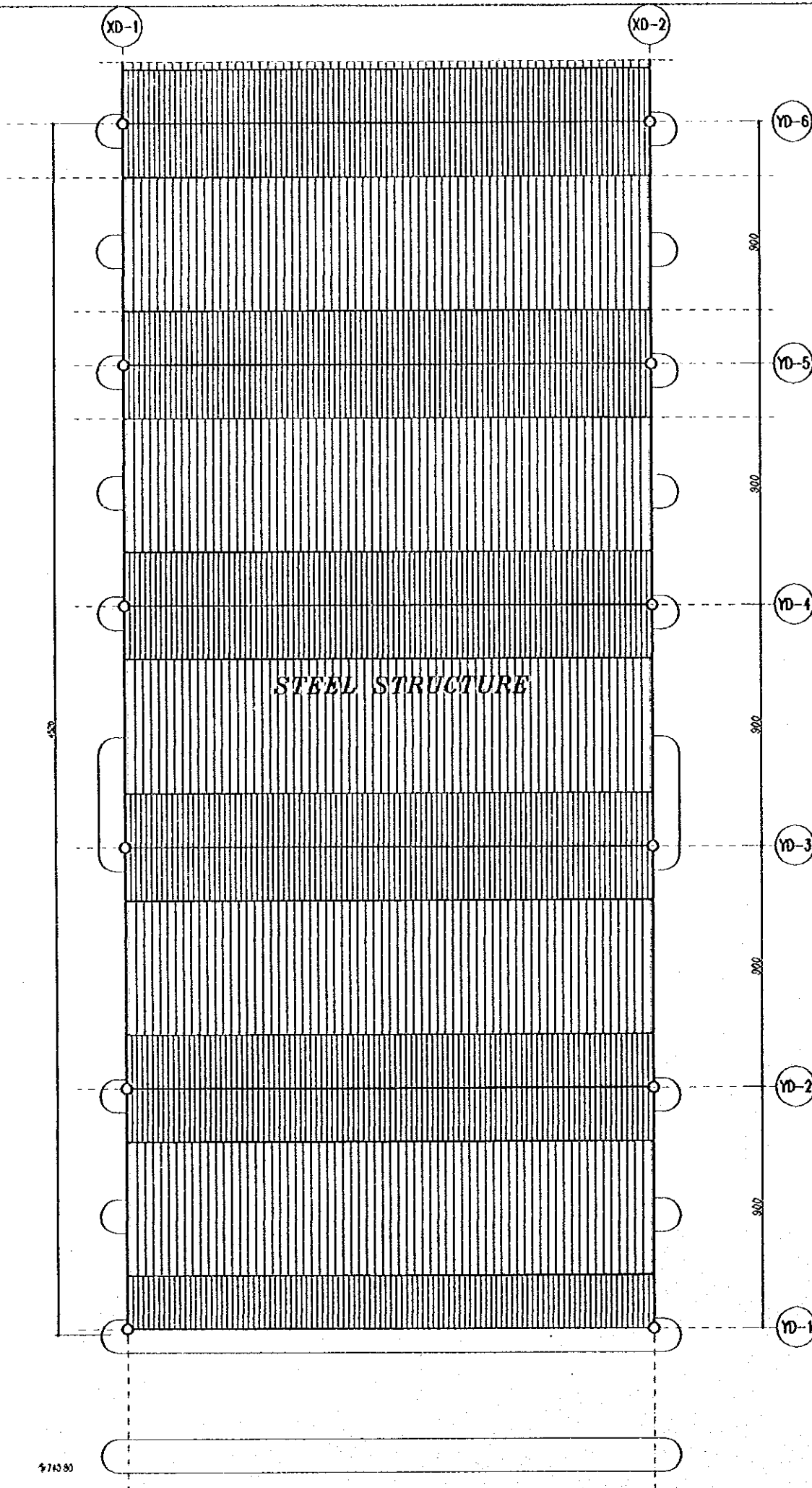
CEILING FINISH
PCB : PAINT ON GYPSUM BOARD.
PP : PLASTER & PAINT.
P : PLASTER ONLY.
PT : PAINT ONLY.
MP : METAL PLATE.

SKIRTING
MS : MARBLE SKIRTING.
TS : TERRAZZO SKIRTING.
SS : STONE SKIRTING.

Designed by:  
Japan International Cooperation Agency  
(JICA)  
JICA Study Team:  
Joint Venture of  
Pacific Consultants International and  
Yamashita Sekkei Inc.  
Subcontracted Local Consultant:  
TIBAH Consultants  
Architects, Engineers

Raghadan Bus Terminal  
Drawing Title:  
**GROUND FLOOR PLAN  
LARGE BUS TERMINAL ZONE10**

Scale: 1/100  
Drawing No.: RBT A-1403



LARGE BUS TERMINAL

Tourism Sector Development Project  
in the Hashemite Kingdom of Jordan

The Government of  
the Hashemite Kingdom of Jordan  
The Ministry of Tourism and Antiquities  
The Ministry of Planning

Sub-Project:  
Amman Downtown  
Tourist Zone Development

Notes:  
• This detailed design has been executed by a team of  
consultants as shown below in accordance with the agreement  
between Japan International Cooperation Agency (JICA) and  
JICA Study Team.

• The copyright of this drawing rests with JICA.

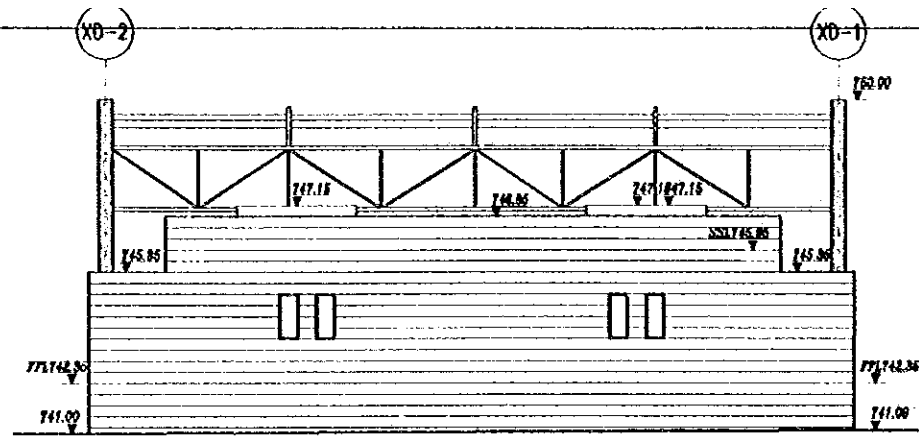
Designed by:  
Japan International Cooperation Agency  
(JICA)  
JICA Study Team:  
Joint Venture of  
Pacific Consultants International and  
Yamashita Sekitai Inc.  
Subcontracted Local Consultant:  
RIMM Consultants  
Architects, Engineers

Raghadan Bus Terminal  
Drawing Title:  
ROOF PLAN  
LARGE BUS TERMINAL ZONE10

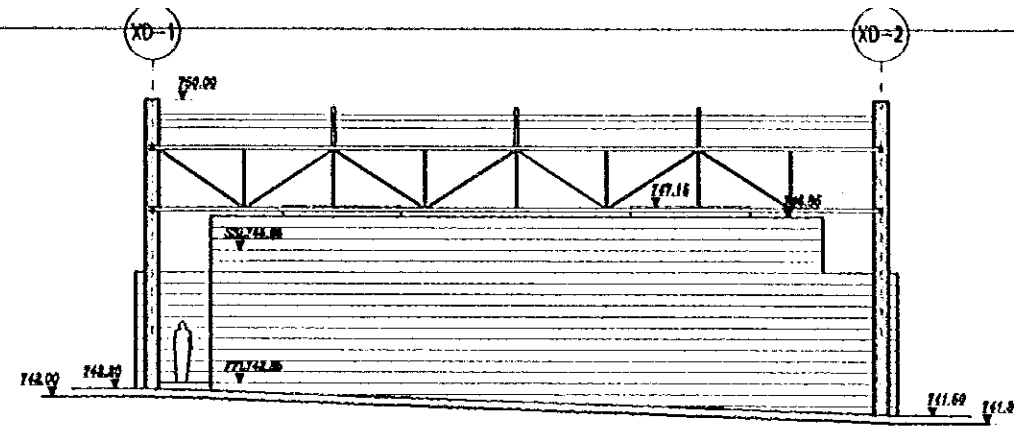
Scale: 1/100  
Drawing No.: RBT A-1404

5743.00

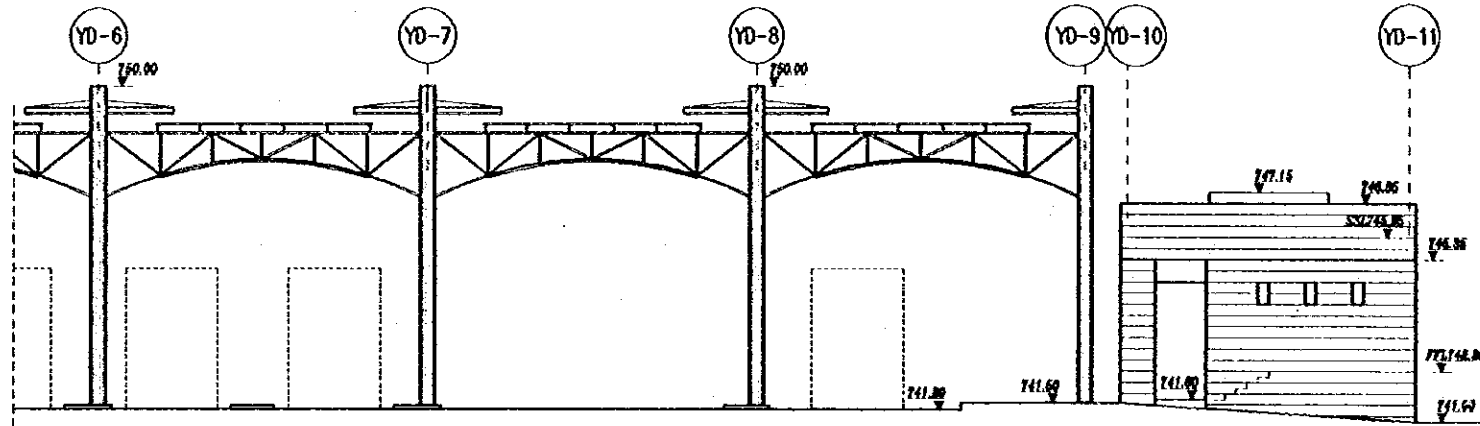
5743.80



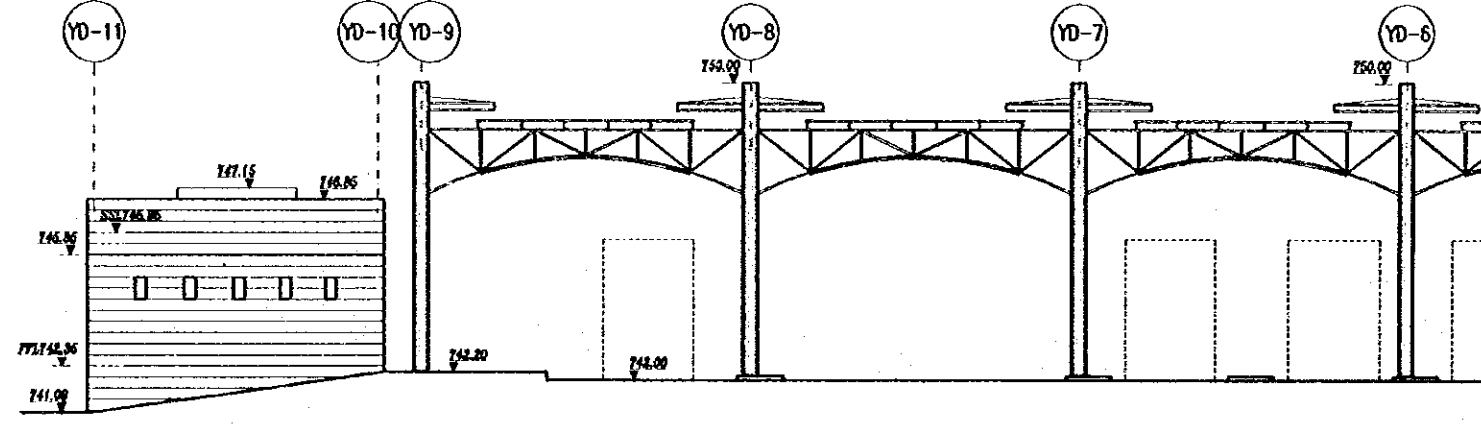
NORTH ELEVATION



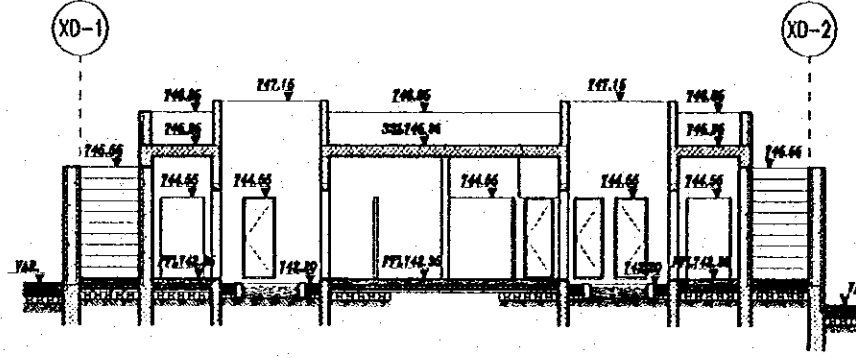
SOUTH ELEVATION



EAST ELEVATION



WEST ELEVATION



SECTION A-A

Tourism Sector Development Project  
in the Hashemite Kingdom of Jordan

The Government of  
the Hashemite Kingdom of Jordan  
The Ministry of Tourism and Antiquities  
The Ministry of Planning

Sub-Project:  
Amman Downtown  
Tourist Zone Development

Note:  
• This detailed design has been executed by a team of consultants as shown below in accordance with the agreement between Japan International Cooperation Agency (JICA) and JICA Study Team.  
• The copyright of this drawing rests with JICA.

Designed by:  
Japan International Cooperation Agency (JICA)

JICA Study Team:  
Joint Venture of  
Pacific Consultants International and  
Yamasa Sekkei Inc.

Subcontracted Local Consultant:  
TBAH Consultants  
Architects, Engineers

Raghadan Bus Terminal

Drawing title:  
ELEVATIONS & SECTION  
LARGE BUS TERMINAL ZONE9

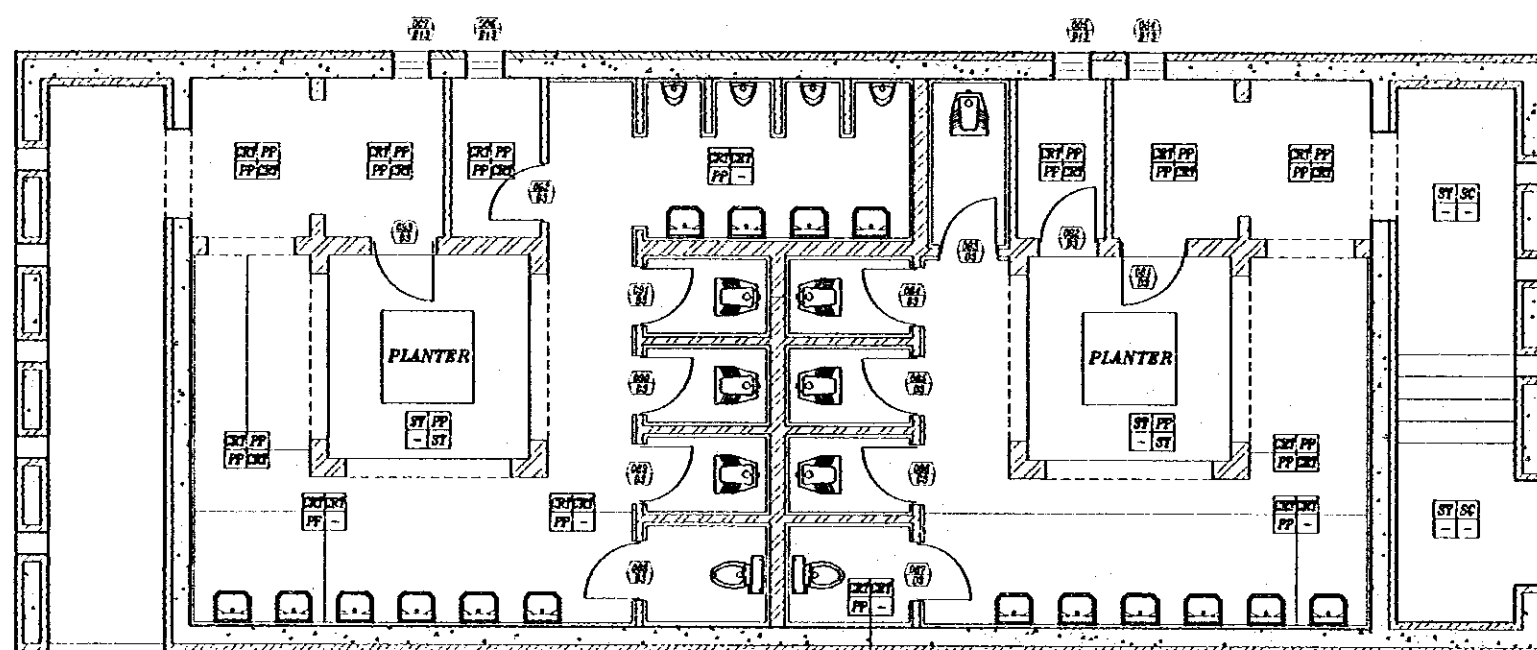
Scale: 1/100  
Drawing No: R8TA-1405

Tourism Sector Development Project  
in the Hashemite Kingdom of Jordan

The Government of  
the Hashemite Kingdom of Jordan  
The Ministry of Tourism and Antiquities  
The Ministry of Planning

Sub-Project:  
Amman Downtown  
Tourist Zone Development

Note:  
• This detailed design has been evolved by a team of  
consultants as shown below in accordance with the agreement  
between Japan International Cooperation Agency (JICA) and  
JICA Study Team.  
• The copyright of this drawing rests with JICA.



TYPICAL FOR ALL WC CUBICLES

Designed by:  
Japan International Cooperation Agency  
(JICA)  
JICA Study Team:  
Joint Venture of  
Pacific Consultants International and  
Yamashita Seikei Inc.  
Subcontracted Local Consultant:  
TBAH Consultants  
Architects, Engineers

Raghadan Bus Terminal

Drawing Title:  
TOILETS ANNOTATION PLAN  
LARGE BUS TERMINAL ZONE 9



Scale: 1/50 Drawing No: RBT A-1406

TYPE	ABB.	SCIENTIFIC NAME	COMMON NAME	SPREAD m	HEIGHT m	E/D	QUANTITY	EFFECT
<b>RAGADAN</b>								
TREES	FO	FRAXINUS ORNUS	MANNA ASH	6	6	D	41	FRAGRANT WHITE FLOWERS IN MAY
	CA.S	CASTANEA SATIVA	CHESTNUT	10	20	D	17	BIG CANOPY TREE
	CA	CELTIS AUSTRALIS	NETTLE TREE	6-10	10	D	38	BIG CANOPY TREE
	TA	TILIA ARGENTIA 12/14	LIME	10	6	D	13	CANOPY TREE SCENTED FLOWERS
	JA	JACARANDA ACUTIFOLIA	JACARANDA	6	7	D	2	ATTRACTIVE, MULTI-TRUNK TREE, BLUE FLOWERS
	WF	WASHINGTONIA FILIFERA	WASHINGTONIA	5	15	E	16	FAST GROWING DECORATIVE PALM
VINES	PC	PLUMBAGO CAPENSIS	CAPE PLUMBAGO	2	2	D	8	WHITE TO LIGHT BLUE FLOWERS
	BS	BOUGAINVILLEA SPECTABILIS	BOUGAINVILLEA	2	6	D	51	STRONG PURPLE FLOWERS, FAST GROWING

Designed by:  
Japan International Cooperation  
Agency (JICA)

JICA Study Team:  
Joint Venture of  
Pacific Consultants International and  
Yamasita Sekkei Inc.

Subcontracted Local Consultant:

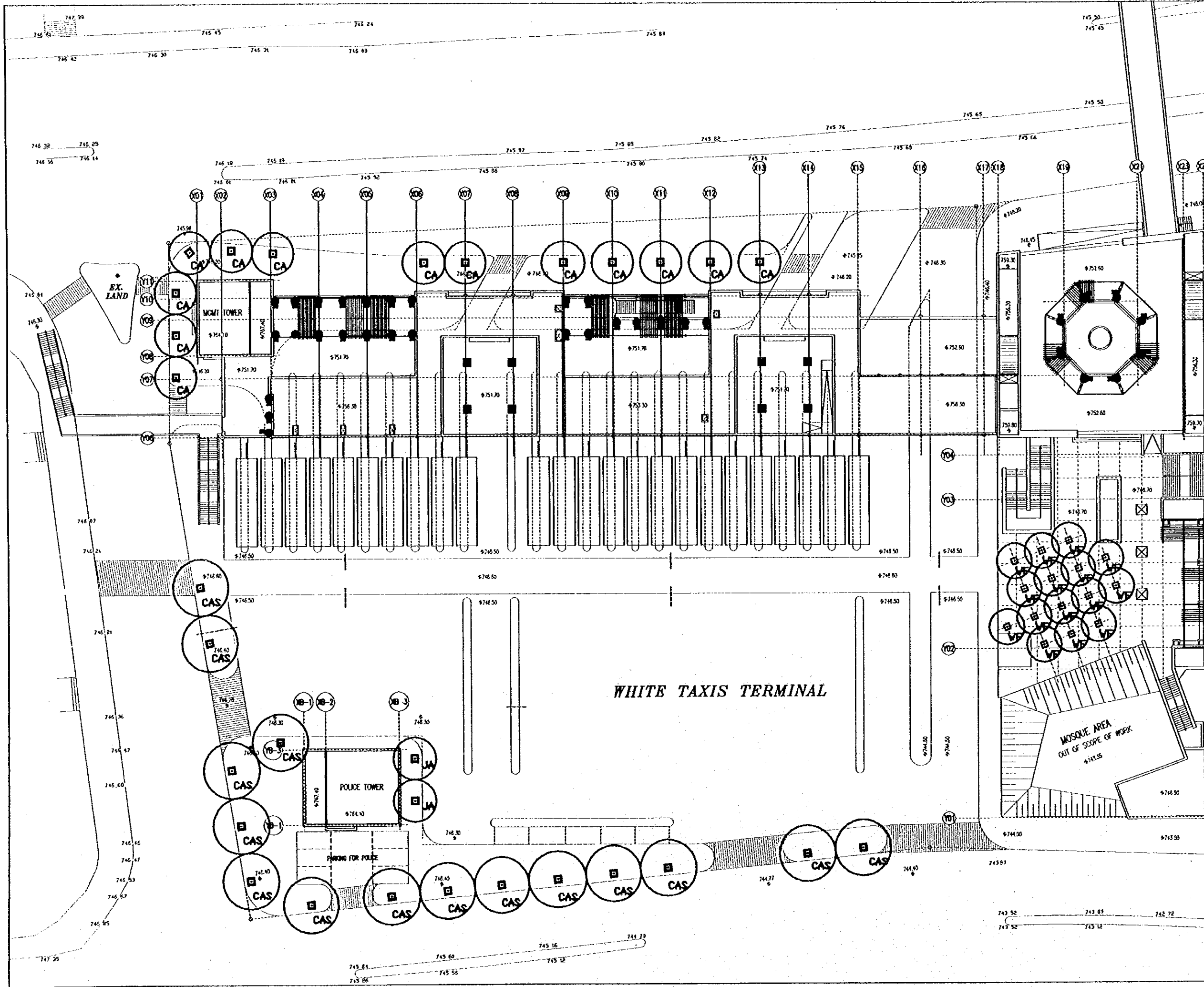
TBAH Consultants  
Architects, Engineers  
 

Raghadan Bus Terminal

Drawing Title:  
**PLANTING SCHEDULE**

Scale: --- Drawing No.:  
**RBT.A1500**






Tourism Sector Development Project  
in the Hashemite Kingdom of Jordan

The Government of  
the Hashemite Kingdom of Jordan  
The Ministry of Tourism and Antiquities  
The Ministry of Planning

Sub-Project:  
Amman Downtown  
Tourist Zone Development

Note:  
• This detailed design has been executed by a team of  
consultants as shown below in accordance with the agreement  
between Japan International Cooperation Agency (JICA) and  
JICA Study Team.  
• The copyright of this drawing rests with JICA.



Designed by:  
Japan International Cooperation Agency  
(JICA)

JICA Study Team:  
Joint Venture of  
Pacific Consultants International and  
Yamasa Seikai Inc.

Subcontracted Local Consultant:  
DBAH Consultants  
Architect, Engineers

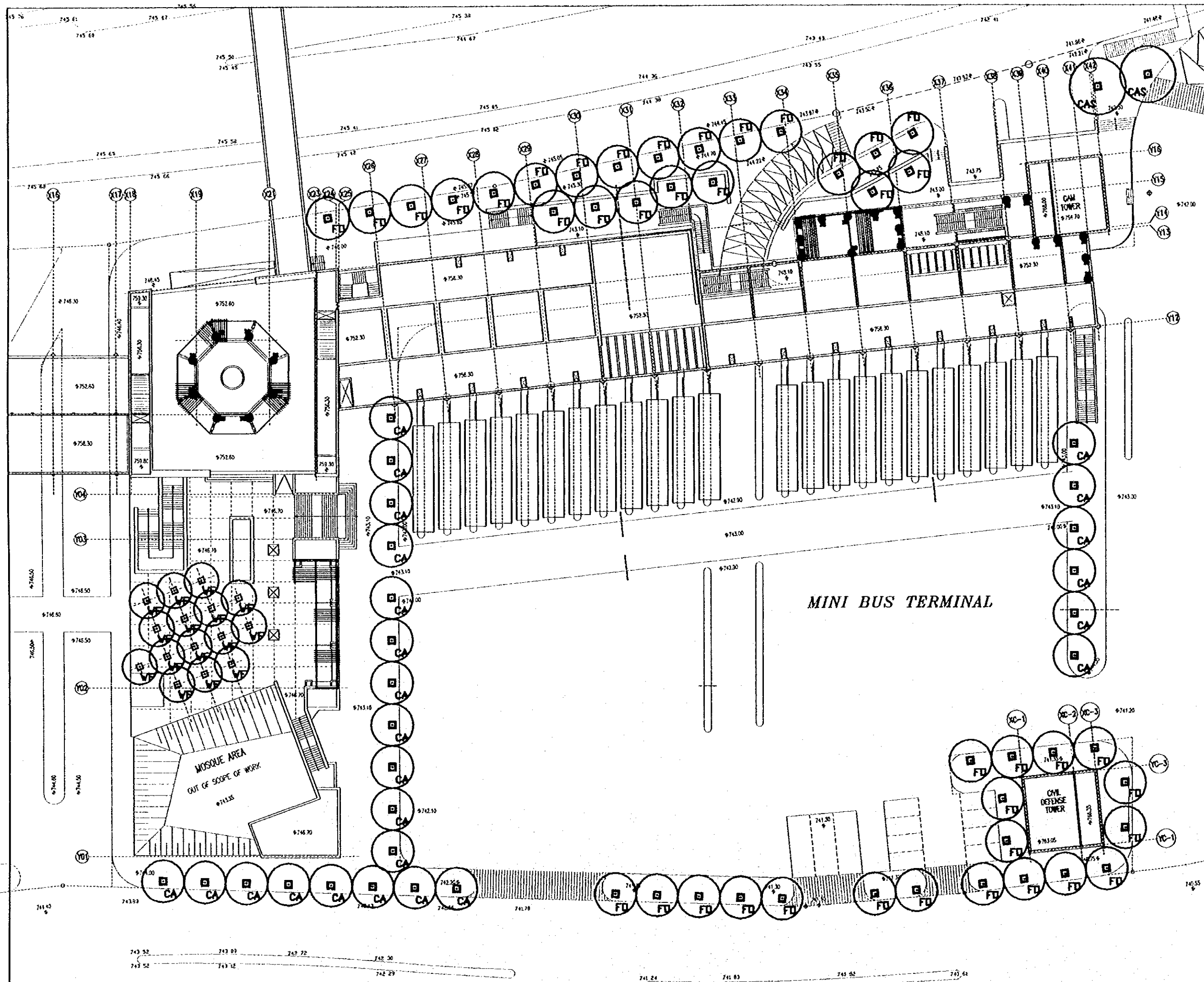
Raghadan Bus Terminal

Drawing Title:  
**SITE PLANTING LAYOUT**  
ZONE 1+2+8

Scale:  
1/250

Drawing No:  
RBT.A1501

010



Tourism Sector Development Project  
in the Hashemite Kingdom of Jordan

The Government of  
the Hashemite Kingdom of Jordan  
The Ministry of Tourism and Antiquities  
The Ministry of Planning

Sub-Project:  
Amman Downtown  
Tourist Zone Development

Note:  
• This detailed design has been executed by a team of  
consultants as shown below in accordance with the agreement  
between Japan International Cooperation Agency (JICA) and  
JICA Study Team.  
• The copyright of this drawing rests with JICA.



Designed by:  
Japan International Cooperation Agency  
(JICA)

JICA Study Team:  
Joint Venture of  
Pacific Consultants International and  
Yamato Seimei Inc.

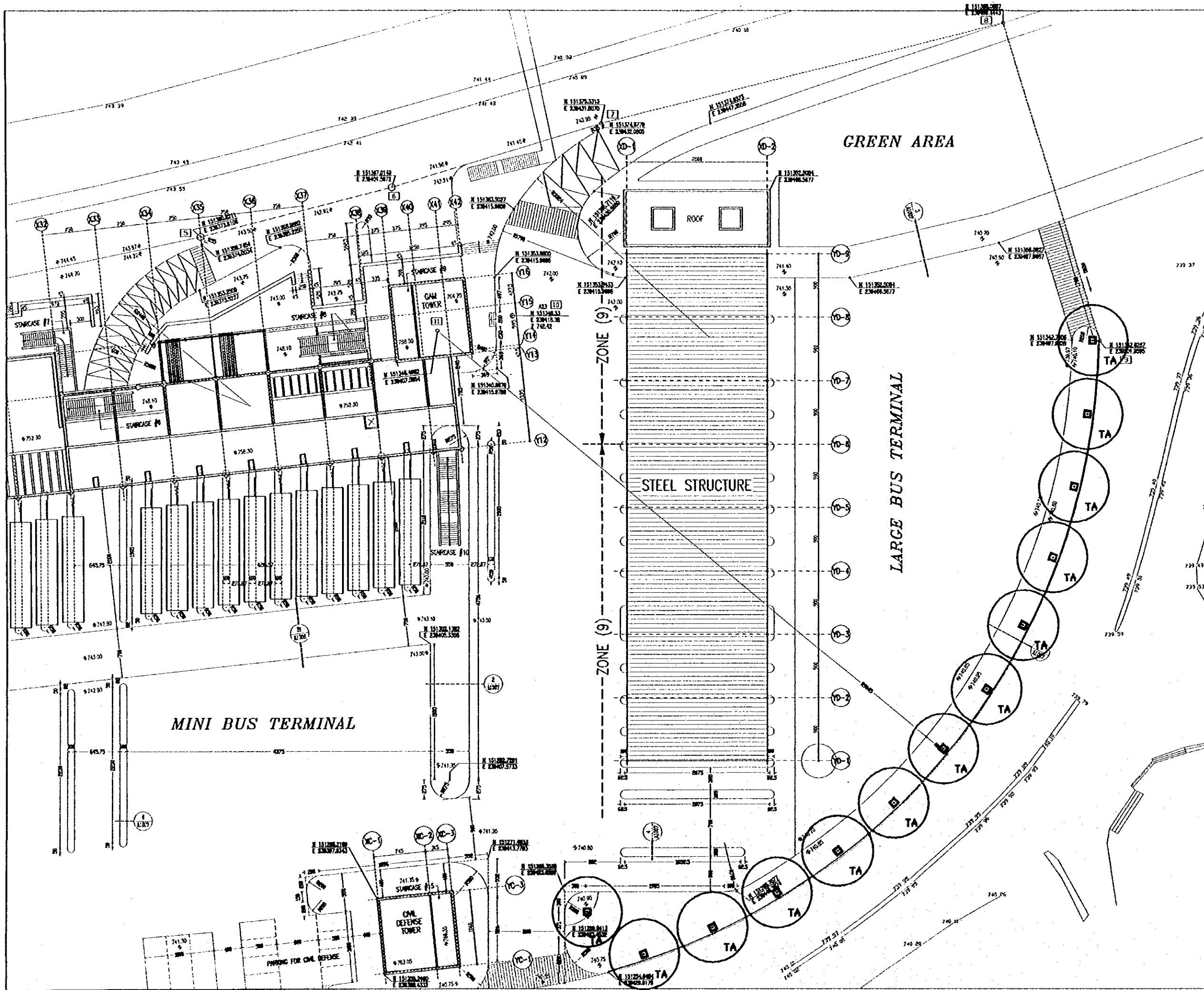
Subcontracted Local Consultant:  
TIBAN Consultants  
Architects, Engineers

Raghadon Bus Terminal

Drawing Title:  
SITE PLANTING LAYOUT  
ZONE 3+4+5+6+7

Scale:  
1/250

Drawing No.:  
RBT.A1502




Tourism Sector Development Project  
in the Hashemite Kingdom of Jordan

The Government of  
the Hashemite Kingdom of Jordan  
The Ministry of Tourism and Antiquities  
The Ministry of Planning

Sub-Project:  
Amman Downtown  
Tourist Zone Development

Note:  
• This detailed design has been executed by a team of  
consultants as shown below in accordance with the agreement  
between Japan International Cooperation Agency (JICA) and  
JICA Study Team.  
• The copyright of this drawing rests with JICA.



Designed by:  
Japan International Cooperation Agency  
(JICA)  
JICA Study Team:  
Joint Venture of  
Pacific Consultants International and  
Yamashita Sekitel Inc.  
Subcontracted Local Consultant:  
TIBAN Consultants  
Architects, Engineers

Raghadan Bus Terminal  
Drawing Title:  
**SITE PLANTING LAYOUT  
ZONE 9+10**

Scale: 1/250  
Drawing No.: RBT.A1503



**CODE OF PRACTICE**

Design, detailing and workmanship shall be according to the Jordan Code for Reinforced Concrete

**DIMENSIONS**

All Dimensions are in Centimetres.

**DRAWINGS**

- 1- Structural drawings shall be read in conjunction with Architectural, Mechanical and Electrical drawings.
- 2- Sleeves and openings smaller than 200X200 mm are not shown on the Structural drawings. For required openings refer to Architectural, Mechanical and Electrical drawings.
- 3- Contractor shall prepare working drawings and bar bending schedules for reinforcement in a format agreed with the engineer.
- 4- Drawings are not necessarily to scale.
- 5- Chamfers for fair faced concrete are not shown on Structural Drawings. Reference should be made to Architectural details for such purpose.

**NOTATION**

- R = Mild Steel Bars
  - S = Stirrups
  - Y = High Yield Bars
- Drawing No. is :
- RBT. S [ ] [ ] [ ] [ ]
- Zone Type Floor No.

**REINFORCED CONCRETE**

The following two types of reinforced concrete shall be employed:

- C30 -- Grade 30 for all reinforced concrete members

Characteristic Strength as defined by a 150 mm cube at age of 28 days shall be:

- C30 -- 30 MPa

Minimum cement content, per cubic metre, shall be:

- C30 -- 350 kilograms

Maximum water-cement ratio shall be:

- C30 -- 0.55

**PLAIN CONCRETE**

The following two types of plain concrete shall be employed:

- C15 -- Grade 15 for all plain concrete binding under foundations.
- C20 -- Grade 20 for all plain concrete backing for stone walls.

Characteristic Strength as defined by a 150 mm cube at age of 28 days shall be:

- C15 -- 15 MPa
- C20 -- 20 MPa

Minimum cement content, per cubic metre, shall be:

- C15 -- 200 kilograms
- C20 -- 250 kilograms

Maximum water-cement ratio shall be:

- C15 -- 0.70
- C20 -- 0.65

**COVER**

Clear concrete cover to reinforcement shall be:

- 50 mm for concrete below grade.
- 25 mm for internal concrete faces above grade.
- 30 mm for exposed fair faced concrete surfaces.

**AGGREGATES**

Maximum aggregate size shall be 20 mm.

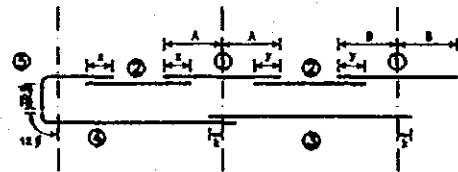
**FOUNDATIONS**

The footings shall be a raft foundation as detailed in the drawings. The soil under the raft foundation shall be prepared and improved according to specifications and to the depths shown on drawings. The contractor is required to make all necessary soil tests required in the specification to insure that the bearing capacity under the improved soil strata is more than 0.8 kg/cm<sup>2</sup>. Also the bearing capacity under the raft foundation and on top of the improved soil strata shall not be less than 2.2 kg/cm<sup>2</sup>. All required excavation, soil tests and compaction processes mentioned in the specifications shall be carried for all zones to the approval and satisfaction of the Engineer.

**REINFORCEMENT**

- 1- All reinforcing bars of a diameter larger than 8 millimetres shall be deformed High strength steel bars of Characteristic Strength equal to:  $f_y=420$  MPa.
- 2- Bars of 8 and 6 millimetres diameter shall be of mild steel of Characteristic Strength equal to:  $f_y=250$  MPa.
- 3- Reinforcement shall comply with BS4449, BS4461 or BS4483.
- 4- Reinforcement shall be placed as shown on the drawings and in the lengths specified.
- 5- Where bar length is not specified, longest practicable bar length shall be employed with staggered lap splices. Lap length shall be 55 times bar diameter.
- 6- Bar crank shall not exceed 1:12.

**PLACEMENT RULES FOR BEAM REINFORCEMENT**



Placement of bars shall be as follows, unless indicated otherwise:

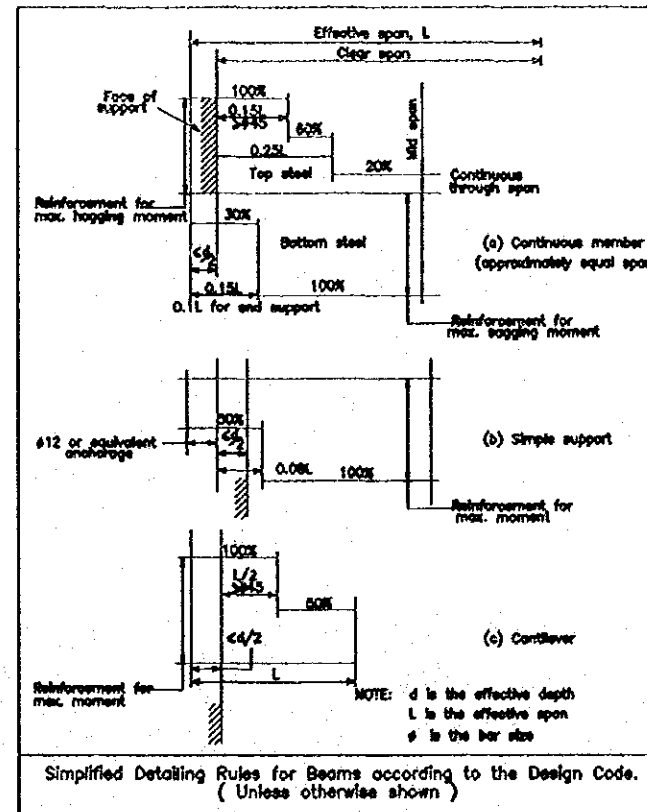
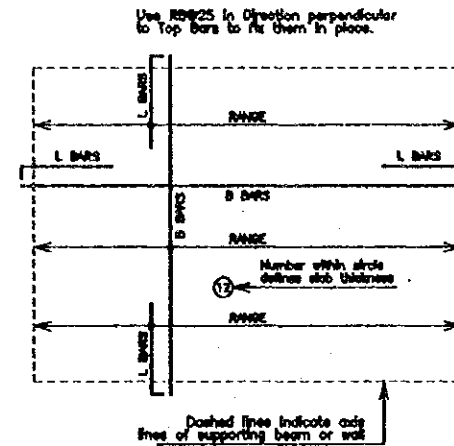
- 1- Top bars at interior supports shall be placed centrally on the support side lines, for approximately equal span.
- 2- Top bars in spans shall be placed to lap equal lengths with support top bars at both left and right.
- 3- Bottom bars in interior spans shall be placed to extend equal lengths beyond support centerlines at both left and right.
- 4- Bottom bars in exterior spans shall be placed such that they extend a length equal to 12 times bar size beyond the centerline of the exterior support. This length may include a 90 degree bend if sufficient room does not exist.
- 5- L bars as top reinforcement at exterior supports shall extend 25 times the bar size beyond the bend.

**PROTECTION OF SUBSTRUCTURE**

Bitumeneous Waterproofing Membrane shall be employed to protect and seal all reinforced concrete below grade or in contact with soil, including:

- bottom, side faces and top of footings,
- bottom, side faces and top of grade beams,
- side faces of columns and walls below grade,
- bottom of reinforced slab on grade.

**Notation Employed for Solid Slab Panels**



Tourism Sector Development Project in the Hashemite Kingdom of Jordan

The Government of the Hashemite Kingdom of Jordan  
The Ministry of Tourism and Antiquities  
The Ministry of Planning

Sub-Project:  
Amman Downtown  
Tourist Zone Development

Notes:  
• This detailed design has been executed by a team of consultants as shown below in accordance with the agreement between Japan International Cooperation Agency (JICA) and JICA Study Team.  
• The copyright of this drawing rests with JICA.

Designed by:  
Japan International Cooperation Agency (JICA)  
JICA Study Team:  
Joint Venture of Pacific Consultants International and Yamashita Sekkel Inc.  
Subcontracted Local Consultant:  
TIBAH Consultants Architects, Engineers

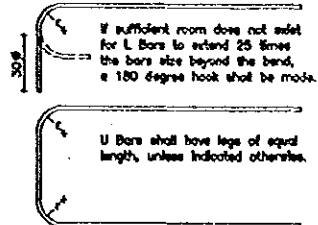
Raghadan Bus Terminal

Drawing Title:  
General Notes

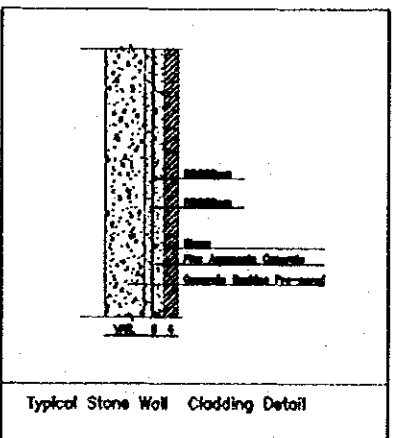
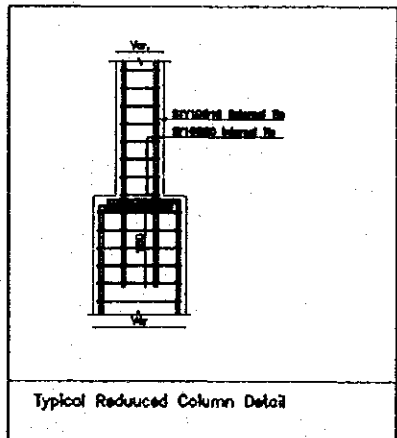
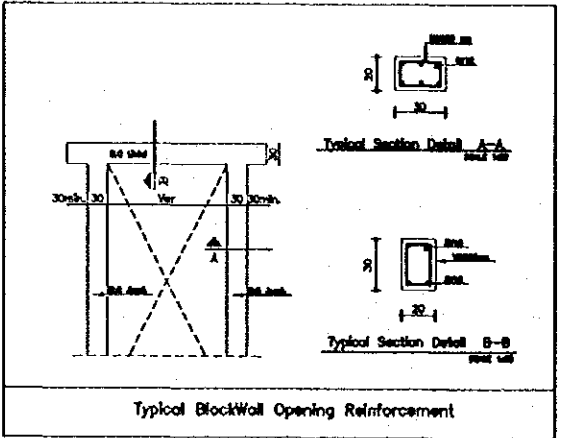
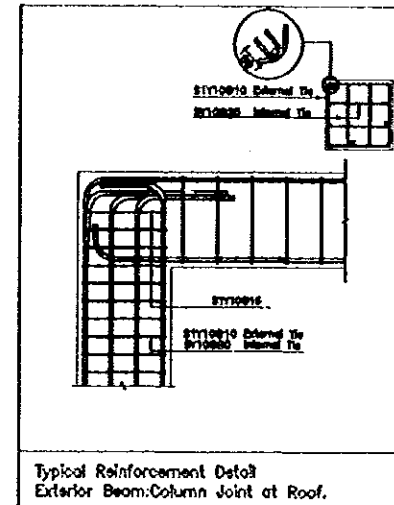
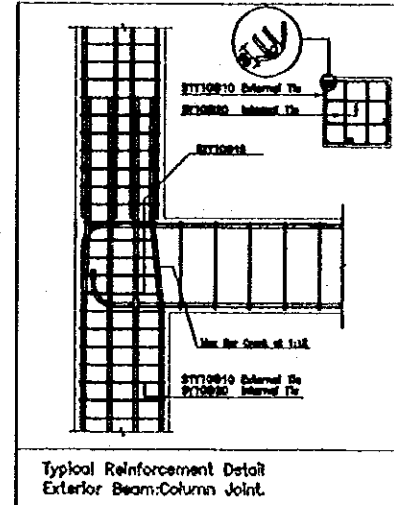
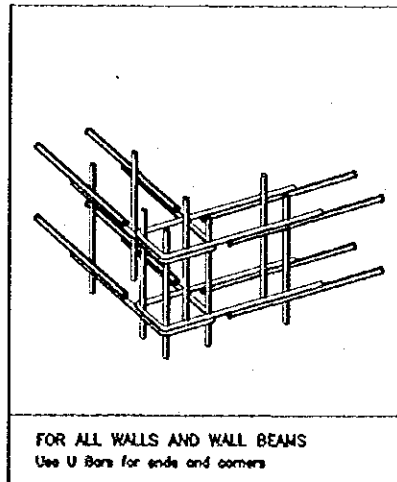
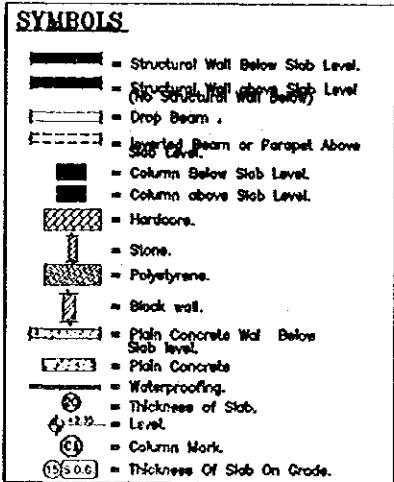
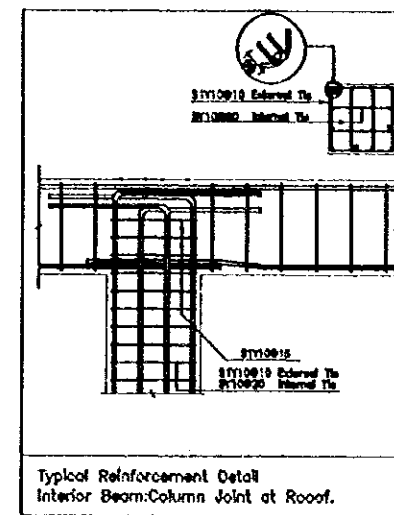
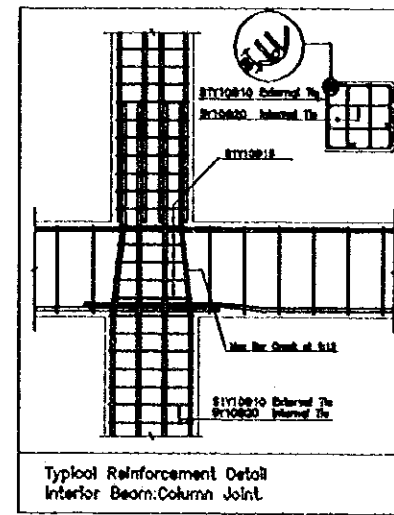
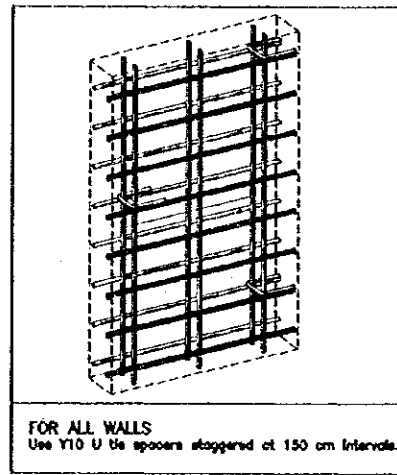
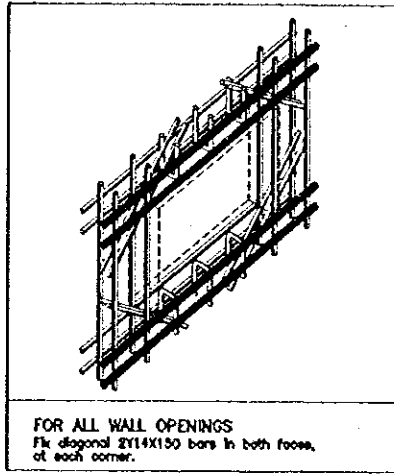
Scale:  
Drawing No.:  
RBT. S000-1

### RADI OF BENDING

( Unless otherwise shown )  
 Minimum Radius of Bend for L Bars and U Bars shall be as follows. For other bars, minimum radius of bend shall equal to 2 times bar size for Mild Steel and 3 times bar size for High-yield Steel.



BAR DIAMETER (mm)	MINIMUM R (mm)
6	55
10	70
12	85
14	100
16	120
18	140
20	160
22	180
25	210
32	300



Tourism Sector Development Project  
 in the Hashemite Kingdom of Jordan

The Government of  
 the Hashemite Kingdom of Jordan  
 The Ministry of Tourism and Antiquities  
 The Ministry of Planning

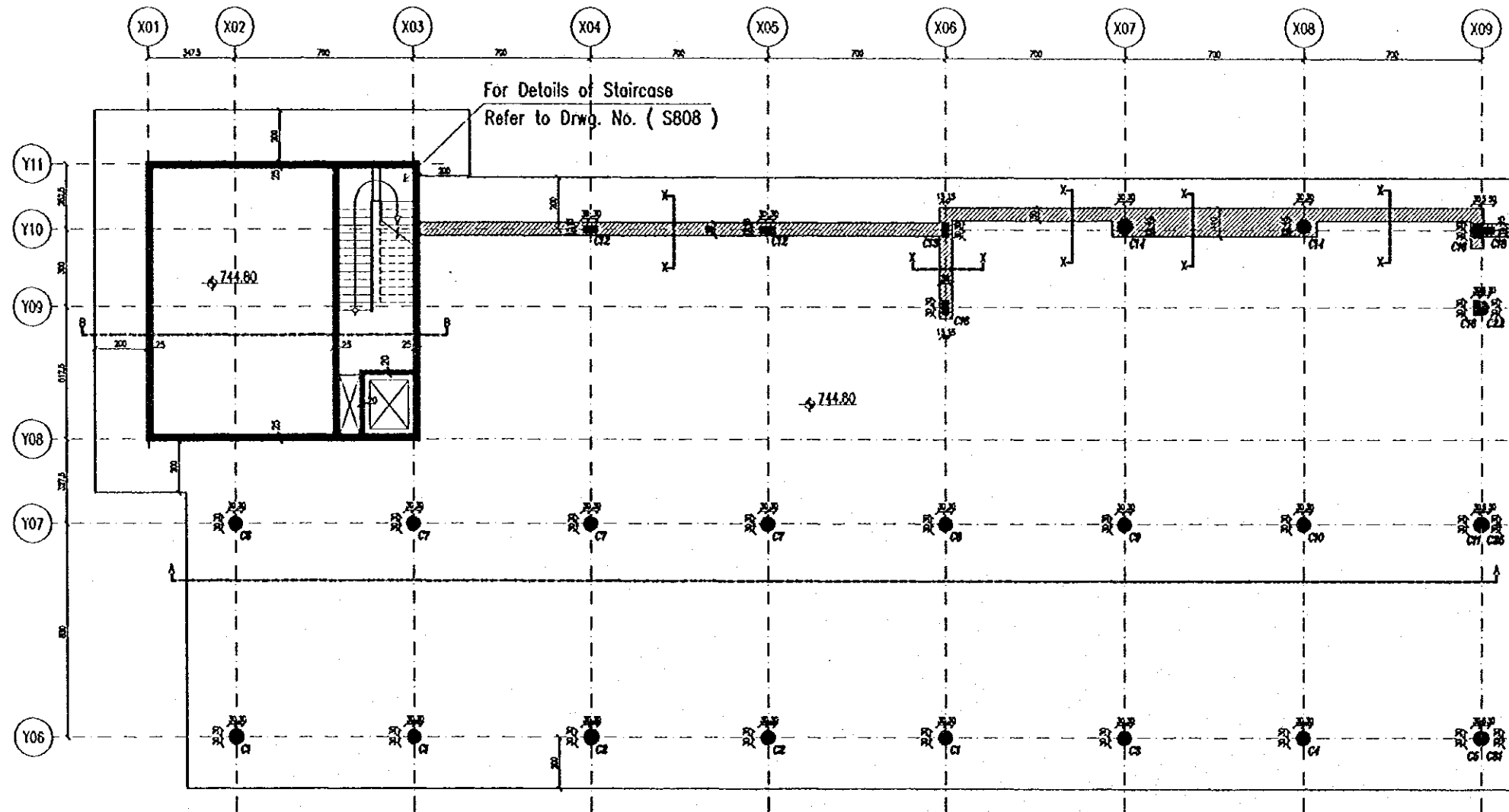
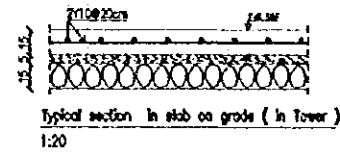
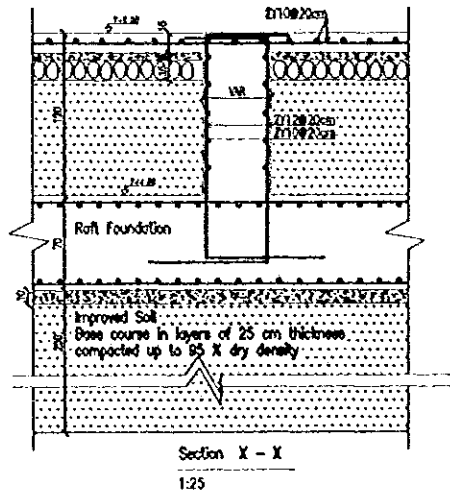
Sub Project:  
 Amman Downtown  
 Tourist Zone Development

Note:  
 • This detailed design has been executed by a team of consultants as shown below in accordance with the agreement between Japan International Cooperation Agency (JICA) and JICA Study Team.  
 • The copyright of this drawing rests with JICA.

Designed by:  
 Japan International Cooperation Agency (JICA)  
 JICA Study Team:  
 Joint Venture of Pacific Consultants International and Yamashita Sekkei Inc.  
 Subcontracted Local Consultant:  
 TBAH Consultants Architects, Engineers

Raghadan Bus Terminal  
 Drawing Title:  
 General Notes

Scale:  
 Drawing No:  
 RBT . S000-2



Foundation plan - Zone 1  
1:100

Tourism Sector Development Project  
in the Hashemite Kingdom of Jordan

The Government of  
the Hashemite Kingdom of Jordan  
The Ministry of Tourism and Antiquities  
The Ministry of Planning

Sub-Project:  
Amman Downtown  
Tourist Zone Development

Note:  
• This detailed design has been executed by a team of consultants as shown below in accordance with the agreement between Japan International Cooperation Agency (JICA) and JICA Study Team.  
• The copyright of this drawing rests with JICA.  
• All requirements for improved soil shall be accomplished prior to starting any concreting activities.

Designed by:  
Japan International Cooperation Agency (JICA)  
JICA Study Team:  
Joint Venture of  
Pacific Consultants International and  
Yamamoto Sekkei Inc.  
Subcontracted Local Consultant:  
TIBAH Consultants  
Architects, Engineers

Raghadan Bus Terminal

Drawing Title:  
Foundation Plan  
And R.C Details - ZONE 1

Scale: As Shown Drawing No: RBT - S110-1

Tourism Sector Development Project  
in the Hashemite Kingdom of Jordan

The Government of  
the Hashemite Kingdom of Jordan  
The Ministry of Tourism and Antiquities  
The Ministry of Planning

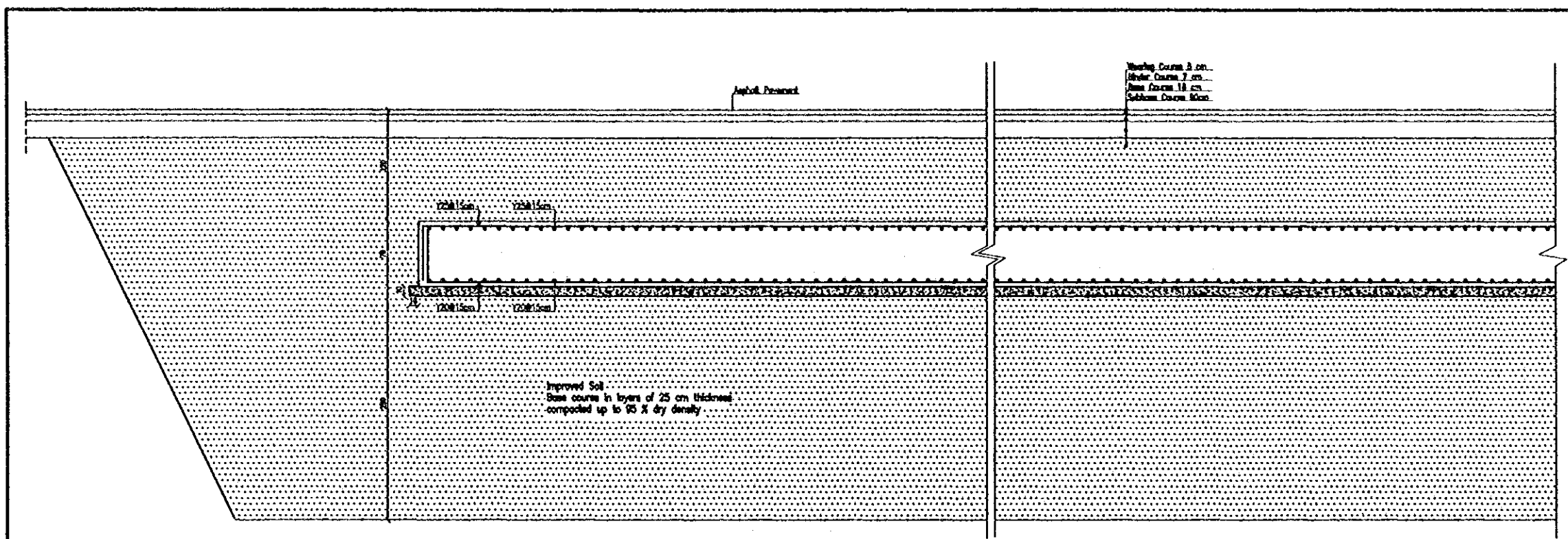
Sub-Project:  
Amman Downtown  
Tourist Zone Development

Note:  
• This detailed design has been executed by a team of consultants as shown below in accordance with the agreement between Japan International Cooperation Agency (JICA) and JICA Study Team.  
• The copyright of this drawing rests with JICA.

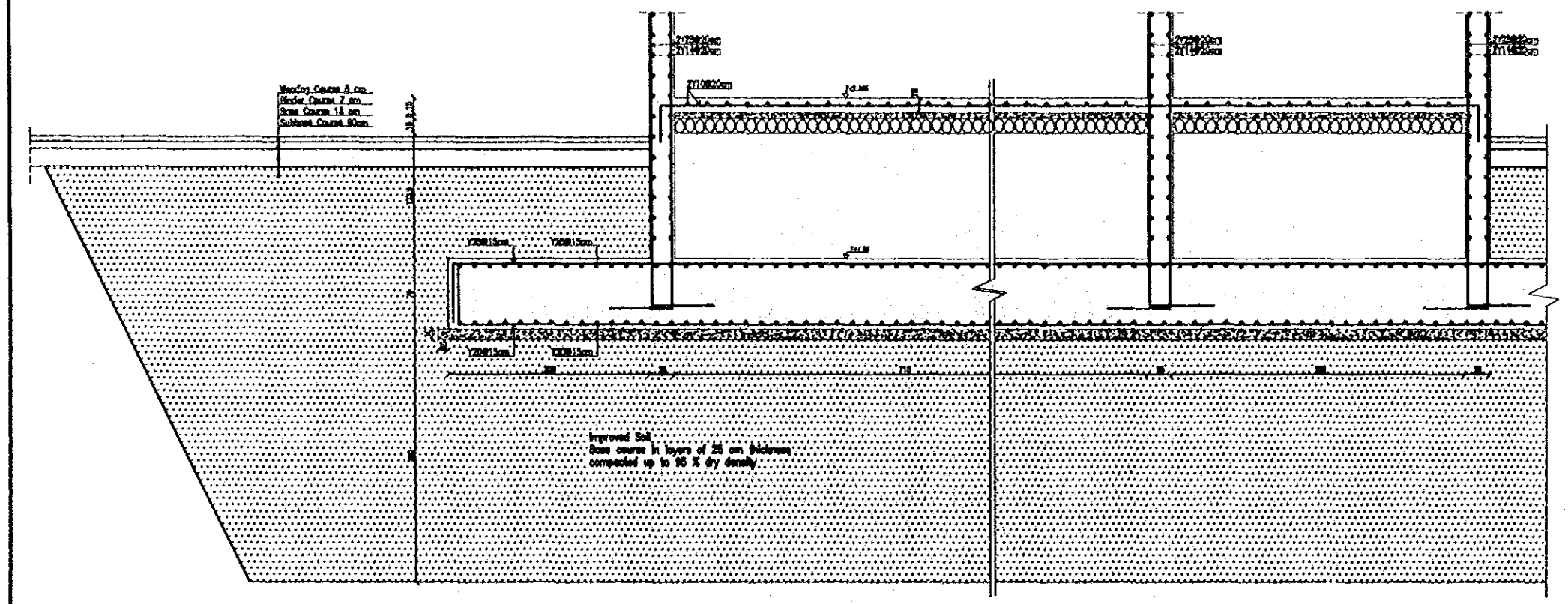
Designed by:  
Japan International Cooperation Agency (JICA)  
JICA Study Team:  
Joint Venture of  
Pacific Consultants International and  
Yamasita Sekkei Inc.  
Subcontracted Local Consultant:  
TITAM Consultants  
Architects, Engineers  


Raghadan Bus Terminal  
Drawing Title:  
Foundation R.C Details  
ZONE 1

Scale: 1:25  
Drawing No.: RBT. S110-2



Section A - A  
1:25



Section B - B  
1:25



COLUMNS SCHEDULE

FLOOR COLUMN NO.	REMARKS	First Floor	Second Floor
C1	SIZE ( cm )	#80	#80
	REINFORCEMENT	26Y12	26Y12
	STIRRUPS	Y10 Spiral at 5 cm Pitch	Y10 Spiral at 5 cm Pitch
C2	SIZE ( cm )	#80	#80
	REINFORCEMENT	26Y12	26Y12
	STIRRUPS	Y10 Spiral at 5 cm Pitch	Y10 Spiral at 5 cm Pitch
C3	SIZE ( cm )	#60	#80
	REINFORCEMENT	26Y16	26Y12
	STIRRUPS	Y10 Spiral at 5 cm Pitch	Y10 Spiral at 5 cm Pitch
C4	SIZE ( cm )	#60	#80
	REINFORCEMENT	26Y18	26Y12
	STIRRUPS	Y10 Spiral at 5 cm Pitch	Y10 Spiral at 5 cm Pitch
C5	SIZE ( cm )	30X60	30X60
	REINFORCEMENT	13Y25	13Y18
	STIRRUPS	As shown	As shown
C6	SIZE ( cm )	#60	
	REINFORCEMENT	26Y12	
	STIRRUPS	Y10 Spiral at 5 cm Pitch	
C7	SIZE ( cm )	#80	60X25
	REINFORCEMENT	26Y12	12Y18
	STIRRUPS	Y10 Spiral at 5 cm Pitch	As shown

COLUMNS SCHEDULE

FLOOR COLUMN NO.	REMARKS	First Floor	Second Floor
C8	SIZE ( cm )	#60	60X30
	REINFORCEMENT	26Y12	14Y14
	STIRRUPS	Y10 Spiral at 5 cm Pitch	As shown
C9	SIZE ( cm )	#80	
	REINFORCEMENT	26Y18	
	STIRRUPS	Y10 Spiral at 5 cm Pitch	
C10	SIZE ( cm )	#60	
	REINFORCEMENT	26Y22	
	STIRRUPS	Y10 Spiral at 5 cm Pitch	
C11	SIZE ( cm )	30X60	30X80
	REINFORCEMENT	14Y25	14Y18
	STIRRUPS	As shown	As shown
C12	SIZE ( cm )	60X30	
	REINFORCEMENT	14Y14	
	STIRRUPS	As shown	
C13	SIZE ( cm )	60X30	60X30
	REINFORCEMENT	14Y16	14Y22
	STIRRUPS	As shown	As shown
C14	SIZE ( cm )	#80	#80
	REINFORCEMENT	16Y18	16Y22
	STIRRUPS	Y10 Spiral at 5 cm Pitch	Y10 Spiral at 5 cm Pitch

COLUMNS SCHEDULE

FLOOR COLUMN NO.	REMARKS	First Floor	Second Floor
C15	SIZE ( cm )		
	REINFORCEMENT		
		CANCELLED	
	STIRRUPS		
C16	SIZE ( cm )	60X30	60X30
	REINFORCEMENT	14Y18	14Y18
	STIRRUPS	As shown	As shown
C17	SIZE ( cm )		30X30
	REINFORCEMENT		8Y14
	STIRRUPS		As shown

Tourism Sector Development Project in the Hashemite Kingdom of Jordan

The Government of Jordan  
The Ministry of Tourism and Antiquities  
The Ministry of Planning

Sub-Project:  
Amman Downtown  
Tourist Zone Development

Note:  
• This detailed design has been executed by a team of consultants as shown below in accordance with the agreement between Japan International Cooperation Agency (JICA) and JICA Study Team.  
• The copyright of this drawing rests with JICA.

Designed by:

Japan International Cooperation Agency (JICA)

JICA Study Team:

Joint Venture of Pacific Consultants International and Yamashita Sekkei Inc.

Subcontracted Local Consultant:

TIBAH Consultants  
Architects, Engineers

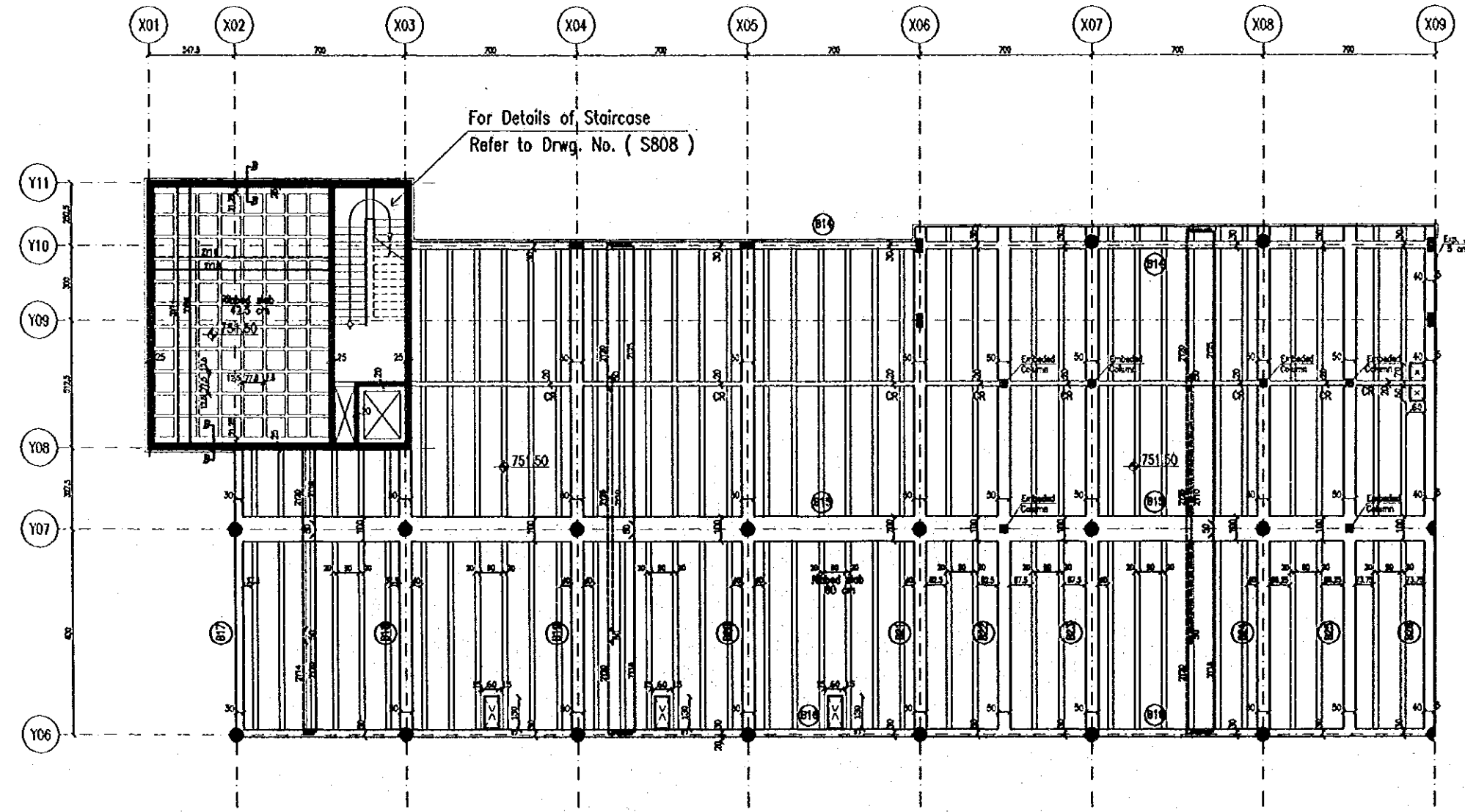
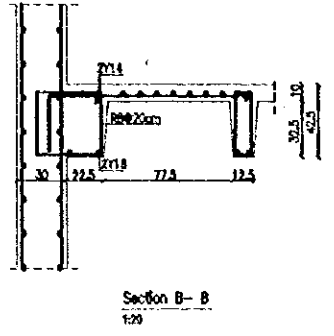
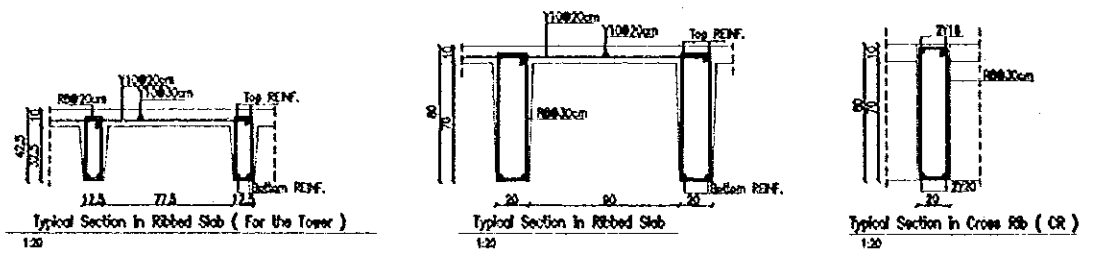
Raghadan Bus Terminal

Drawing Title:

Columns R.C Details  
ZONE 1

Scale:  
1:20

Drawing No.:  
RBT . S120



Second floor slab framing plan - Zone 1  
1:100

Tourism Sector Development Project  
in the Hashemite Kingdom of Jordan

The Government of  
the Hashemite Kingdom of Jordan  
The Ministry of Tourism and Antiquities  
The Ministry of Planning

Sub-Project:  
Amman Downtown  
Tourist Zone Development

Note:  
• This detailed design has been executed by a team of consultants as shown below in accordance with the agreement between Japan International Cooperation Agency (JICA) and JICA Study Team.  
• The copyright of this drawing rests with JICA.

Designed by:  
Japan International Cooperation Agency (JICA)

JICA Study Team:  
Joint Venture of Pacific Consultants International and Yamashita Settle Inc.

Subcontracted Local Consultant:  
TMAH Consultants Architects, Engineers

Raghadan Bus Terminal

Drawing Title:  
Second Floor Slab Framing  
And R.C Details - ZONE 1

Scale:  
1:100

Drawing No.:  
RBT. S132

Tourism Sector Development Project  
in the Hashemite Kingdom of Jordan

The Government of  
the Hashemite Kingdom of Jordan  
The Ministry of Tourism and Antiquities  
The Ministry of Planning

Sub-Project:  
Amman Downtown  
Tourist Zone Development

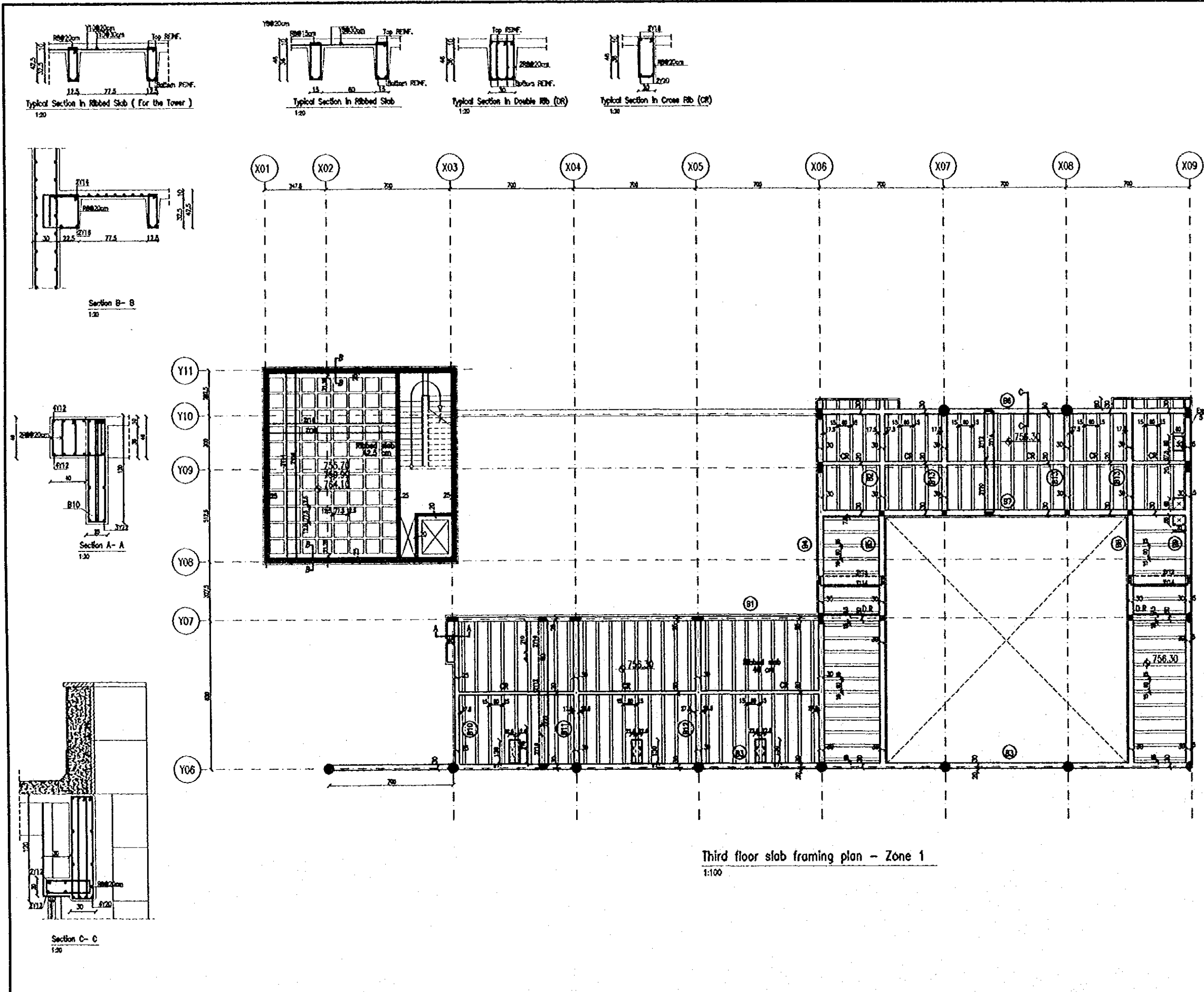
Note:  
• this detailed design has been executed by a team  
of consultants as shown below in accordance with  
the agreement between Japan International  
Cooperation Agency (JICA) and JICA Study  
Team.  
• the copyright of this drawing rests with JICA.

Designed by:  
Japan International Cooperation  
Agency (JICA)  
JICA Study Team:  
Joint Venture of  
Pacific Consultants International and  
Yamashita Sekkei Inc.  
Subcontracted Local Consultant:  
TIBAH Consultants  
Architects, Engineers

Raghadan Bus Terminal

Drawing Title:  
Third Floor Slab Framing  
And R.C Details - ZONE 1

Scale:  
1:100 Drawing No:  
RBT. S133



Third floor slab framing plan - Zone 1  
1:100

Tourism Sector Development Project  
in the Hashemite Kingdom of Jordan

The Government of  
the Hashemite Kingdom of Jordan  
The Ministry of Tourism and Antiquities  
The Ministry of Planning

Sub-Project:  
Amman Downtown  
Tourist Zone Development


Note:  
• This detailed design has been executed by a team of consultants as shown below in accordance with the agreement between Japan International Cooperation Agency (JICA) and JICA Study Team.  
• The copyright of this drawing rests with JICA.

Designed by:  
Japan International Cooperation Agency (JICA)  
JICA Study Team:  
Joint Venture of  
Pacific Consultants International and  
Yamashita Settei Inc.  
Subcontracted Local Consultant:  
TIBAH Consultants  
Architects, Engineers

Raghadan Bus Terminal

Drawing Title:  
Second Floor Slab Beams  
R.C Details - ZONE 1

Scale: As shown Drawing No: RBT. S142-1

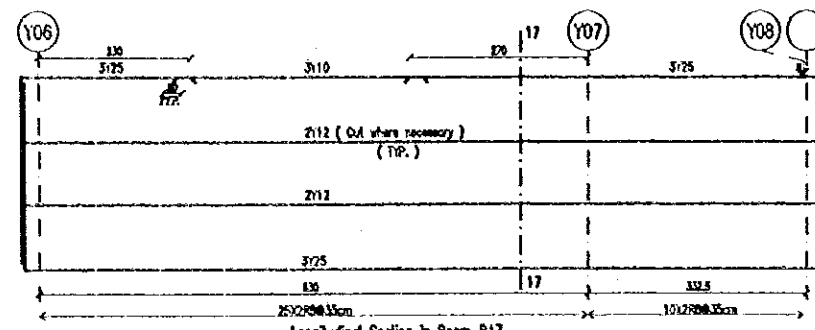


Tourism Sector Development Project  
in the Hashemite Kingdom of Jordan

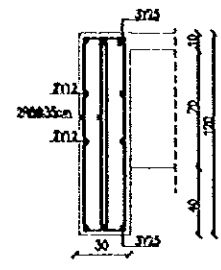
The Government of  
the Hashemite Kingdom of Jordan  
The Ministry of Tourism and Antiquities  
The Ministry of Planning

Sub-Project:  
Amman Downtown  
Tourist Zone Development

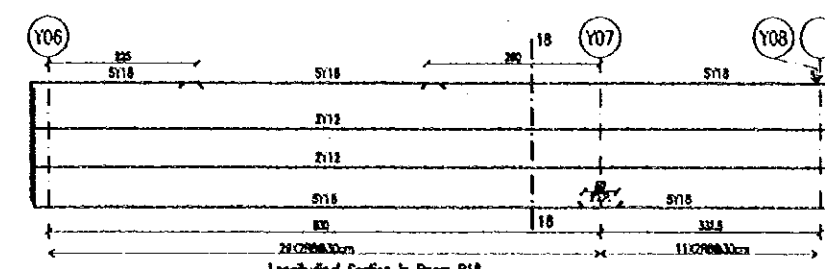
Note:  
• This detailed design has been executed by a team  
of consultants as shown below in accordance with  
the agreement between Japan International  
Cooperation Agency (JICA) and JICA Study  
Team.  
• The copyright of this drawing rests with JICA.



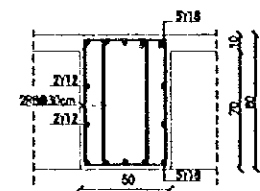
Longitudinal Section in Beam B17  
H: 1:50 V: 1:20



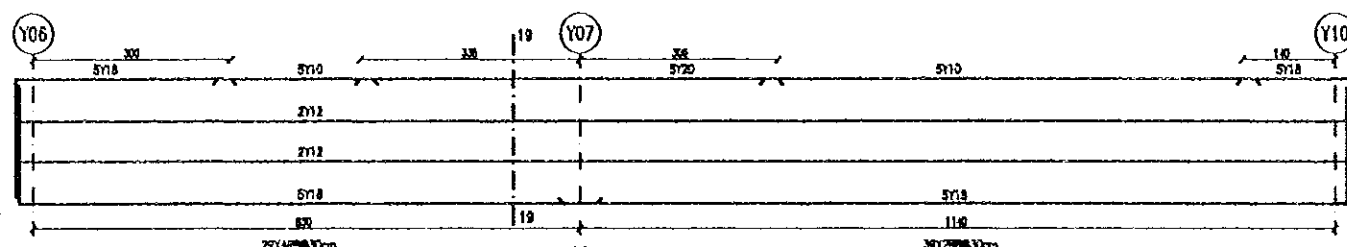
Section 17 - 17 in Beam B17  
1:20



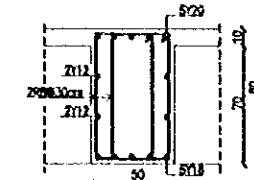
Longitudinal Section in Beam B18  
H: 1:50 V: 1:20



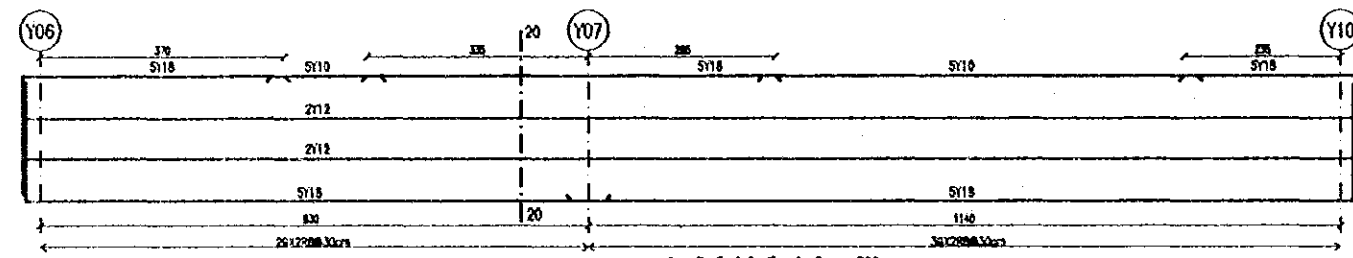
Section 18 - 18 in Beam B18  
1:20



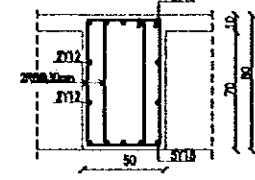
Longitudinal Section in Beam B19  
H: 1:50 V: 1:20



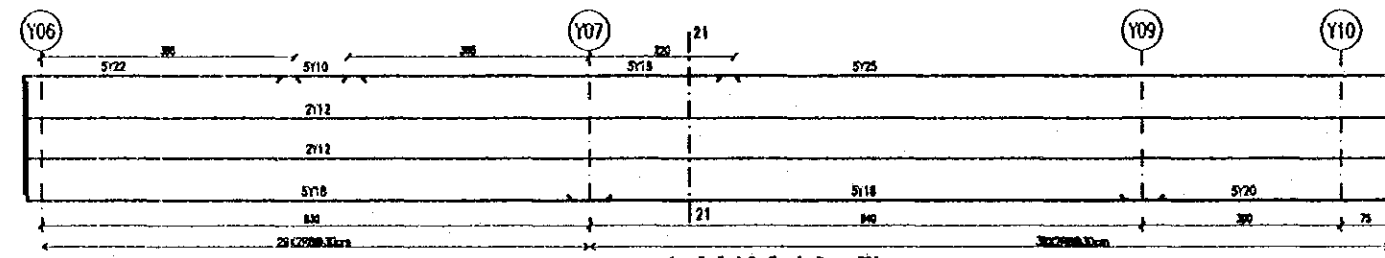
Section 19 - 19 in Beam B19  
1:20



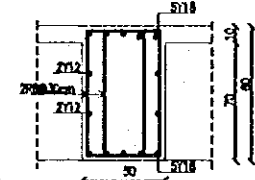
Longitudinal Section in Beam B20  
H: 1:50 V: 1:20



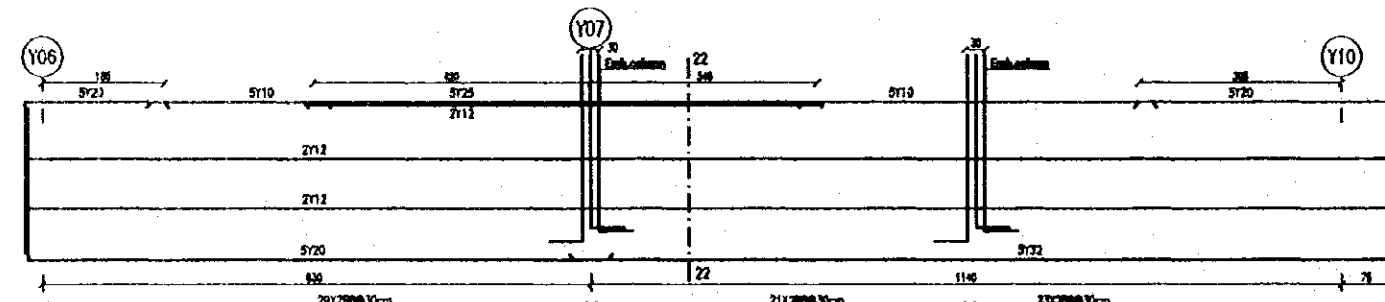
Section 20 - 20 in Beam B20  
1:20



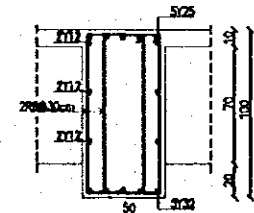
Longitudinal Section in Beam B21  
H: 1:50 V: 1:20



Section 21 - 21 in Beam B21  
1:20



Longitudinal Section in Beam B22  
H: 1:50 V: 1:20



Section 22 - 22 in Beam B22  
1:20

Designed by:  
Japan International Cooperation  
Agency (JICA)  
JICA Study Team:  
Joint Venture of  
Pacific Consultants International and  
Yamasa Sekitel Inc.  
Subcontracted Local Consultant:  
TIBAH Consultants  
Architects, Engineers

Raghadan Bus Terminal

Drawing Title:  
Second Floor Slab Beams  
R.C Details - ZONE 1

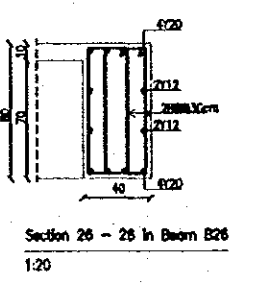
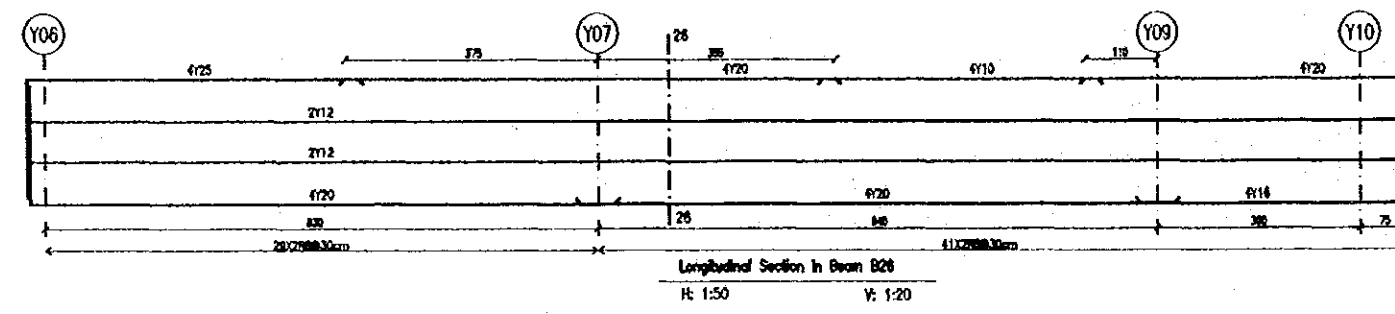
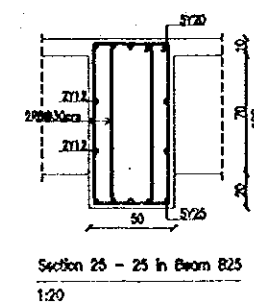
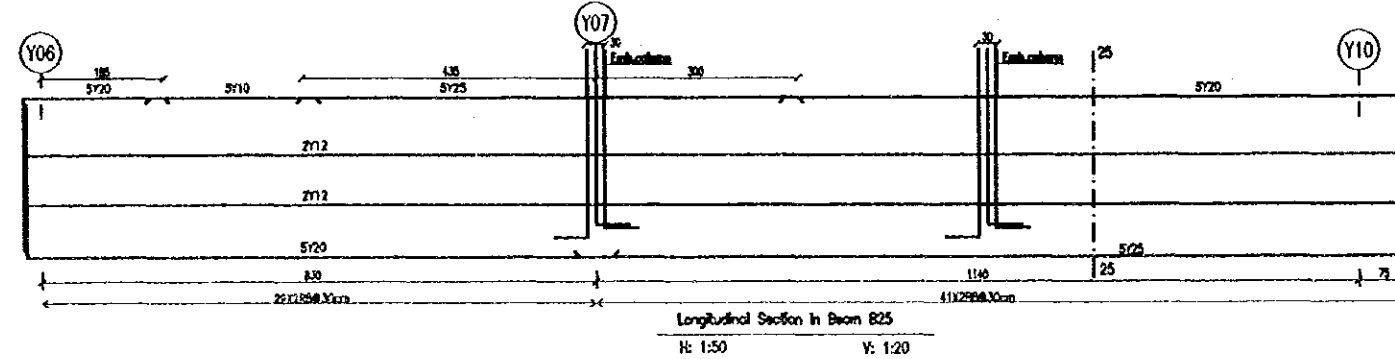
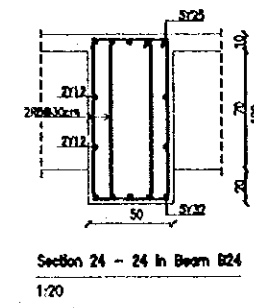
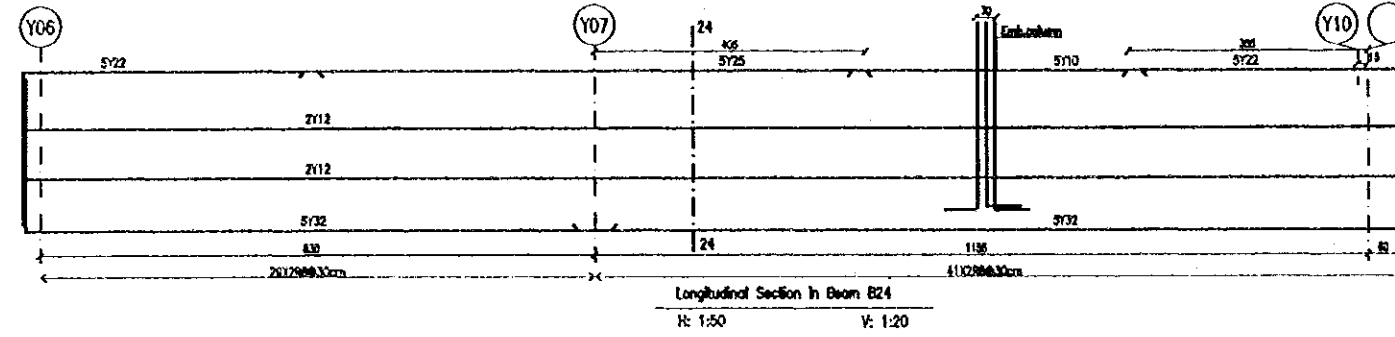
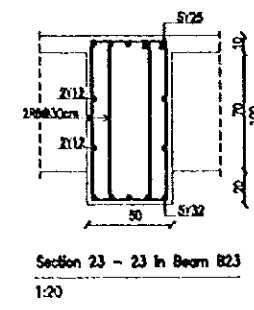
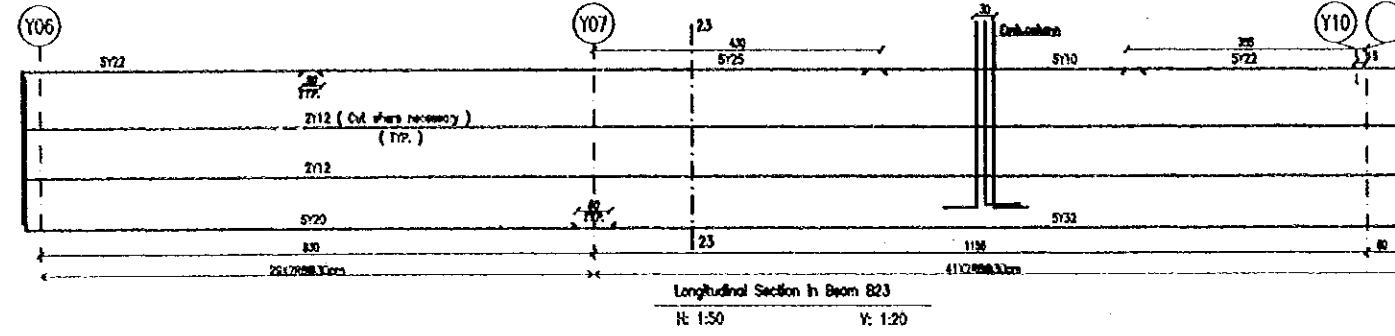
Scale: As shown Drawing No.: RBT. S142-2

Tourism Sector Development Project  
in the Hashemite Kingdom of Jordan

The Government of  
the Hashemite Kingdom of Jordan  
The Ministry of Tourism and Antiquities  
The Ministry of Planning

Sub-Project:  
Amman Downtown  
Tourist Zone Development

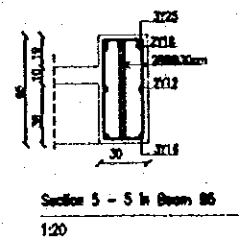
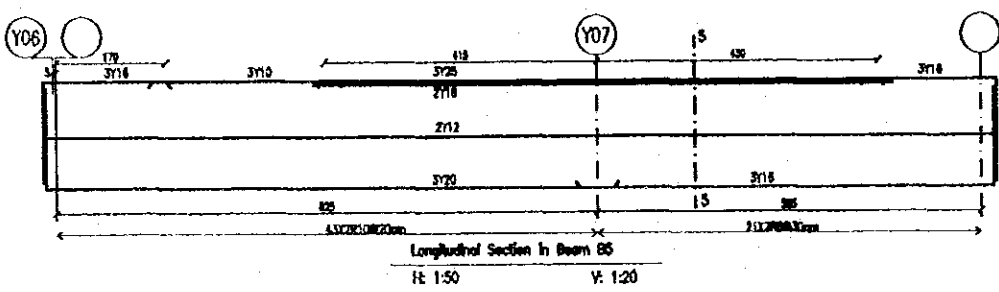
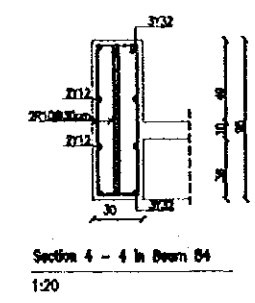
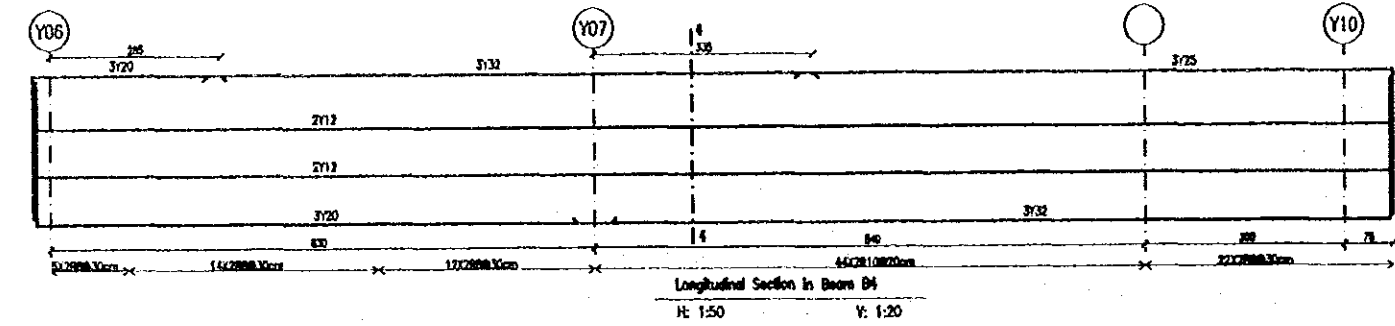
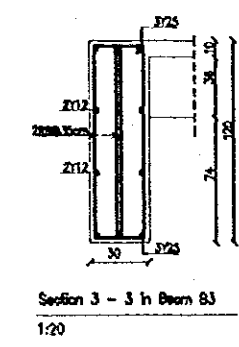
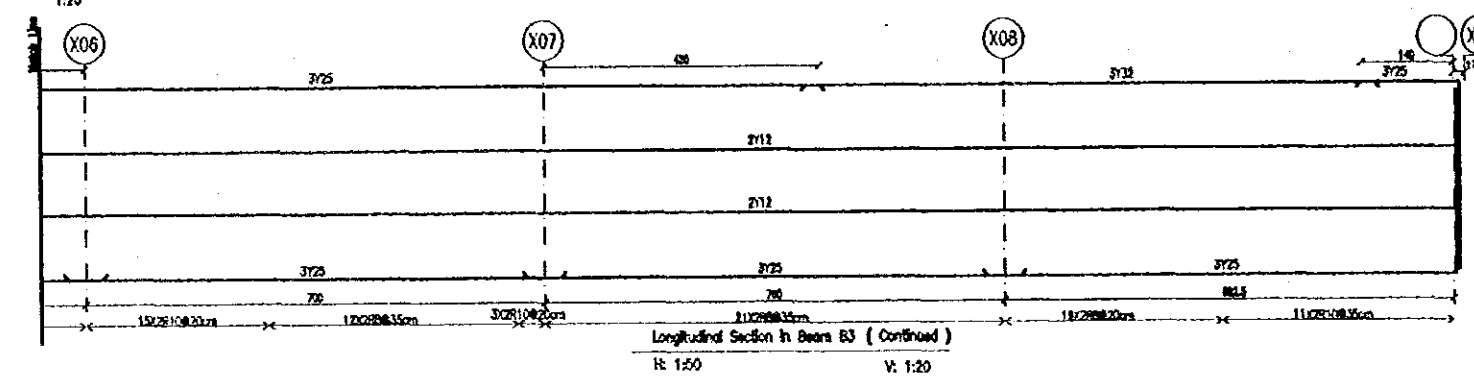
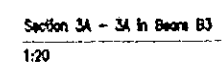
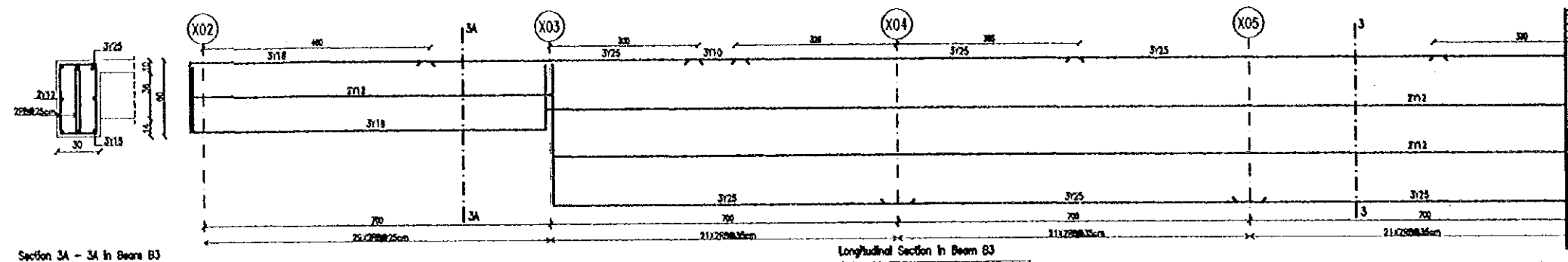
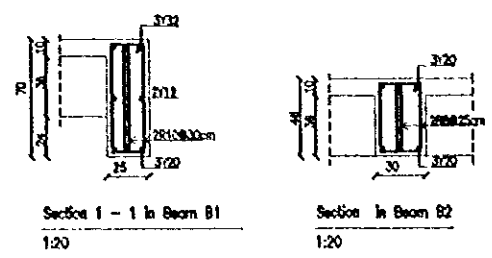
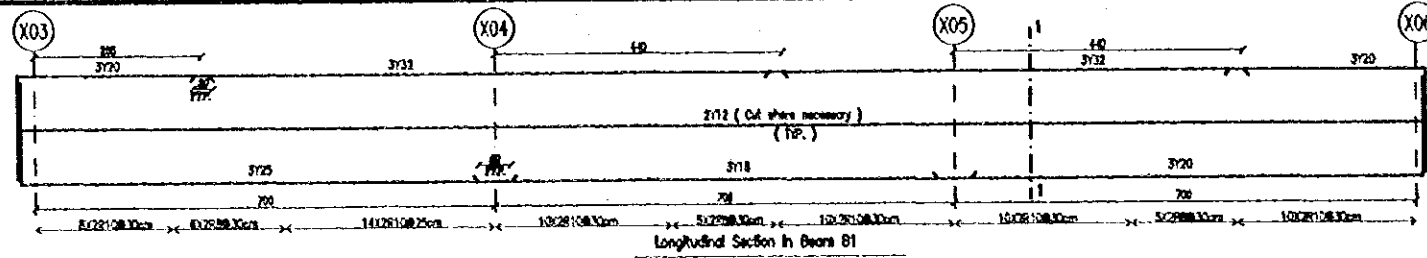
Note:  
• This detailed design has been executed by a team of consultants as shown below in accordance with the agreement between Japan International Cooperation Agency (JICA) and JICA Study Team.  
• The copyright of this drawing rests with JICA.



Designed by:  
Japan International Cooperation Agency (JICA)  
JICA Study Team:  
Joint Venture of Pacific Consultants International and Yamasa Seiki Co. Ltd.  
Subcontracted Local Consultant:  
TIBAH Consultants Architects, Engineers

Raghadan Bus Terminal  
Drawing Title:  
Second Floor Slab Beams  
R.C Details - ZONE 1

Scale:  
As shown Drawing No.:  
RBT. S142-3



Tourism Sector Development Project  
In the Hashemite Kingdom of Jordan

The Government of  
the Hashemite Kingdom of Jordan  
The Ministry of Tourism and Antiquities  
The Ministry of Planning

Sub-Project:  
Amman Downtown  
Tourist Zone Development

Note:  
• This detailed design has been executed by a team of consultants as shown below in accordance with the agreement between Japan International Cooperation Agency (JICA) and JICA Study Team.  
• The copyright of this drawing rests with JICA.

Designed by:

Japan International Cooperation Agency (JICA)

JICA Study Team:

Joint Venture of  
Pacific Consultants International and  
Yamasa Sekkei Inc.

Subcontracted Local Consultant:

TIBAH Consultants  
Architects/Engineers



Raghadan Bus Terminal

Drawing Title:

Third Floor Slab Beams  
R.C Details - ZONE 1

Scale:

As shown

Drawing No.:

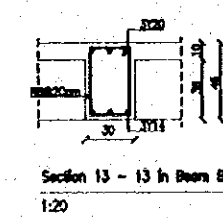
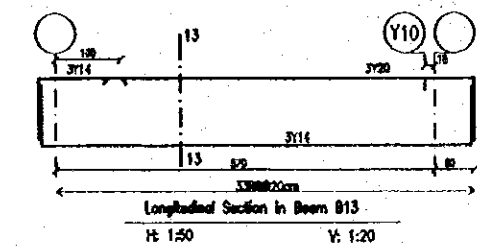
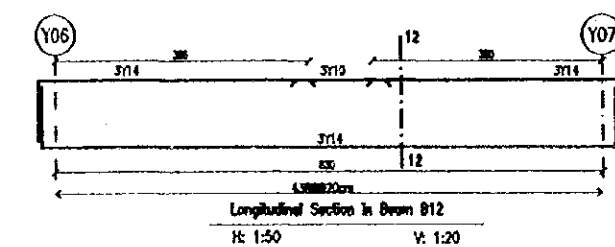
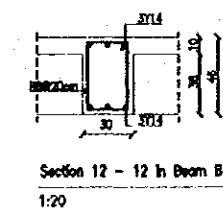
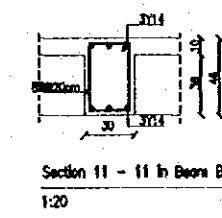
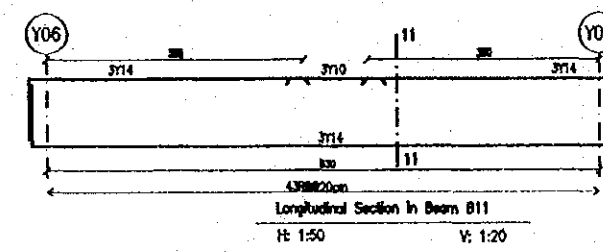
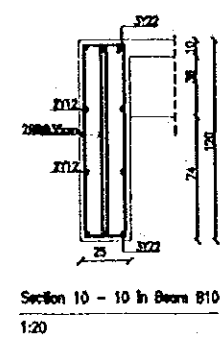
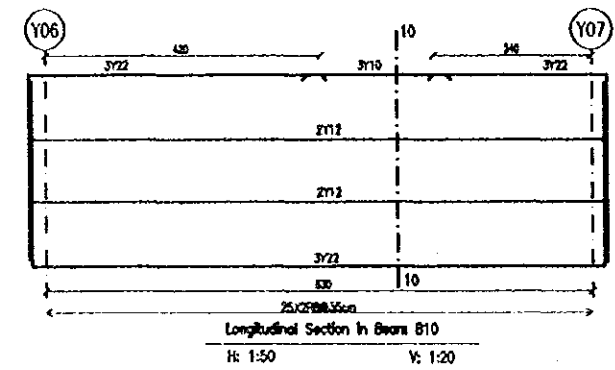
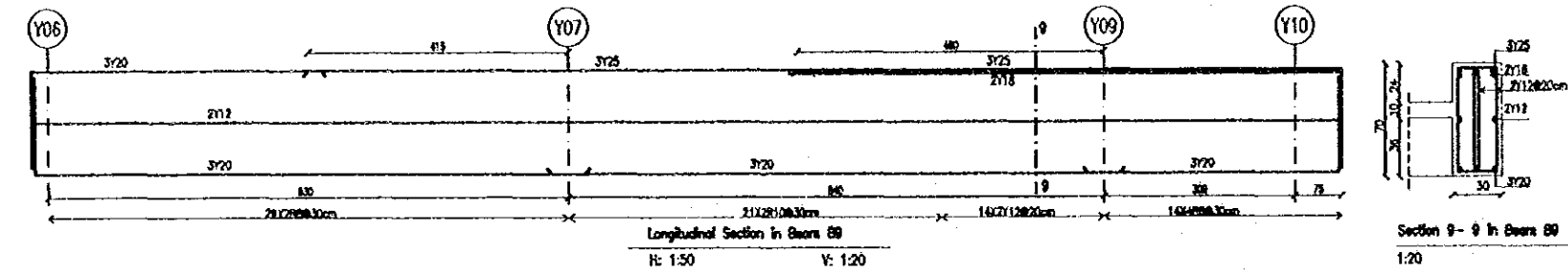
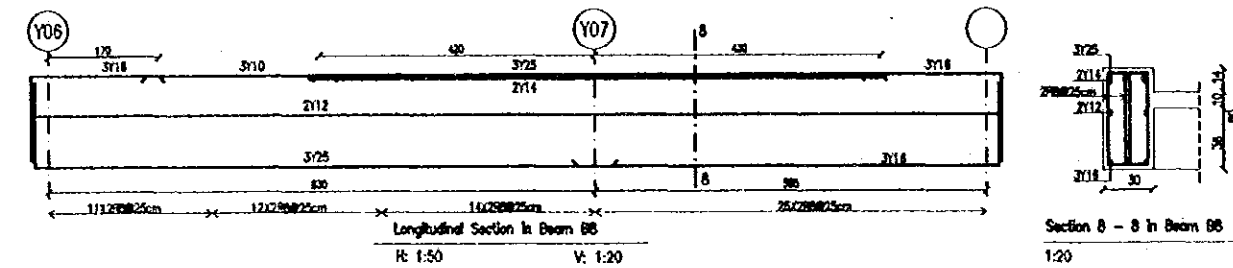
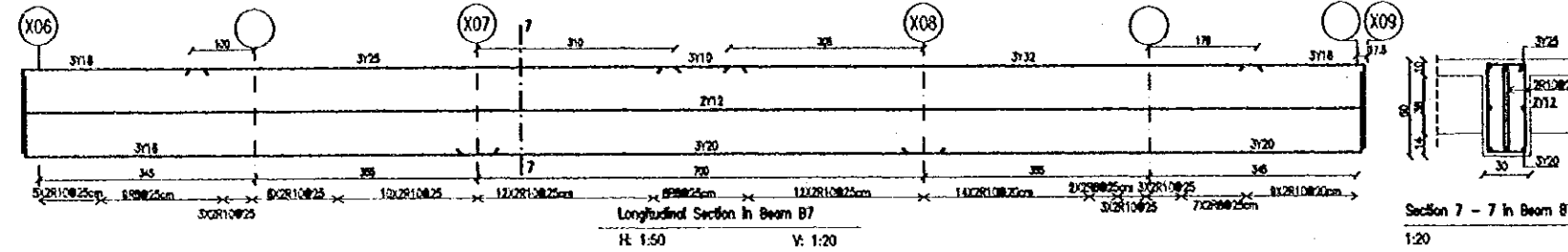
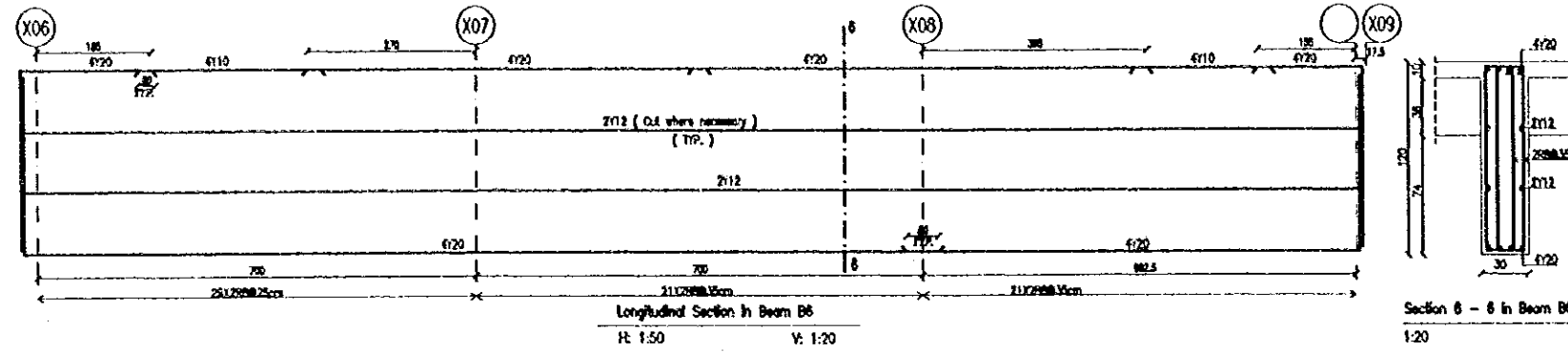
RBT. S143-1

Tourism Sector Development Project  
in the Hashemite Kingdom of Jordan

The Government of  
the Hashemite Kingdom of Jordan  
The Ministry of Tourism and Antiquities  
The Ministry of Planning

Sub-Project:  
Amman Downtown  
Tourist Zone Development

Note:  
• This detailed design has been executed by a team of consultants as shown below in accordance with the agreement between Japan International Cooperation Agency (JICA) and JICA Study Team.  
• The copyright of this drawing rests with JICA.



Designed by:  
Japan International Cooperation Agency (JICA)  
JICA Study Team:  
Joint Venture of Pacific Consultants International and Yamashita Seki & Co. Inc.  
Subcontracted Local Consultant:  
TIBAH Consultants Architects, Engineers

Raghadan Bus Terminal  
Drawing Title:  
Third Floor Slab Beams  
R.C Details - ZONE 1

Scale: As shown Drawing No.: RBT. S143-2

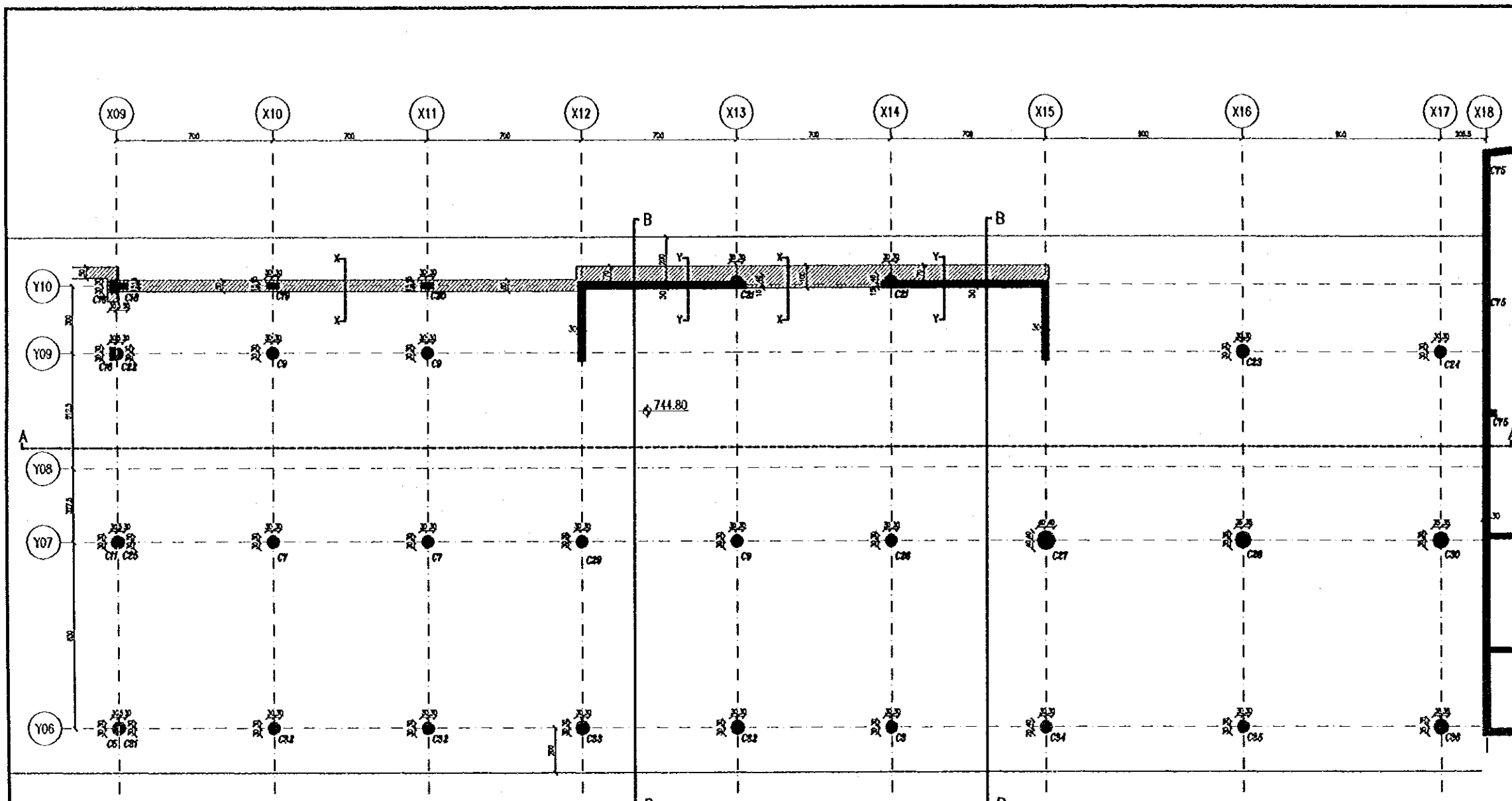


Tourism Sector Development Project  
in the Hashemite Kingdom of Jordan

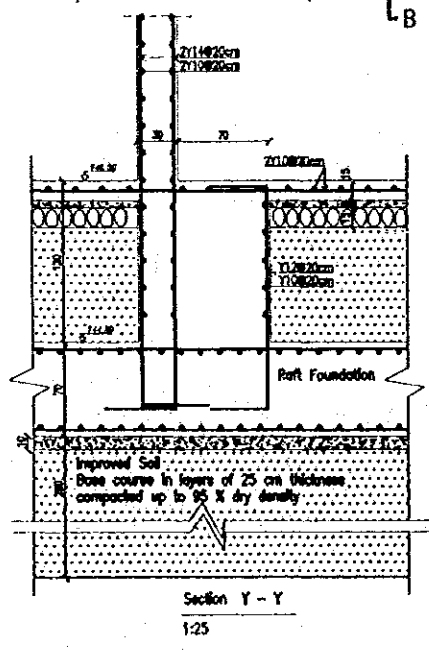
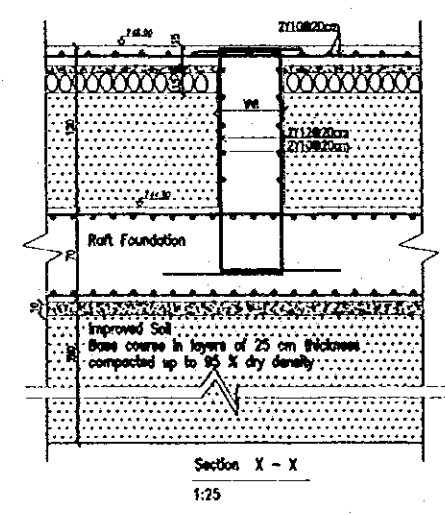
The Government of  
the Hashemite Kingdom of Jordan  
The Ministry of Tourism and Antiquities  
The Ministry of Planning

Sub Project:  
Amman Downtown  
Tourist Zone Development

No's:  
 • This detailed design has been executed by a team of consultants as shown below in accordance with an agreement between Japan International Cooperation Agency (JICA) and JICA Study Team.  
 • The copyright of this drawing rests with JICA.  
 • All requirements for improved soil shall be accomplished prior to starting any concreting activities.



Foundation plan - Zone 2  
1:100



Designed by:  
Japan International Cooperation Agency (JICA)  
JICA Study Team:  
Joint Venture of Pacific Consultants International and Yamato Saisei Inc.  
Subcontracted Local Consultant:  
TIBAH Consultants  
Architect, Engineers

Raghadan Bus Terminal  
Drawing Title:  
**Foundation Plan  
And R.C Details - ZONE 2**  
Scale:  
As Shown  
Drawing No:  
RBT. S210-1

Tourism Sector Development Project  
in the Hashemite Kingdom of Jordan

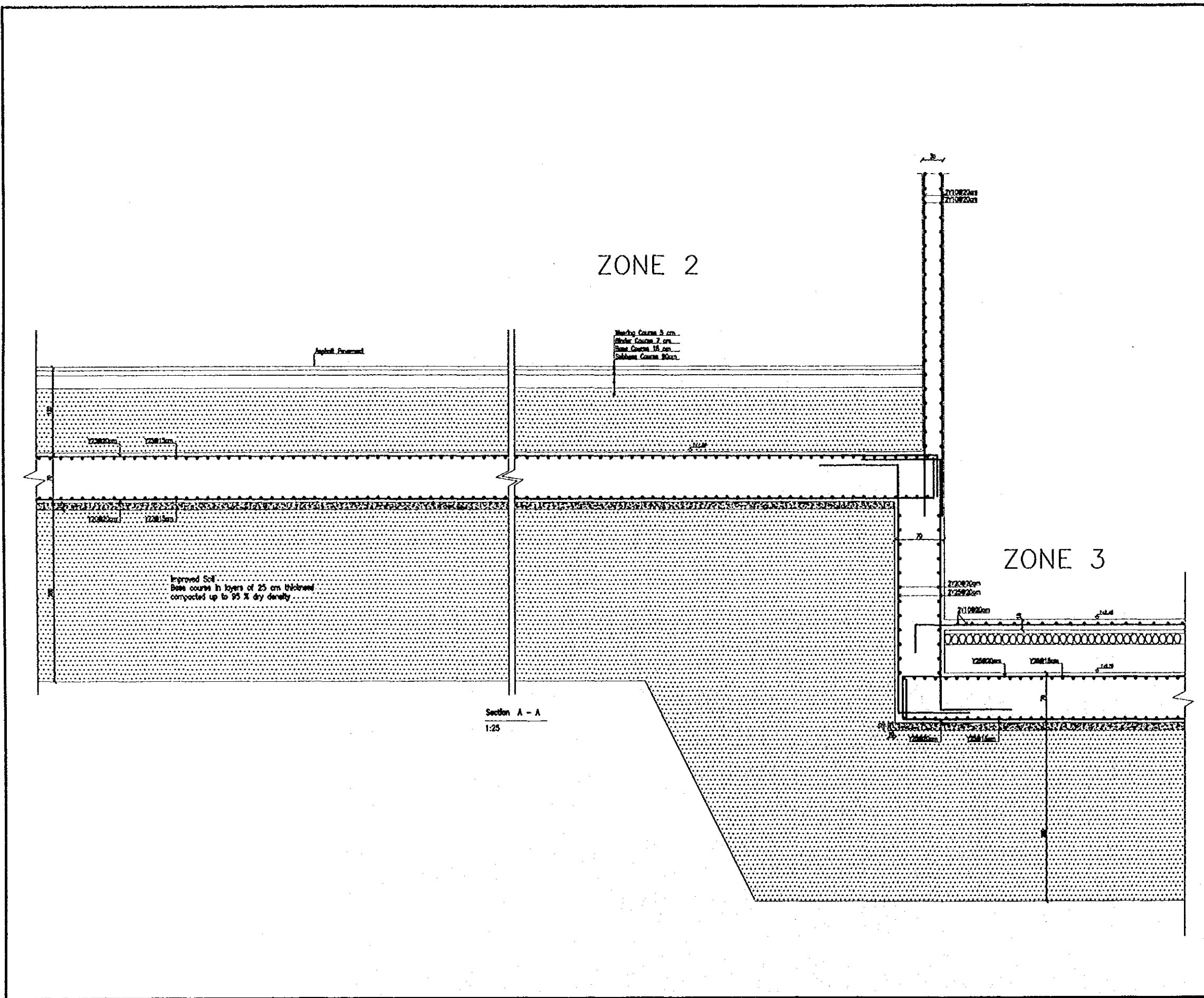
The Government of  
the Hashemite Kingdom of Jordan  
The Ministry of Tourism and Antiquities  
The Ministry of Planning

Sub-Project:  
Amman Downtown  
Tourist Zone Development

Note:  
• This detailed design has been executed by a team  
of consultants as shown below in accordance with  
the agreement between Japan International  
Cooperation Agency (JICA) and JICA Study  
Team.  
• The copyright of this drawing rests with JICA.

# ZONE 2

# ZONE 3



Section A - A  
1:25

Designed by:  
Japan International Cooperation  
Agency (JICA)  
JICA Study Team:  
Joint Venture of  
Pacific Consultants International and  
Yamashita Seki & Co. Inc.  
Subcontracted Local Consultant:  
TBAH Consultants  
Architects, Engineers  


Raghadan Bus Terminal  
Drawing title:  
Foundation R.C Details  
ZONE 2

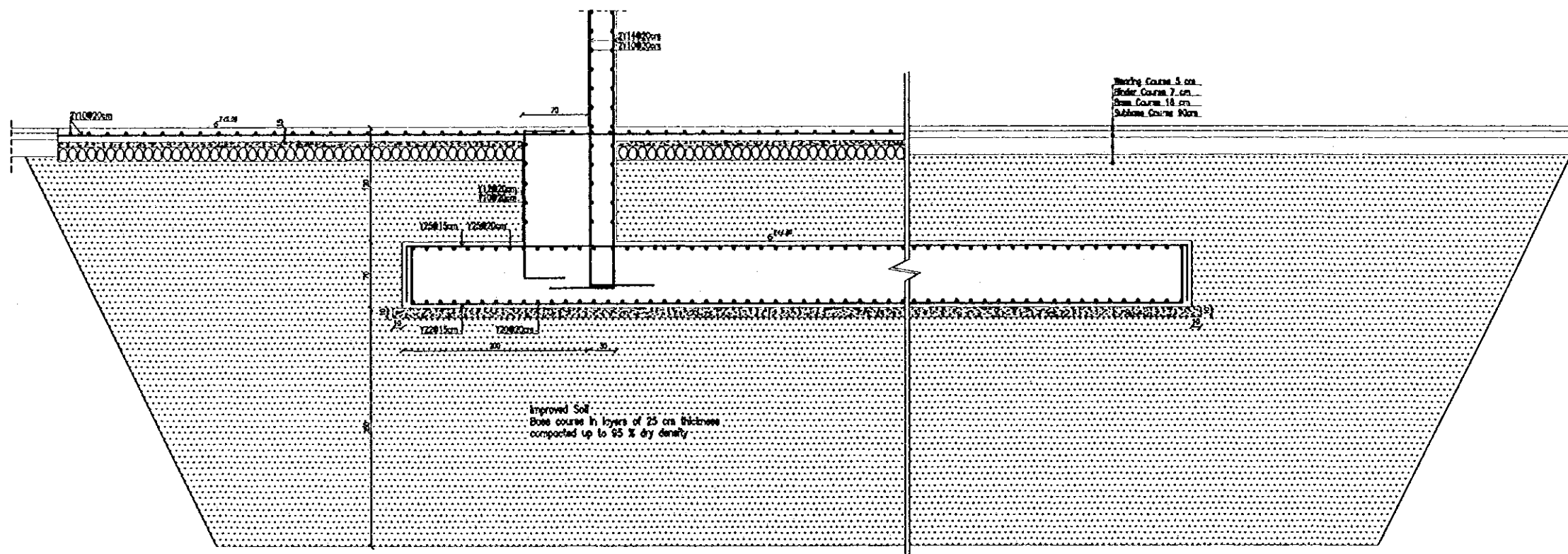
Scale: 1:25  
Drawing No.: RBT. S210-2

Tourism Sector Development Project  
in the Hashemite Kingdom of Jordan

The Government of  
the Hashemite Kingdom of Jordan  
The Ministry of Tourism and Antiquities  
The Ministry of Planning

Sub-Project:  
Amman Downtown  
Tourist Zone Development

Note:  
• This detailed design has been executed by a team  
of consultants as shown below in accordance with  
the agreement between Japan International  
Cooperation Agency (JICA) and JICA Study  
Team.  
• The copyright of this drawing rests with JICA.



Section B - B  
1:25

Designed by:

Japan International Cooperation  
Agency (JICA)

JICA Study Team:

Joint Venture of  
Pacific Consultants International and  
Yamashi & Sekkei Inc.

Subcontracted Local Consultant:

TIBAH Consultants  
Architects, Engineers

Logo of TIBAH Consultants

Raghadan Bus Terminal

Drawing Title:

Foundation R.C Details  
ZONE 2

Scale:  
1:25

Drawing No.:  
RBT. S210-3

COLUMNS SCHEDULE

FLOOR COLUMN NO.	REMARKS	First Floor	Second Floor
C3	SIZE (cm)	#50	#50
	REINFORCEMENT	26Y16	25Y12
	STIRRUPS	Y10 Spiral at 5 cm Pitch	Y10 Spiral at 5 cm Pitch
C7	SIZE (cm)	#50	60X25
	REINFORCEMENT	26Y12	12Y18
	STIRRUPS	Y10 Spiral at 5 cm Pitch	As shown
C9	SIZE (cm)	#50	
	REINFORCEMENT	26Y18	
	STIRRUPS	Y10 Spiral at 5 cm Pitch	
C17	SIZE (cm)		30X30
	REINFORCEMENT		8Y14
	STIRRUPS		As shown
C18	SIZE (cm)	50X30	
	REINFORCEMENT	12Y18	
	STIRRUPS	As shown	
C19	SIZE (cm)	60X30	
	REINFORCEMENT	14Y14	
	STIRRUPS	As shown	
C20	SIZE (cm)	60X30	
	REINFORCEMENT	16Y12	
	STIRRUPS	As shown	

COLUMNS SCHEDULE

FLOOR COLUMN NO.	REMARKS	First Floor	Second Floor
C21	SIZE (cm)	#50	#50
	REINFORCEMENT	26Y16	26Y16
	STIRRUPS	Y10 Spiral at 5 cm Pitch	Y10 Spiral at 5 cm Pitch
C22	SIZE (cm)	30X60	
	REINFORCEMENT	13Y20	
	STIRRUPS	As shown	
C23	SIZE (cm)	#50	#50
	REINFORCEMENT	26Y16	26Y25
	STIRRUPS	Y10 Spiral at 5 cm Pitch	Y10 Spiral at 5 cm Pitch
C24	SIZE (cm)	#50	#50
	REINFORCEMENT	26Y20	26Y18
	STIRRUPS	Y10 Spiral at 5 cm Pitch	Y10 Spiral at 5 cm Pitch
C25	SIZE (cm)	30X60	30X25
	REINFORCEMENT	13Y18	8Y16
	STIRRUPS	As shown	As shown
C26	SIZE (cm)	#50	
	REINFORCEMENT	26Y20	
	STIRRUPS	Y10 Spiral at 5 cm Pitch	
C27	SIZE (cm)	#50	#70
	REINFORCEMENT	26Y20	26Y20
	STIRRUPS	Y10 Spiral at 5 cm Pitch	Y10 Spiral at 5 cm Pitch

COLUMNS SCHEDULE

FLOOR COLUMN NO.	REMARKS	First Floor	Second Floor
C28	SIZE (cm)	#70	#70
	REINFORCEMENT	28Y20	28Y12
	STIRRUPS	Y10 Spiral at 5 cm Pitch	Y10 Spiral at 5 cm Pitch
C29	SIZE (cm)	#50	60X30
	REINFORCEMENT	26Y12	14Y18
	STIRRUPS	Y10 Spiral at 5 cm Pitch	As shown
C30	SIZE (cm)	#70	#70
	REINFORCEMENT	28Y25	28Y12
	STIRRUPS	Y10 Spiral at 5 cm Pitch	Y10 Spiral at 5 cm Pitch
C31	SIZE (cm)	30X60	30X60
	REINFORCEMENT	13Y16	13Y14
	STIRRUPS	As shown	As shown
C32	SIZE (cm)	#50	#50
	REINFORCEMENT	26Y14	26Y12
	STIRRUPS	Y10 Spiral at 5 cm Pitch	Y10 Spiral at 5 cm Pitch
C33	SIZE (cm)	#50	#50
	REINFORCEMENT	26Y12	26Y14
	STIRRUPS	Y10 Spiral at 5 cm Pitch	Y10 Spiral at 5 cm Pitch
C34	SIZE (cm)	#50	#50
	REINFORCEMENT	26Y14	26Y25
	STIRRUPS	Y10 Spiral at 5 cm Pitch	Y10 Spiral at 5 cm Pitch

Tourism Sector Development Project  
In the Hashemite Kingdom of Jordan

The Government of  
the Hashemite Kingdom of Jordan  
The Ministry of Tourism and Antiquities  
The Ministry of Planning

Sub-Project:  
Amman Downtown  
Tourist Zone Development





Note:  
• This detailed design has been executed by a team of consultants as shown below in accordance with the agreement between Japan International Cooperation Agency (JICA) and JICA Study Team.  
• The copyright of this drawing rests with JICA.

Designed by:  
Japan International Cooperation Agency (JICA)  
JICA Study Team:  
Joint Venture of  
Pacific Consultants International and  
Yamasaki Sekkel Inc.  
Subcontracted Local Consultant:  
TIBAH Consultants  
Architects, Engineers

Raghadan Bus Terminal  
Drawing Title:  
Columns R.C Details  
ZONE 2

Scale: 1:20 Drawing No: RBT. S220-1

**COLUMNS SCHEDULE**

FLOOR COLUMN NO.	REMARKS	First Floor	Second Floor
C35	SIZE ( cm )	#60	#60
	REINFORCEMENT	28Y16	28Y12
			
	STIRRUPS	Y10 Spiral of 5 cm Pitch	Y10 Spiral of 5 cm Pitch
C36	SIZE ( cm )	#70	#70
	REINFORCEMENT	28Y25	28Y12
			
	STIRRUPS	Y10 Spiral of 5 cm Pitch	Y10 Spiral of 5 cm Pitch

Tourism Sector Development Project  
in the Hashemite Kingdom of Jordan

The Government of  
the Hashemite Kingdom of Jordan  
The Ministry of Tourism and Antiquities  
The Ministry of Planning

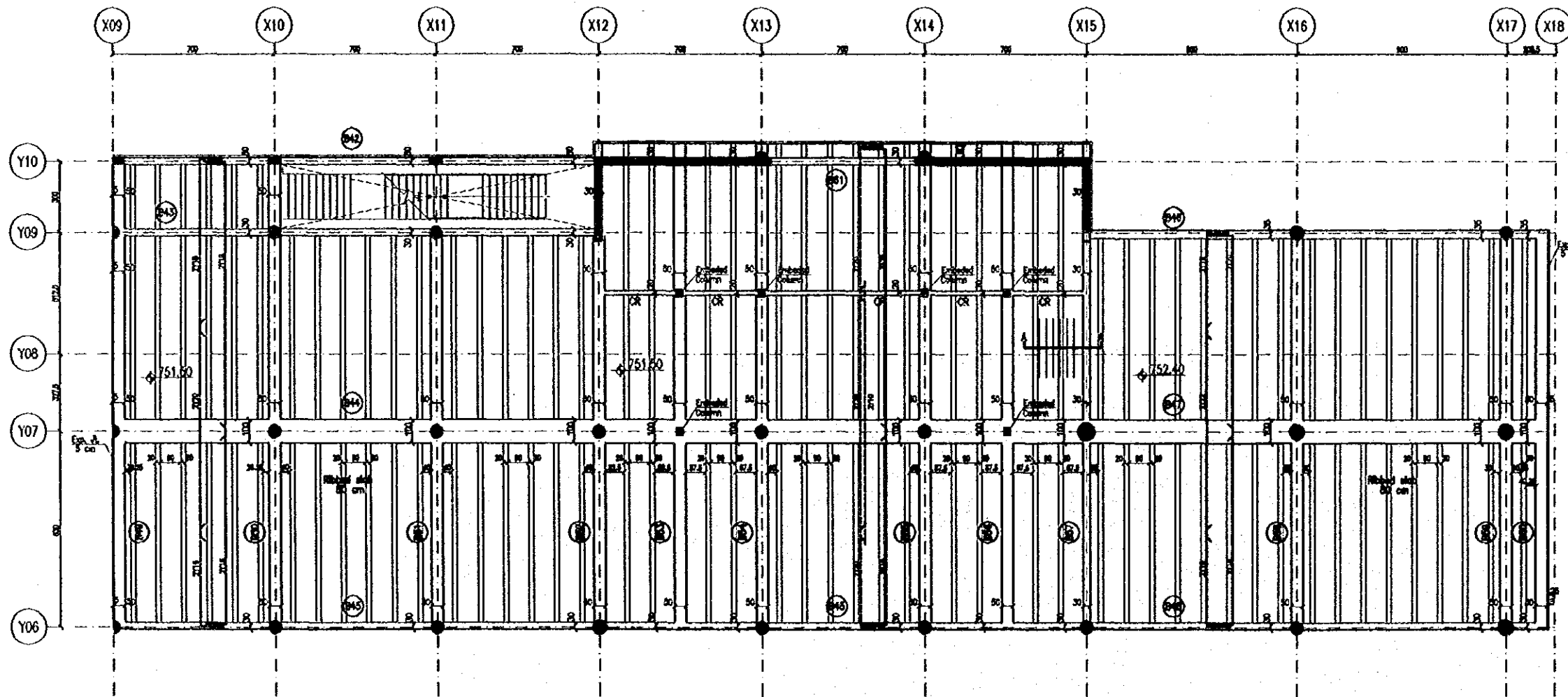
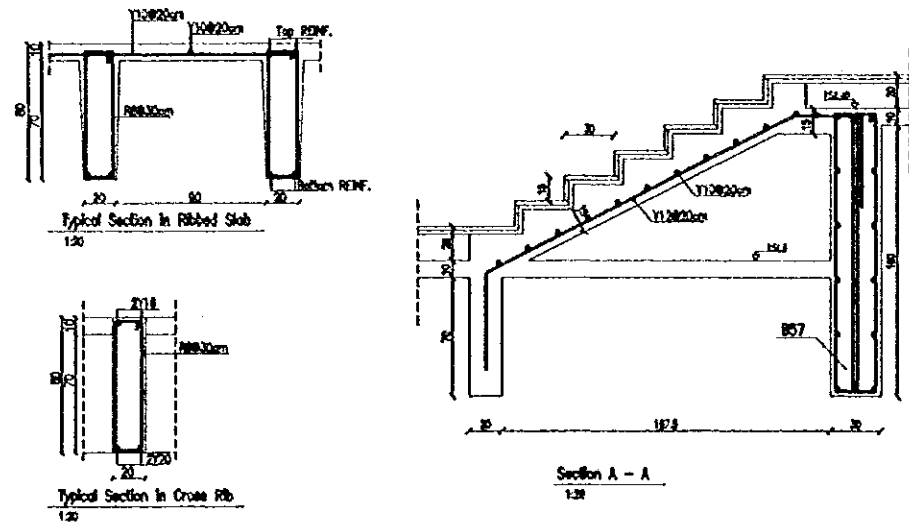
Sub-Project:  
Amman Downtown  
Tourist Zone Development

Note:  
• This detailed design has been prepared by a team of consultants as shown below in accordance with the agreement between Japan International Cooperation Agency (JICA) and JICA Study Team.  
• The copyright of this drawing rests with JICA.

Designed by:  
Japan International Cooperation Agency (JICA)  
JICA Study Team:  
Joint Venture of Pacific Consultants International and Yamashita Sekkel Inc.  
Subcontracted Local Consultant:  
TIBAH Consultants Architects, Engineers  


Raghadan Bus Terminal  
Drawing Title:  
Columns R.C Details  
ZONE 2

Scale: 1:20 Drawing No.: RBT. S220-2



Second floor slab framing plan - Zone 2  
1:100

Tourism Sector Development Project  
in the Hashemite Kingdom of Jordan

The Government of  
the Hashemite Kingdom of Jordan  
The Ministry of Tourism and Antiquities  
The Ministry of Planning

Sub-Project:  
Amman Downtown  
Tourist Zone Development

Note:  
• This detailed design has been executed by a team  
of consultants as shown below in accordance with  
the agreement between Japan International  
Cooperation Agency (JICA) and JICA Study  
Team.  
• The copyright of this drawing rests with JICA.

Designed by:

Japan International Cooperation  
Agency (JICA)

JICA Study Team:

Joint Venture of  
Pacific Consultants International and  
Yamashita Sekrei Inc.

Subcontracted Local Consultant:

TIBAH Consultants  
Architects, Engineers



Raghadan Bus Terminal

Drawing Title:

Second Floor Slab Framing  
And R.C Details - ZONE 2

Scale:  
1:100

Drawing No.:  
RBT. S232

Tourism Sector Development Project  
In the Hashemite Kingdom of Jordan

The Government of  
the Hashemite Kingdom of Jordan  
The Ministry of Tourism and Antiquities  
The Ministry of Planning

Sub-Project:  
Amman Downtown  
Tourist Zone Development

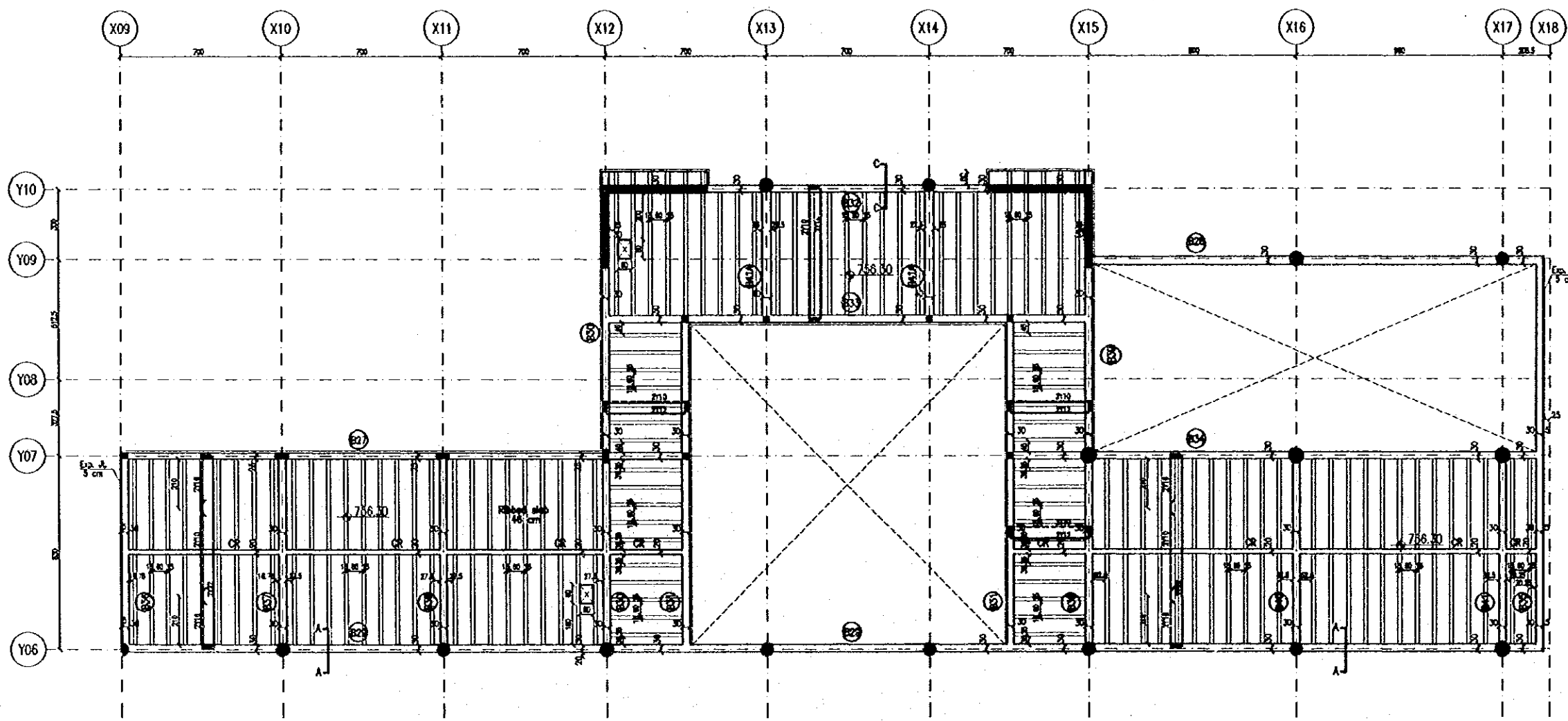
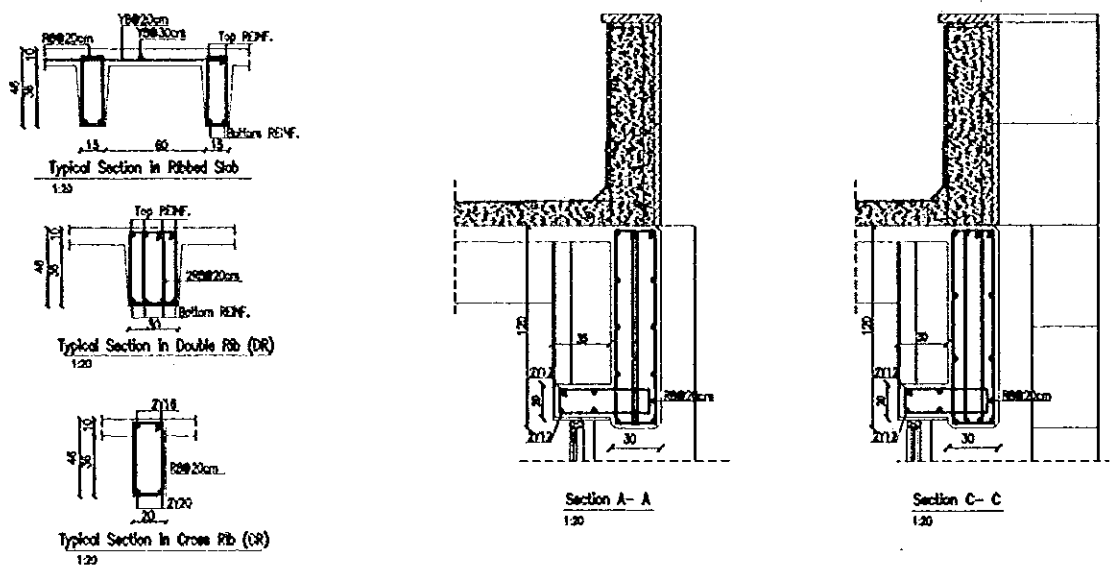
Note:  
• This detailed design has been executed by a team of consultants as shown below in accordance with the agreement between Japan International Cooperation Agency (JICA) and JICA Study Team.  
• The copyright of this drawing rests with JICA.

Designed by:  
Japan International Cooperation Agency (JICA)  
JICA Study Team:  
Joint Venture of Pacific Consultants International and Yamato Sekkei Inc.  
Subcontracted Local Consultant:  
TIBAH Consultants Architects Engineers  


Raghadan Bus Terminal

Drawing Title:  
Roof Floor Slab Framing  
And R.C Details - ZONE 2

Scale:  
1:100  
Drawing No.:  
RBT. S233



Tourism Sector Development Project  
in the Hashemite Kingdom of Jordan

The Government of  
the Hashemite Kingdom of Jordan  
The Ministry of Tourism and Antiquities  
The Ministry of Planning

Sub Project:  
Amman Downtown  
Tourist Zone Development

Note:  
• This detailed design has been executed by a team of consultants as shown below in accordance with the agreement between Japan International Cooperation Agency (JICA) and JICA Study Team.  
• The copyright of this drawing rests with JICA.

Designed by:  
Japan International Cooperation Agency (JICA)  
JICA Study Team:  
Joint Venture of Pacific Consultants International and Yamashita Sekkei Inc.

Subcontracted Local Consultant:  
TIBAH Consultants  
Architects Engineers

Raghadan Bus Terminal  
Drawing Title:  
Second Floor Slab Beams  
R.C Details - ZONE 2

Scale:  
As shown

Drawing No.:  
RBT. S242-1

