


Tourism Sector Development Project  
in the Hashemite Kingdom of Jordan

The Government of  
the Hashemite Kingdom of Jordan  
The Ministry of Tourism and Antiquities  
The Ministry of Planning

Sub-Project:  
Amman Down Town Tourist Zone

Note:  
This detailed design has been executed by a team  
of consultants as shown below in accordance with  
the agreement between Japan International  
Cooperation Agency (JICA) and JICA Study  
Team.  
The copyright of this drawing rests with JICA.  
The depth of excavation for footing and bearing  
capacity of the soil should be verified by the  
contractor according to site conditions.  
The assumed bearing capacity for the soil is 2  
kg/cm<sup>2</sup>.

Designed by:  
Japan International Cooperation  
Agency (JICA)  
JICA Study Team:  
Joint Venture of  
Pacific Consultants International and  
Yamashita Sekkei Inc.  
Subcontracted Local Consultant:  
TBAH Consultants  
Architects, Engineers  


DATE | JUNE-10 / 2000

Tourist Trails

Drawing title:  
Old Municipality Plaza  
R.C. Details

Scale: | Drawing No.:  
As shown | AD.ST-004





Note:  
This detailed design has been executed by a team  
of consultants as shown below in accordance with  
the agreement between Japan International  
Cooperation Agency (JICA) and JICA Study  
Team.  
The copyright of this drawing rests with JICA.

**GENERAL NOTE :-**

IF THERE IS ANY DISCREPANCY BETWEEN THE FOLLOWING NOTES AND THE TECHNICAL SPECIFICATION, THE TECHNICAL SPECIFICATION SUPERSEDES THESE NOTES.

**A- AIR CONDITIONING & HEATING VENTILATION :-**

- 1- THESE MECHANICAL DRAWING SHALL BE USED FOR ALL AIR CONDITIONING, HEATING VENTILATING SYSTEM PURPOSE ONLY, DO NOT SCALE FROM THESE DRAWING.
- 2- THESE MECHANICAL DRAWING SHALL BE READ IN CONJUNCTION WITH ALL OTHER RELEVANT DRAWINGS OF DIFFERENT TRADES FOR CO-ORDINATION PURPOSE.
- 3- THE CONTRACTOR OR CONTRACTORS SHALL PROVIDE COMPLETE SHOP DRAWINGS PRIOR TO COMMENCING OF WORK.
- 4- ALL MECHANICAL EQUIPMENTS AND ITEM REGARDING TO HVAC WORKS SHALL BE SUBMITTED FOR APPROVAL PRIOR TO ORDERING.
- 5- ALL INDICATING SIZES OF AIR OUTLETS ( DIFFUSERS, REGISTERS, GRILLES ) ARE THE ACTUAL NECK SIZES.
- 6- ALL REFRIGERANT SUCTION LINE SHALL BE COVERED WITH 1" ARMAFLEX INSULATION.
- 7- ALL REFRIGERANT SUCTION & LIQUID LINE EXPOSED ON ROOF SHALL HAVE AN ADDITIONAL 22 GAUGE ALUMINUM METAL COVER.
- 8- ALL A/C EQUIPMENT DRAIN TO BE CONNECTED TO NEAREST FLOOR DRAIN, UNLESS INDICATED OTHERWISE ON DRAWINGS.
- 9- ALL CHILLED, HOT & COOLING TOWER PIPING SHALL BE WELDED BLACK STEEL STANDARD WEIGHT WITH MALLEABLE WROUGHT IRON SCREWED FITTING FOR PIPES UP TO 2" IN DIAMETER AND WELDED FITTINGS FOR PIPES OVER 2" IN DIAMETER.
- 10- THE AUTOMATIC AIR VENT SHALL BE INSTALLED ON HIGHEST POINT OF SYSTEM INDIVIDUALLY ON EACH SEPERATE RISER.
- 11- ALL CONDENSATE DRAIN PIPING SHALL BE GALVANIZED STEEL WITH GALVANIZED SCREWED FITTINGS OR PVC TO BS4514.
- 12- INSULATION OF HVAC PIPING SYSTEM SHALL BE AS PER TECHNICAL SPECIFICATION.
- 13- HEATING PIPE IN THE BOILER ROOM AND IN THE SHAFTS SHOULD BE BLACK STEEL PIPES & ALL PIPES UNDER TILE SHOULD BE PEK PIPE IN SLEEVES.

**B- PLUMBING :-**

- 1- THESE PLUMBING DRAWINGS SHALL BE USED FOR PLUMBING PURPOSE ONLY, DO NOT SCALE FROM THESE DRAWINGS.
- 2- THESE PLUMBING DRAWING SHALL BE READ IN CONJUNCTION WITH ALL OTHER RELEVANT DRAWINGS OF DIFFERENT TRADES FOR CO-ORDINATION PURPOSE.
- 3- THE CONTRACTOR OR CONTRACTORS SHALL PROVIDE COMPLETE SHOP DRAWINGS PRIOR TO COMMENCING OF WORK.
- 4- ALL EQUIPMENTS & SANITARY FIXTURES AND ANY ITEM RELATED TO PLUMBING WORKS SHALL BE SUBMITTED FOR APPROVAL PRIOR TO ORDERING.
- 5- ALL ABOVE GROUND DRAINAGE PIPE WORKS (RAIN WATER, SOIL, WASTE & VENT PIPES) SHALL BE SUBMITTED FOR APPROVAL PRIOR TO ORDERING.
- 6- ALL COLD & HOT WATER LINE S SHALL BE GALVANIZED IRON PIPES & PVC PIPES WITH SLEEVES.
- 7- ISOLATING GATE VALVE SHOULD BE PROVIDED IN EVERY INDIVIDUAL TOILETS BATH ROOM & KITCHEN.
- 8- ALL UNDER GROUND DRAINAGE PIPES CONNECTED TO MANHOLES, SEPTIC TANK PER COLATING PIT, SHALL BE UPVC TO BS 4860 AS MANUFACTURED BY MARLEY OF APPROVED EQUAL.
- 9- ALL DOMESTIC WATER PIPES SHALL BE INSULATED AS PER TECHNICAL SPECIFICATION.

SYMBOL	DESCRIPTION	SYMBOL	DESCRIPTION
—S—	SOIL PIPE / WASTE PIPE	FD	FREE DISCHARGE
—RW—	RAIN WATER PIPE	M	MANHOLE
—OF—	OVER FLOW PIPE	HL	HIGH LEVEL
—V—	VENT PIPE	CL	COVERT LEVEL
—DCWS—	DOMESTIC COLD WATER SUPPLY	INLL	INLET LEVEL
—DHS—	DOMESTIC HOT WATER SUPPLY	OUTL	OUTLET LEVEL
—DHR—	DOMESTIC HOT WATER RETURN	UT	UNDER TILE
—I—	IRRIGATION WATER	UC	UNDER GROUND
—TS—	TANK SUPPLY PIPE	US	UNDER SLAB
—FW—	POTABLE WATER PIPE	TLOP	TOP LEVEL OF PIPE
—EXP—	EXPANSION LINE	BLOP	BOTTOM LEVEL OF PIPE
—HWS—	HEATING WATER SUPPLY PIPE	CLP	GALVANISED LINE PIPE
—HWR—	HEATING WATER RETURN PIPE	DM	DROP MANHOLE
HB	HOSE BIB	WM	WATER METER
FV	FLOAT VALVE	WC	WALL CLEAN OUT
PEU	PIPE ELBOW UP	FC	FLOOR CLEAN OUT
PTU	PIPE TEE UP	BFS	BELOW FLOOR SLAB
PED	PIPE ELBOW DOWN	UC	UNDER GROUND
PTD	PIPE TEE DOWN	IN	IN WALL
CR	CAST IRON RADIATOR	DN	DOWN
SS/SV	SOIL STACK / STACK VENT	□	MANHOLE
W	WASTE	■	BALCONY DRAIN
VS	VENT STACK	■*	ROOF DRAIN
RW	RAIN WATER	■	FLOOR DRAIN
FD	FLOOR DRAIN	⊙	ROOF VENT CAP
RD/BD	ROOF DRAIN / BALCONY DRAIN	⊖	CLAENOUT FOR UNBURRIED PIPES
RVC	ROOF VENT CAP	⊠	FIRE HOSE REEL CABINETES

Designed by:

Japan International Cooperation Agency (JICA)

JICA Study Team:

Joint Venture of  
Pacific Consultants International and  
Yamasita Sekkel Inc.

Subcontracted Local Consultant:

TBAH Consultant's  
Architects, Engineers



DATE: JUNE- 10 / 2000

Tourist Trails

Drawing Title:

GENERAL NOTES & LEGEND

Scale:

Drawing No.:

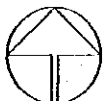
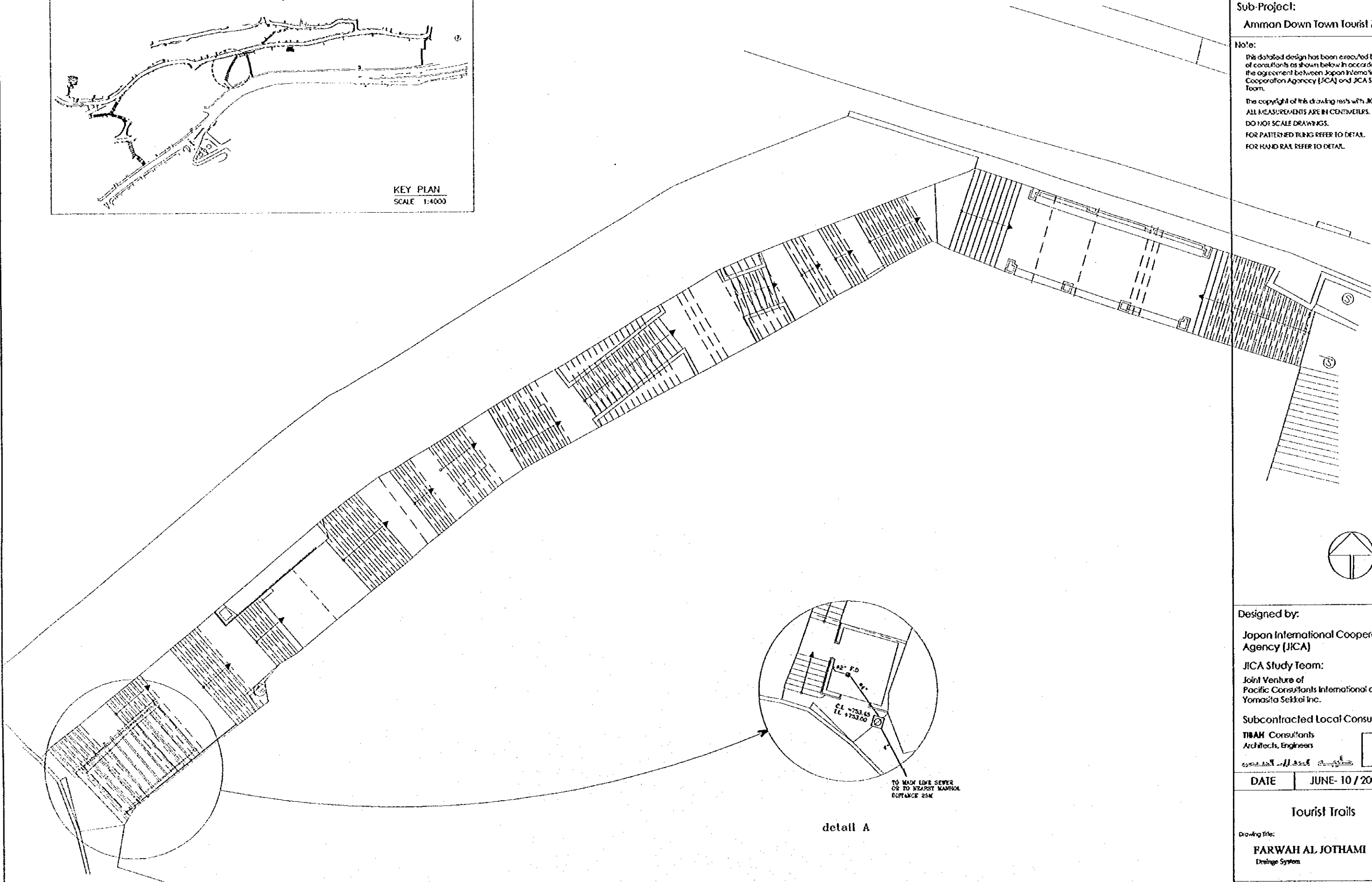
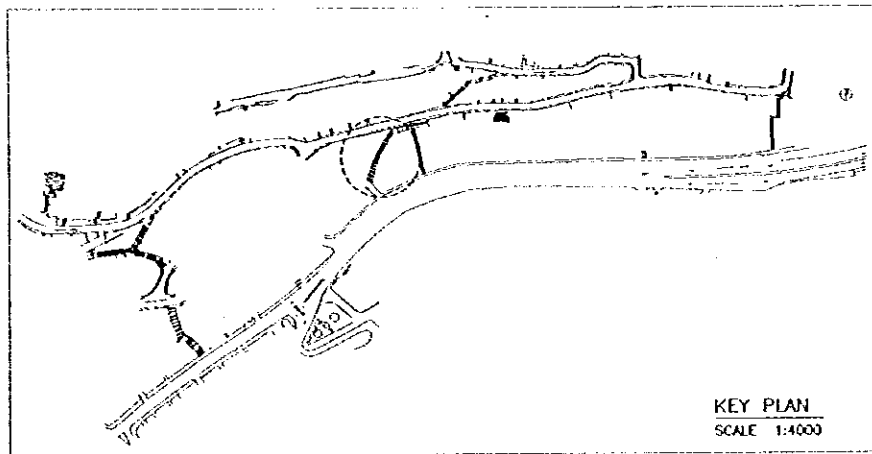
AD.MG-01

Tourism Sector Development Project  
in the Hashemite Kingdom of Jordan

The Government of  
the Hashemite Kingdom of Jordan  
The Ministry of Tourism and Antiquities  
The Ministry of Planning

Sub-Project:  
Amman Down Town Tourist Zone

Note:  
This detailed design has been executed by a team  
of consultants as shown below in accordance with  
the agreement between Japan International  
Cooperation Agency (JICA) and JICA Study  
Team.  
The copyright of this drawing rests with JICA.  
ALL MEASUREMENTS ARE IN CENTIMETERS.  
DO NOT SCALE DRAWINGS.  
FOR PATTERNED TILING REFER TO DETAIL.  
FOR HAND RAIL REFER TO DETAIL.



Designed by:  
Japan International Cooperation  
Agency (JICA)  
JICA Study Team:  
Joint Venture of  
Pacific Consultants International and  
Yomashita Sekkei Inc.  
Subcontracted Local Consultant:  
TIBAH Consultants  
Architects, Engineers

DATE | JUNE-10/2000

Tourist Trails  
Drawing Title:  
FARWAH AL JOTHAMI  
Drainage System

Scale: | Drawing No.:  
1:100 | AD.MT-01

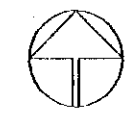
Tourism Sector Development Project  
in the Hashemite Kingdom of Jordan

The Government of  
the Hashemite Kingdom of Jordan  
The Ministry of Tourism and Antiquities  
The Ministry of Planning

Sub-Project:  
Amman Down Town Tourist Zone

Note:  
This detailed design has been executed by a team  
of consultants as shown below in accordance with  
the agreement between Japan International  
Cooperation Agency (JICA) and JICA Study  
Team.  
The copyright of this drawing rests with JICA.

C.L. :- COVER LEVEL  
I.L. :- INVERT LEVEL



Designed by:  
Japan International Cooperation  
Agency (JICA)

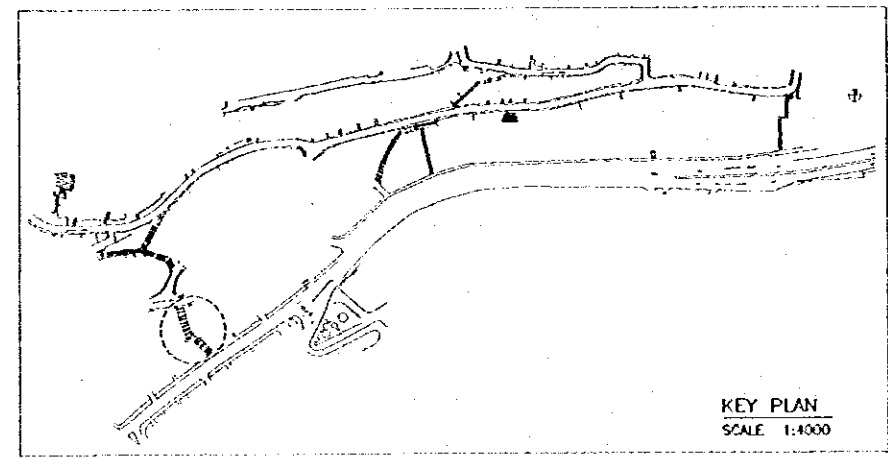
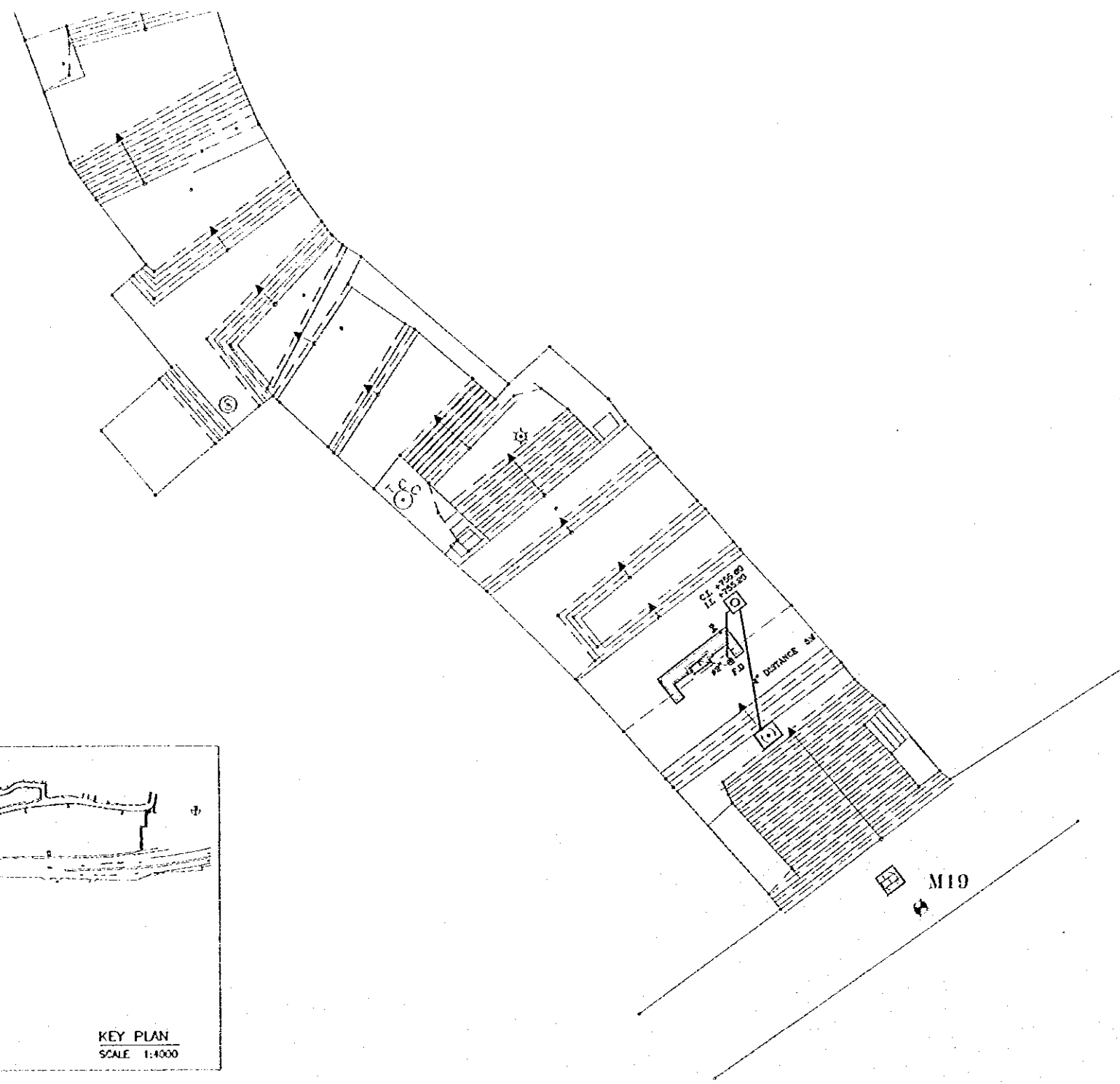
JICA Study Team:  
Joint Venture of  
Pacific Consultants International and  
Yamashita Sekkei Inc.

Subcontracted Local Consultant:  
TIBAH Consultants  
Architects, Engineers

DATE: JUNE-10/2000

Tourist Trails  
Drawing Title:  
HASHMI STAIRWAY -1  
DRAINAGE SYSTEM

Scale: 1:100  
Drawing No.: AD.MT-02

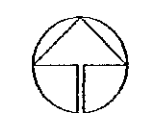


Tourism Sector Development Project  
in the Hashemite Kingdom of Jordan

The Government of  
the Hashemite Kingdom of Jordan  
The Ministry of Tourism and Antiquities  
The Ministry of Planning

Sub-Project:  
Amman Down Town Tourist Zone

Note:  
This detailed design has been executed by a team  
of consultants as shown below in accordance with  
the agreement between Japan International  
Cooperation Agency (JICA) and JICA Study  
Team.  
The copyright of this drawing rests with JICA.



Designed by:  
Japan International Cooperation  
Agency (JICA)

JICA Study Team:  
Joint Venture of  
Pacific Consultants International and  
Yamashita Sekkei Inc.

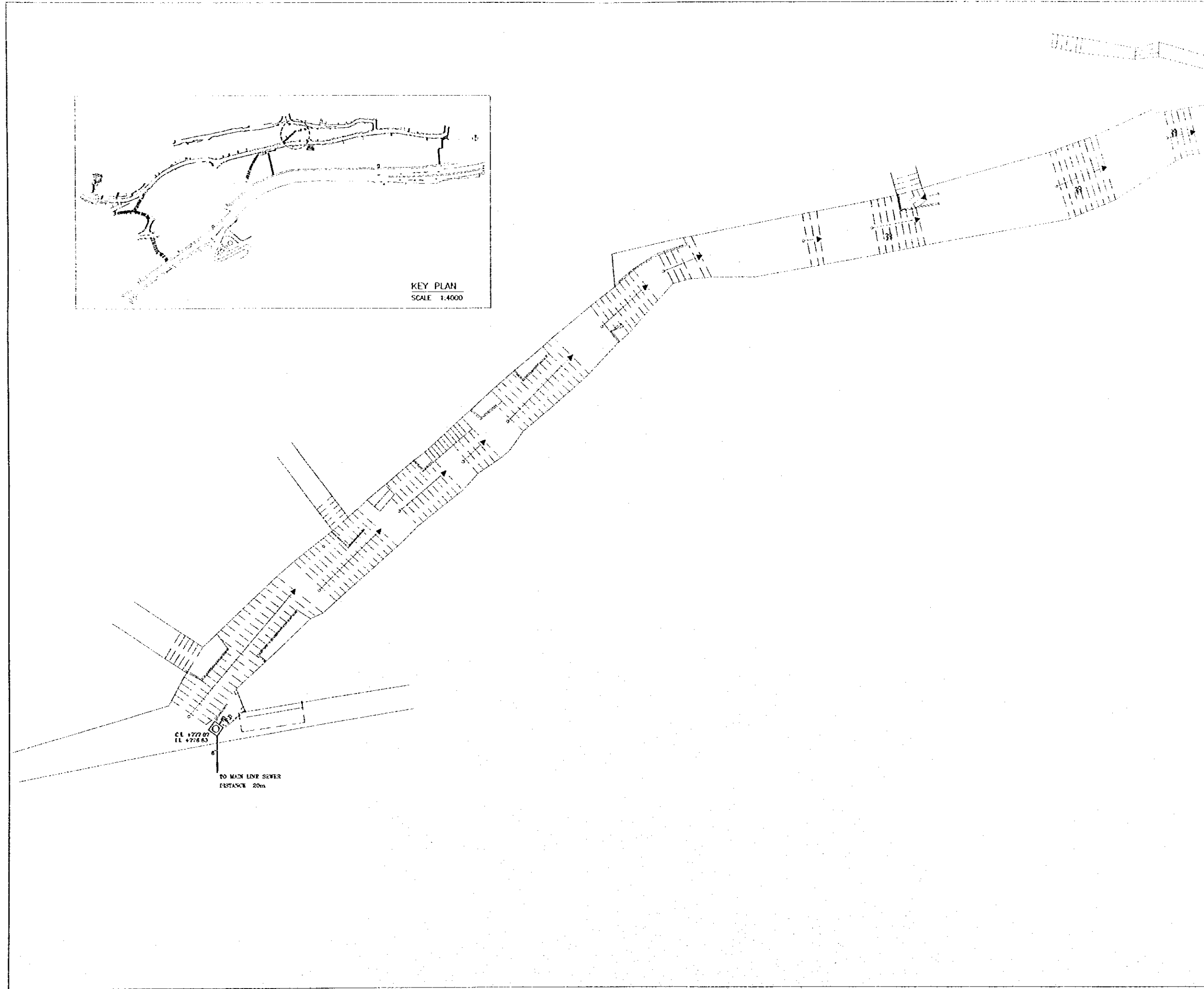
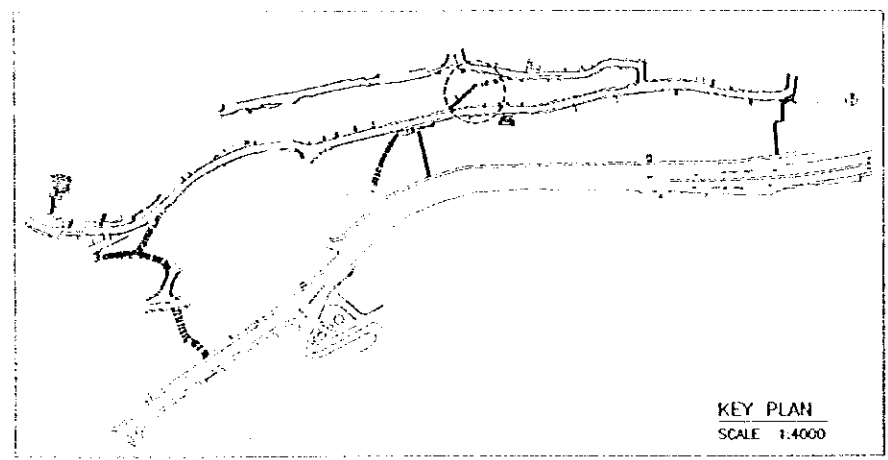
Subcontracted Local Consultant:  
TIBAH Consultants  
Architects, Engineers

DATE	JUNE-10/2000
------	--------------

**Tourist Trails**

Drawing Title:  
**SALAMA BIN ALAKWA  
DRAINAGE SYSTEM**

Scale: 1:100	Drawing No.: AD.MT-03
-----------------	--------------------------



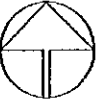
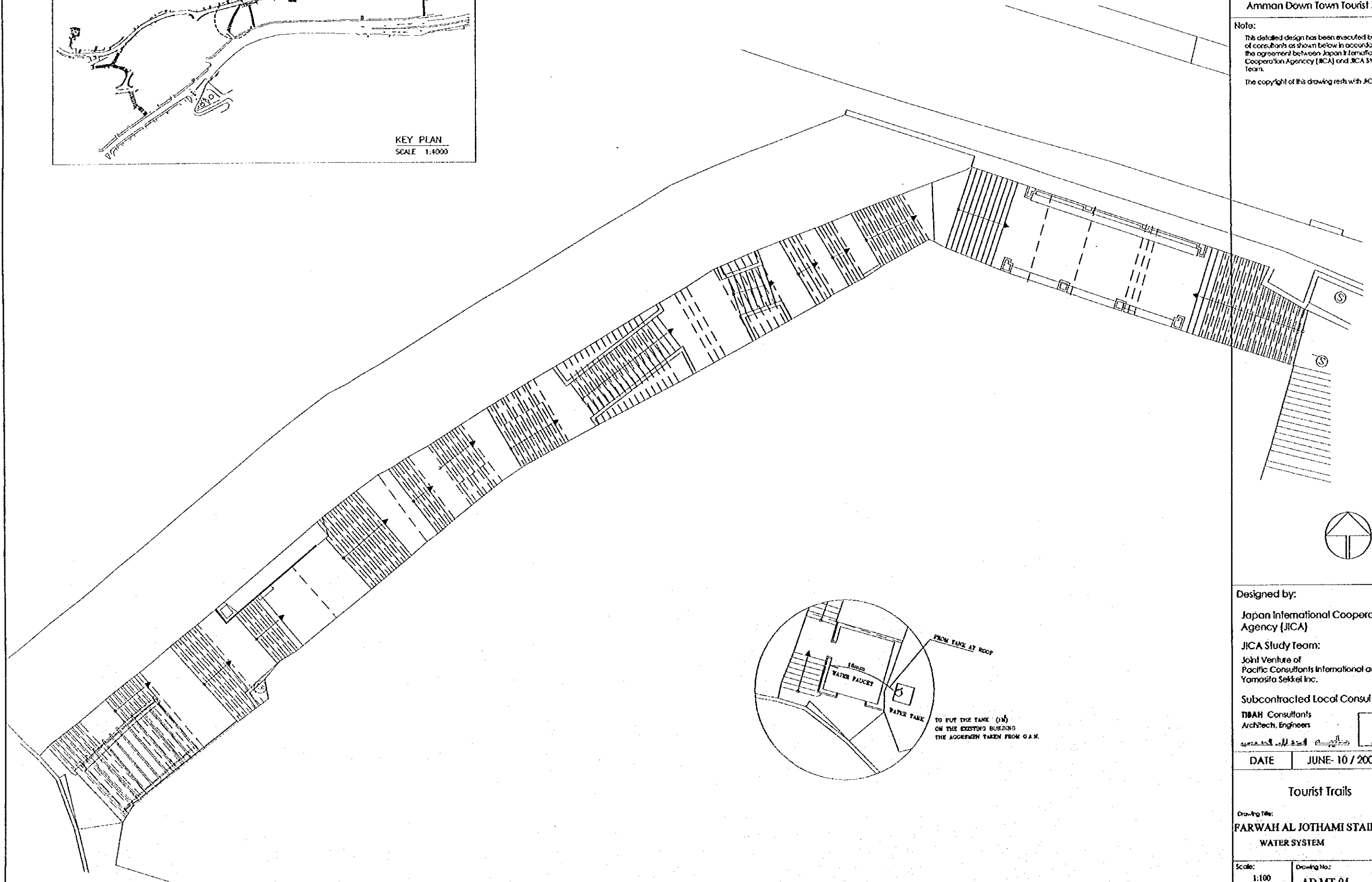
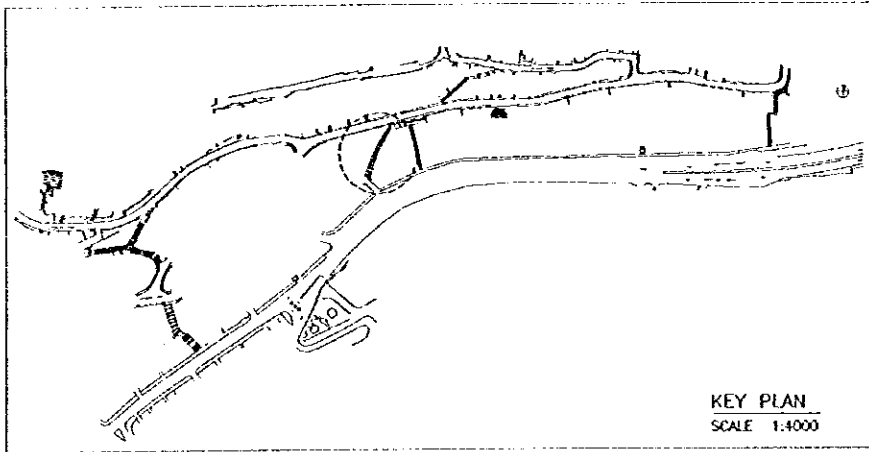


Tourism Sector Development Project  
in the Hashemite Kingdom of Jordan

The Government of  
the Hashemite Kingdom of Jordan  
The Ministry of Tourism and Antiquities  
The Ministry of Planning

Sub-Project:  
Amman Down Town Tourist Zone

Note:  
This detailed design has been executed by a team  
of consultants as shown below in accordance with  
the agreement between Japan International  
Cooperation Agency (JICA) and JICA Study  
Team.  
The copyright of this drawing rests with JICA.



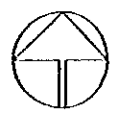
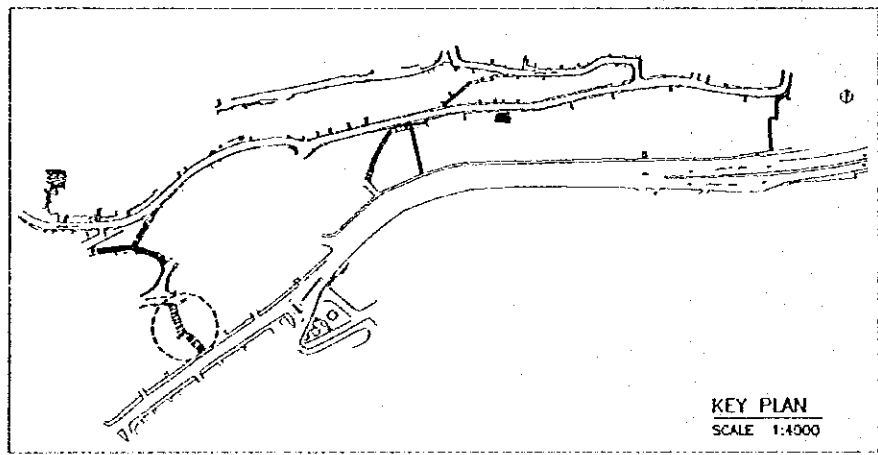
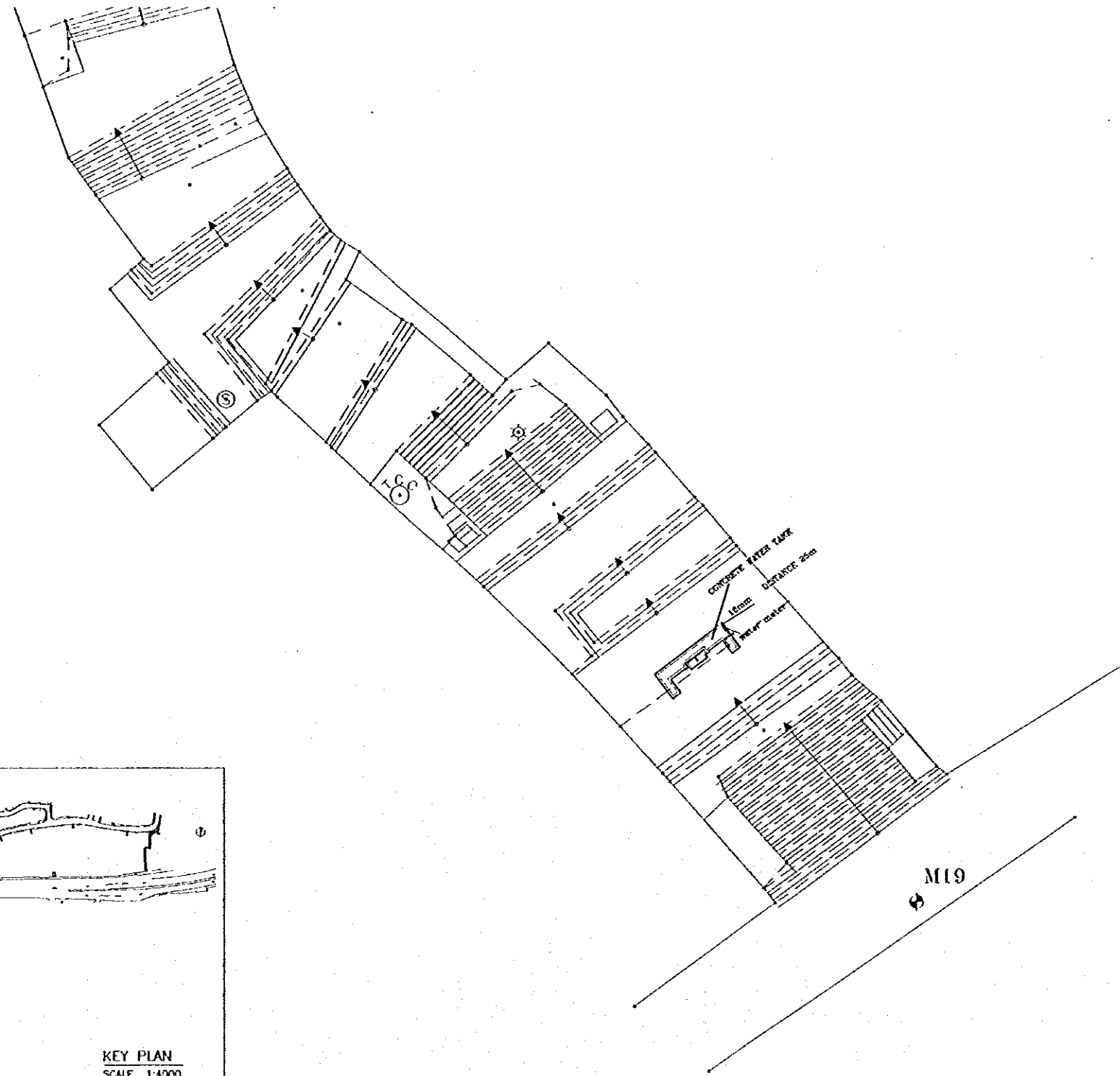
Designed by:  
Japan International Cooperation  
Agency (JICA)  
JICA Study Team:  
Joint Venture of  
Pacific Consultants International and  
Yamasita Sekkei Inc.  
Subcontracted Local Consultant:  
TIBAH Consultants  
Architects, Engineers

DATE JUNE-10 / 2000

Tourist Trails  
Drawing Title:  
FARWAH AL JOTHAMI STAIRWAY-2  
WATER SYSTEM

Scale: 1:100 Drawing No.: AD.MT-04

Note:  
This detailed design has been executed by a team  
of consultants as shown below in accordance with  
the agreement between Japan International  
Cooperation Agency (JICA) and JICA Study  
Team.  
The copyright of this drawing rests with JICA.



Designed by:  
Japan International Cooperation  
Agency (JICA)  
JICA Study Team:  
Joint Venture of  
Pacific Consultants International and  
Yamasa Seldel Inc.  
Subcontracted Local Consultant:  
TBAH Consultants  
Architects, Engineers

DATE JUNE-10/2000

Tourist Trails  
Drawing No.:  
HASHMI STAIRWAY -I  
WATER SYSTEM

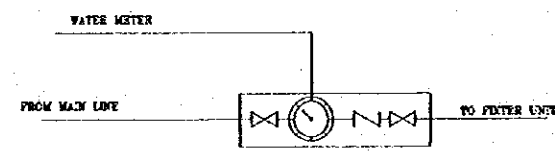
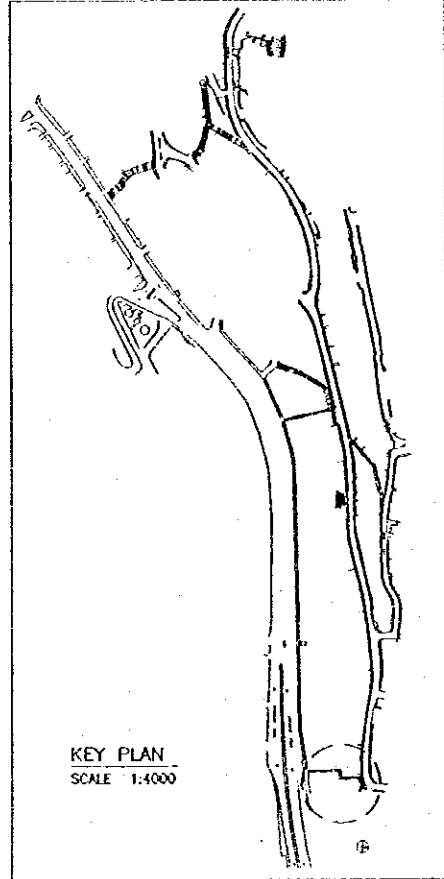
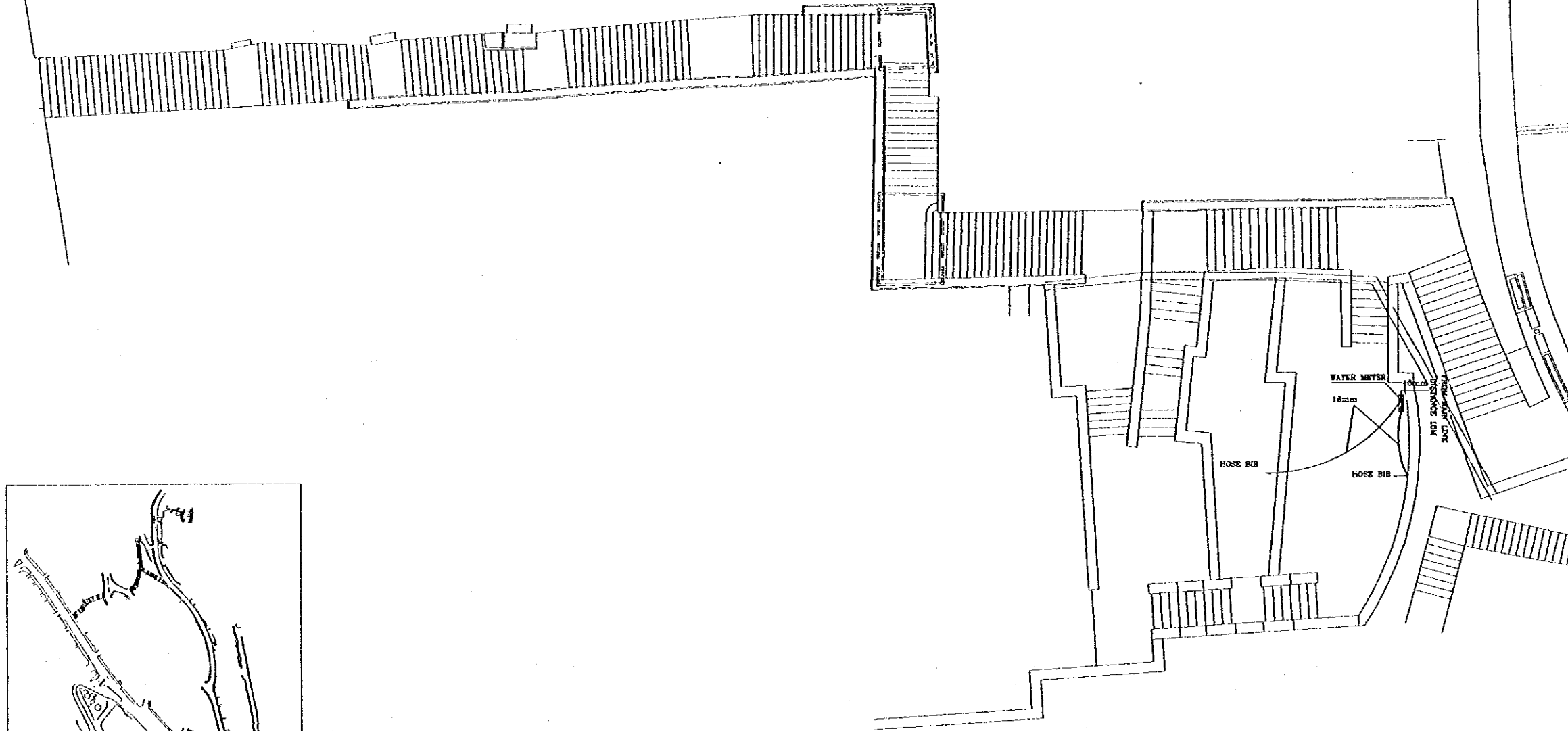
Scale: 1:100 Drawing No.: AD.MT-05

Tourism Sector Development Project  
in the Hashemite Kingdom of Jordan

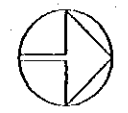
The Government of  
the Hashemite Kingdom of Jordan  
The Ministry of Tourism and Antiquities  
The Ministry of Planning

Sub-Project:  
Amman Down Town Tourist Zone

Note:  
This detailed design has been executed by a team  
of consultants as shown below in accordance with  
the agreement between Japan International  
Cooperation Agency (JICA) and JICA Study  
Team.  
The copyright of this drawing rests with JICA.



WATER METER DETAIL.



Designed by:  
Japan International Cooperation  
Agency (JICA)  
JICA Study Team:  
Joint Venture of  
Pacific Consultants International and  
Yamashita Sekkei Inc.  
Subcontracted Local Consultant:  
TIBAH Consultants  
Architects, Engineers

DATE JUNE- 10 / 2000

Tourist Trails  
Drawing Title:  
HASHMI STAIRWAY-9  
WATER SYSTEM

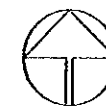
Scale: 1:100 Drawing No: AD.MT-06

Tourism Sector Development Project  
in the Hashemite Kingdom of Jordan

The Government of  
the Hashemite Kingdom of Jordan  
The Ministry of Tourism and Antiquities  
The Ministry of Planning

Sub-Project:  
Amman Down Town Tourist Zone

Note:  
This detailed design has been executed by a team  
of consultants as shown below in accordance with  
the agreement between Japan International  
Cooperation Agency (JICA) and JICA Study  
Team.  
The copyright of this drawing rests with JICA.



Designed by:  
Japan International Cooperation  
Agency (JICA)

JICA Study Team:  
Joint Venture of  
Pacific Consultants International and  
Yomosita Sekkei Inc.

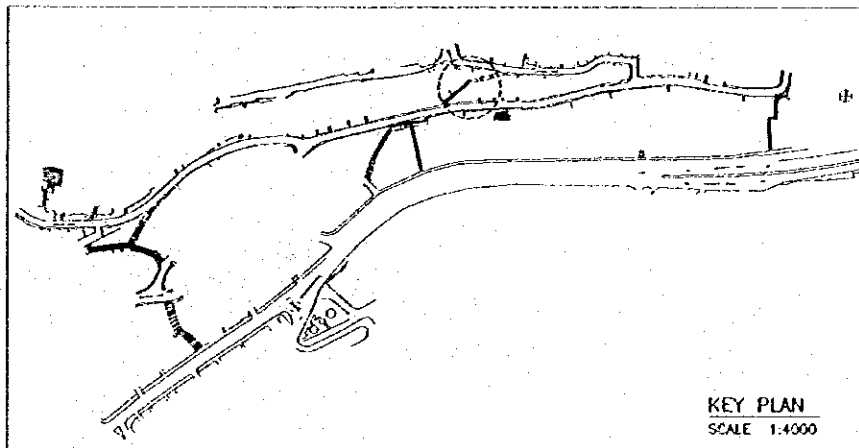
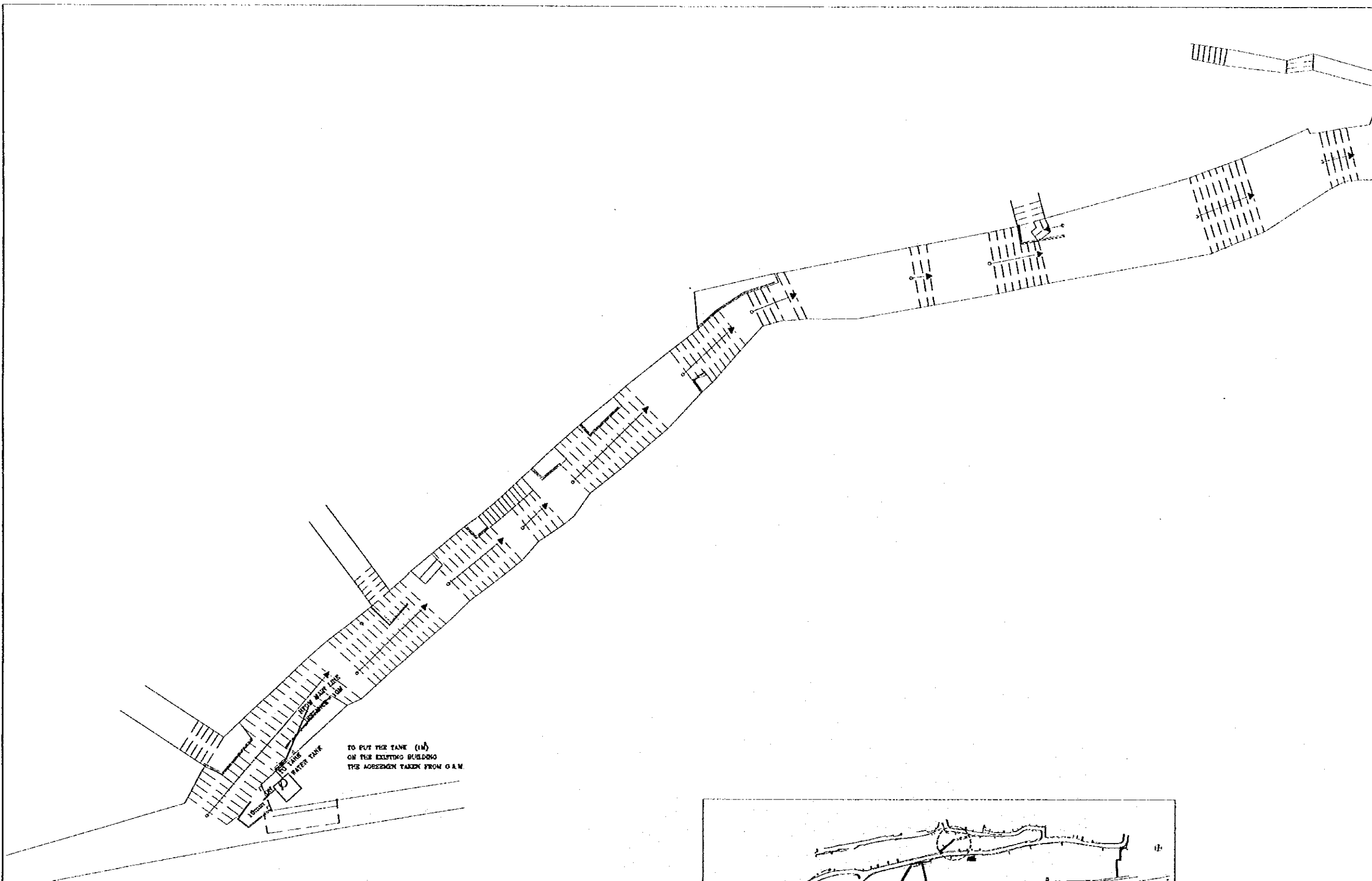
Subcontracted Local Consultant:  
TBAH Consultants  
Architects, Engineers

DATE | JUNE- 10 / 2000

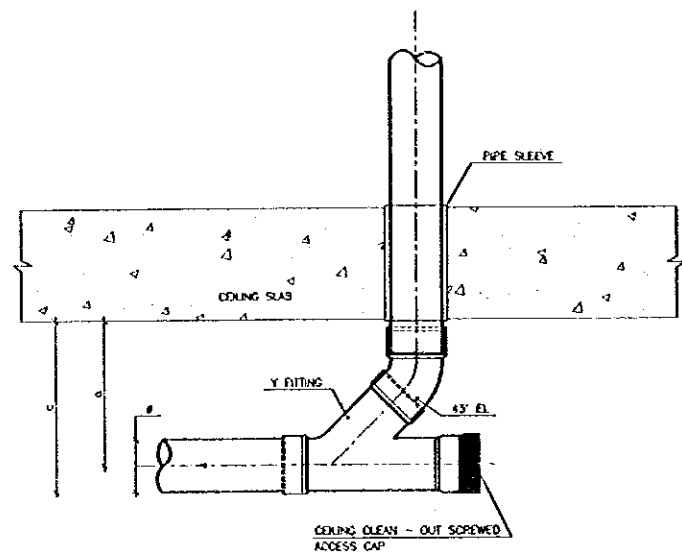
Tourist Trails

Drawing Title:  
SALAMA BIN AL AKWA-STAIRWAY  
WATER SYSTEM

Scale: 1:100 | Drawing No.: AD.MT-07

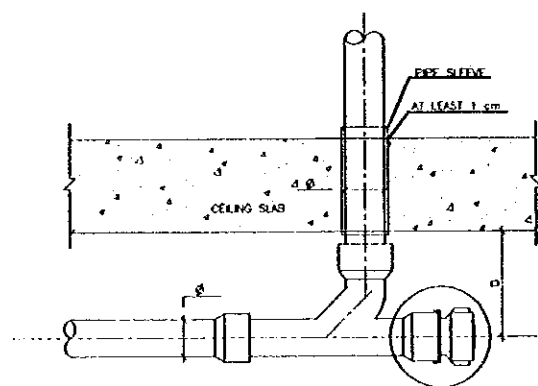
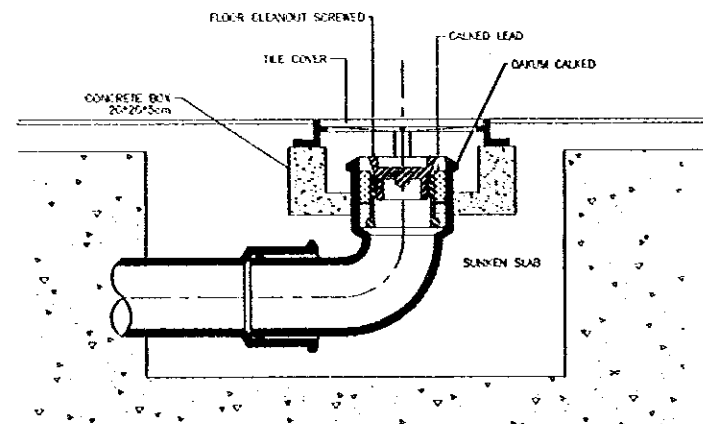
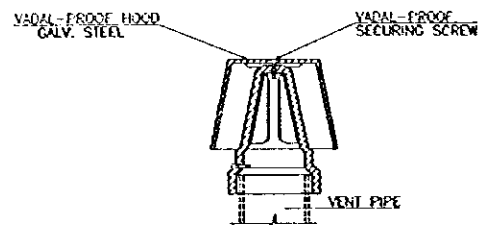


Note:  
This detailed design has been executed by a team  
of consultants as shown below in accordance with  
the agreement between Japan International  
Cooperation Agency (JICA) and JICA Study  
Team.  
The copyright of this drawing rests with JICA.



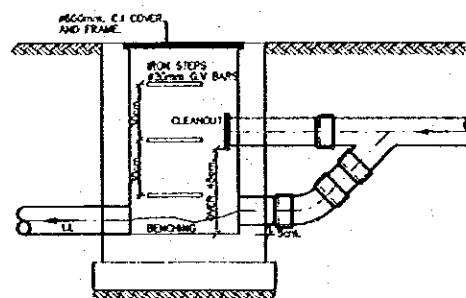
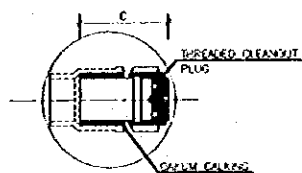
UPVC CEILING CLEAN-OUT DETAIL

#	3"	4"	5"
	(150mm)	(100mm)	(150mm)
c	255mm	310mm	440mm
b	220mm	250mm	360mm

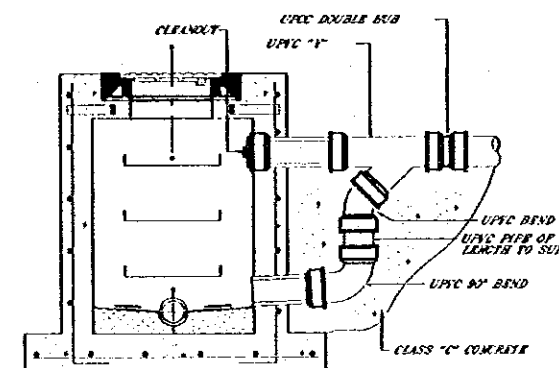


CEILING CLEANOUT  
DETAIL

#	3"	4"	5"
D	28.8 cm	30.8 cm	39.7 cm
C	12 cm	12.7 cm	12.7 cm

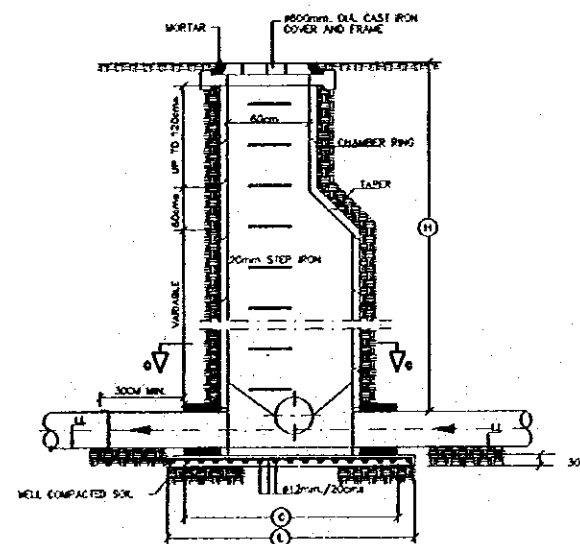


DROP MANHOLE DETAIL



NOTE  
ALL OTHER DETAILS SAME AS REGULAR MANHOLE

DROP MANHOLE



SEWAGE MANHOLE DETAIL

Designed by:  
Japan International Cooperation  
Agency (JICA)

JICA Study Team:  
Joint Venture of  
Pacific Consultants International and  
Yamasita Sekkel Inc.

Subcontracted Local Consultant:  
TIBAH Consultants  
Architects, Engineers

DATE: JUNE-10/2000

DATE: JUNE-10/2000

Tourist Trails

Drawing Title:  
DETAILS-1

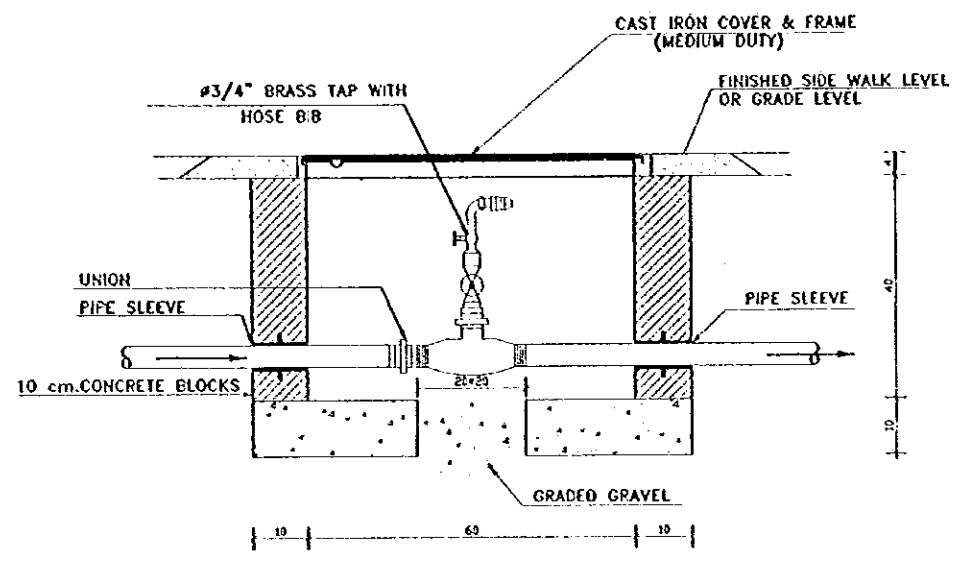
Drawing Title:  
DETAILS-1

Scale:  
Drawing No.:

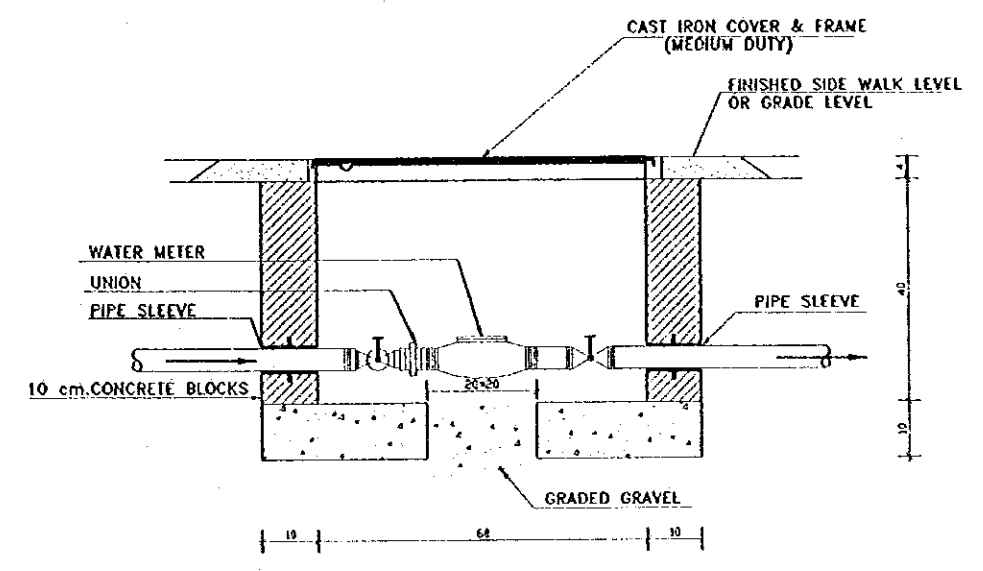
Scale:  
Drawing No.:

AD.MD-01

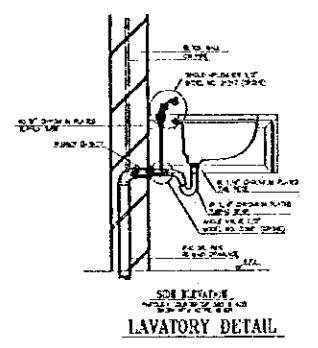
Note:  
This detailed design has been executed by a team  
of consultants as shown below in accordance with  
the agreement between Japan International  
Cooperation Agency (JICA) and JICA Study  
Team.  
The copyright of this drawing rests with JICA.



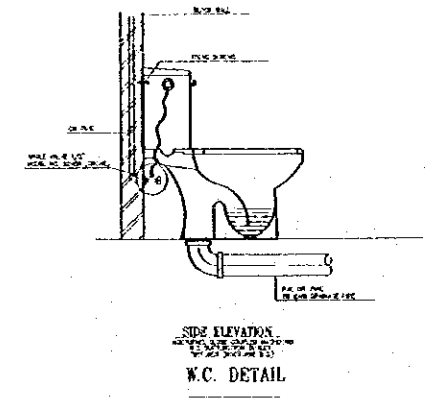
**WATER METER MANHOLE  
DETAIL**  
SCALE 1:10



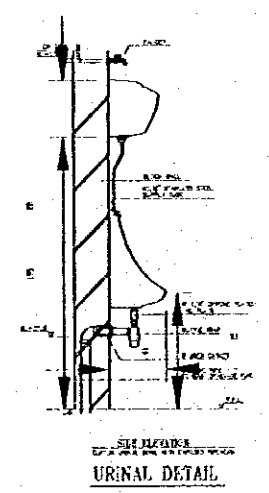
**WATER METER MANHOLE  
DETAIL**  
SCALE 1:10



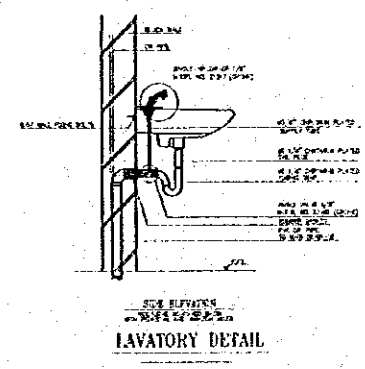
**LAVATORY DETAIL**



**W.C. DETAIL**



**URINAL DETAIL**



**LAVATORY DETAIL**

Designed by:  
Japan International Cooperation  
Agency (JICA)  
JICA Study Team:  
Joint Venture of  
Pacific Consultants International and  
Yamashita Sekkei Inc.  
Subcontracted Local Consultant:  
TBAH Consultants  
Architects, Engineers

DATE | JUNE-10/2000

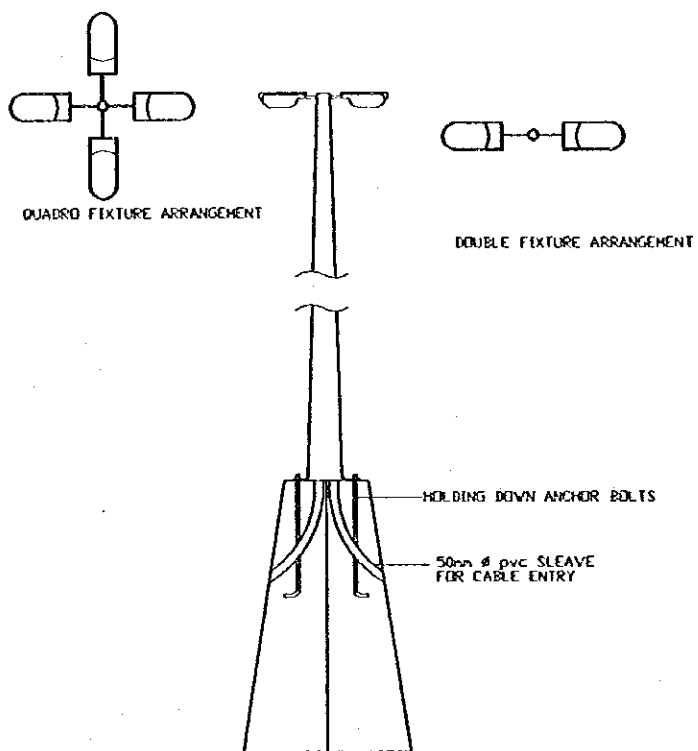
Tourist Trails  
Drawing Title:  
DETAILS-2

Scale: | Drawing No.:  
AD.MD-02

**LIGHTING LEGEND:-**

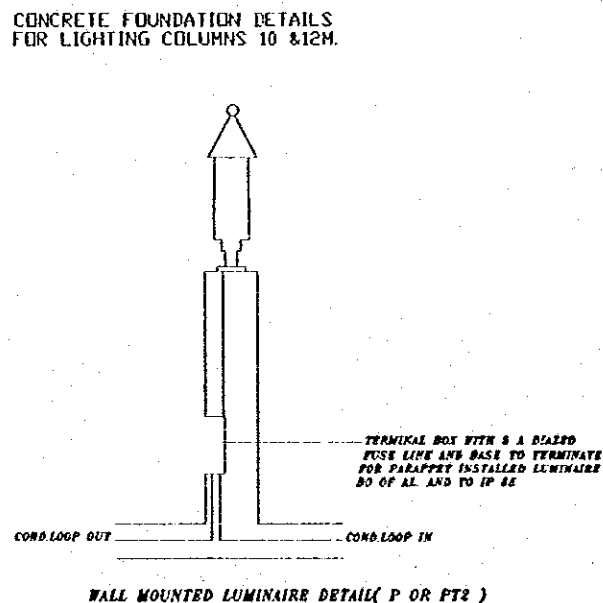
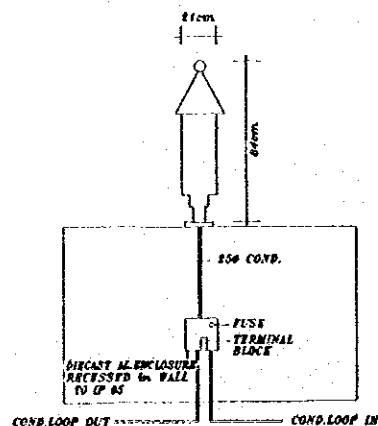
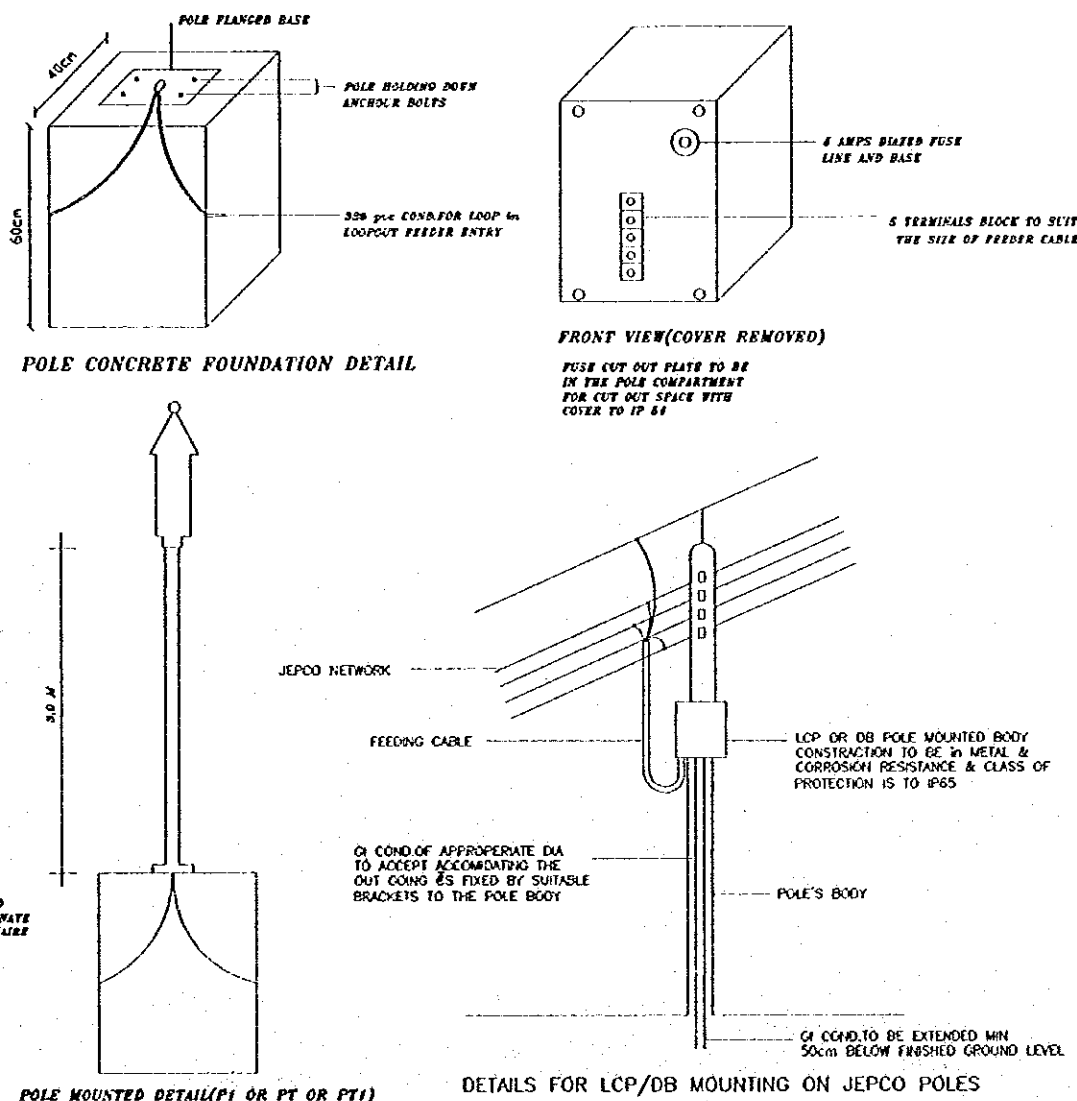
SYMBOL	TYPE	DESCRIPTION
⊕	PT	POLE TOP LUMINAIRE OF COPPER & CLEAR GLASS WEAR FOR 150W. GLS LAMP SIMILAR TO BOOM CAT.NO. B1947 THE POLE IS 3M HEIGHT AS BOOM CAT.NO. B 517 OR EQUAL
⊕	PT1	DITTO PT BUT ON TOP OF POLE 2.5M HEIGHT SIMILAR TO BOOM CAT.NO. B540 OR EQUAL
●	PT2	DITTO PT (LUMINAIRE) PILLAR TYPE WITH OUT POLE PARAPET MOUNTED SIMILAR TO BOOM CAT.NO. B1553 OR EQUAL
◇	CT	DITTO PT BUT WALL BRACKET LUMINAIRE SIMILAR TO BOOM CAT.NO. B1431 OR EQUAL
⊙	C	A GROUND BURIED LUMINAIRE OF DIE CAST AL BODY AND POLYPROPYLENE TUBE FOR RECESS AND TOUGHENED GLASS WITH 15mm THICKNESS AND AL REFLECTOR & STAINLESS STEEL SCREWS TO IP67 AND TO HOUSE 150W. METAL HALIDE LAMP AND POSITION IS ADJUSTABLE SIMILAR TO SIMES CAT.NO. S4790 OR EQUAL
□	L	RECESSED LUMINAIRE IN DIE CAST AL. BODY WITH 45 DIRECTIONAL GUARD & RECESS BOX FOR COMPACT FLOURESCENT LAMP 2W. C23 SUPPLIED WITH BALLAST SIMILAR TO SIMES CAT S 4554+S 4553.12 RECESS BOX
□	L1	SQUARE RECESSED LUMINAIRE OF DIE CAST AL BODY TOUGHENED GLASS DIFFUSER ASYMMETRICAL AL REFLECTOR WITH STAINLESS STEEL SCREWS TO IP55 FOR HOUSING 170W. METAL HALIDE LAMP AS SIMES CAT.NO. S4640-14+ RECESS BOX S-4633.12 OR EQUAL
□	L2	DITTO L1 BUT RECTANGULAR FIXTURE FOR HOUSING A COMPACT FLOURESCENT LAMP 26 W. AND TO IP55 AS SIMES CAT.NO. S 4619-14 +RECESS BOX S 4523.12 OR EQUAL
⊕	P	PILLAR LUMINAIRE OF COPPER & ANTIQUE CLASS WEAR TO HOUSE A 100W. GLS LAMP. CLASS OF PROTECTION TO IP44 SIMILAR TO BOOM CAT.NO. B1657 OR EQUAL.
⊕	P1	A POLE TOP MOUNTED LUMINAIRE OF COPPER & ANTIQUE CLASS WEAR TO HOUSE A 100W. GLS LAMP. CLASS OF PROTECTION TO IP44 SIMILAR TO BOOM CAT.NO. B1948 POLE IS OF 9 METER HEIGHT SIMILAR TO BOOM CAT.NO. B517 COMPLETE WITH DOWNRAGE UNIT BOOM CAT.NO. B473 OR EQUAL
⊕	P3	LIGHTING POLE MADE OUT OF HOT RIPPED CESTER OF 6mm THICK. HEIGHT FOR 4000. BODY MADE OF DIECAST AL. & CURVED GLASS PROTECTION TO IP65 SIMILAR TO THORN CAT.NO. A290 ASH 400.4 (ALPHA 2000) OR EQUAL WITH 4 ARMS ARRANGEMENT & 4 LANTERNS

SYMBOL	TYPE	DESCRIPTION
◇	C	WALL LUMINAIRE OF COPPER & ANTIQUE CLASS WEAR TO HOUSE A 100 W. GLS LAMP CLASS OF PROTECTION TO IP44 SIMILAR TO BOOM CAT.NO. B1369 OR EQUAL
◇	C1	DITTO C BUT FOR PENDANT INSTALLATION TO IP20 SIMILAR TO BOOM CAT.NO. B1070 OR EQUAL
⊕	B	DIE CAST AL. BASE SANDBLASTED GLASS DIFFUSER FOR 100W. GLS LAMP TO IP65 AS SIMES S 6531 OR EQUAL
●	S	100W. REFLECTOR LAMP CONCRETE RECESSED SPOT LIGHT BODY OF EXTRUDED ALUMINIUM



**POWER AND SWITCHING DEVICES LEGEND:-**

SYMBOL	DESCRIPTION
⚡	10 A, ONE WAY ONE GANG LIGHT SWITCH
⚡	DITTO BUT TWO GANG
⚡	10 A, TWO WAY ONE GANG SWITCH
⊕	OUT LET FOR ELECTRIC WATER HEATER
⚡	20 AMPS DOUBLE POLE SWITCH WITH LED INDICATION LAMP
⚡	13 A SWITCHED SOCKET OUT LET ONE GANG
⚡	DITTO BUT DUPLEX
⚡	DITTO BUT WEATHER PROOF
⚡	DISTRIBUTION BOARD LIGHTING CONTROL PANEL
⚡	MAIN DISTRIBUTION AND METERING BOARD
⚡	EARTHING PIT
⚡	RECESSED OR UNDER GROUND DUCT OF Ø AS INDICATED
⊕	PHOTOCELL CONTROLLER
⊕	CONTACTOR
⊕	KWH METER
⊕	MCB OR MCCB NUMBER OF DASHES TO INDICATE NUMBER OF POLES WITH RATINGS AS INDICATED AND IC OF 10 KA MIN



POLE MOUNTED DETAIL (P1 OR PT OR PT1)

DETAILS FOR LCP/DB MOUNTING ON JEPSCO POLES

Tourism Sector Development Project in the Hashemite Kingdom of Jordan

The Government of the Hashemite Kingdom of Jordan  
The Ministry of Tourism and Antiquities  
The Ministry of Planning

Sub-Project:  
Amman Down Town Tourist Zone

Note:  
This detailed design has been executed by a team of consultants as shown below in accordance with the agreement between Japan International Cooperation Agency (JICA) and JICA Study Team.  
The copyright of this drawing rests with JICA. ALL MEASUREMENTS ARE IN CENTIMETERS. DO NOT SCALE DRAWINGS. FOR PATTERNED ITEMS REFER TO DETAIL. FOR HATCH PATTERNS REFER TO DETAIL.

Designed by:  
Japan International Cooperation Agency (JICA)  
JICA Study Team:  
Joint Venture of Pacific Consultants International and Yamashita Sekkei Inc.

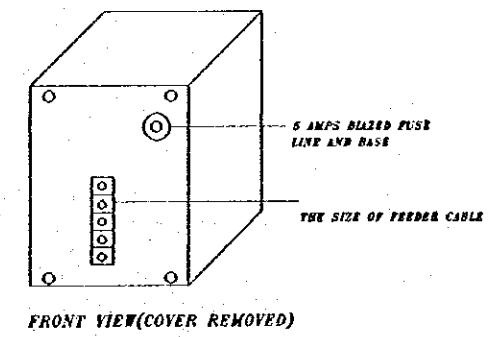
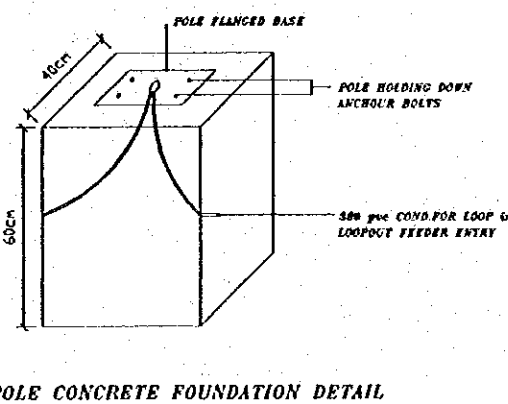
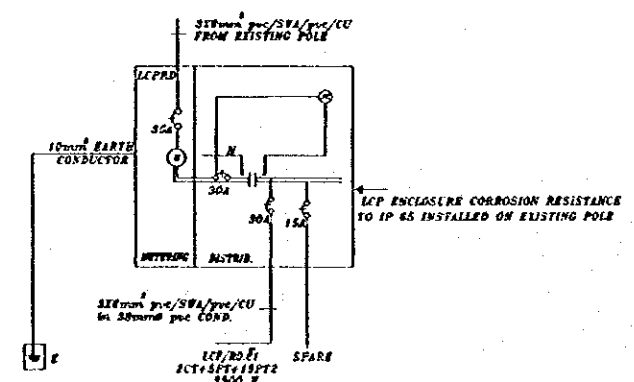
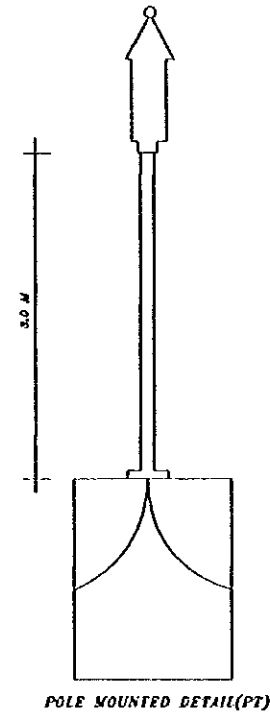
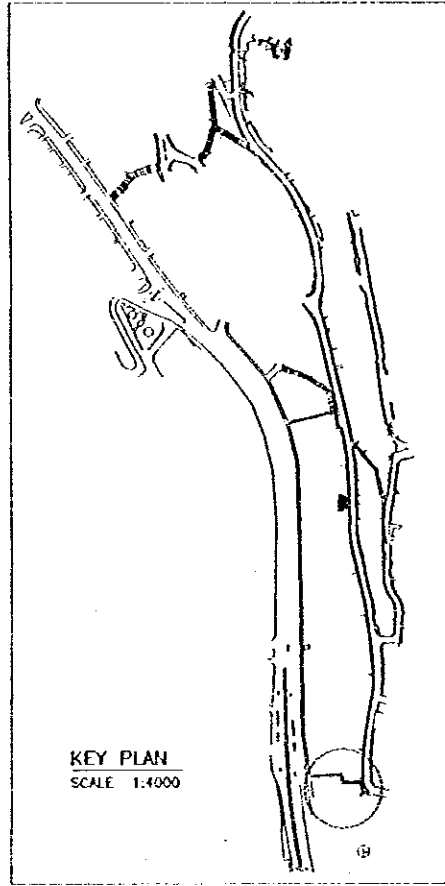
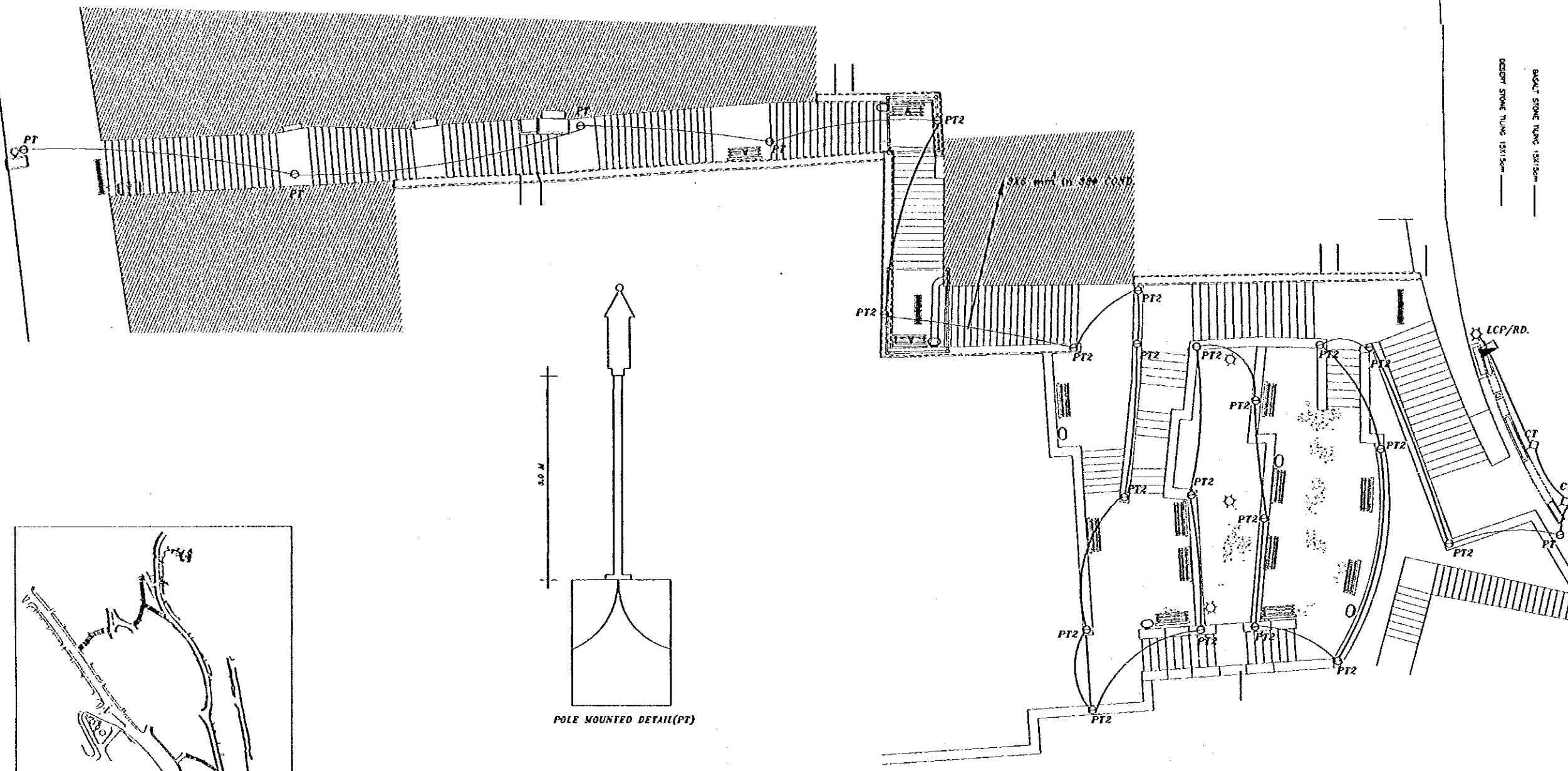
Subcontracted Local Consultant:  
TBAH Consultants  
Architects, Engineers

DATE: JUNE-10/2000

Drawing Title:  
ELECTRICAL LEGEND AND DETAILS

Scale: NTS. Drawing No.: AD.EG-01

Note:  
This detailed design has been executed by a team of consultants as shown below in accordance with the agreement between Japan International Cooperation Agency (JICA) and JICA Study Team.  
The copyright of this drawing rests with JICA.  
ALL MEASUREMENTS ARE IN CENTIMETERS.  
DO NOT SCALE DRAWINGS.  
FOR PATTERNED TILING REFER TO DETAIL.  
FOR HAND RAIL REFER TO DETAIL.



PUSH CUT OUT PLATE TO BE IN THE POLE COMPARTMENT FOR CUT OUT SPACE WITH COVER TO IP 64

Designed by:  
Japan International Cooperation Agency (JICA)  
JICA Study Team:  
Joint Venture of Pacific Consultants International and Yamasita Sekki Inc.  
Subcontracted Local Consultant:  
TIBAH Consultants Architects, Engineers

DATE: JUNE-10/2000

Tourist Trails  
Drawing Title:  
AL HASHMI-STAIRWAY-9 & DOWN TO SLOPES LIGHTING LAYOUT

Scale: 1:100 Drawing No: ADET-01

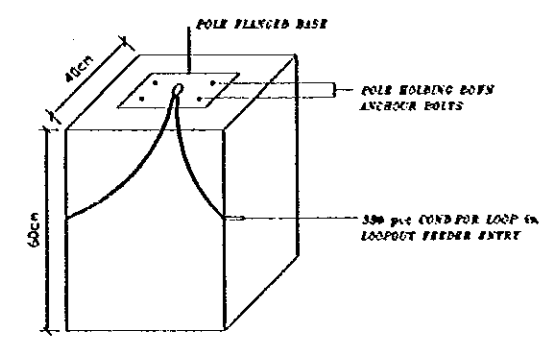
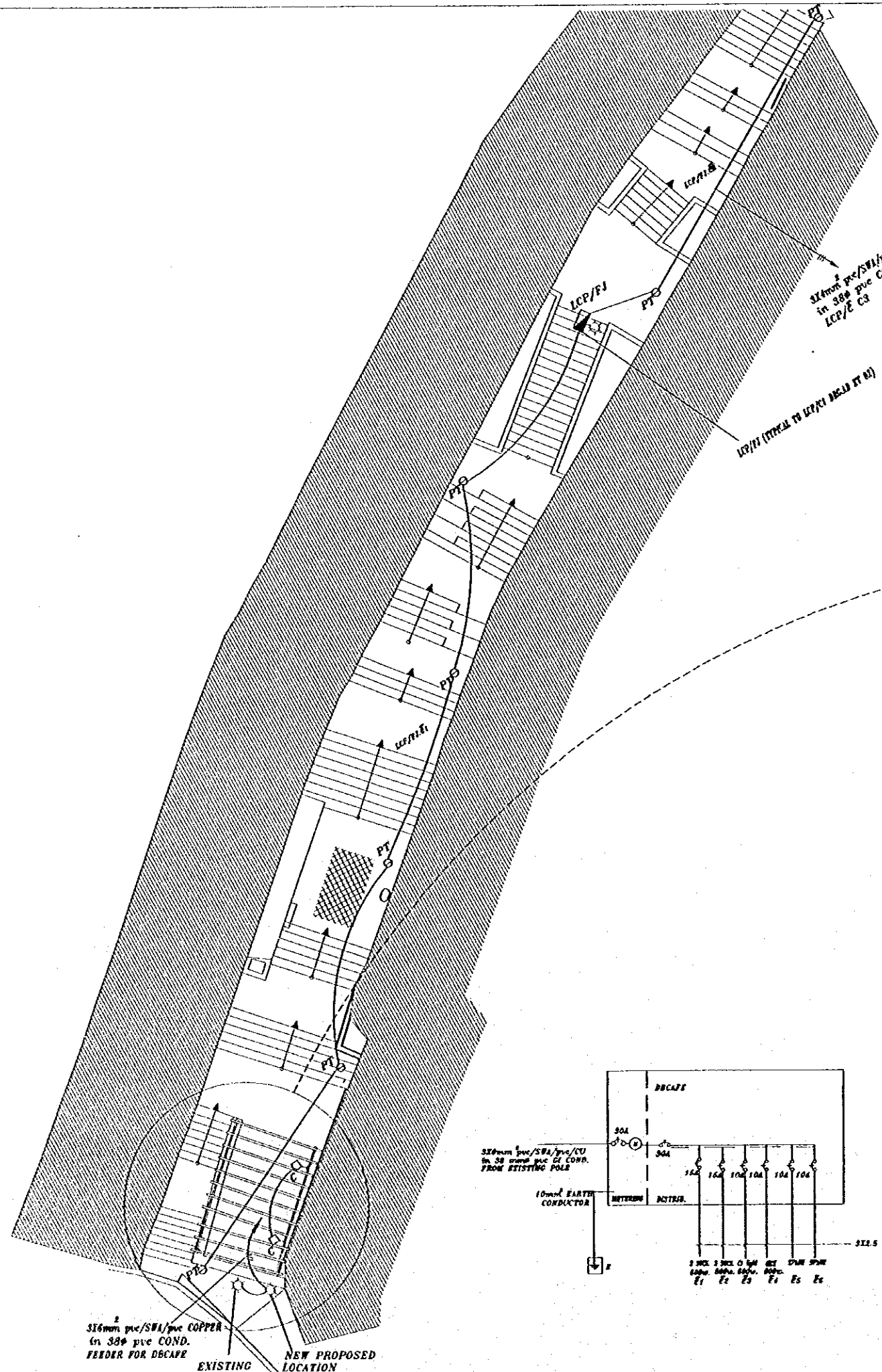


Tourism Sector Development Project  
in the Hashemite Kingdom of Jordan

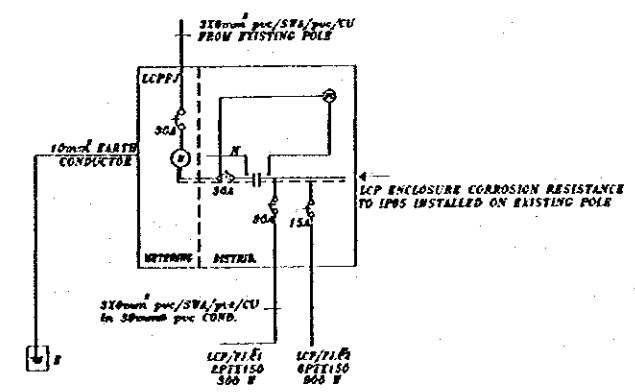
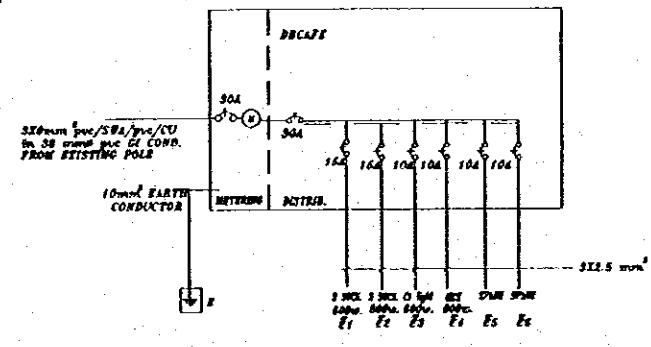
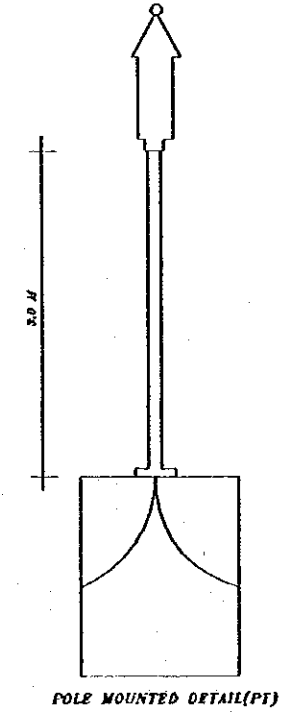
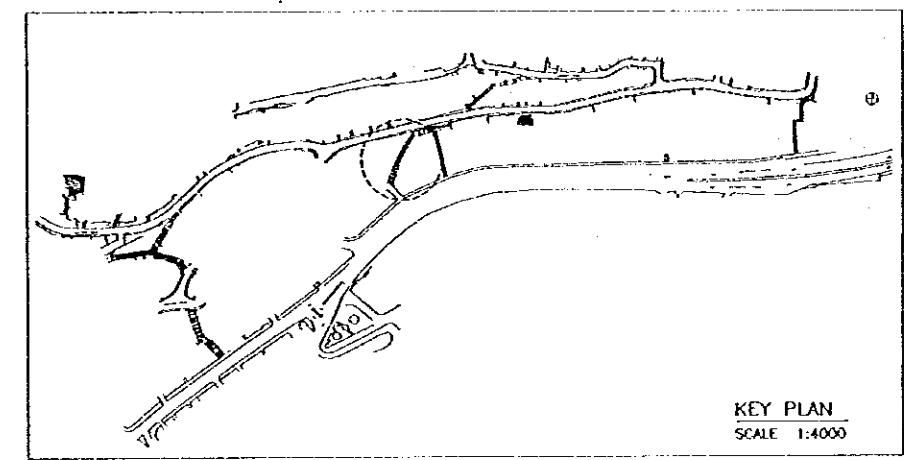
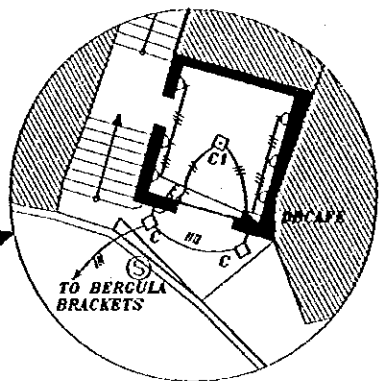
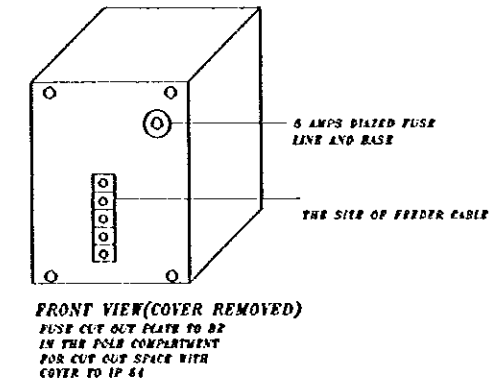
The Government of  
The Hashemite Kingdom of Jordan  
The Ministry of Tourism and Antiquities  
The Ministry of Planning

Sub-Project:  
Amman Down Town Tourist Zone

Note:  
This detailed design has been executed by a team of consultants as shown below in accordance with the agreement between Japan International Cooperation Agency (JICA) and JICA Study Team.  
The copyright of this drawing rests with JICA. ALL MEASUREMENTS ARE IN CENTIMETERS. DO NOT SCALE DRAWINGS. FOR PATTERNED TILING REFER TO DETAIL. FOR HAND RAIL REFER TO DETAIL.



POLE CONCRETE FOUNDATION DETAIL



315mm² pvc/SWA/pvc COPPER in 30 pvc COND. FEEDER FOR DBCAFE  
EXISTING  
NEW PROPOSED LOCATION

Designed by:  
Japan International Cooperation Agency (JICA)  
JICA Study Team:  
Joint Venture of Pacific Consultants International and Yamasita Sekkel Inc.  
Subcontracted Local Consultant:  
TIBAH Consultants Architects, Engineers

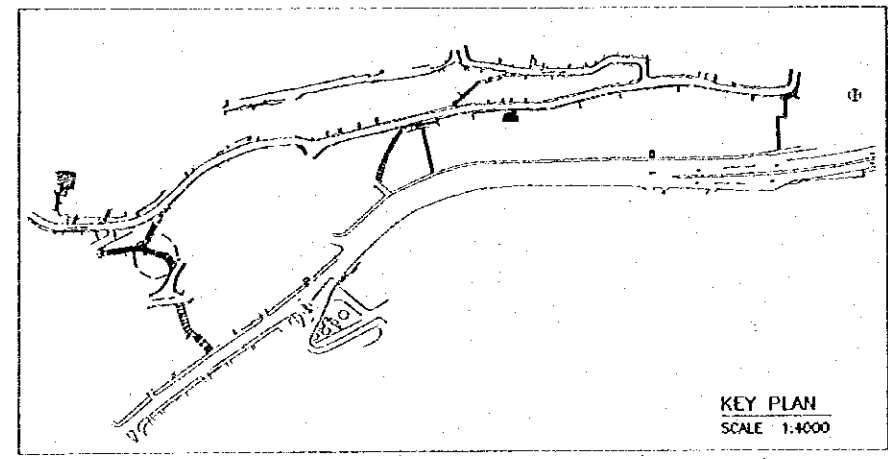
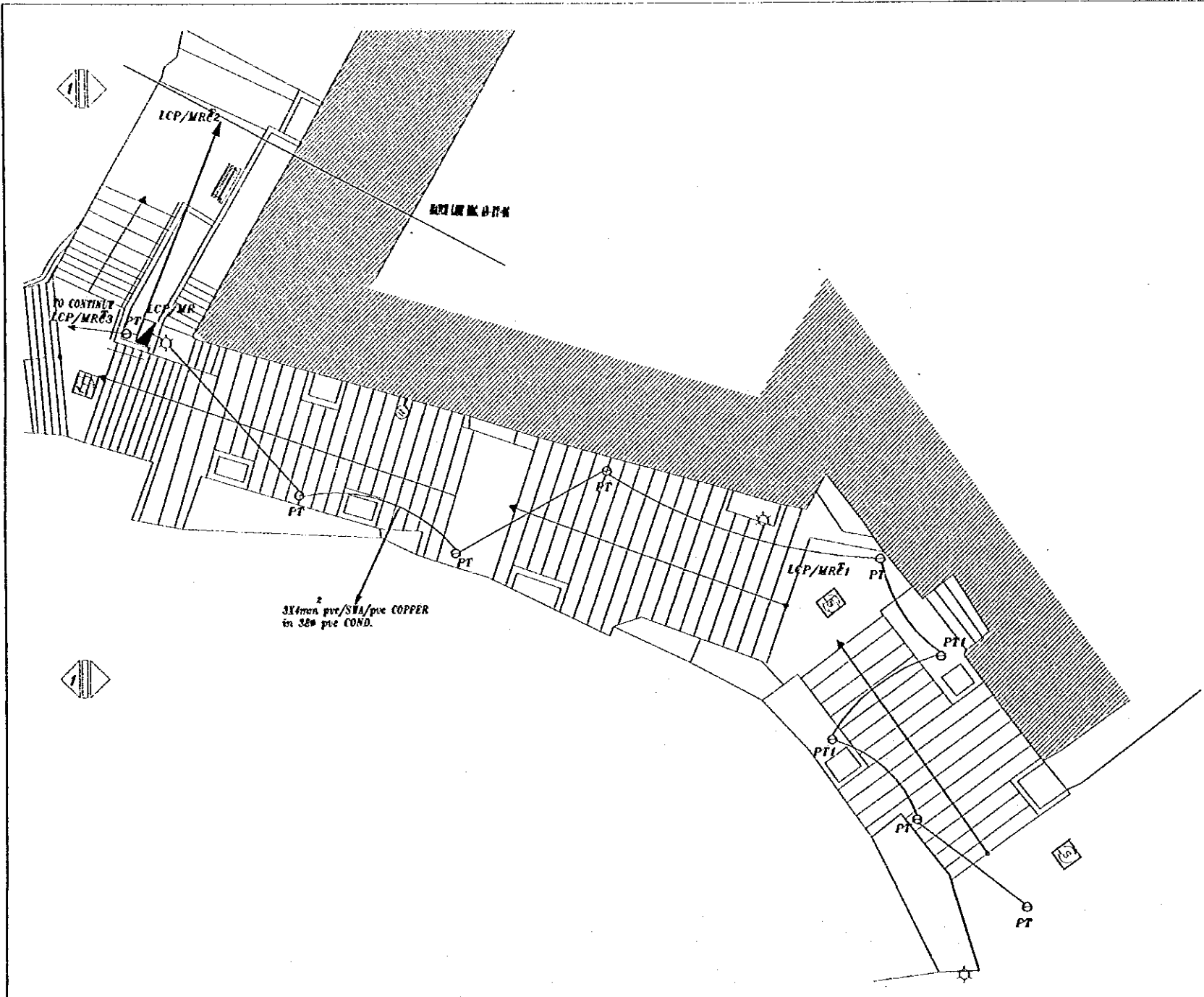
DATE: JUNE-10/2000

Tourist Trails

Drawing Title:  
FARWAH ALJOTHAMI LIGHTING LAYOUT

Scale: 1:100  
Drawing No.: AD.BT-02





Tourism Sector Development Project  
in the Hashemite Kingdom of Jordan

The Government of  
the Hashemite Kingdom of Jordan  
The Ministry of Tourism and Antiquities  
The Ministry of Planning

Sub-Project:  
Amman Down Town Tourist Zone

Note:  
This detailed design has been executed by a team  
of consultants as shown below in accordance with  
the agreement between Japan International  
Cooperation Agency (JICA) and JICA Study  
Team.  
The copyright of this drawing rests with JICA.  
ALL MEASUREMENTS ARE IN CENTIMETERS.  
DO NOT SCALE DRAWINGS.  
FOR PATTERNED TILING REFER TO DETAIL.  
FOR HAND RAIL REFER TO DETAIL.



Designed by:  
Japan International Cooperation  
Agency (JICA)  
JICA Study Team:  
Joint Venture of  
Pacific Consultants International and  
Yamashita Sekkei Inc.  
Subcontracted Local Consultant:  
TBAH Consultants  
Architects, Engineers

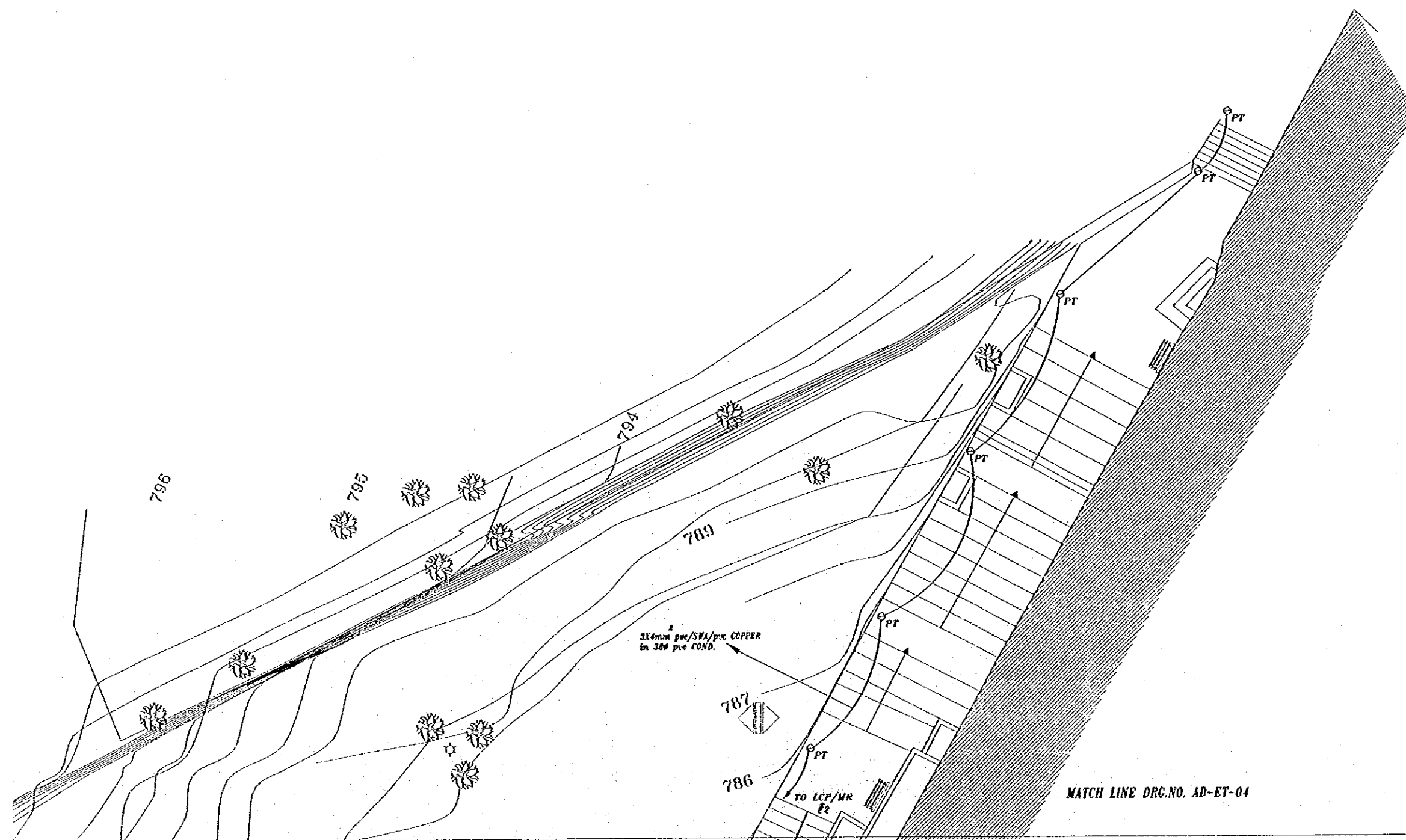
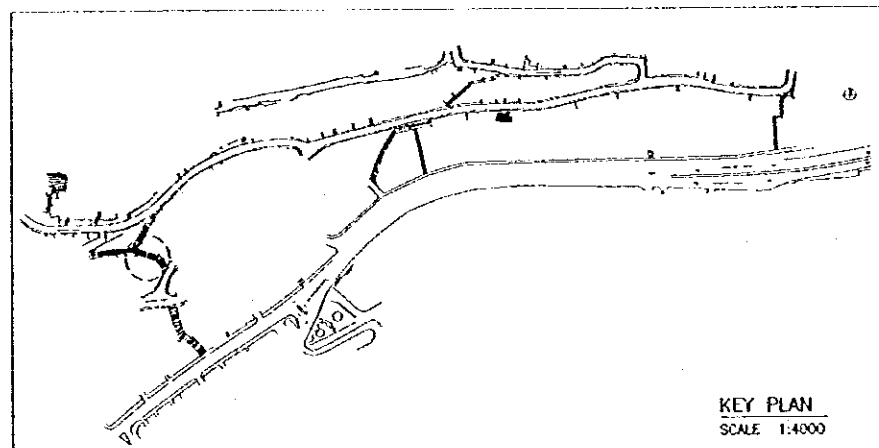
DATE | JUNE-10 / 2000

Tourist Trails  
Drawing Title:  
MATHER RASLAN STIR WAY-1  
LIGHTING LAYOUT

Scale: | Drawing No:  
1:100 | AD.ET-04



Note:  
This detailed design has been executed by a team of consultants as shown below in accordance with the agreement between Japan International Cooperation Agency (JICA) and JICA Study Team.  
The copyright of this drawing rests with JICA.  
ALL MEASUREMENTS ARE IN CENTIMETERS.  
DO NOT SCALE DRAWINGS.  
FOR PATTERNED FILING REFER TO DETAIL.  
FOR HAND RAIL REFER TO DETAIL.



Designed by:  
Japan International Cooperation Agency (JICA)  
JICA Study Team:  
Joint Venture of  
Pacific Consultants International and  
Yamasita Setkei Inc.  
Subcontracted Local Consultant:  
TIBAH Consultants  
Architects, Engineers

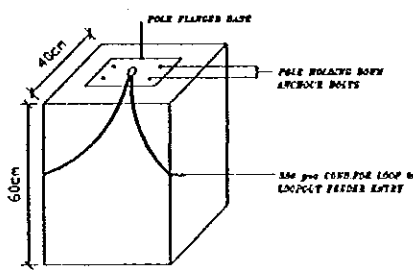
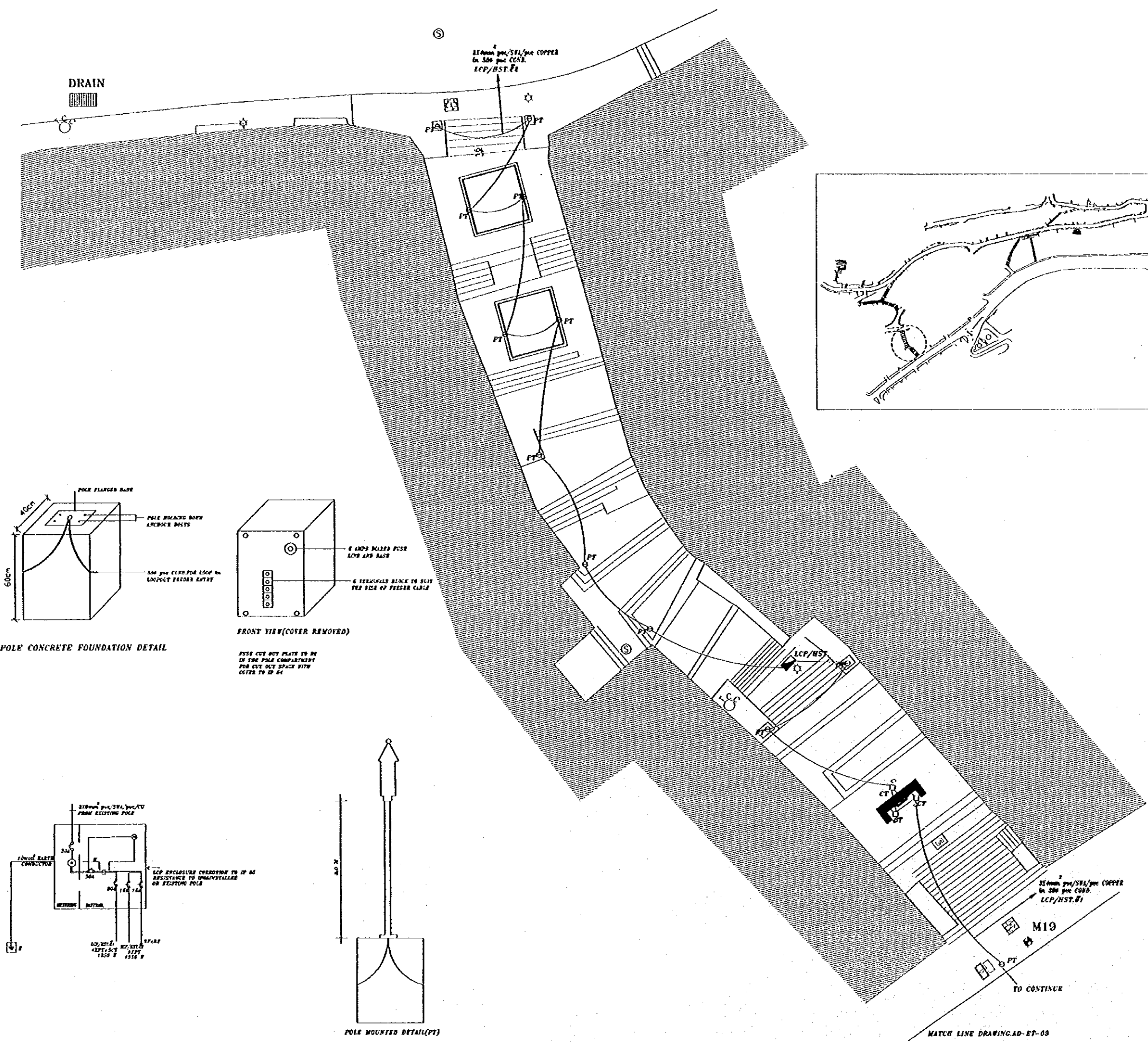
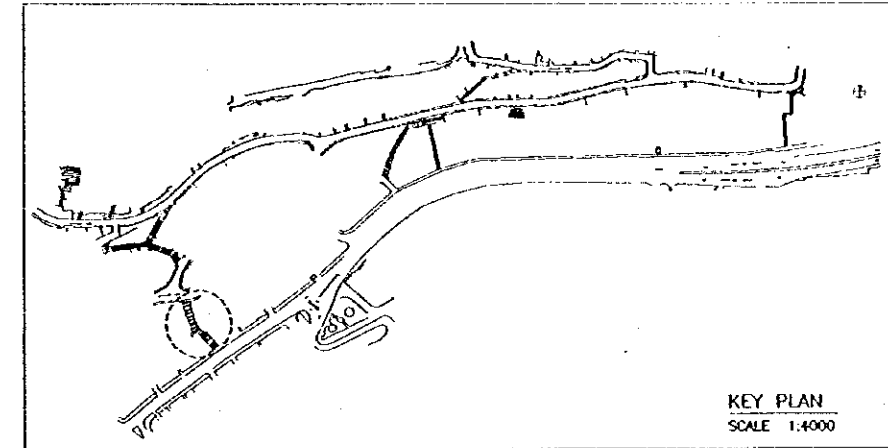
DATE JUNE-10/2000

Tourist Trails

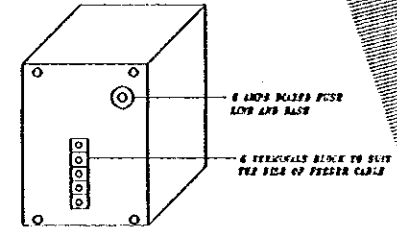
Drawing Title:  
MATHER RASLAN STAI WAY-3  
LIGHTING LAYOUT

Scale: 1:100  
Drawing No.: AD.ET-06

Note:  
This detailed design has been executed by a team of consultants as shown below in accordance with the agreement between Japan International Cooperation Agency (JICA) and JICA Study Team.  
The copyright of this drawing rests with JICA. ALL MEASUREMENTS ARE IN CENTIMETERS. DO NOT SCALE DRAWINGS. FOR PATTERNED TILING REFER TO DETAIL. FOR HAND RAIL REFER TO DETAIL.

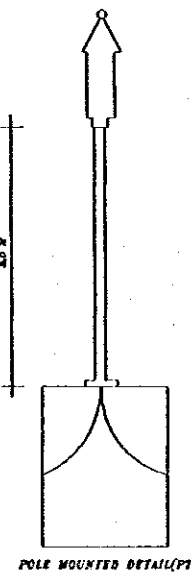
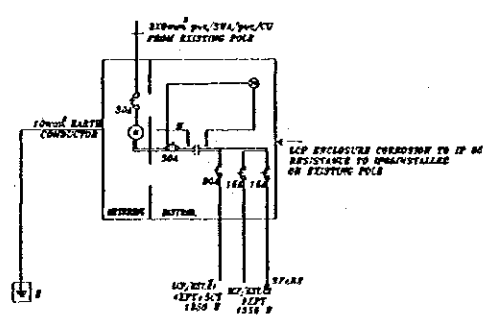


POLE CONCRETE FOUNDATION DETAIL

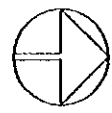


FRONT VIEW (COVER REMOVED)

FOR CUT OUT PLATE TO BE OF THE SAME COMPLEXTY FOR CUT OUT SPACE WITH CUTTER TO IS 64



POLE MOUNTED DETAIL (PT)



Designed by:  
Japan International Cooperation Agency (JICA)  
JICA Study Team:  
Joint Venture of Pacific Consultants International and Yamasita Sekkel Inc.  
Subcontracted Local Consultant:  
TIBAN Consultants Architects, Engineers

DATE: JUNE-10/2000

Tourist Trails  
Drawing Title:  
AL HASHIMI-STAIRWAY-1 & DOWN TO SLOPES LIGHTING LAYOUT

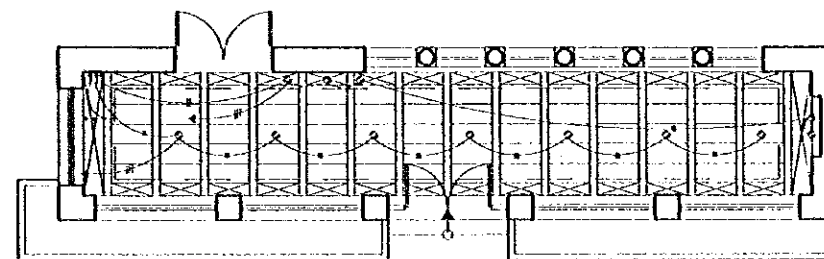
Scale: 1:100  
Drawing No.: AD.ET-07



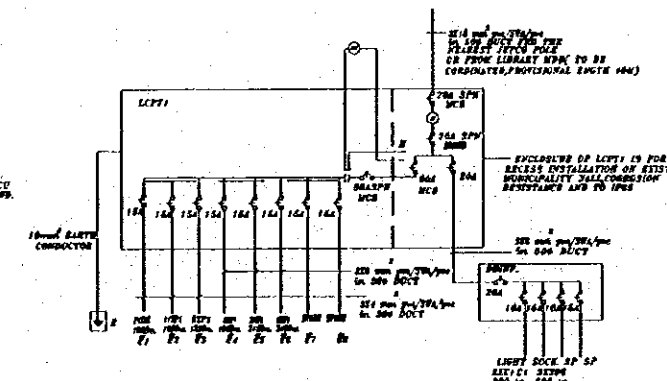
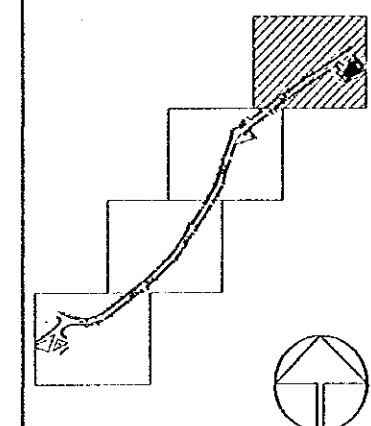
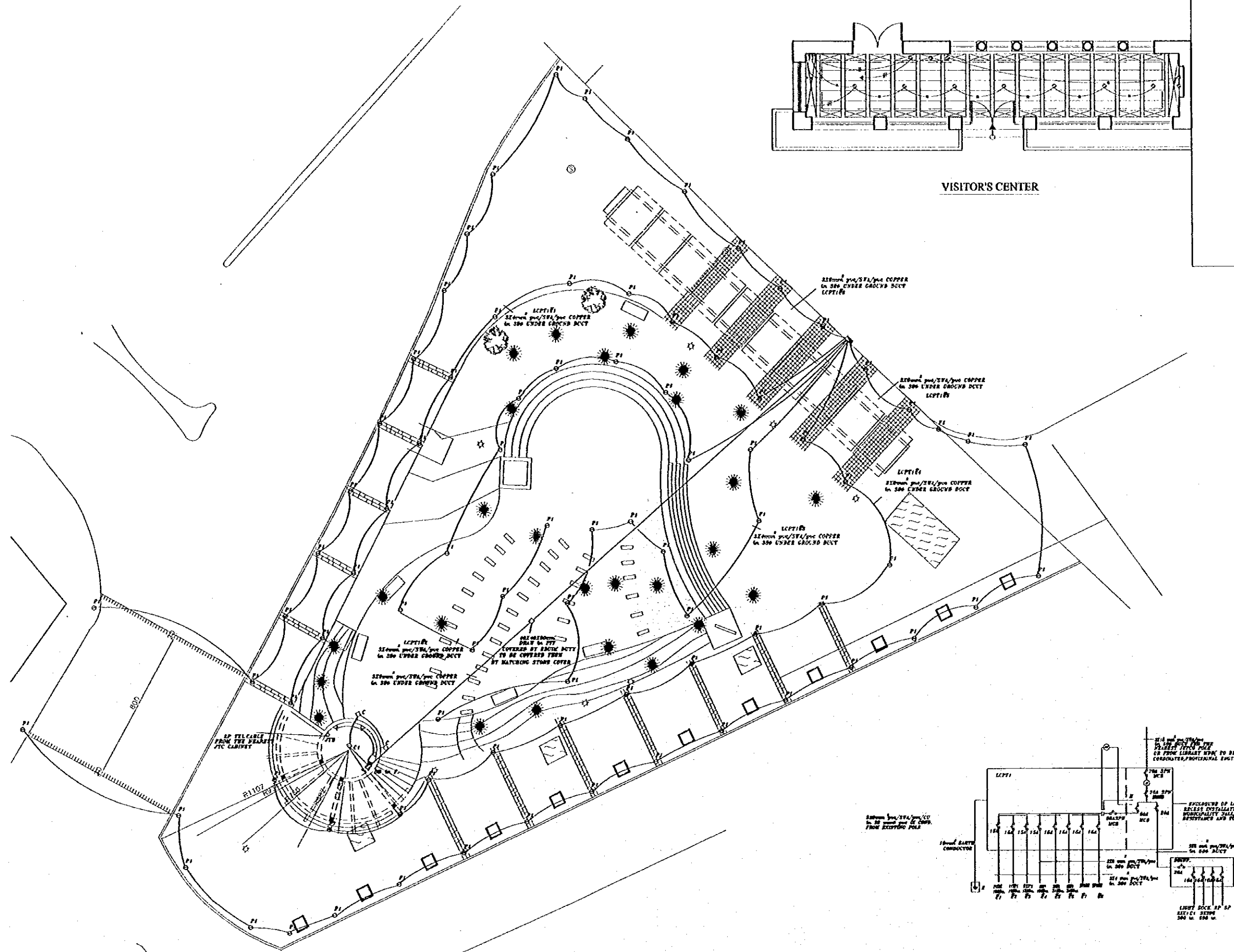


Note:  
This detailed design has been executed by a team of consultants as shown below in accordance with the agreement between Japan International Cooperation Agency (JICA) and JICA Study Team.  
The copyright of this drawing rests with JICA.  
LIGHT CIRCUITS ARE TO BE CONNECTED TO THE NEAREST EXISTING DB IN THE OLD MUNICIPALITY BUILDING

LEGEND:  
○ = 12VOLT /50WATT HALOGENE ADJUSTED SPOT LIGHT.  
— = 12VOLT LED NON STRIP LIGHT 18'SWATT LAMPS PER METRE.



VISITOR'S CENTER



Designed by:  
Japan International Cooperation Agency (JICA)  
JICA Study Team:  
Joint Venture of Pacific Consultants International and Yamashita Sekkei Inc.  
Subcontracted Local Consultant:  
TIBAH Consultants Architects, Engineers

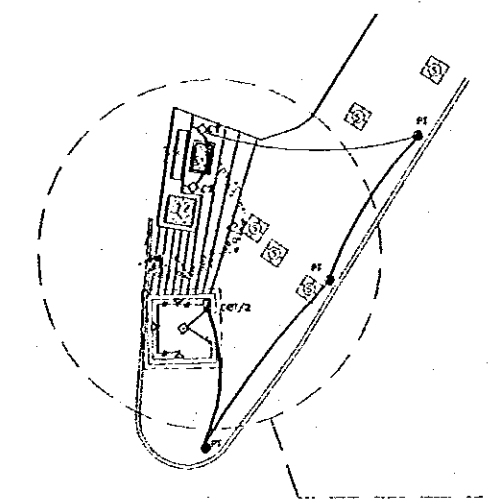
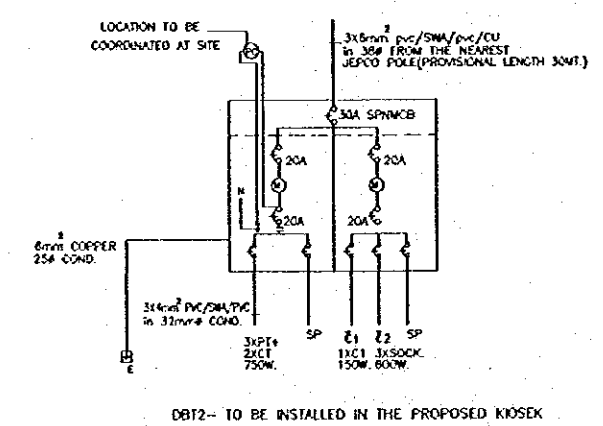
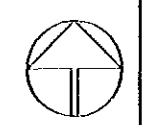
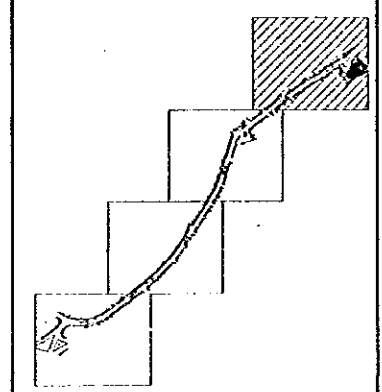
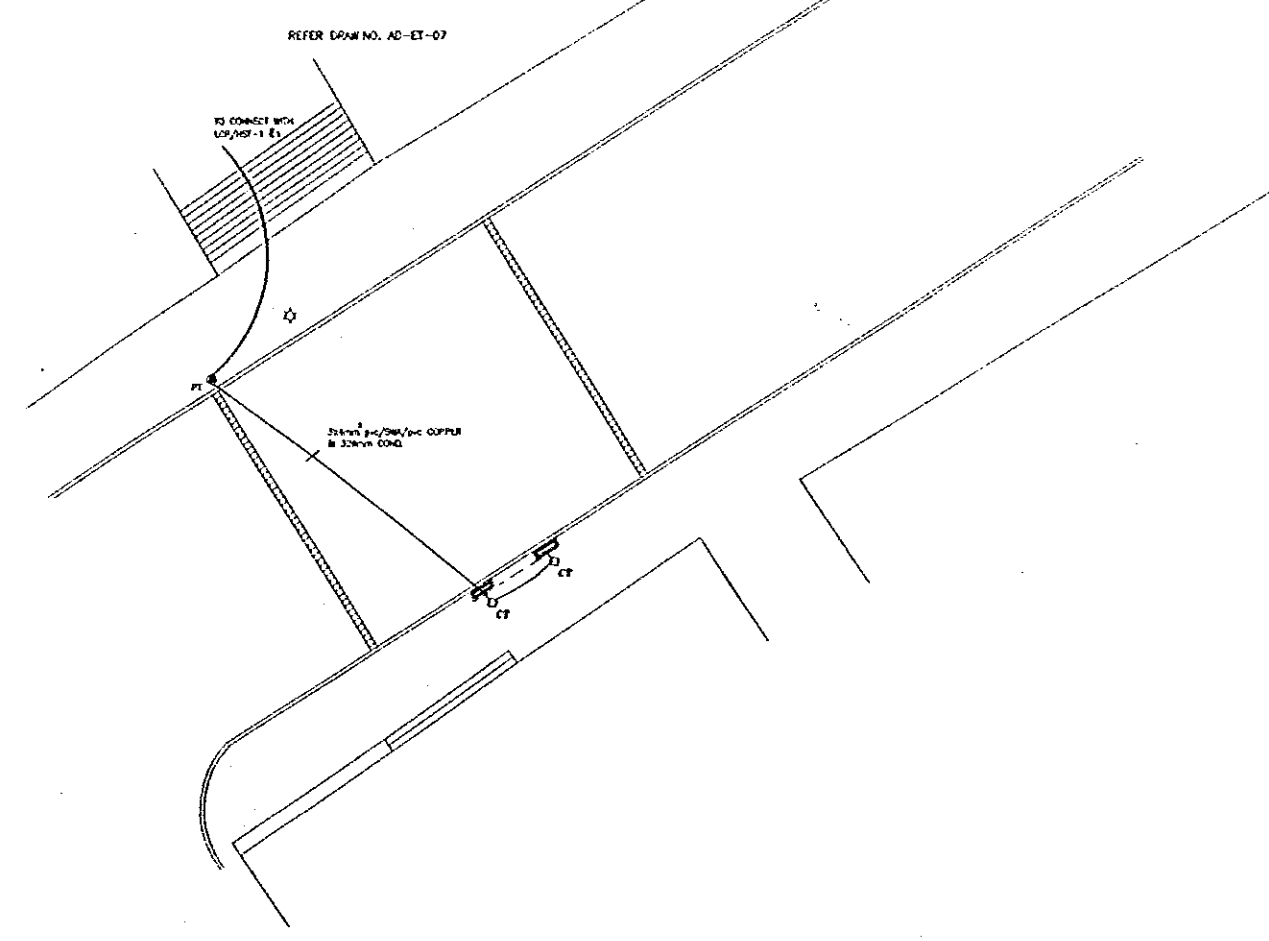
DATE: JUNE-10/2000

Drawing Title:  
**TOURIST STREET (TALAL)  
ZONE 1-PART 1  
OLD MUNICIPALITY PLAZA &  
VISITOR'S CENTER  
LIGHTING LAYOUT**

Scale: 1:100  
Drawing No.: AD.BT-09



Note:  
This detailed design has been executed by a team of consultants as shown below in accordance with the agreement between Japan International Cooperation Agency (JICA) and JICA Study Team.  
The copyright of this drawing rests with JICA.  
ALL MEASUREMENTS ARE IN CENTIMETERS.  
DO NOT SCALE DRAWINGS.  
FOR PATTERNED TILING REFER TO DETAIL.  
FOR HAND RAIL REFER TO DETAIL.



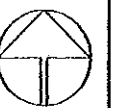
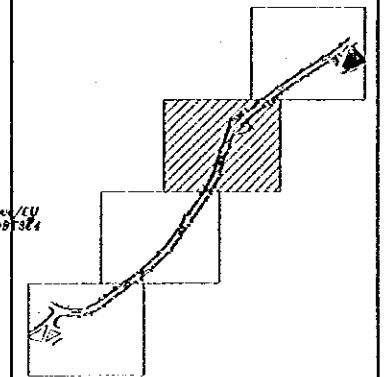
Designed by:  
Japan International Cooperation Agency (JICA)  
JICA Study Team:  
Joint Venture of Pacific Consultants International and Yamashita Sekkei Inc.  
Subcontracted Local Consultant:  
TIBAH Consultants  
Architects, Engineers

DATE | JUNE-10 / 2000

Drawing Title:  
**TOURIST STREET (TALAL)**  
**ZONE 1-PART 2**  
**LIGHTING LAYOUT**

Scale: VAR | Drawing No.: AD.ET-10

Note:  
This detailed design has been executed by a team  
of consultants as shown below in accordance with  
the agreement between Japan International  
Cooperation Agency (JICA) and JICA Study  
Team.  
The copyright of this drawing rests with JICA.  
ALL MEASUREMENTS ARE IN CENTIMETERS.  
DO NOT SCALE DRAWINGS.



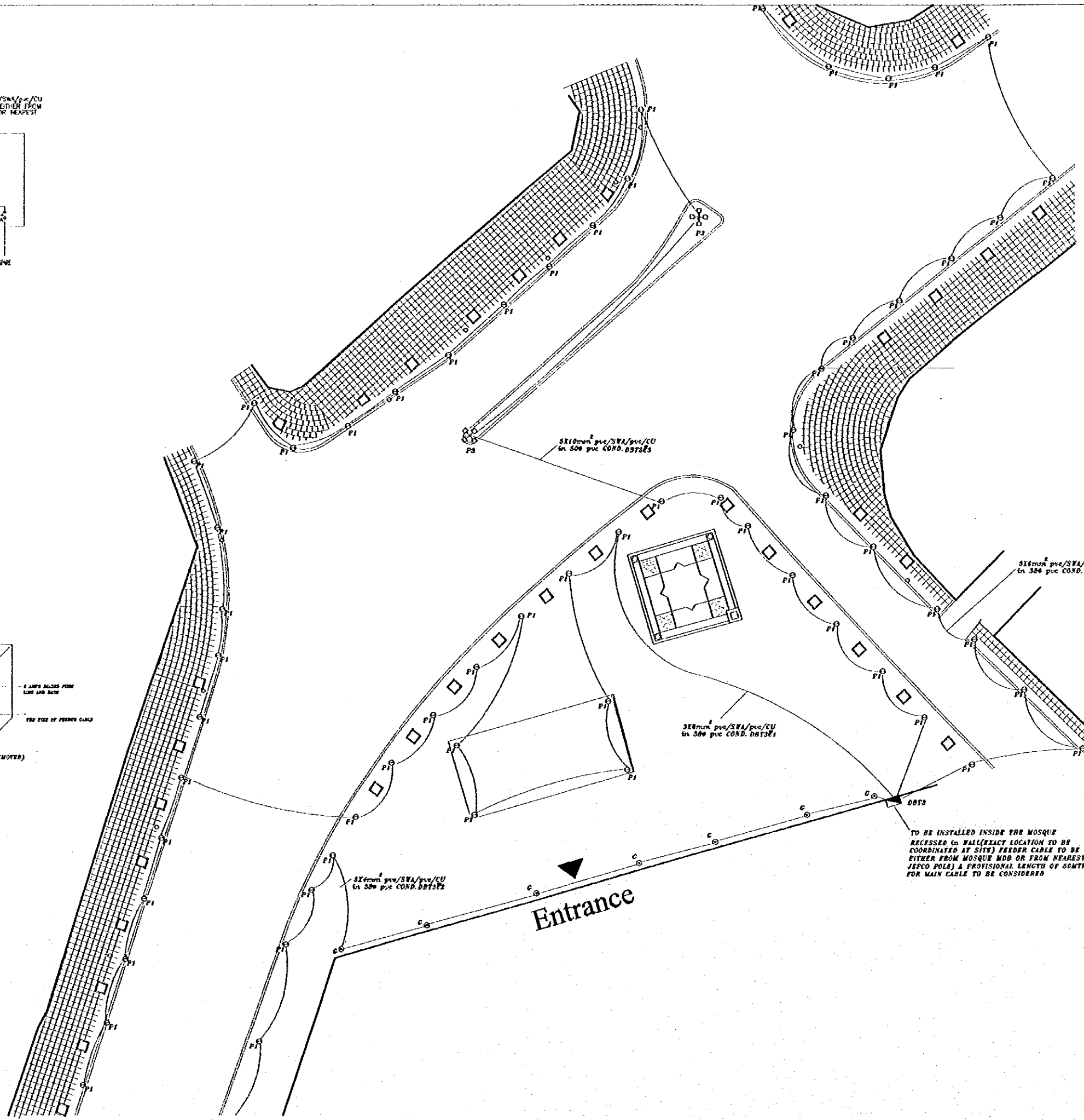
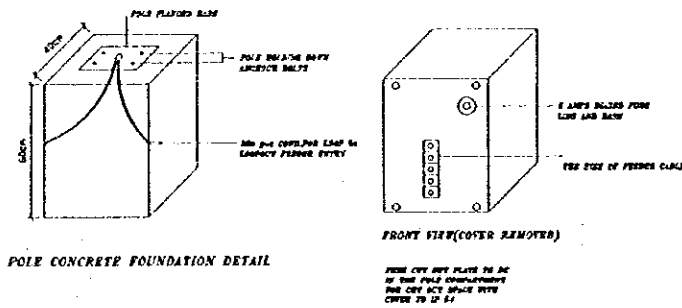
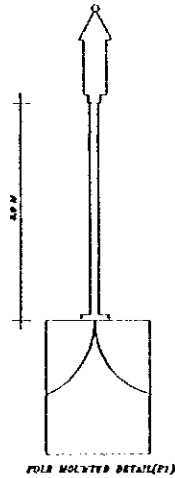
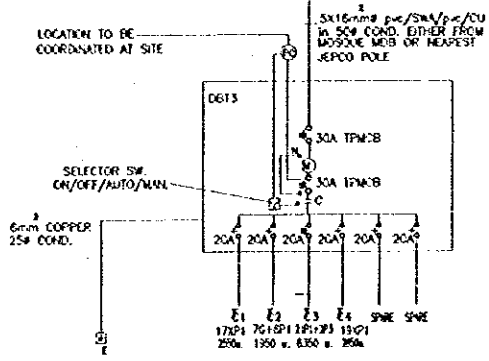
Designed by:  
Japan International Cooperation  
Agency (JICA)  
JICA Study Team:  
Joint Venture of  
Pacific Consultants International and  
Yamashita Sekkei Inc.

Subcontracted Local Consultant:  
TBAH Consultants  
Architects, Engineers

DATE: JUNE 10 / 2000

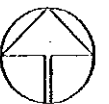
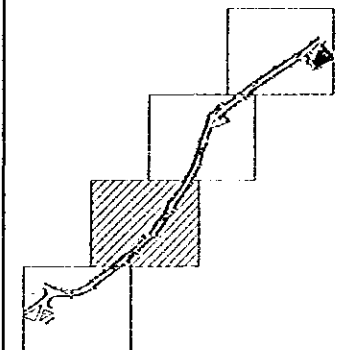
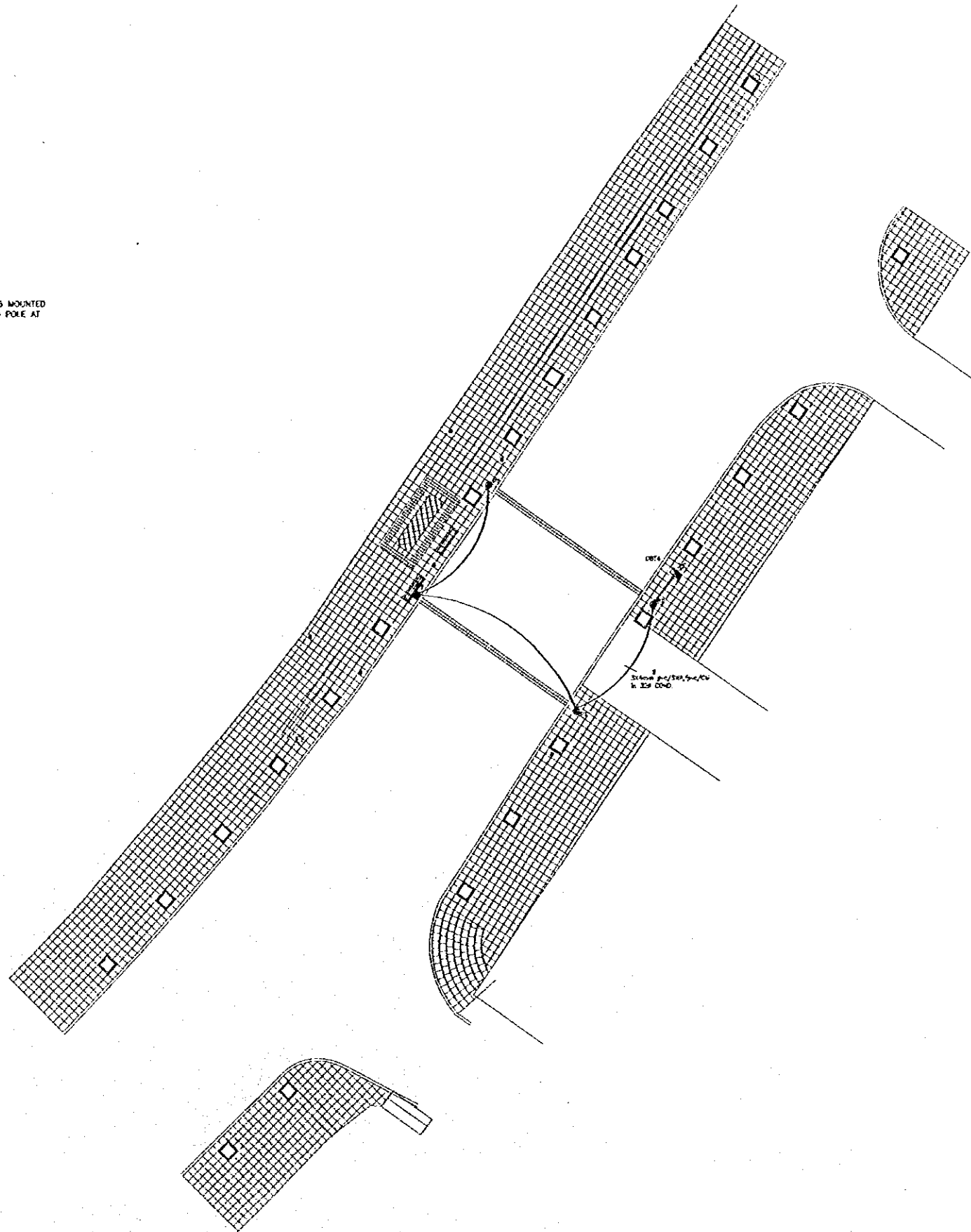
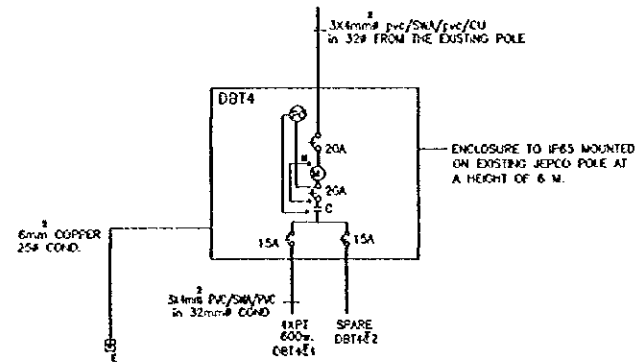
Drawing Title:  
**TOURIST STREET (TALAL)  
HUSSIENI MOSQUE PLAZA  
ZONE 2- LIGHTING LAYOUT**

Scale: 1:100  
Drawing No.: AD.BT-11



TO BE INSTALLED INSIDE THE MOSQUE  
RECESSED IN WALL (EXACT LOCATION TO BE  
COORDINATED AT SITE) FEEDER CABLE TO BE  
EITHER FROM MOSQUE MDD OR FROM NEAREST  
JEPKO POLE) A PROVISIONAL LENGTH OF 50MTR.  
FOR MAIN CABLE TO BE CONSIDERED

Note:  
This detailed design has been executed by a team of consultants as shown below in accordance with the agreement between Japan International Cooperation Agency (JICA) and JICA Study Team.  
The copyright of this drawing rests with JICA.  
ALL MEASUREMENTS ARE IN CENTIMETERS.  
DO NOT SCALE DRAWINGS.



Designed by:  
Japan International Cooperation Agency (JICA)  
JICA Study Team:  
Joint Venture of Pacific Consultants International and Yamashita Sekkei Inc.

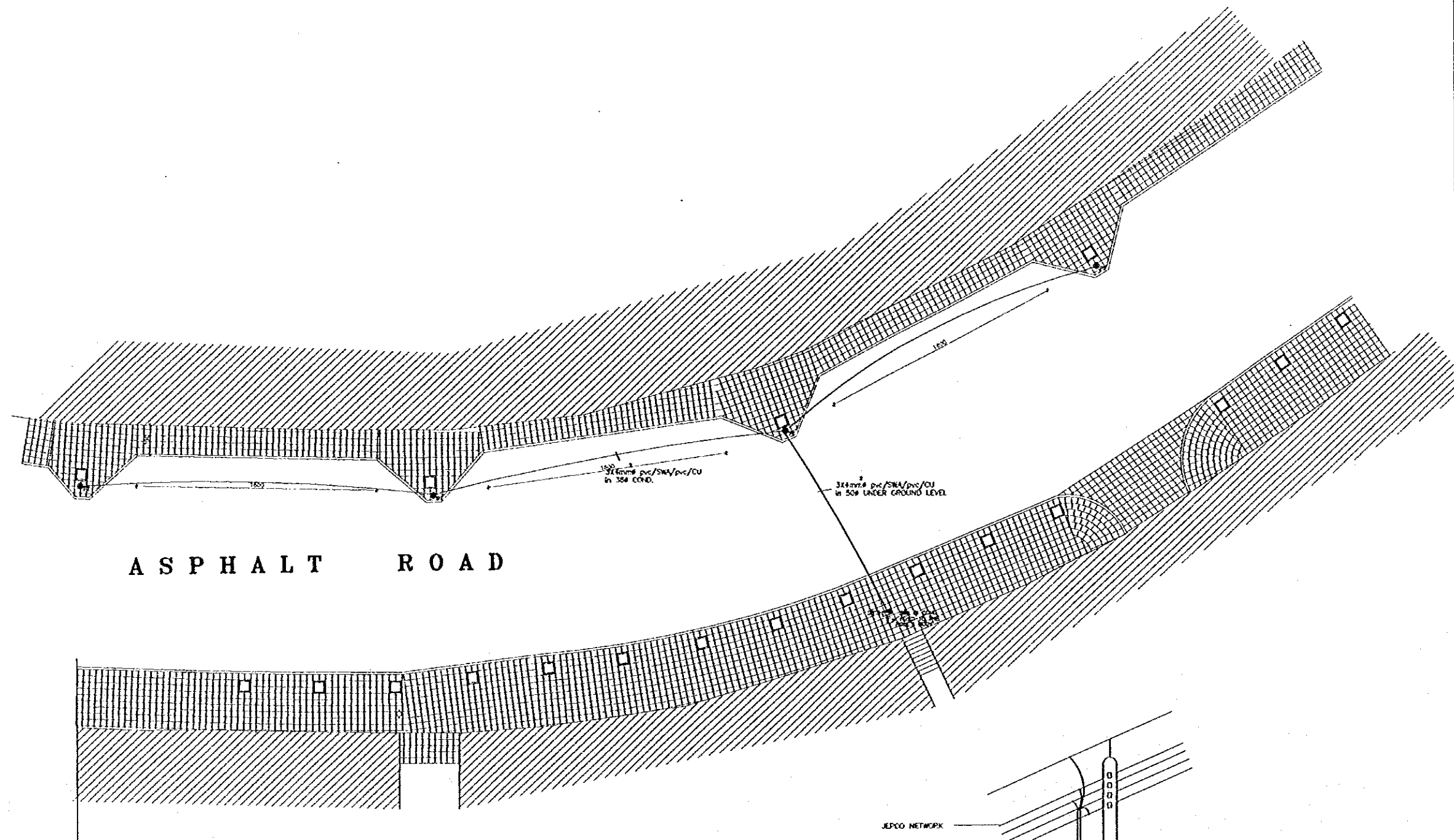
Subcontracted Local Consultant:  
TRAH Consultants  
Architects, Engineers

DATE: JUNE-10 / 2000

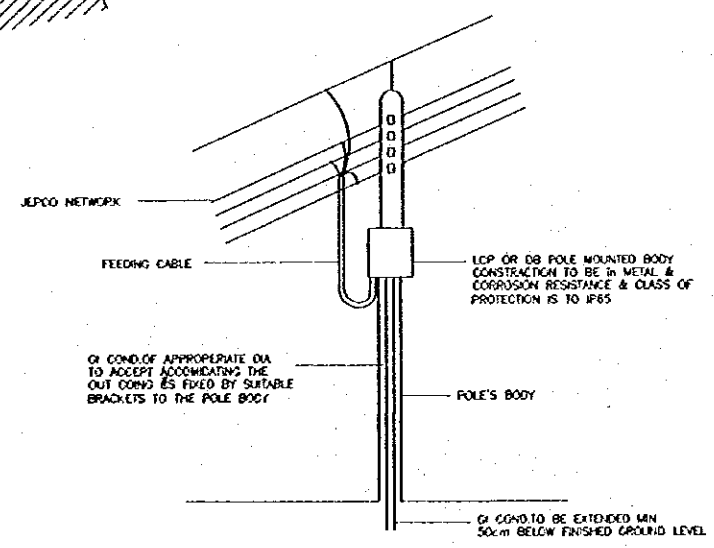
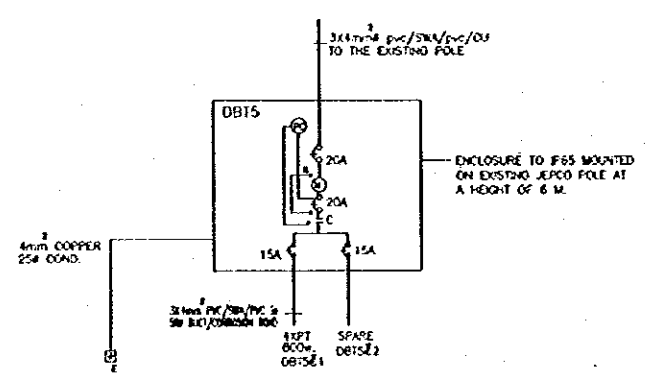
Drawing Title:  
TOURIST STREET (TALAL)  
ZONE 3 LIGHTING LAYOUT

Scale: 1:100  
Drawing No.: AD.BT-12

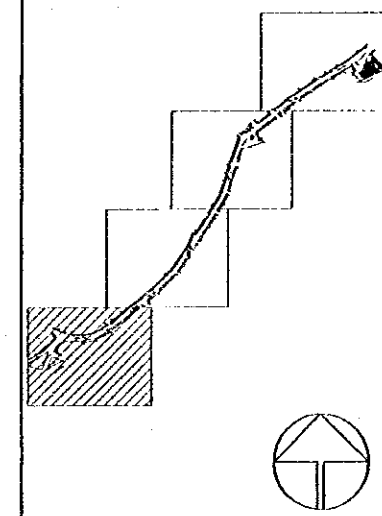
Note:  
This detailed design has been executed by a team  
of consultants as shown below in accordance with  
the agreement between Japan International  
Cooperation Agency (JICA) and JICA Study  
Team.  
The copyright of this drawing rests with JICA.  
ALL MEASUREMENTS ARE IN CENTIMETERS.  
DO NOT SCALE DRAWINGS.



ASPHALT ROAD



DETAILS FOR LCP/DB MOUNTING ON JEPKO POLES



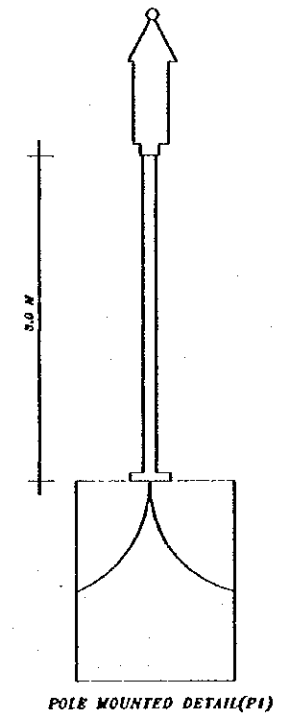
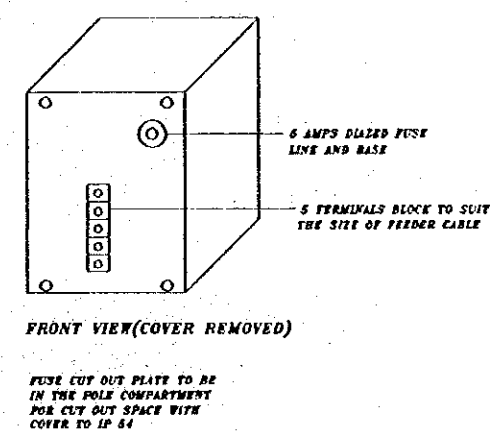
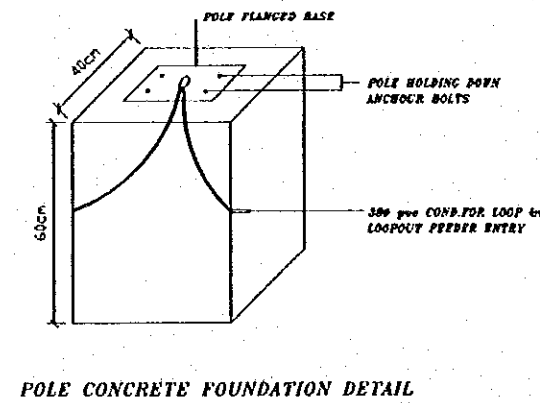
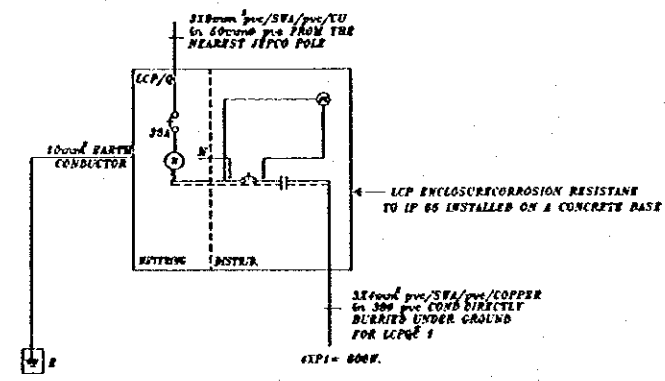
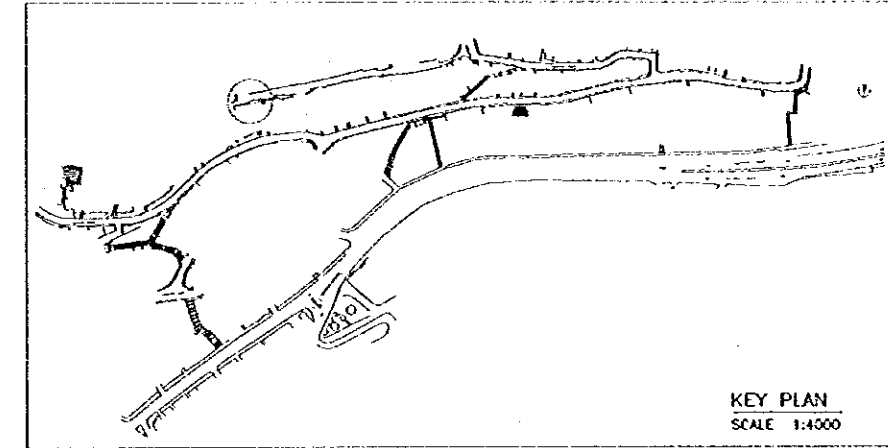
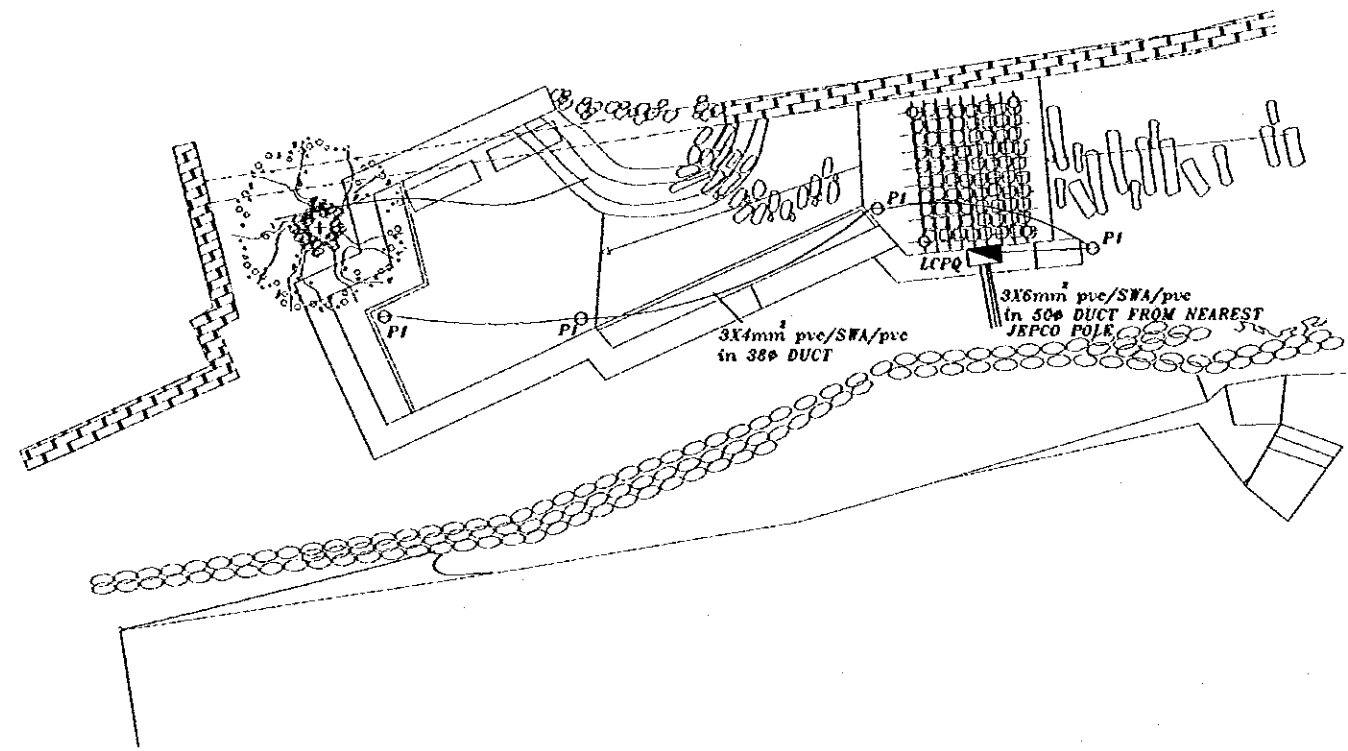
Designed by:  
Japan International Cooperation  
Agency (JICA)  
JICA Study Team:  
Joint Venture of  
Pacific Consultants International and  
Yamashita Sekkei Inc.  
Subcontracted Local Consultant:  
TIBAH Consultants  
Architects, Engineers

DATE: JUNE-10/2000

Drawing No:  
**TOURIST STREET (TALAL)  
ZONE 4-LIGHTING LAYOUT**

Scale: 1:100  
Drawing No.: AD.BT-13

Note:  
This detailed design has been executed by a team  
of consultants as shown below in accordance with  
the agreement between Japan International  
Cooperation Agency (JICA) and JICA Study  
Team.  
The copyright of this drawing rests with JICA.  
ALL MEASUREMENTS ARE IN CENTIMETERS.  
DO NOT SCALE DRAWINGS.  
FOR PATTERNED ITEMS REFER TO DETAIL.  
FOR HAND RAIL REFER TO DETAIL.



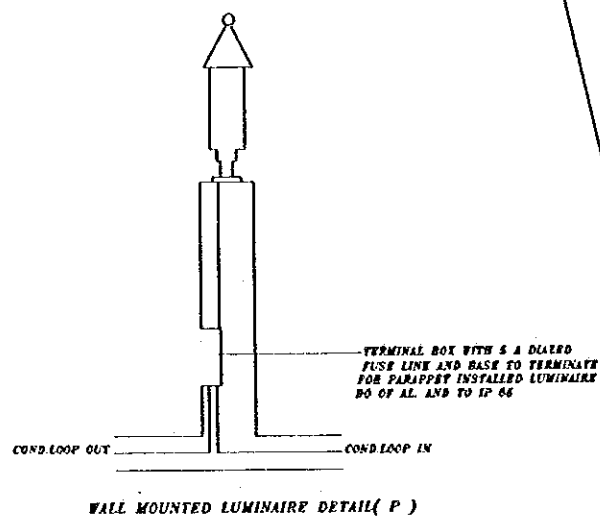
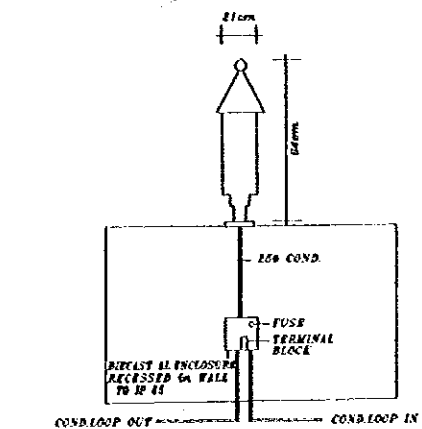
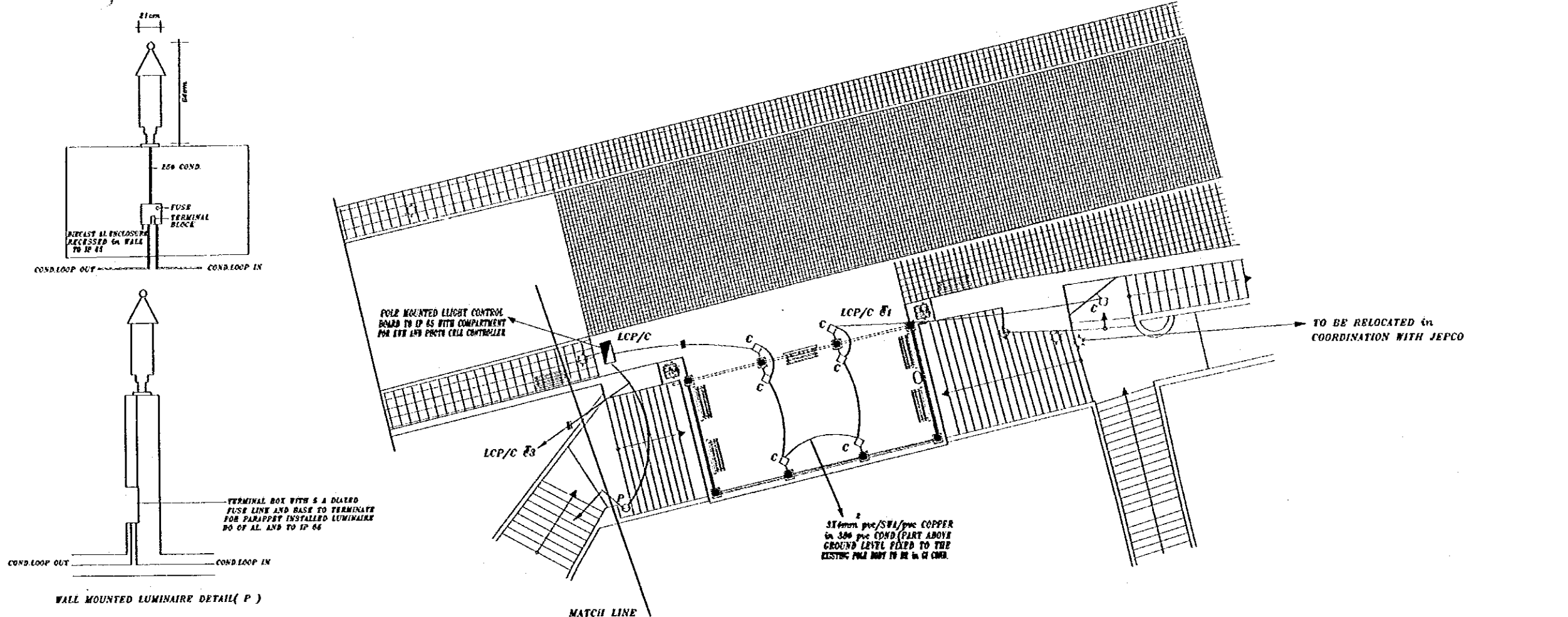
Designed by:  
Japan International Cooperation Agency (JICA)  
JICA Study Team:  
Joint Venture of  
Pacific Consultants International and  
Yamasita Sekkei Inc.  
Subcontracted Local Consultant:  
TIBAH Consultants  
Architects, Engineers

DATE: JUNE-10/2000

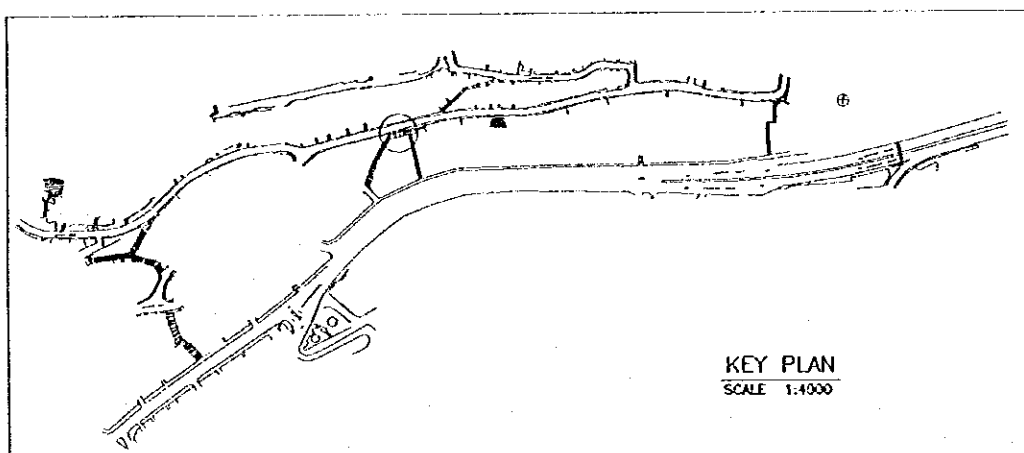
Tourist Lookouts  
Drawing Title:  
QALAA LOOKOUT  
LIGHTING LAYOUT

Scale: 1:100  
Drawing No: AD.EL-01

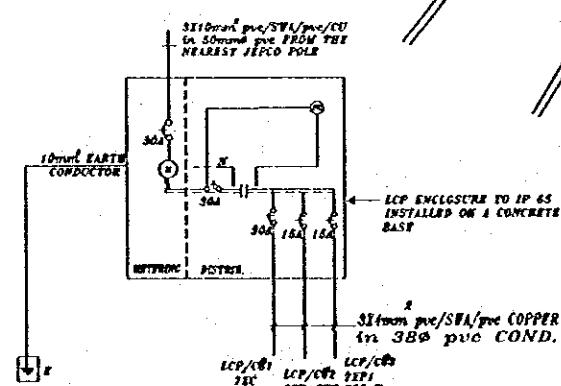
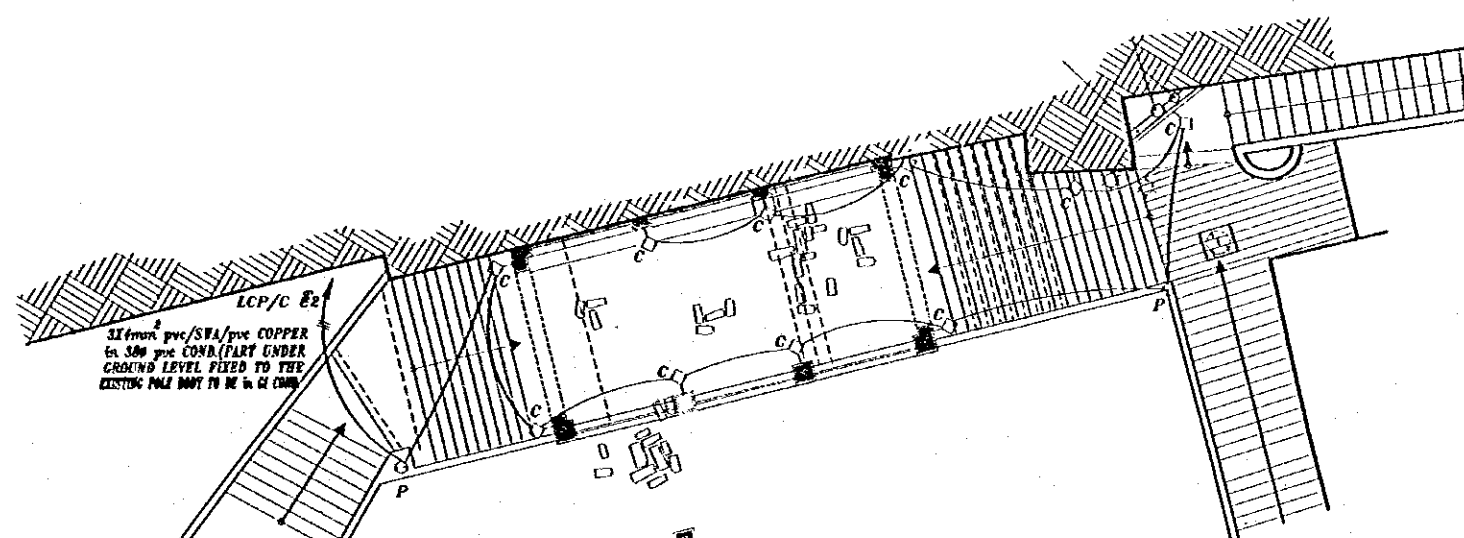
Note:  
This detailed design has been executed by a team  
of consultants as shown below in accordance with  
the agreement between Japan International  
Cooperation Agency (JICA) and JICA Study  
Team.  
The copyright of this drawing rests with JICA.  
ALL MEASUREMENTS ARE IN CENTIMETERS.  
DO NOT SCALE DRAWINGS.  
FOR PATTERNED FILING REFER TO DETAIL.  
FOR HAND RAIL REFER TO DETAIL.



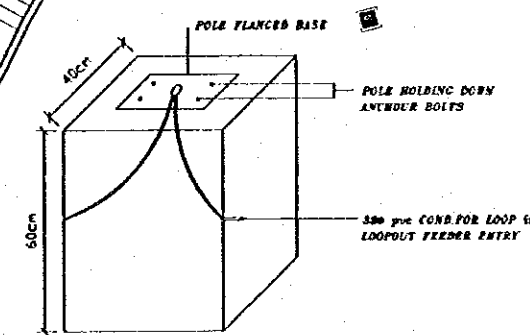
WALL MOUNTED LUMINAIRE DETAIL ( P )



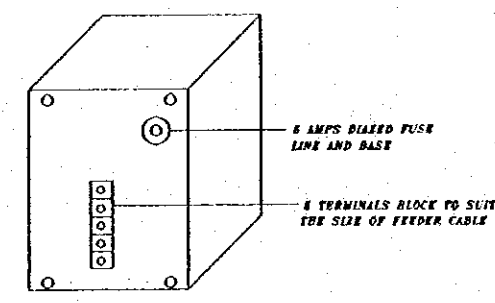
KEY PLAN  
SCALE 1:4000



LCP/C SCHEMATIC -  
LCP/C - IP45 ENCLASURE FOR RECESSED  
INSTALLATION COMPLETE WITH SPACE FOR  
10 1/2" WATER AND INCOMING/OUTGOING  
MCBS AND CONTACTORS



POLE CONCRETE FOUNDATION DETAIL



FRONT VIEW (COVER REMOVED)

FUSE CUT OUT PLATE TO BE  
IN THE POLE COMPARTMENT  
FOR CUT OUT SPACE WITH  
COVER TO IP 54



Designed by:  
Japan International Cooperation  
Agency (JICA)

JICA Study Team:  
Joint Venture of  
Pacific Consultants International and  
Yamashita Sekkei Inc.

Subcontracted Local Consultant:  
TIBAH Consultants  
Architects, Engineers

DATE: JUNE-10/2000

Tourist Trails

Drawing title:  
CENTRAL LOOKOUTS  
LIGHTING LAYOUT

Scale: 1:100  
Drawing No.: AD.EL-02

Note:  
This detailed design has been executed by a team of consultants as shown below in accordance with the agreement between Japan International Cooperation Agency (JICA) and JICA Study Team.  
The copyright of this drawing rests with JICA. ALL MEASUREMENTS ARE IN CENTIMETERS. DO NOT SCALE FROM DRAWING.  
Soft landscape is shown on architectural drawings.

TYPE	ABB.	SCIENTIFIC NAME	COMMON NAME	SPREAD m	HEIGHT m	E/D	QUANTITY	EFFECT
<b>AMMAN TRAILS</b>								
TREES	TA	TELLA ARGENTIA 12/14	LIME	10	6	D	5	CANOPY TREE SCENTED FLOWERS
	AM	ACACIA NERBOEA	ACACIA	8	6	SD	9	YELLOW FLOWERS, ADAPTIVE TREE
	CR	CUPRESSUS SEMPERVERENS VAR. (ROCKET)	CYPRESS	1	10	E	8	FORMAL VERTICAL SHAPE
	JA	JACARANDA ACUTIFOLIA	JACARANDA	6	7	D	10	ATTRACTIVE, MULTI-TRUNK TREE, BLUE FLOWERS
	CS	CUPRESSUS SEMPERVERENS	CYPRESS	2	10	E	7	DENSE GREEN LEAVES
	CAS	CASTANEA SATIVA	CHERRY NUT	10	20	D	6	NO CANOPY TREE
SHRUBS	BR	BIGNONIA RADICANS	BIGNONIA	2	8	D	1	ORANGE FLOWERS, CLIMBER
	PD	PELARGONIUM DOMESTICUM	GERANIUM	0.5	0.80	E	180	STRONG COLORFUL SHRUB
VINES	VV	VITIS VITIFERA	GRAPE	2	8	D	5	CLIMBER, BUNCH GRAPES
	BO	BOUGAINVILLEA SPECTABILIS	BOUGAINVILLEA	2	6	D	14	STRONG PURPLE FLOWERS, FAST GROWING
GROUND COVER	CR	CARPORANTUS EDULIS	ICE PLANT	0.6	0.8	E	10	EXCELLENT GROUND COVER FOR NEGLECTED AREAS
<b>AMMAN LOOKOUTS</b>								
TREES	CR	CUPRESSUS SEMPERVERENS VAR. (ROCKET)	CYPRESS	1	10	E	1	FORMAL VERTICAL SHAPE
	CA	CELTES AUSTRALIS	NETTLE TREE	6-10	10	D	3	NO CANOPY TREE
SHRUBS	EJ	EUONYMUS JAPONICA	EUONYMUS	1	2	E	16	GOOD FOR HEDGES, ATTRACTIVE GREEN & YELLOW FOLIAGE
<b>TOURIST STREET (TALAL)</b>								
TREES	CA	CELTES AUSTRALIS	NETTLE TREE	6-10	10	D	61	NO CANOPY TREE
	TA	TELLA ARGENTIA 12/14	LIME	10	6	D	5	CANOPY TREE, SCENTED FLOWERS
<b>AMMAN PLAZAS</b>								
TREES	JA	JACARANDA ACUTIFOLIA	JACARANDA	6	7	D	4	ATTRACTIVE, MULTI-TRUNK TREE, BLUE FLOWERS
	CAS	CASTANEA SATIVA	CHERRY NUT	10	20	D	5	NO CANOPY TREE
	PM	POPULUS NIGRA	LOMBARDY POPLAR	2	20	D	5	FAST GROWING COLUMNAR TREE
	BO	BETTERBIA CAFFRA	CORAL TREE	10	10	D	2	PLEASANT SHAPE, RED FLOWERS
SHRUBS	PD	PELARGONIUM DOMESTICUM	GERANIUM	0.5	0.80	E	1815	STRONG COLORFUL SHRUB
	LA	LAVANDULA ANGUSTIFOLIA	LAVENDER	1	1.5	E	177	AROMATIC FLOWERING SHRUB
	EJ	EUONYMUS JAPONICA	EUONYMUS	1	2	E	167	GOOD FOR HEDGES, ATTRACTIVE GREEN & YELLOW FOLIAGE

Designed by:  
Japan International Cooperation Agency (JICA)

JICA Study Team:  
Joint Venture of Pacific Consultants International and Yamasita Sekkei Inc.

Subcontracted Local Consultant:  
TRAH Consultants  
Architects, Engineers

DATE: JUNE-10/2000

Tourist Trails  
Drawing Title:  
Planting Schedule

Scale: NTS  
Drawing No.: AD-LG-01