

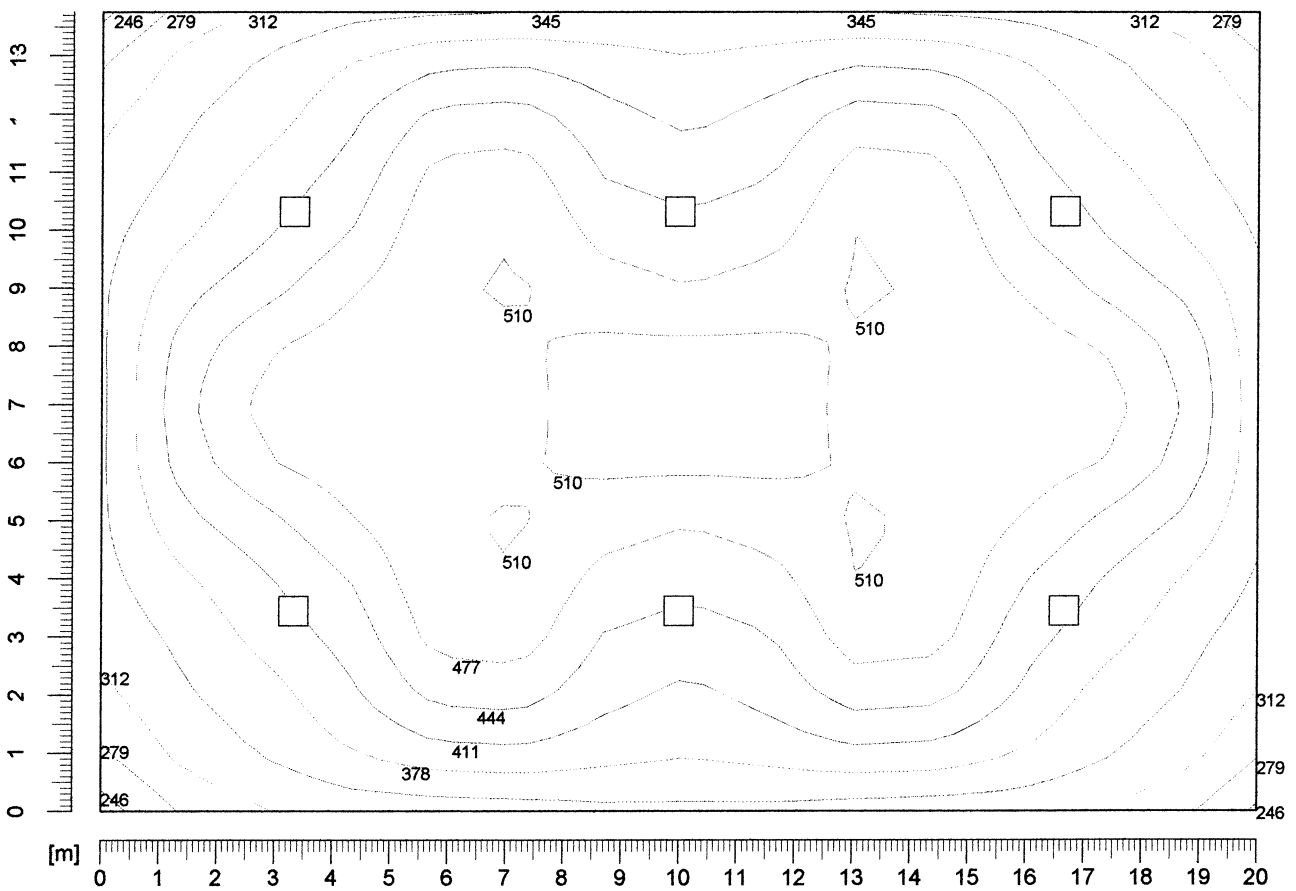
MECHANICAL AND ELECTRICAL

AL-DIA 'S

AL-DIA ;A

Project : GROUND FLOOR AREA (1/1) (R.B.T)
Data : 13/07/2000
Client name : GAM (GAM)
Room :
Calc. area :

Isolux Working plane



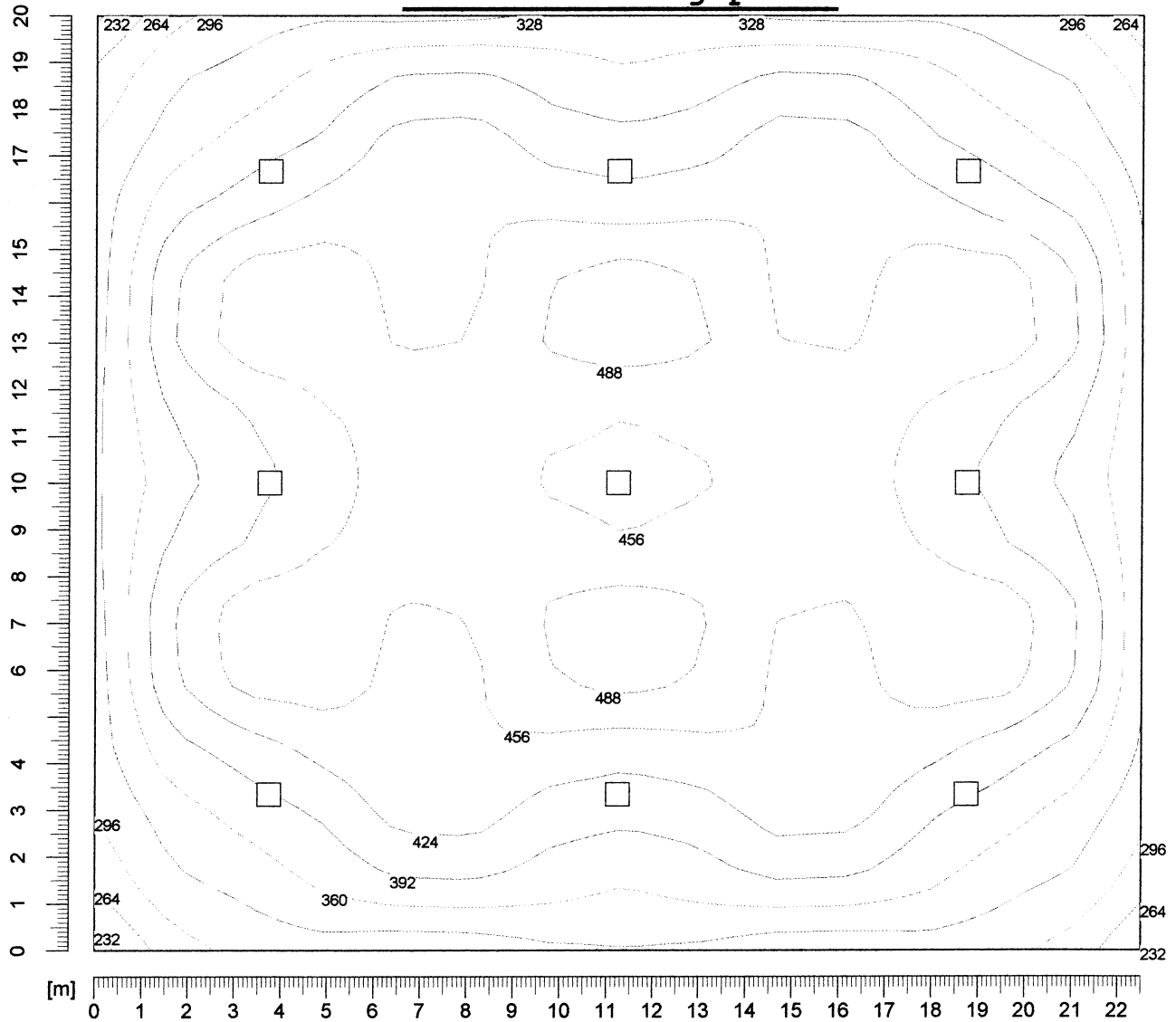
Section values [lux]					
—————	246.0	—————	345.0	—————	444.0
.....	279.0	378.0	477.0
.....	312.0	—————	411.0	510.0

AL-DIA'S

AL-DIA;A

Project : GROUND FLOOR AREA (1/2) (R.B.T)
Data : 13/07/2000
Client name : GAM (GAM)
Room :
Calc. area :

Isolux Working plane



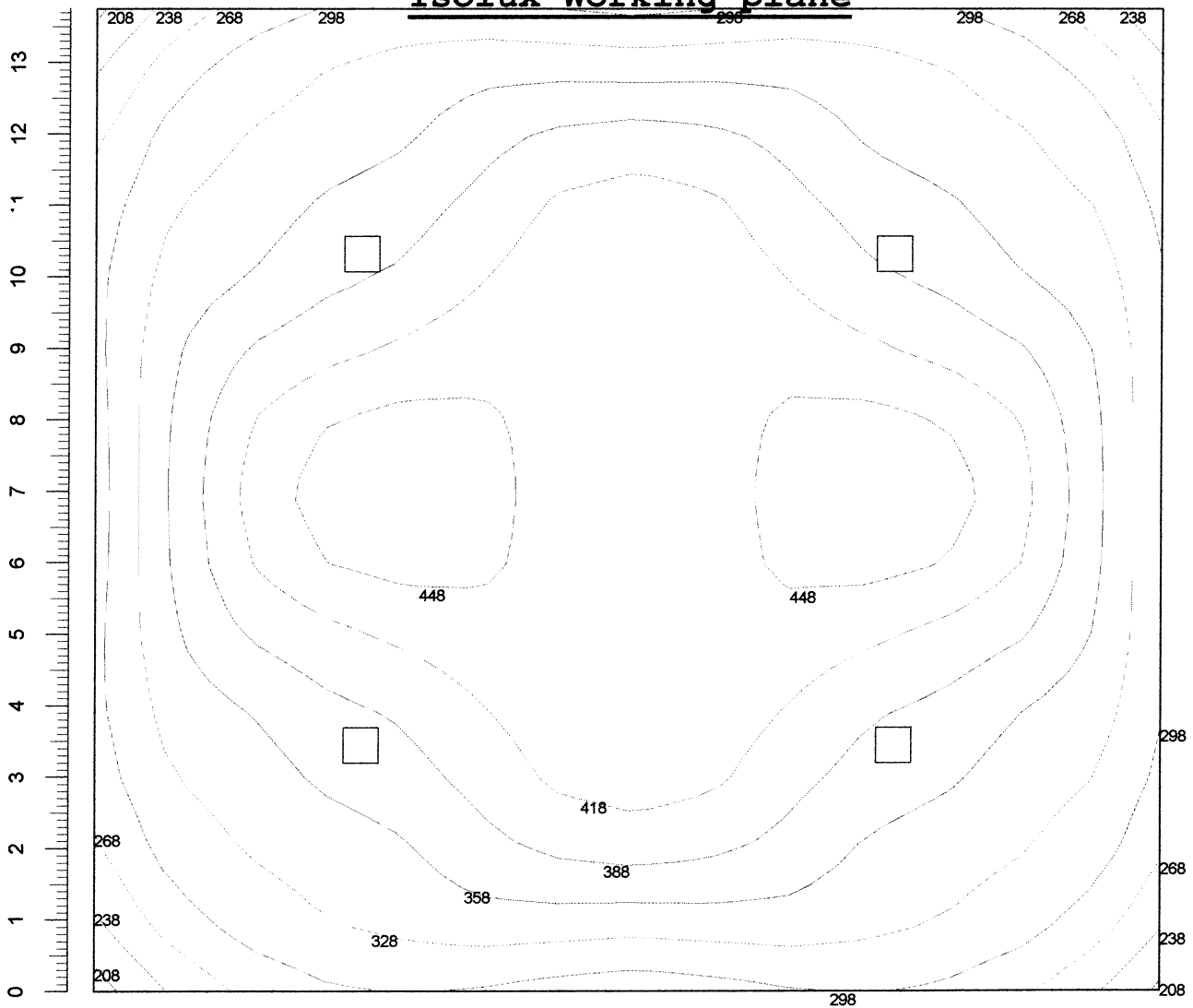
Section values [lux]					
—————	232.0	—————	328.0	—————	424.0
—————	264.0	360.0	456.0
.....	296.0	—————	392.0	488.0

AL-DIA ' S

AL-DIA ; A

Project : GROUND FLOOR AREA (1/3) (R.B.T)
Data : 13/07/2000
Client name : GAM (GAM)
Room :
Calc. area :

Isolux Working plane



[m] 0 1 2 3 4 5 6 7 8 9 10 11 12 13 14 15

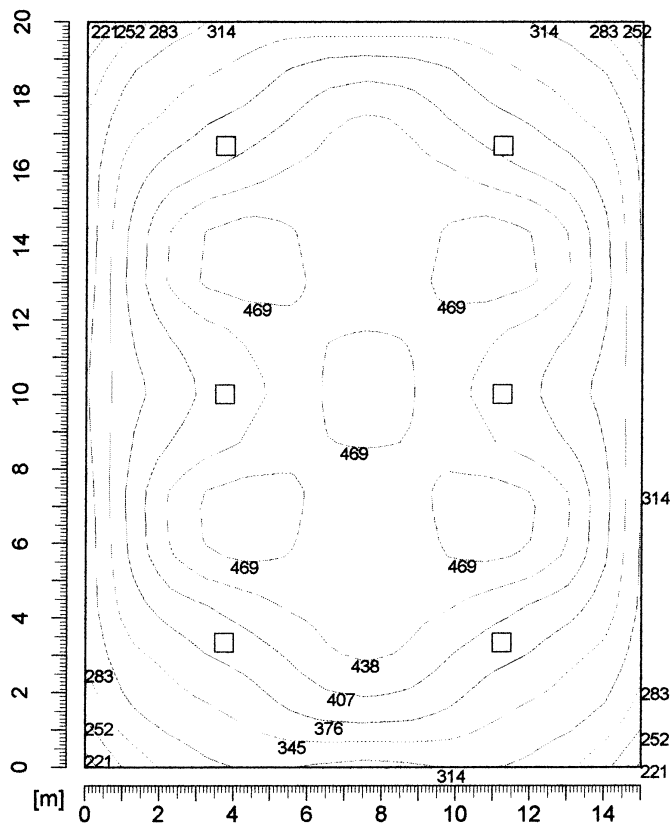
Section values [lux]					
—————	208.0	—————	298.0	—————	388.0
—————	238.0	—————	328.0	—————	418.0
—————	268.0	—————	358.0	—————	448.0

AL-DIA ' S

AL-DIA ;A

Project : **GROUND FLOOR AREA (1/4) (R.B.T)**
Data : **13/07/2000**
Client name : **GAM (GAM)**
Room :
Calc. area :

Isolux Working plane



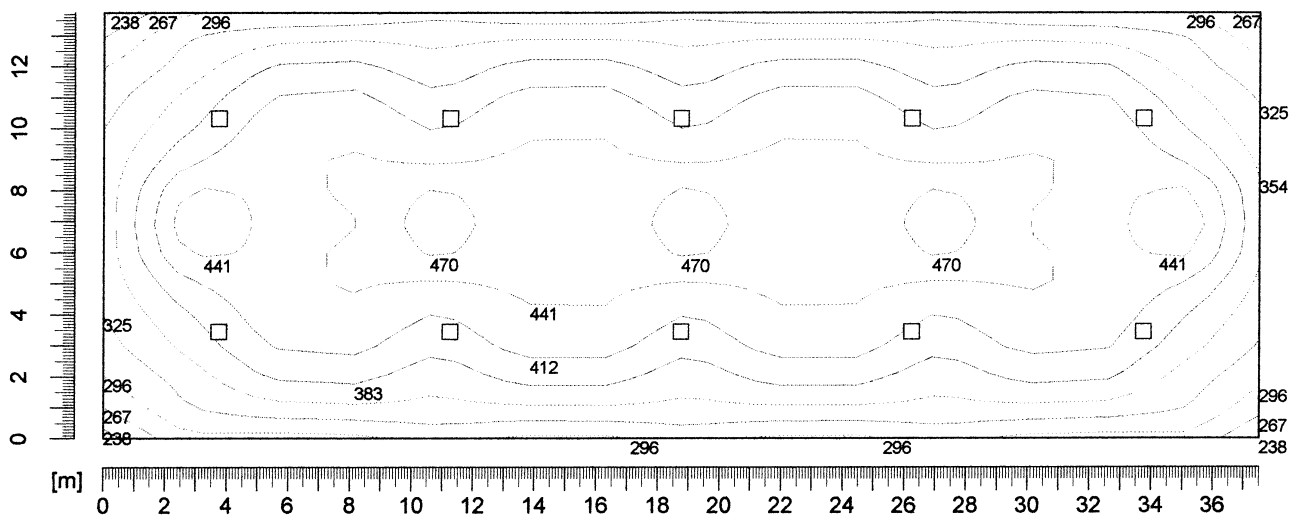
Section values [lux]					
—————	221.0	—————	314.0	—————	407.0
—————	252.0	—————	345.0	—————	438.0
—————	283.0	—————	376.0	—————	469.0

AL-DIA ' S

AL-DIA ; A

Project : GROUND FLOOR AREA (1/5) (R.B.T)
Data : 13/07/2000
Client name : GAM (GAM)
Room :
Calc. area :

Isolux Working plane



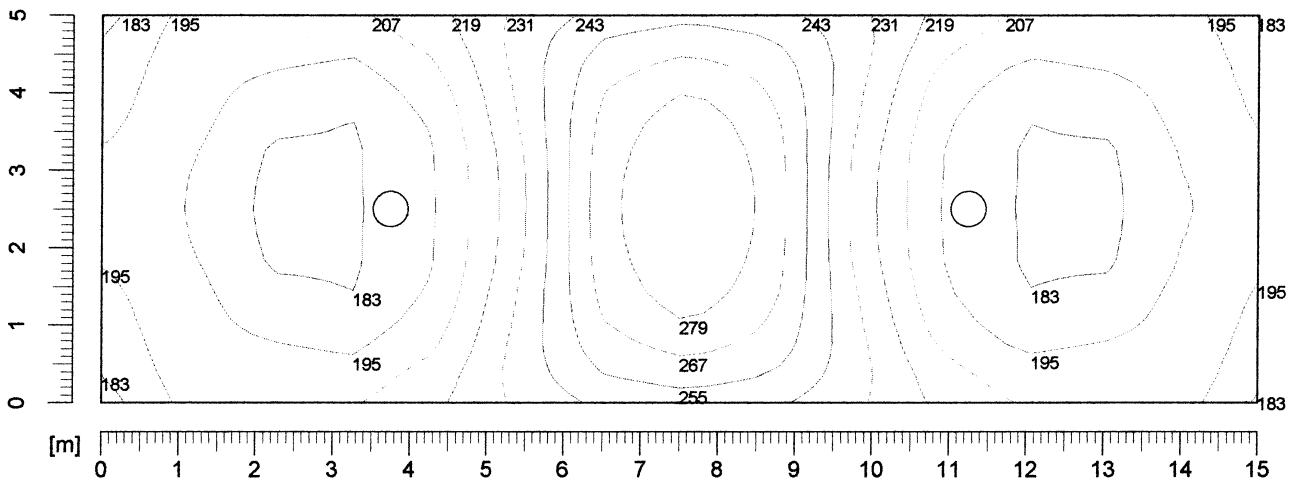
Section values [lux]					
—————	238.0	—————	325.0	—————	412.0
—————	267.0	—————	354.0	—————	441.0
—————	296.0	—————	383.0	—————	470.0

AL-DIA ' S

AL-DIA ;A

Project : GROUND FLOOR AREA (1/6) (R.B.T)
Data : 13/07/2000
Client name : GAM (GAM)
Room :
Calc. area :

Isolux Working plane



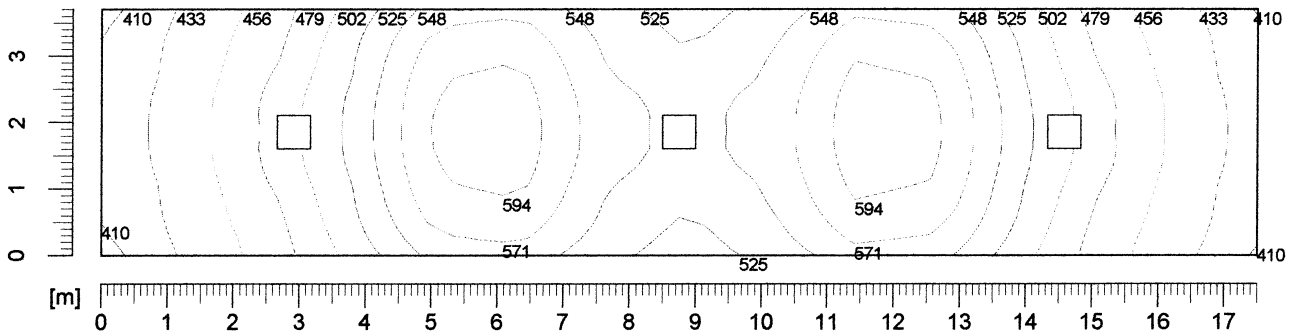
Section values [lux]					
—————	183.0	—————	219.0	—————	255.0
—————	195.0	—————	231.0	—————	267.0
—————	207.0	—————	243.0	—————	279.0

AL-DIA ' S

AL-DIA ; A

Project : GROUND FLOOR AREA (1/7) (R.B.T)
Data : 13/07/2000
Client name : GAM (GAM)
Room :
Calc. area :

Isolux Working plane



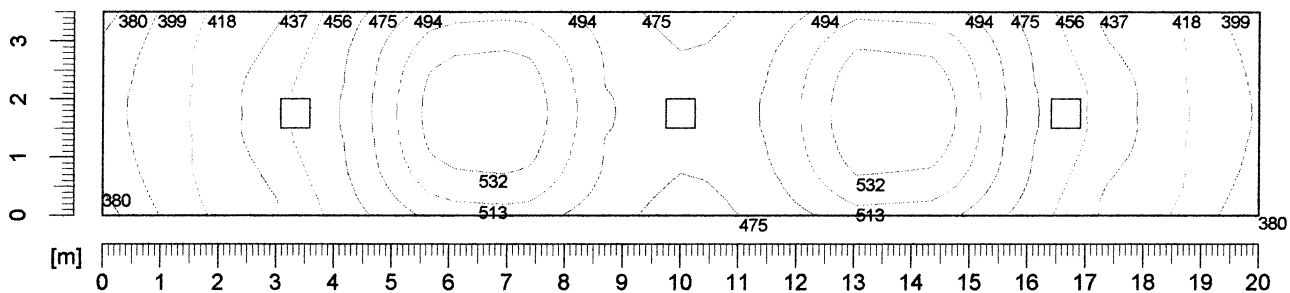
Section values [lux]					
—————	410.0	—————	479.0	—————	548.0
—————	433.0	—————	502.0	—————	571.0
—————	456.0	—————	525.0	—————	594.0

AL-DIA ' S

AL-DIA ;A

Project : **GROUND FLOOR AREA (1/8) (R.B.T)**
Data : **13/07/2000**
Client name : **GAM (GAM)**
Room :
Calc. area :

Isolux Working plane



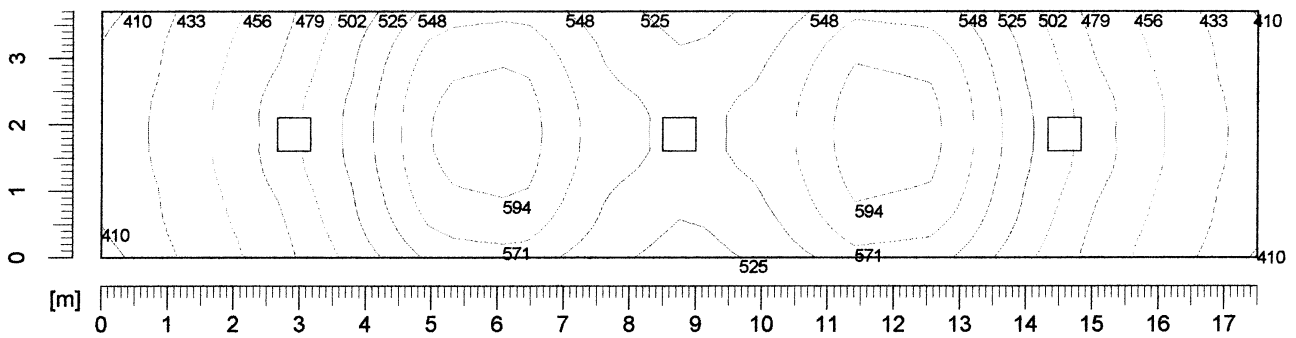
Section values [lux]					
_____	380.0	_____	437.0	_____	494.0
_____	399.0	_____	456.0	_____	513.0
_____	418.0	_____	475.0	_____	532.0

AL-DIA 'S

AL-DIA ;A

Project	: GROUND FLOOR AREA (1/9) (R.B.T)
Data	: 13/07/2000
Client name	: GAM (GAM)
Room	:
Calc. area	:

Isolux Working plane



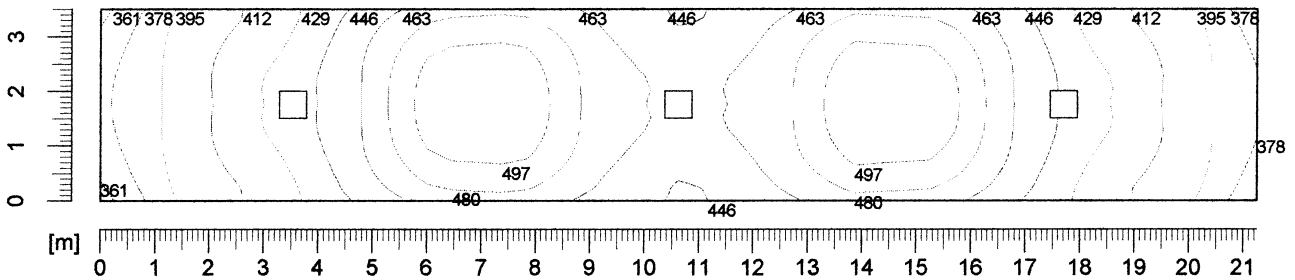
Section values [lux]					
—————	410.0	—————	479.0	—————	548.0
—————	433.0	—————	502.0	—————	571.0
—————	456.0	—————	525.0	—————	594.0

AL-DIA 'S

AL-DIA ;A

Project : GROUND FLOOR AREA (1/10) (R.B.T)
Data : 13/07/2000
Client name : GAM (GAM)
Room :
Calc. area :

Isolux Working plane



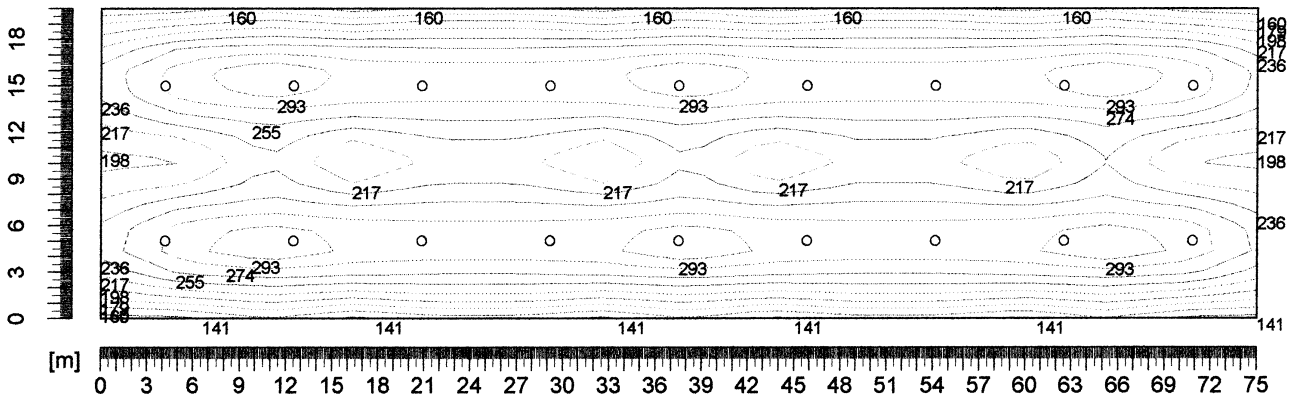
Section values [lux]					
—————	361.0	—————	412.0	—————	463.0
—————	378.0	—————	429.0	—————	480.0
—————	395.0	—————	446.0	—————	497.0

AL-DIA 'S

AL-DIA ;A

Project : GROUND FLOOR AREA (1/11) (R.B.T)
Data : 13/07/2000
Client name : GAM (GAM)
Room :
Calc. area :

Isolux Working plane



Section values [lux]					
—————	141.0	—————	198.0	—————	255.0
—————	160.0	—————	217.0	—————	274.0
—————	179.0	—————	236.0	—————	293.0

AL-DIA'A

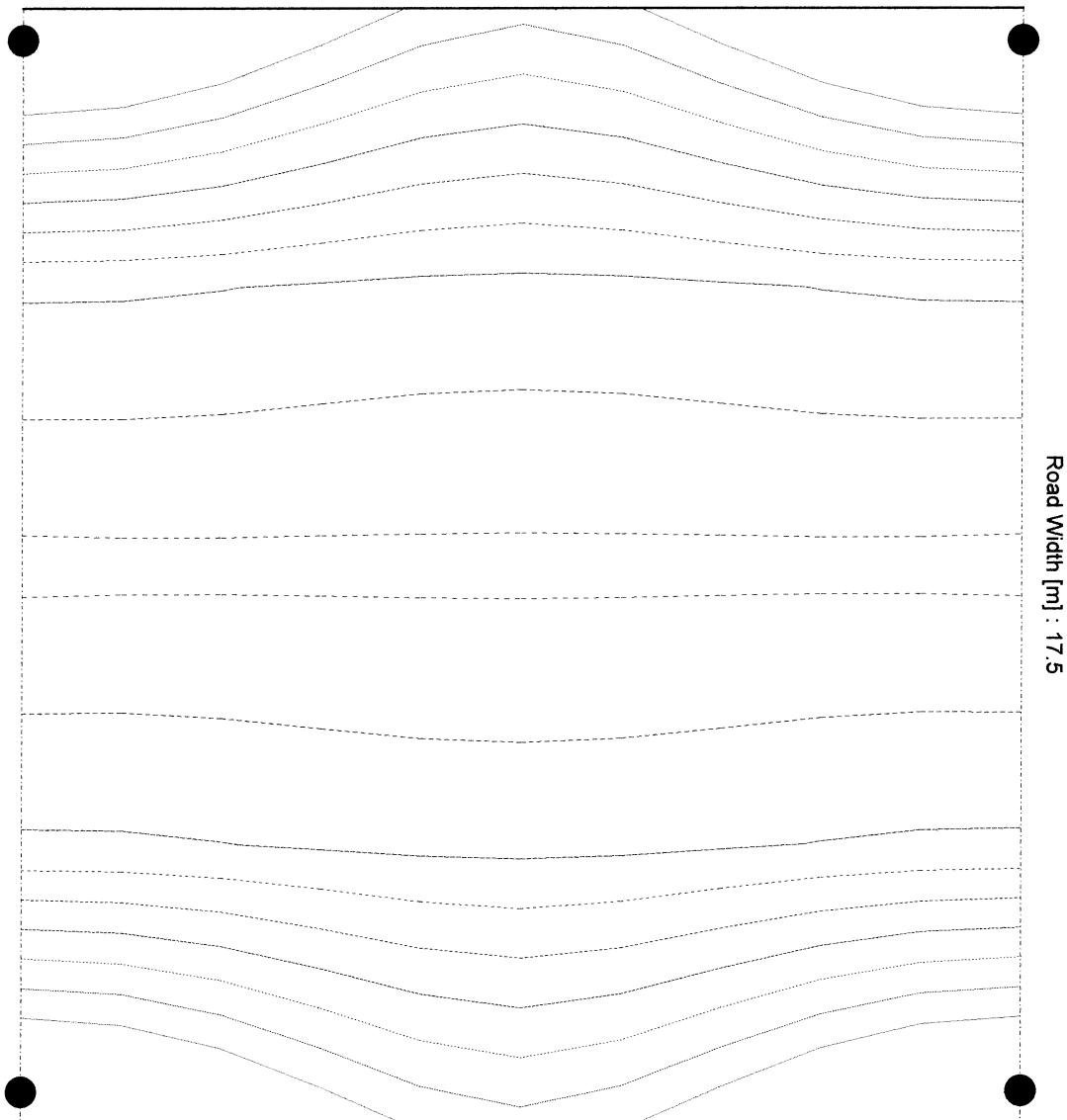
AL-DIA'A

Project : R.B.T G.F AREA (EX-1)
Date : 15/07/2000
Code :
Client : GAM

P. #01
15/07/2000

HORIZONTAL ISOLUX CURVES

Lanterns Spacing [m] : 7.5



Levels Values [lux] :

-----	9.0	-----	15.0	-----	21.0
-----	11.0	-----	17.0	-----	23.0
-----	13.0	-----	19.0	-----	25.0

L-DIA'A


L-DIA'A

Project : R.B.T G.F AREA (EX-2)
Date : 15/07/2000
Code :
Client : GAM

P. #01
15/07/2000

HORIZONTAL ISOLUX CURVES

Lanterns Spacing [m] : 22.5



Levels Values [lux] :

-----	4.0	-----	28.0	-----	52.0
-----	12.0	-----	36.0	-----	60.0
-----	20.0	-----	44.0	-----	68.0


AL-DIA'A
AL-DIA'A

Project : R.B.T G.F AREA (EX-3)
Date : 15/07/2000
Code :
Client : GAM

P. #01
15/07/2000

HORIZONTAL ISOLUX CURVES

Lanterns Spacing [m] : 20.0



Levels Values [lux] :

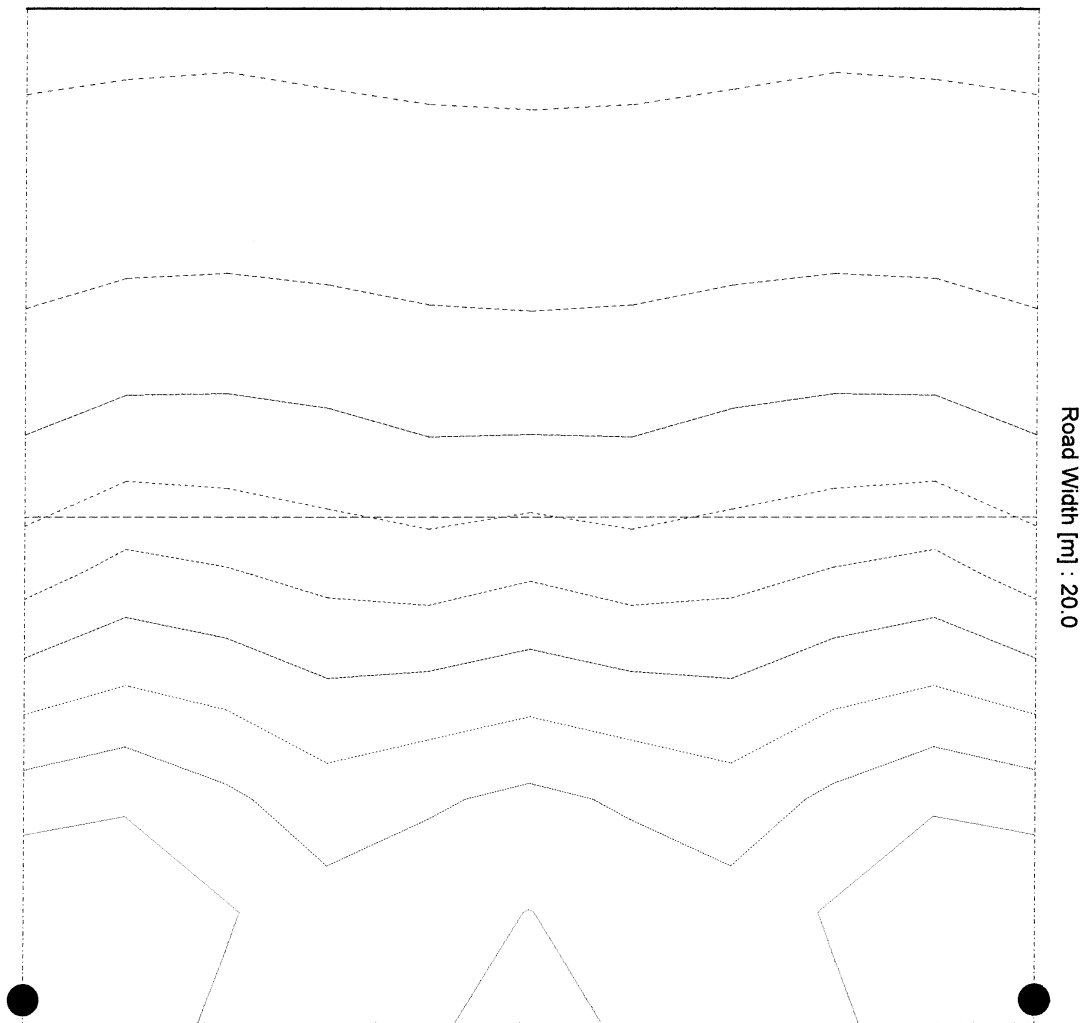
11.0	-----	38.0	-----	65.0
20.0	-----	47.0	-----	74.0
29.0	-----	56.0	-----	83.0

AL-DIA'A
AL-DIA'A

Project	: R.B.T G.F AREA (EX-1)	P. #01
Date	: 15/07/2000	15/07/2000
Code	:	
Client	: GAM	

HORIZONTAL ISOLUX CURVES

Lanterns Spacing [m] : 20.0



Levels Values [lux] :

-----	11.0	-----	38.0	-----	65.0
-----	20.0	-----	47.0	-----	74.0
-----	29.0	-----	56.0	-----	83.0

AL-DIA'A

AL-DIA'A

Project : R.B.T G.F AREA (EX-5)

P. #01
15/07/2000

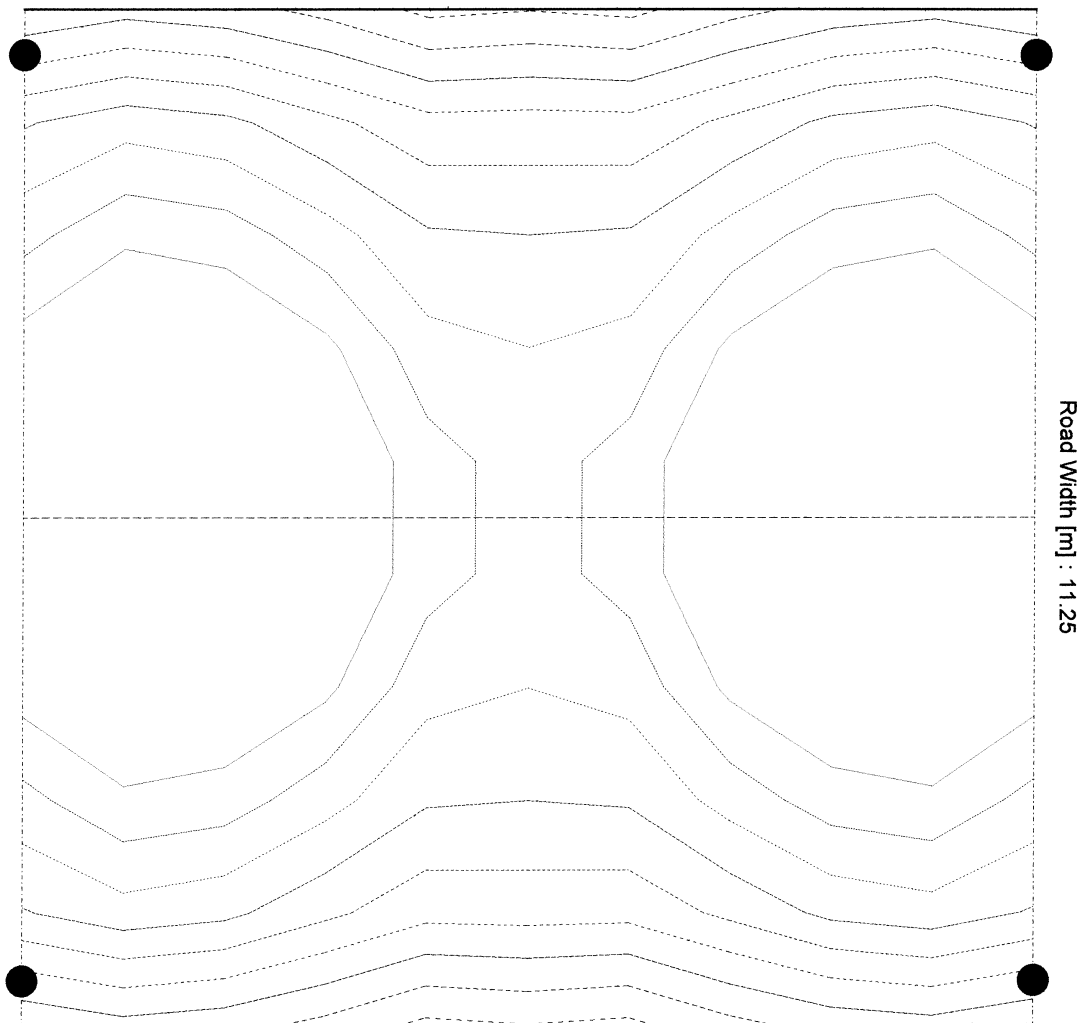
Date : 15/07/2000

Code :

Client : GAM

HORIZONTAL ISOLUX CURVES

Lanterns Spacing [m] : 11.25



Levels Values [lux] :

-----	175.0	-----	190.0	-----	205.0
-----	180.0	-----	195.0	-----	210.0
-----	185.0	-----	200.0	-----	215.0

AL-DIA'A

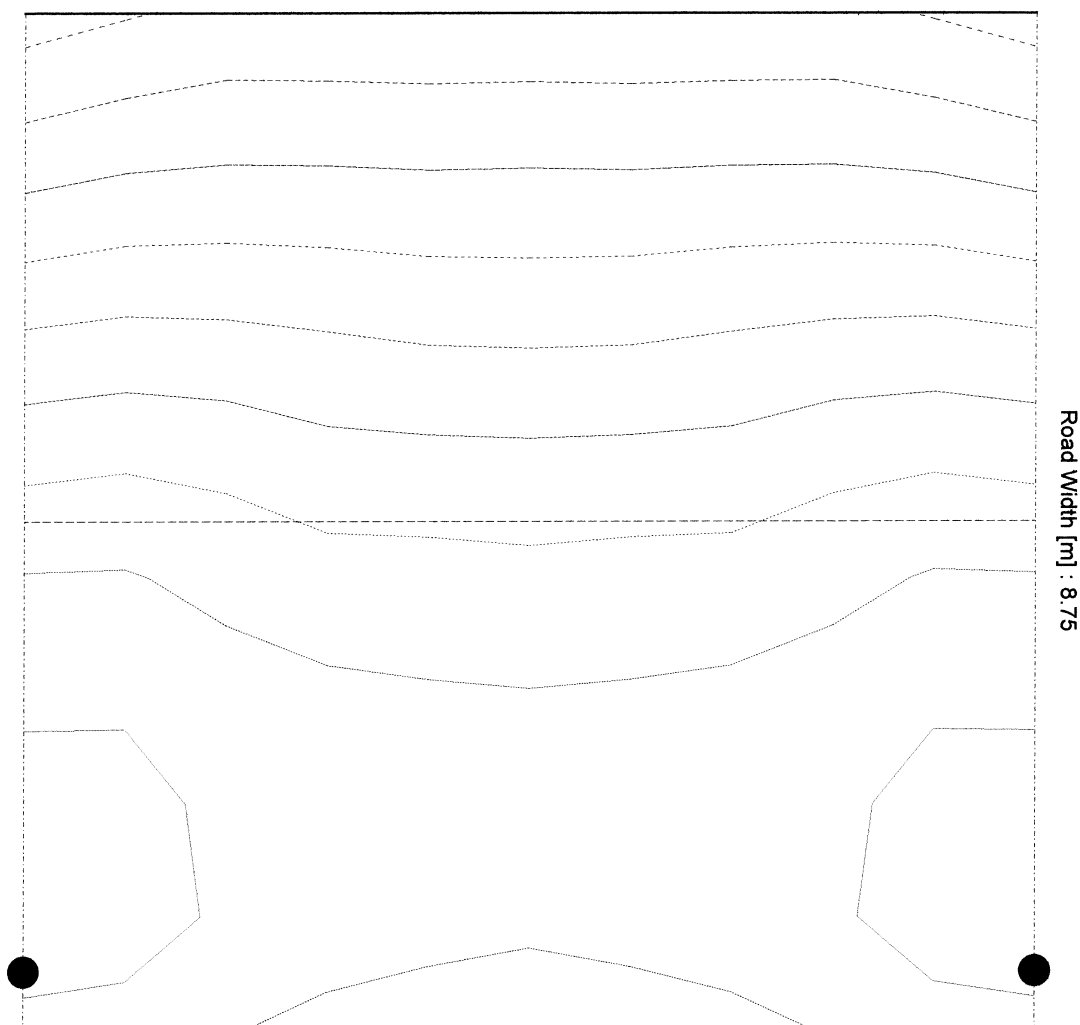
AL-DIA'A

Project : R.B.T G.F AREA (EX-6)
Date : 15/07/2000
Code :
Client : GAM

P. #01
15/07/2000

HORIZONTAL ISOLUX CURVES

Lanterns Spacing [m] : 8.75



Levels Values [lux] :

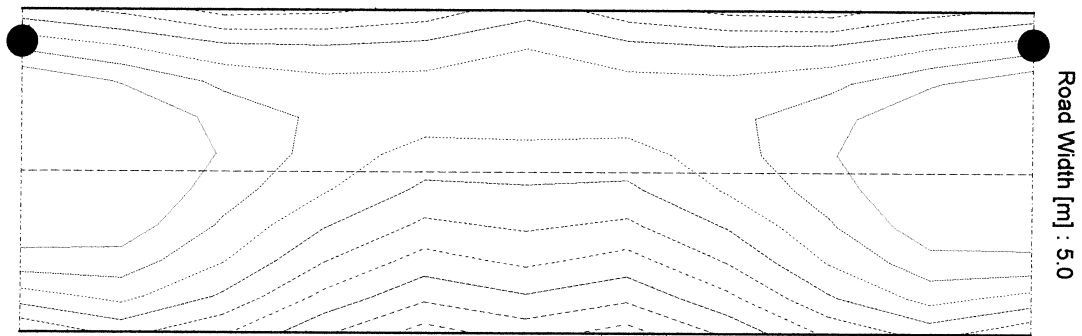
-----	84.0	-----	114.0	-----	144.0
-----	94.0	-----	124.0	-----	154.0
-----	104.0	-----	134.0	-----	164.0

AL-DIA'A
AL-DIA'A

Project	: R.B.T G.F AREA (EX-7)	P. #01
Date	: 15/07/2000	15/07/2000
Code	:	
Client	: GAM	

HORIZONTAL ISOLUX CURVES

Lanterns Spacing [m] : 15.75



Levels Values [lux] :

-----	90.0	-----	96.0	-----	102.0
-----	92.0	-----	98.0	-----	104.0
-----	94.0	-----	100.0	-----	106.0

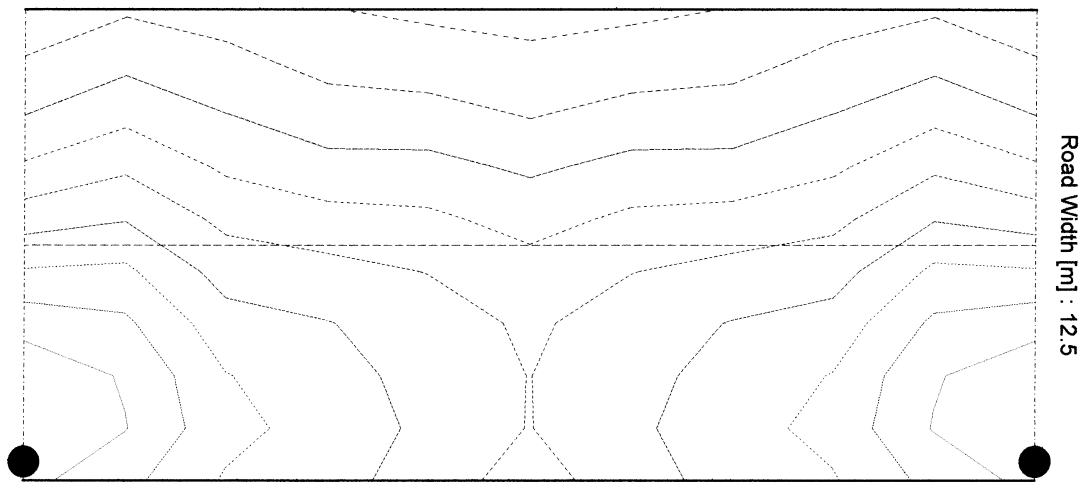
AL-DIA'A

AL-DIA'A

Project	: R.B.T G.F AREA (EX-8)	P. #01
Date	: 15/07/2000	15/07/2000
Code	:	
Client	: GAM	

HORIZONTAL ISOLUX CURVES

Lanterns Spacing [m] : 27.0



Levels Values [lux] :

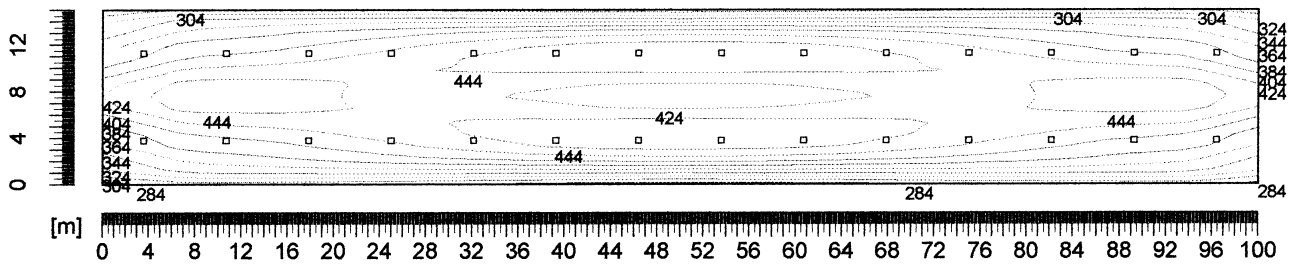
-----	20.0	-----	41.0	-----	62.0
-----	27.0	-----	48.0	-----	69.0
-----	34.0	-----	55.0	-----	76.0

AL-DIA ' S

AL-DIA ; A

Project : FIRST FLOOR AREA (1/1) (R.B.T)
Data : 13/07/2000
Client name : GAM (GAM)
Room :
Calc. area :

Isolux Working plane



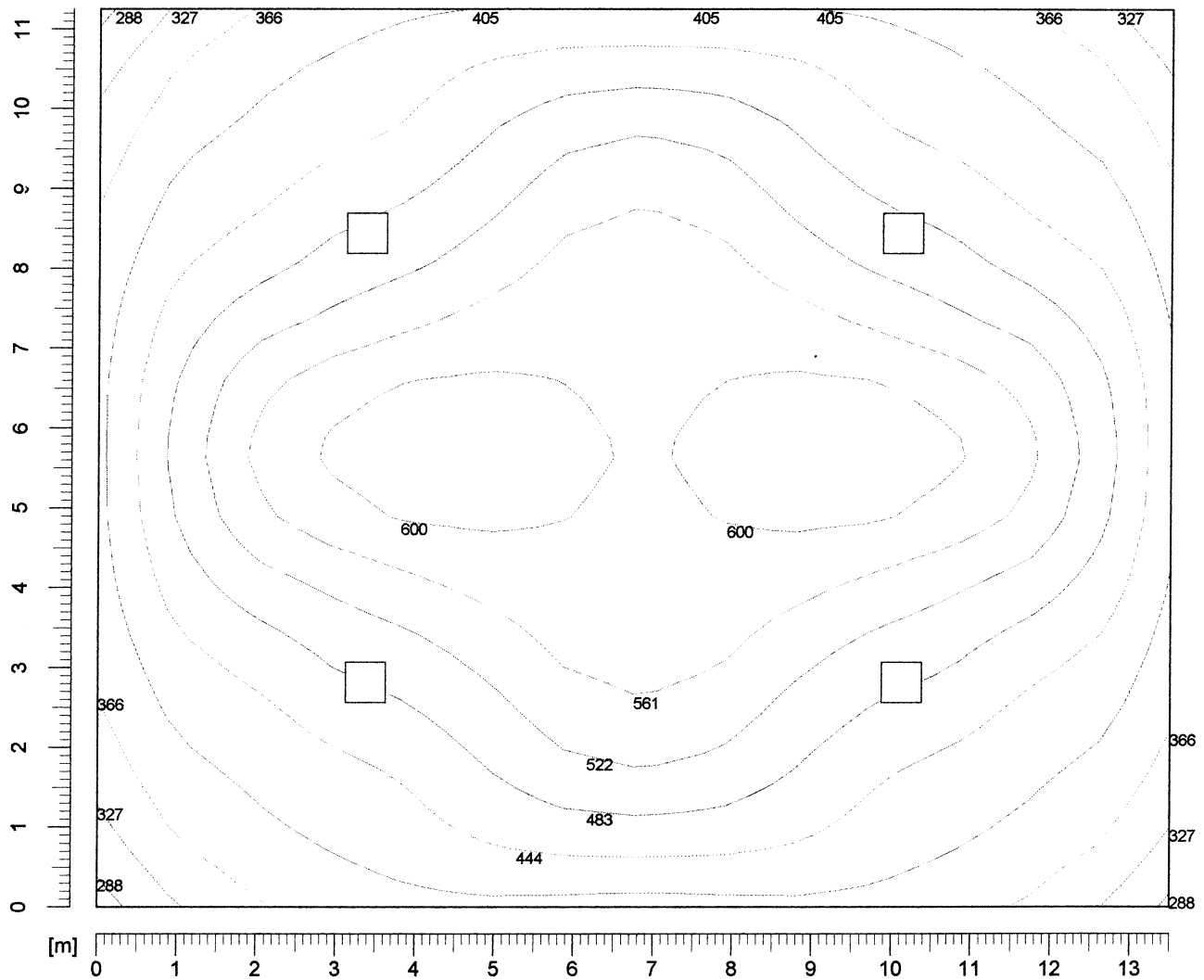
Section values [lux]					
—————	284.0	—————	344.0	—————	404.0
—————	304.0	—————	364.0	—————	424.0
—————	324.0	—————	384.0	—————	444.0

AL-DIA 'S

AL-DIA ;A

Project : *FIRST FLOOR AREA (1/2) (R.T.B)*
Data : *15/07/2000*
Client name : *GAM (GAM)*
Room :
Calc. area :

Isolux Working plane



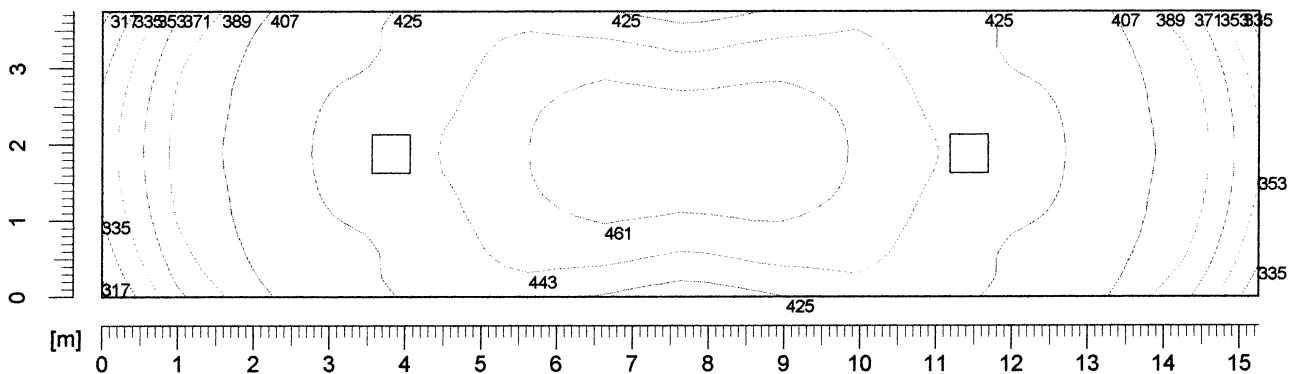
Section values [lux]					
—————	288.0	—————	405.0	—————	522.0
—————	327.0	444.0	561.0
.....	366.0	—————	483.0	600.0

AL-DIA ' S

AL-DIA ; A

Project	: FIRST FLOOR AREA (1/3) (R.B.T)
Data	: 15/07/2000
Client name	: GAM (GAM)
Room	:
Calc. area	:

Isolux Working plane



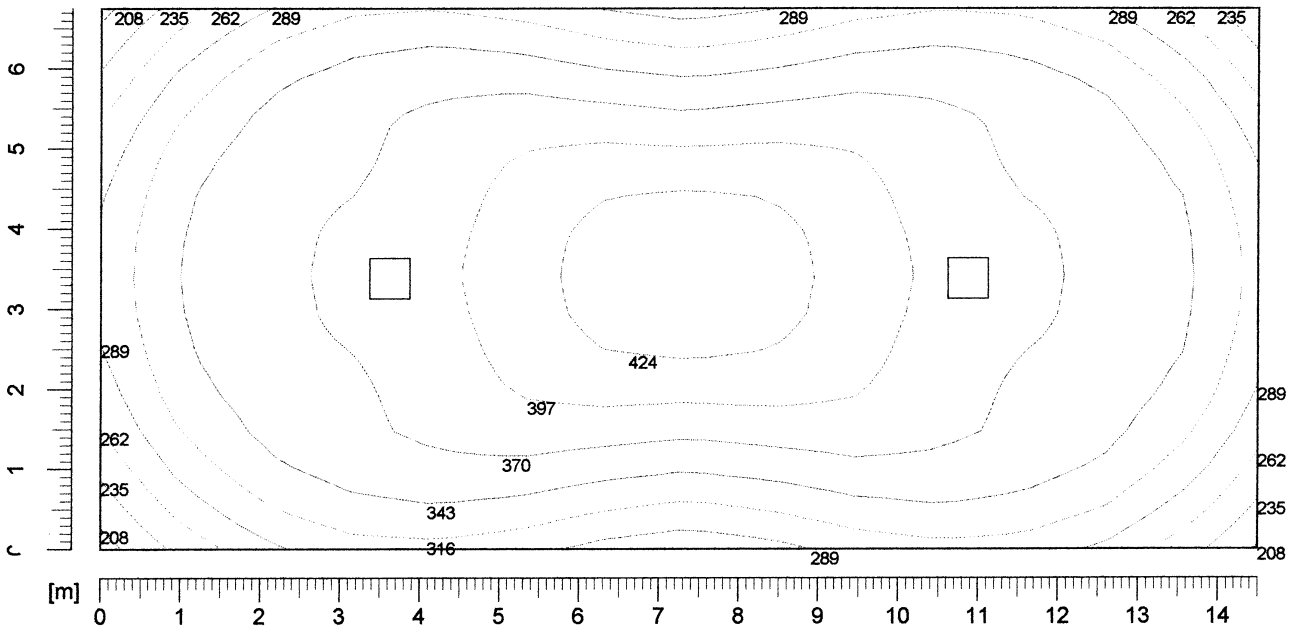
Section values [lux]					
_____	317.0	_____	371.0	_____	425.0
_____	335.0	_____	389.0	_____	443.0
_____	353.0	_____	407.0	_____	461.0

AL-DIA ' S

AL-DIA ; A

Project : **FIRST FLOOR AREA (1/4) (R.B.T)**
Data : **15/07/2000**
Client name : **GAM (GAM)**
Room :
Calc. area :

Isolux Working plane



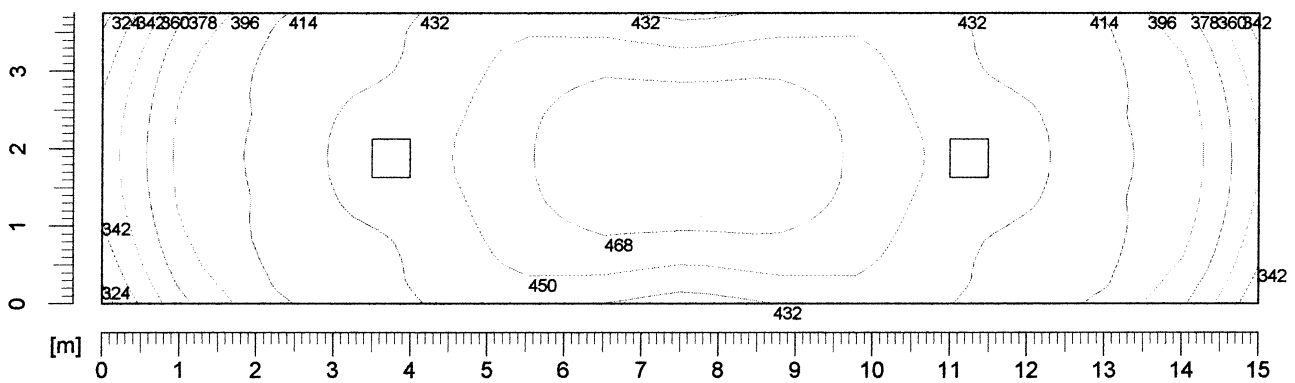
Section values [lux]					
—————	208.0	—————	289.0	—————	370.0
.....	235.0	316.0	397.0
.....	262.0	343.0	424.0

AL-DIA 'S

AL-DIA ;A

Project	: FIRST FLOOR AREA (1/5) (R.B.T)
Data	: 15/07/2000
Client name	: GAM (GAM)
Room	:
Calc. area	:

Isolux Working plane



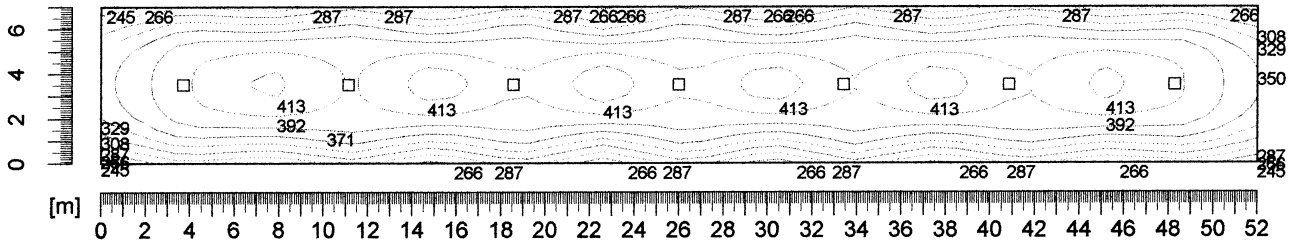
Section values [lux]					
_____	324.0	_____	378.0	_____	432.0
_____	342.0	_____	396.0	_____	450.0
_____	360.0	_____	414.0	_____	468.0

AL-DIA ' S

AL-DIA ; A

Project	: FIRST FLOOR AREA (1/6) (R.B.T)
Data	: 15/07/2000
Client name	: GAM (GAM)
Room	:
Calc. area	:

Isolux Working plane



Section values [lux]					
—————	245.0	—————	308.0	—————	371.0
—————	266.0	—————	329.0	—————	392.0
—————	287.0	—————	350.0	—————	413.0

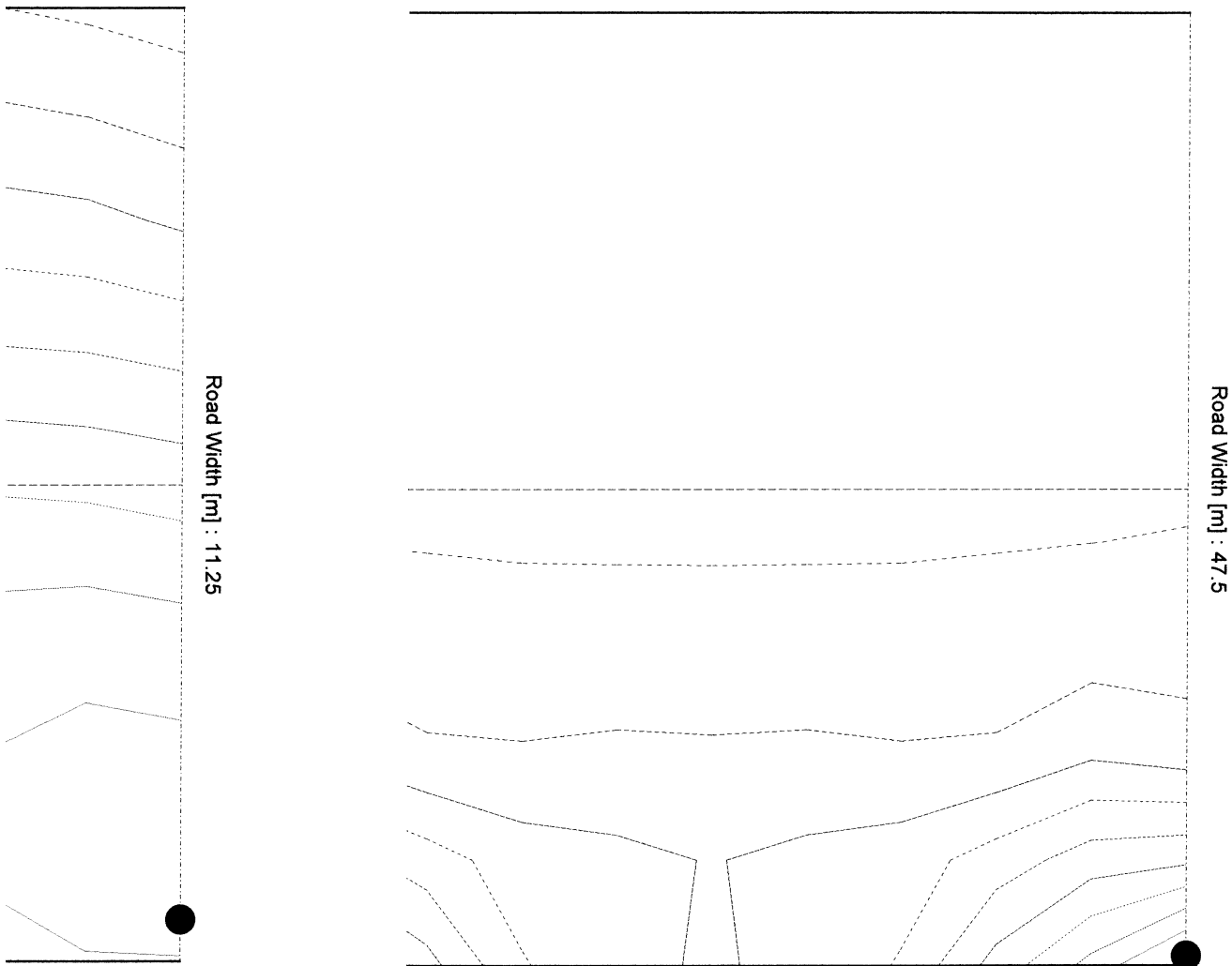
P. #01
15/07/2000

T 1ST.F AREA (EX-3)
7/2000

P. #01
15/07/2000

HORIZONTAL ISOLUX CURVES

Lanterns Spacing [m] : 47.5



Values [lux] :

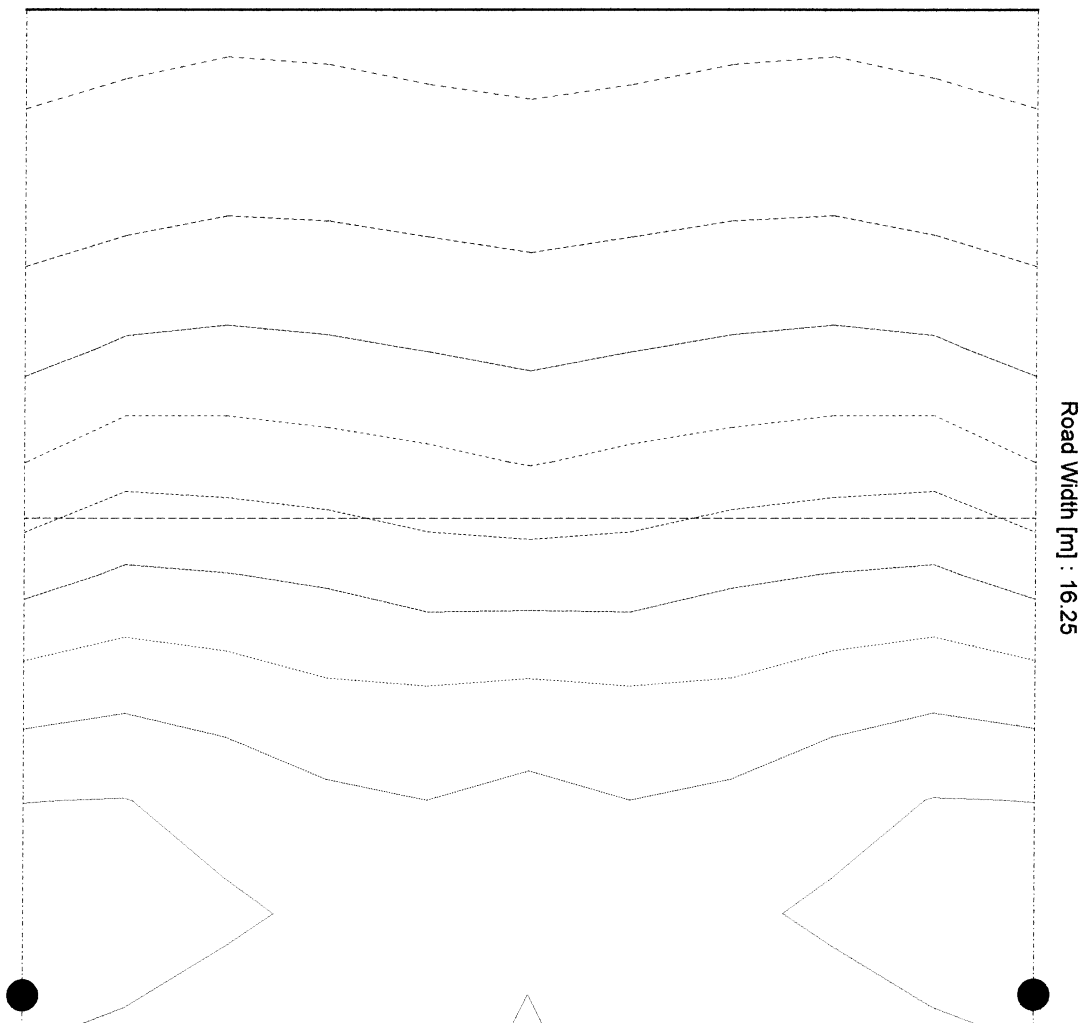
.....	115.0	24.0	45.0
-----	126.0	-----	31.0	=====	52.0
=====	137.0	=====	38.0	-----	59.0

AL-DIA'A
AL-DIA'A

Project	: R.B.T 1ST.F AREA (EX-4)	P. #01
Date	: 15/07/2000	15/07/2000
Code	:	
Client	: GAM	

HORIZONTAL ISOLUX CURVES

Lanterns Spacing [m] : 16.25



Levels Values [lux] :

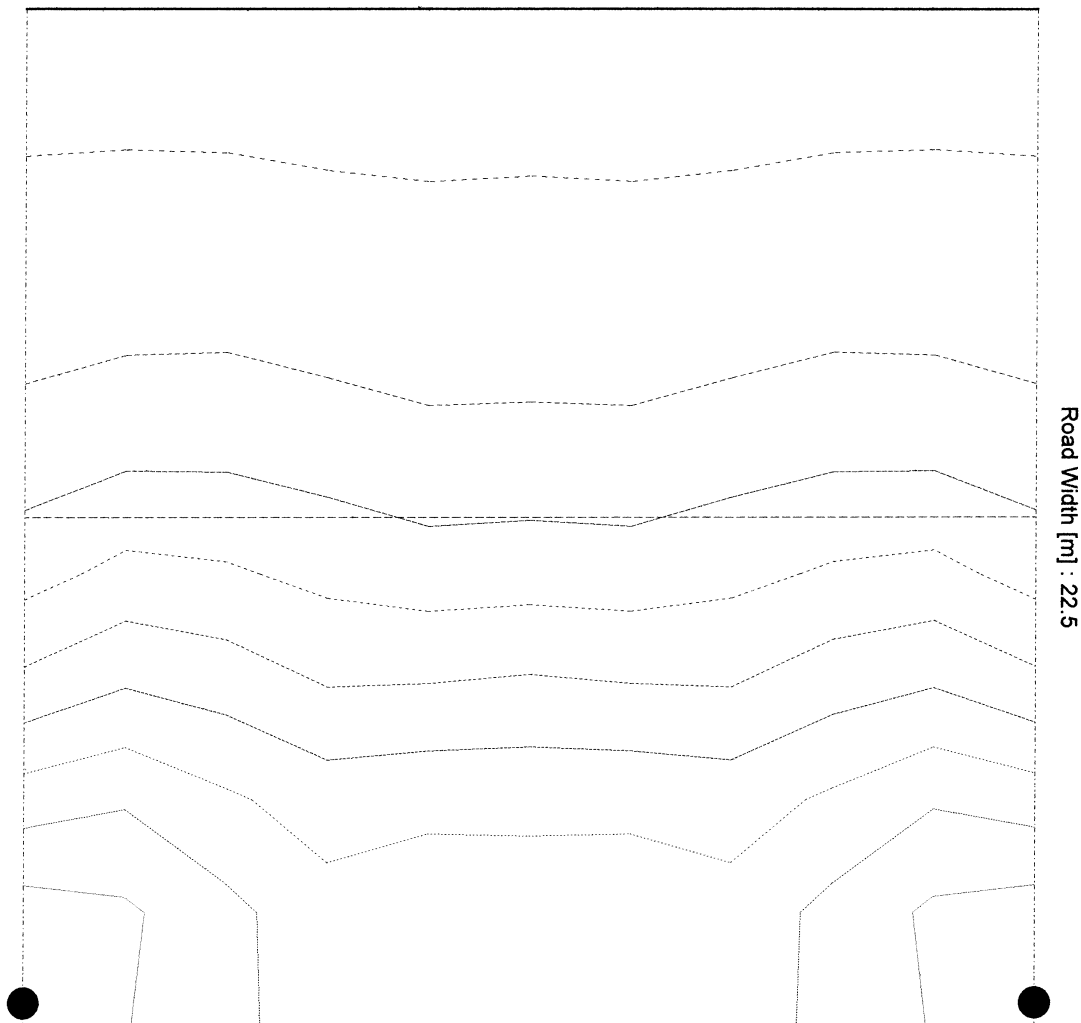
-----	21.0	-----	51.0	-----	81.0
-----	31.0	-----	61.0	-----	91.0
-----	41.0	-----	71.0	-----	101.0

AL-DIA'A
AL-DIA'A

Project	: R.B.T 1ST.F AREA (EX-5)	P. #01
Date	: 15/07/2000	15/07/2000
Code	:	
Client	: GAM	

HORIZONTAL ISOLUX CURVES

Lanterns Spacing [m] : 22.5



Levels Values [lux] :

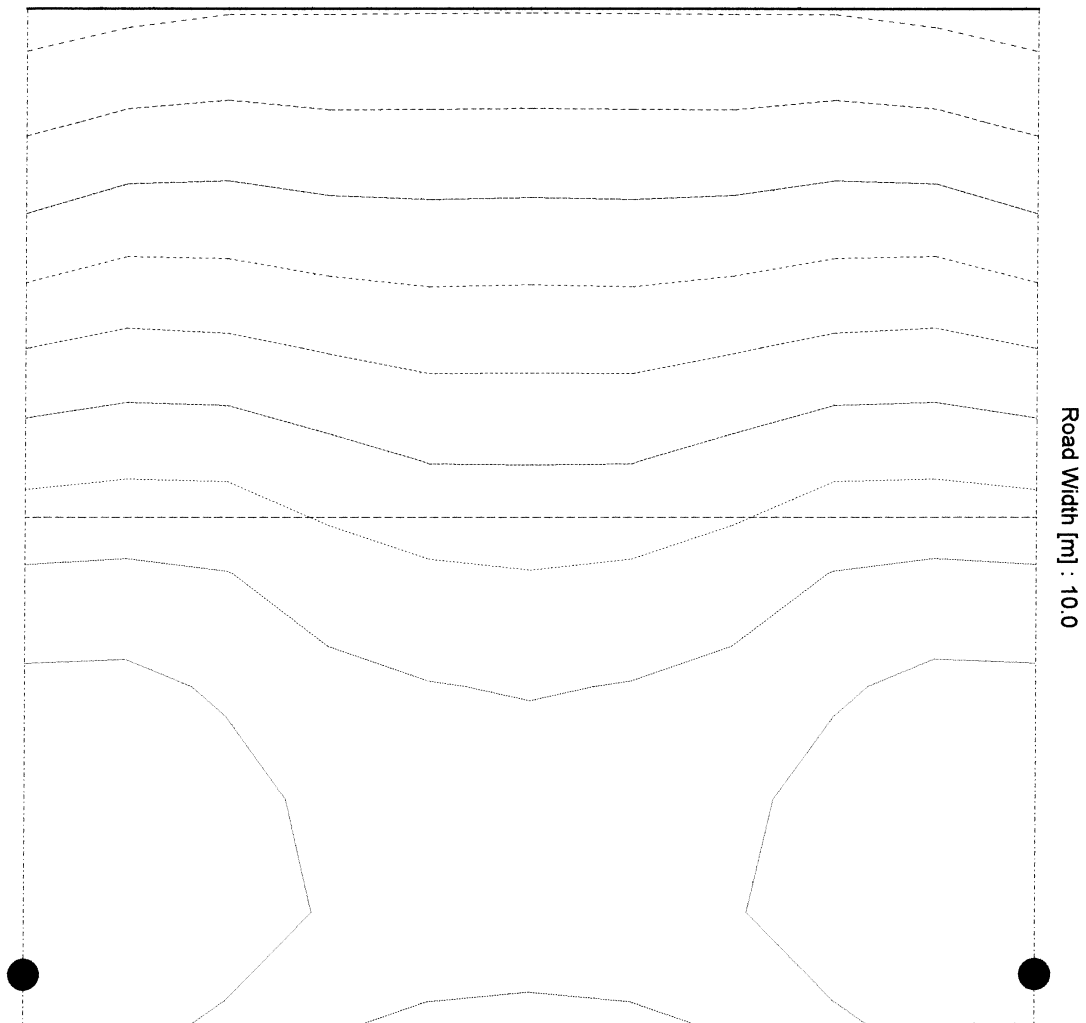
-----	9.0	-----	36.0	-----	63.0
-----	18.0	-----	45.0	-----	72.0
-----	27.0	-----	54.0	-----	81.0

AL-DIA'A
AL-DIA'A

Project	: R.B.T 1ST.F AREA (EX-6)	P. #01
Date	: 15/07/2000	15/07/2000
Code	:	
Client	: GAM	

HORIZONTAL ISOLUX CURVES

Lanterns Spacing [m] : 10.0



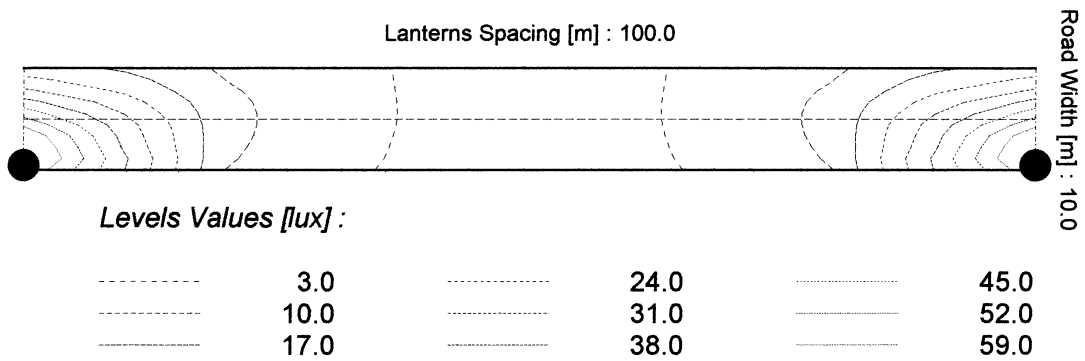
Levels Values [lux] :

-----	66.0	-----	96.0	-----	126.0
-----	76.0	-----	106.0	-----	136.0
-----	86.0	-----	116.0	-----	146.0

AL-DIA'A
AL-DIA'A

Project	: R.B.T 1ST.F AREA (EX-7)	P. #01
Date	: 15/07/2000	15/07/2000
Code	:	
Client	: GAM	

HORIZONTAL ISOLUX CURVES

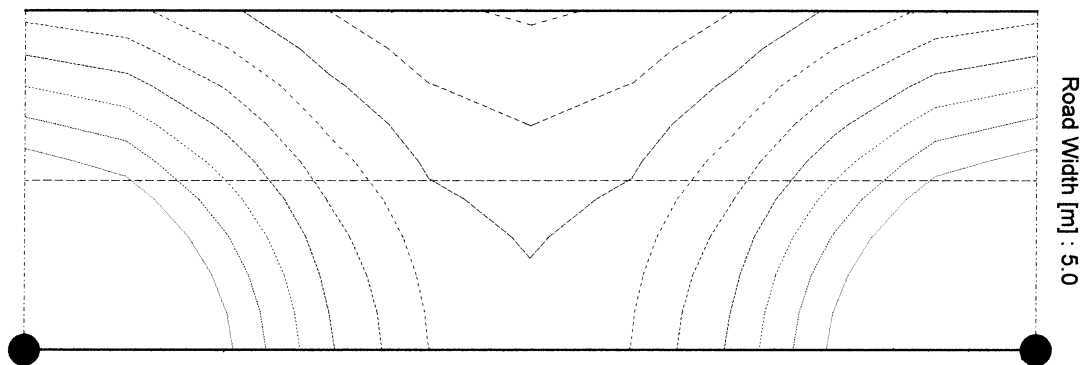


AL-DIA 'A
AL-DIA 'A

Project	: R.B.T 1ST.F AREA (EX-8)	P. #01
Date	: 15/07/2000	15/07/2000
Code	:	
Client	: GAM	

HORIZONTAL ISOLUX CURVES

Lanterns Spacing [m] : 15.0



Levels Values [lux] :

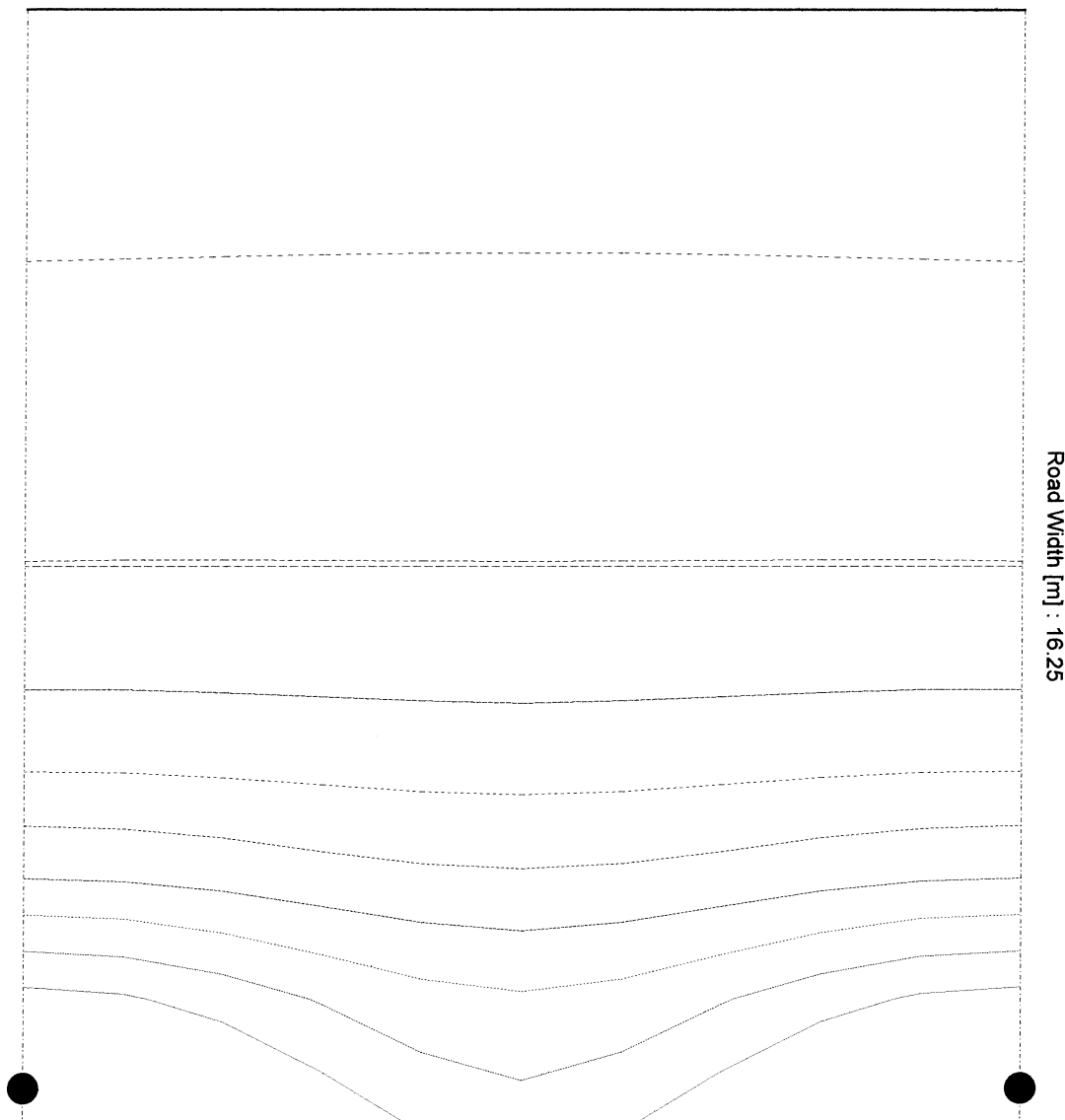
-----	12.0	-----	18.0	-----	24.0
-----	14.0	-----	20.0	-----	26.0
-----	16.0	-----	22.0	-----	28.0

AL-DIA'A
AL-DIA'A

Project	: R.B.T 1ST.F AREA (EX-9)	P. #01
Date	: 15/07/2000	15/07/2000
Code	:	
Client	: GAM	

HORIZONTAL ISOLUX CURVES

Lanterns Spacing [m] : 7.5



Levels Values [lux] :

-----	2.0	-----	11.0	-----	20.0
-----	5.0	-----	14.0	-----	23.0
-----	8.0	-----	17.0	-----	26.0

AL-DIA 'A

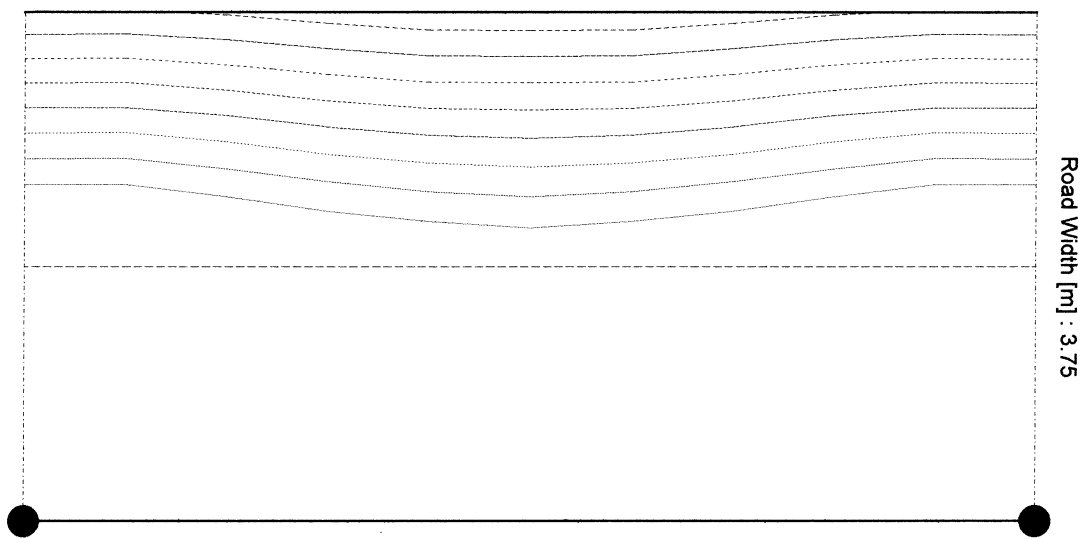
AL-DIA 'A

Project : R.B.T 1ST.F AREA (EX-9)
Date : 15/07/2000
Code :
Client : GAM

P. #01
15/07/2000

HORIZONTAL ISOLUX CURVES

Lanterns Spacing [m] : 7.5



Levels Values [lux] :

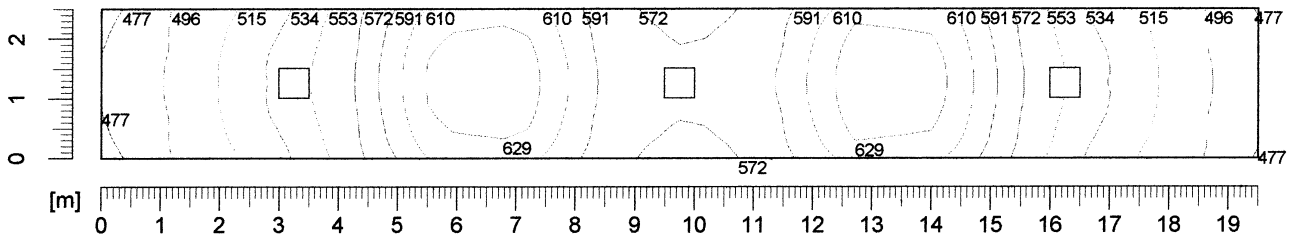
-----	35.0	-----	38.0	-----	41.0
-----	36.0	-----	39.0	-----	42.0
-----	37.0	-----	40.0	-----	43.0

AL-DIA 'A

AL-DIA ;A

Project	: SECOND FLOOR AREA (1/1)+(1/2) (R.B.T)
Data	: 16/07/2000
Client name	: GAM (GAM)
Room	:
Calc. area	:

Isolux Working plane



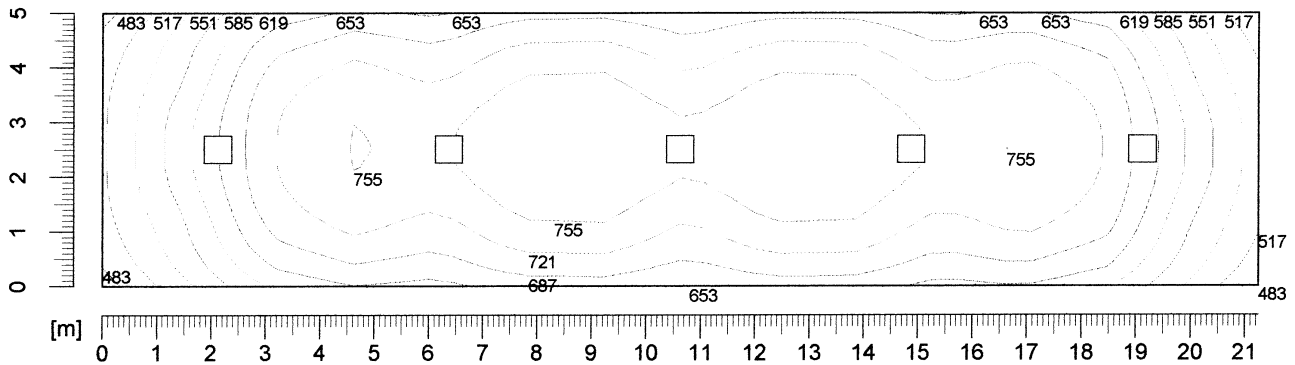
Section values [lux]					
—————	477.0	—————	534.0	—————	591.0
.....	496.0	553.0	610.0
.....	515.0	—————	572.0	629.0

AL-DIA'A

AL-DIA;A

Project : SECOND FLOOR AREA (1/3) (R.B.T)
Data : 16/07/2000
Client name : GAM (GAM)
Room :
Calc. area :

Isolux Working plane



Section values [lux]					
—————	483.0	585.0	—————	687.0
.....	517.0	619.0	721.0
.....	551.0	—————	653.0	755.0

AL-DIA'A

AL-DIA'A

Project : R.B.T AREA S EX. (1/4)

P. #01
16/07/2000

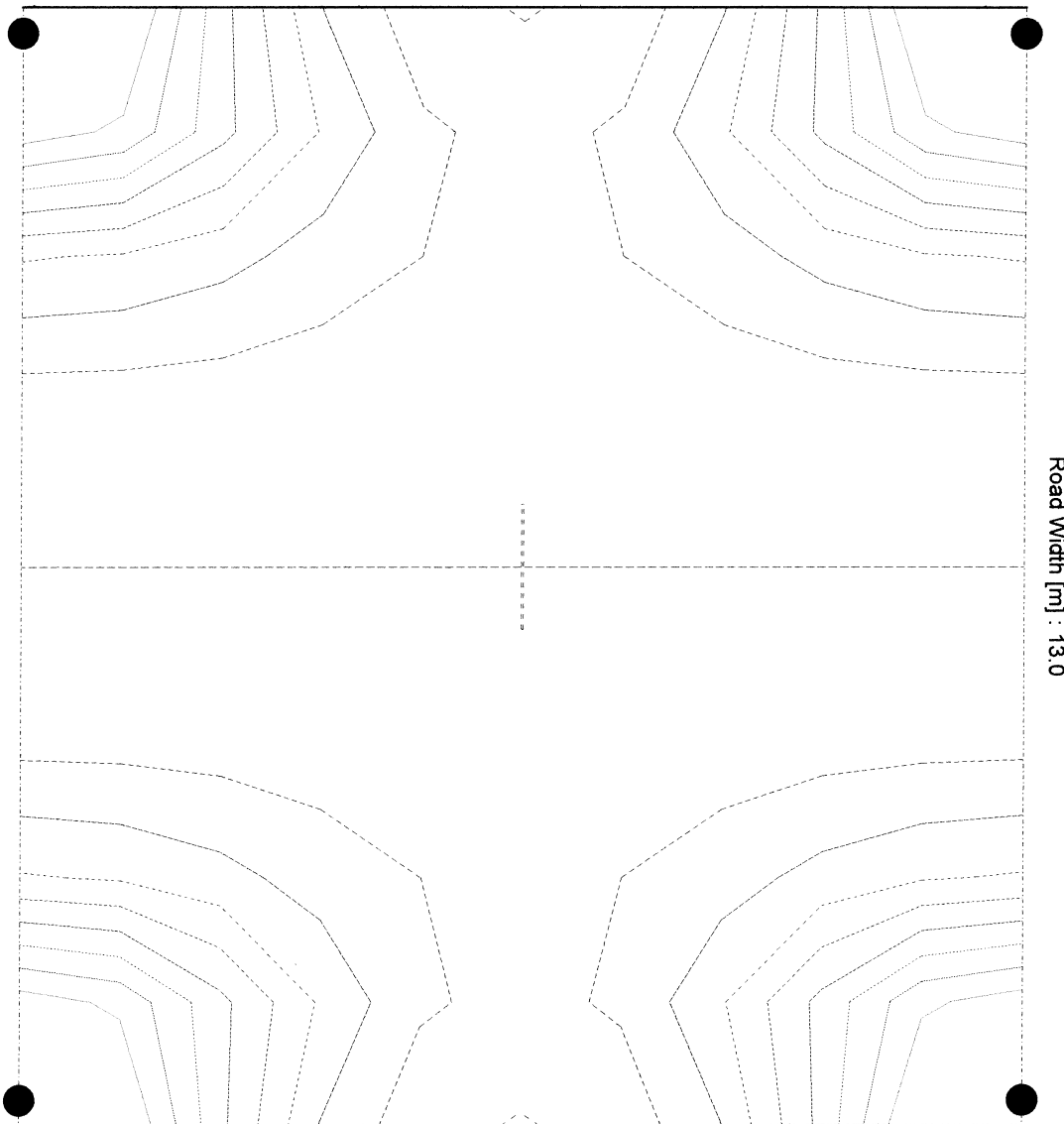
Date : 16/07/2000

Code :

Client : GAM

HORIZONTAL ISOLUX CURVES

Lanterns Spacing [m] : 7.5



Road Width [m] : 13.0

Levels Values [lux] :


-----	3.0	-----	9.0	-----	15.0
-----	5.0	-----	11.0	-----	17.0
-----	7.0	-----	13.0	-----	19.0

AL-DIA'A
AL-DIA'A

Project	: R.B.T AREA S EX. (1/5)	P. #01
Date	: 16/07/2000	16/07/2000
Code	:	
Client	: GAM	

HORIZONTAL ISOLUX CURVES

Lanterns Spacing [m] : 5.0



Levels Values [lux] :

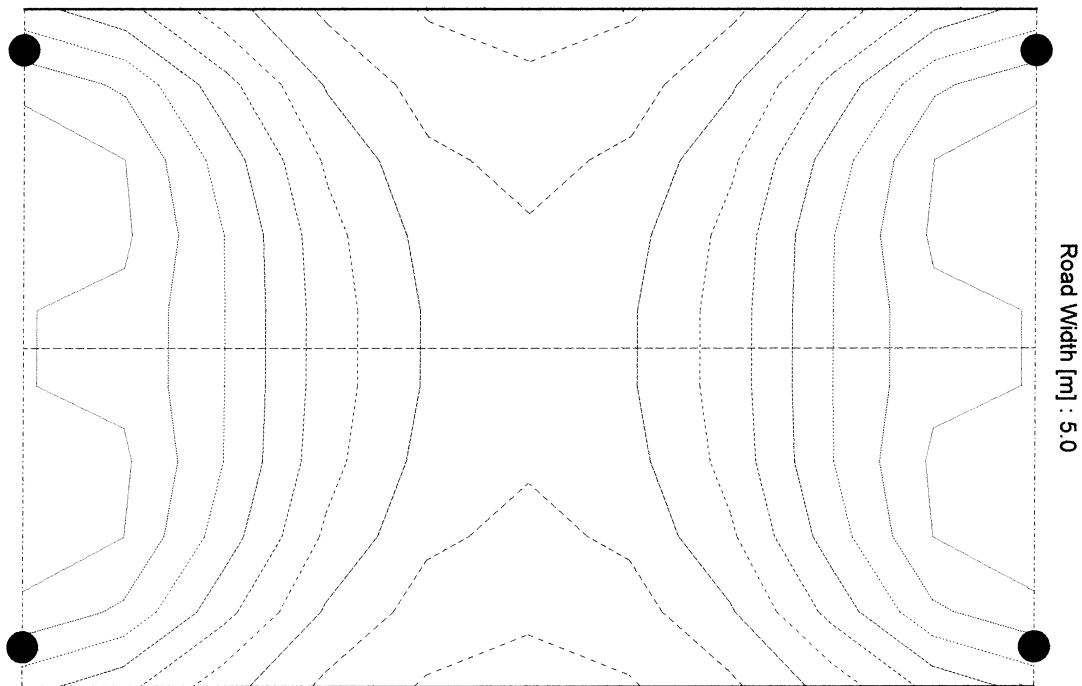
-----	16.0	-----	31.0	-----	46.0
-----	21.0	-----	36.0	-----	51.0
-----	26.0	-----	41.0	-----	56.0

AL-DIA'A
AL-DIA'A

Project	: R.B.T AREA S EX. (1/6)	P. #01
Date	: 16/07/2000	16/07/2000
Code	:	
Client	: GAM	

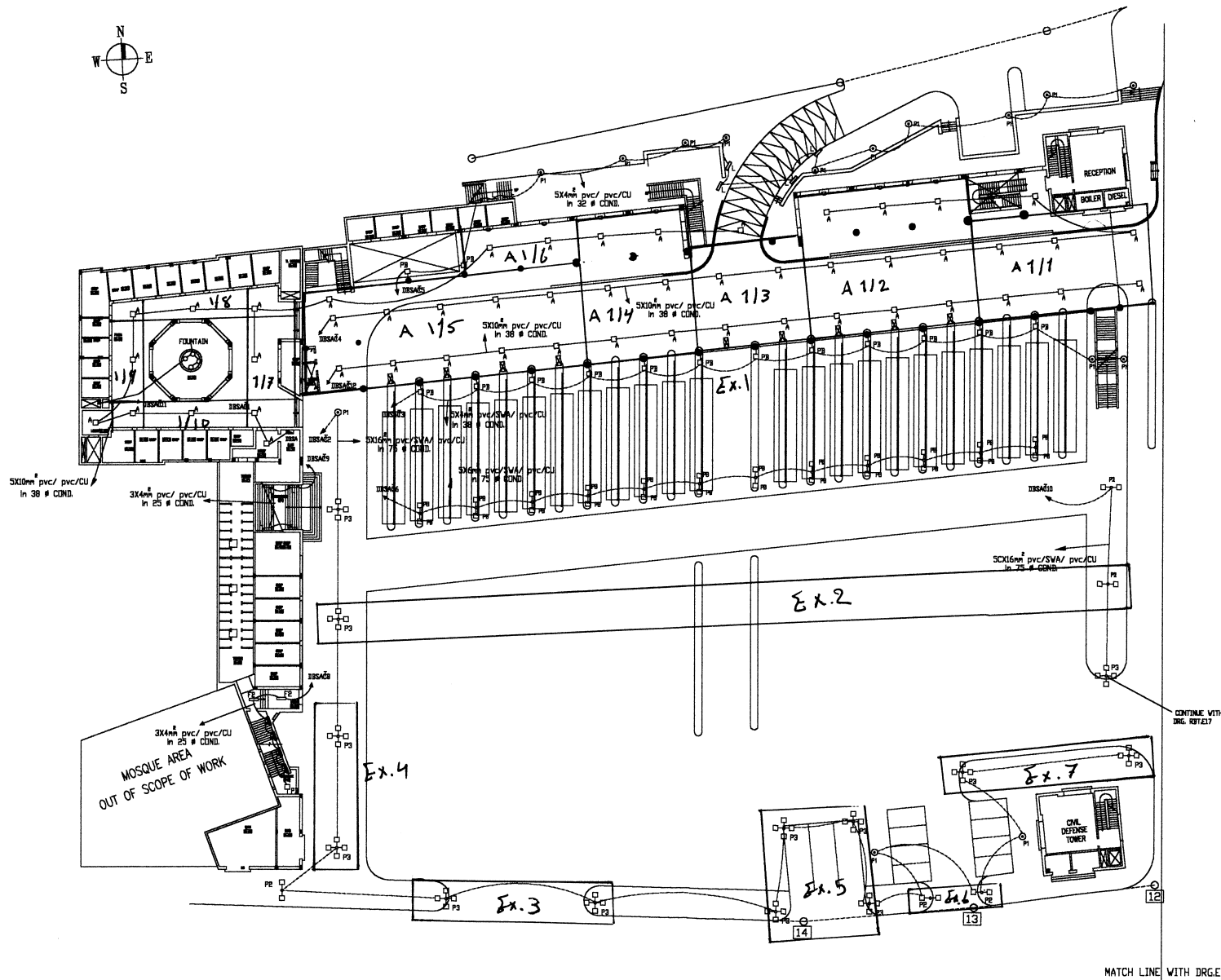
HORIZONTAL ISOLUX CURVES

Lanterns Spacing [m] : 7.5



Levels Values [lux] :

-----	17.0	-----	38.0	-----	59.0
-----	24.0	-----	45.0	-----	66.0
-----	31.0	-----	52.0	-----	73.0



Tourism Sector Development Project
in the Hashemite Kingdom of Jordan

The Government of
the Hashemite Kingdom of Jordan
The Ministry of Tourism and Antiquities
The Ministry of Planning

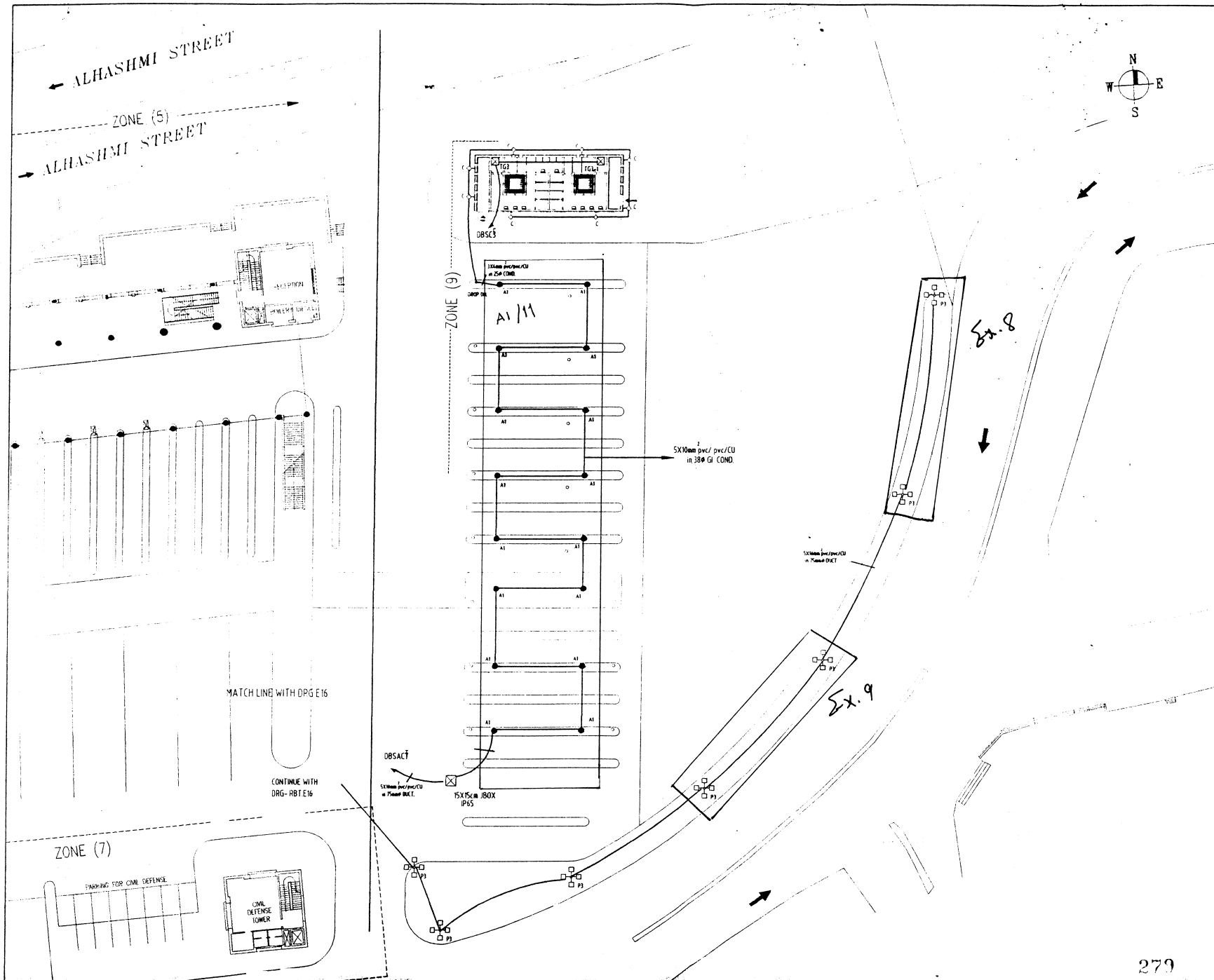
Sub-Project:
Amman Downtown
Tourist Zone Development

Note:
• This detailed design has been executed by a team of consultants as shown below in accordance with the agreement between Japan International Cooperation Agency (JICA) and JICA Study Team.
• The copyright of this drawing rests with JICA.

Designed by:
Japan International Cooperation Agency (JICA)
JICA Study Team:
Joint Venture of
Pacific Consultants International and
Yamaguchi Seisaku Inc.
Subcontracted Local Consultant:
TIBAH Consultants
Architects, Engineers

Raghadan Bus Terminal
Drawing Title:
GROUND FLOOR AREA
LIGHTING LAYOUT
ZONE 3+4+5+6+7

Scale: 1:250 Drawing No: RPT-#16



Tourism Sector Development Project
in the Hashemite Kingdom of Jordan

The Government of
the Hashemite Kingdom of Jordan
The Ministry of Tourism and Antiquities
The Ministry of Planning

Sub-Project:
Amman Downtown
Tourist Zone Development

Note:
- This detailed design has been developed by a team
of consultants as shown below in accordance with
the agreement between Japan International
Cooperation Agency (JICA) and JICA Study
Team.
- The copyright of this drawing rests with JICA.



Designed by:

Japan International Cooperation
Agency (JICA)

JICA Study Team:

Joint Venture of
Pacific Consultants International and
Yamashita Sekkei Inc.

Subcontracted Local Consultant:

TIBAH Consultants
Architects, Engineers


Raghadan Bus Terminal

Drawing Title:
GROUND FLOOR AREA
LIGHTING LAYOUT
ZONE 9+10

Scale: Drawing No.:
SCALE RBT .E17



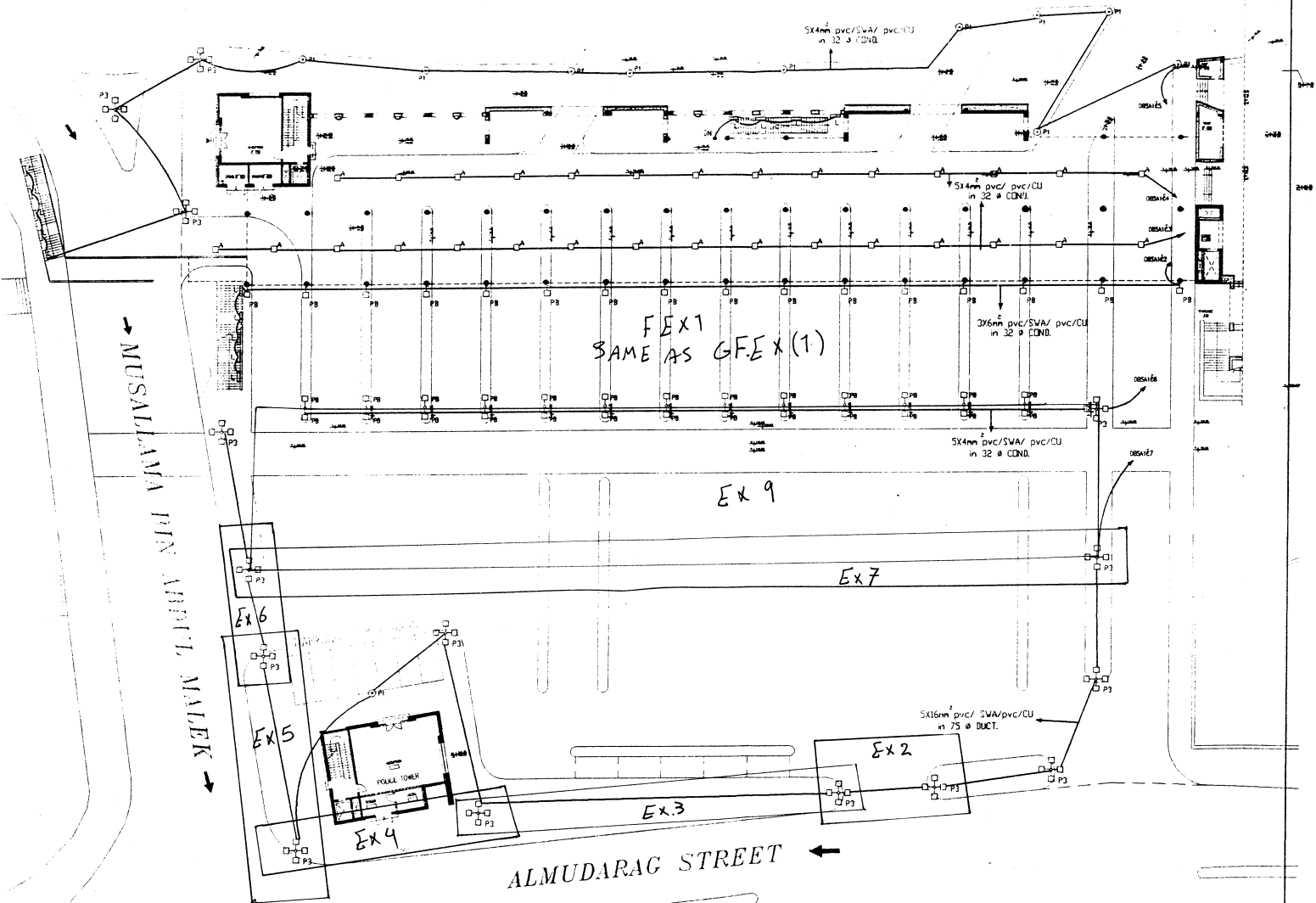
← ALHASHIMI STREET ←

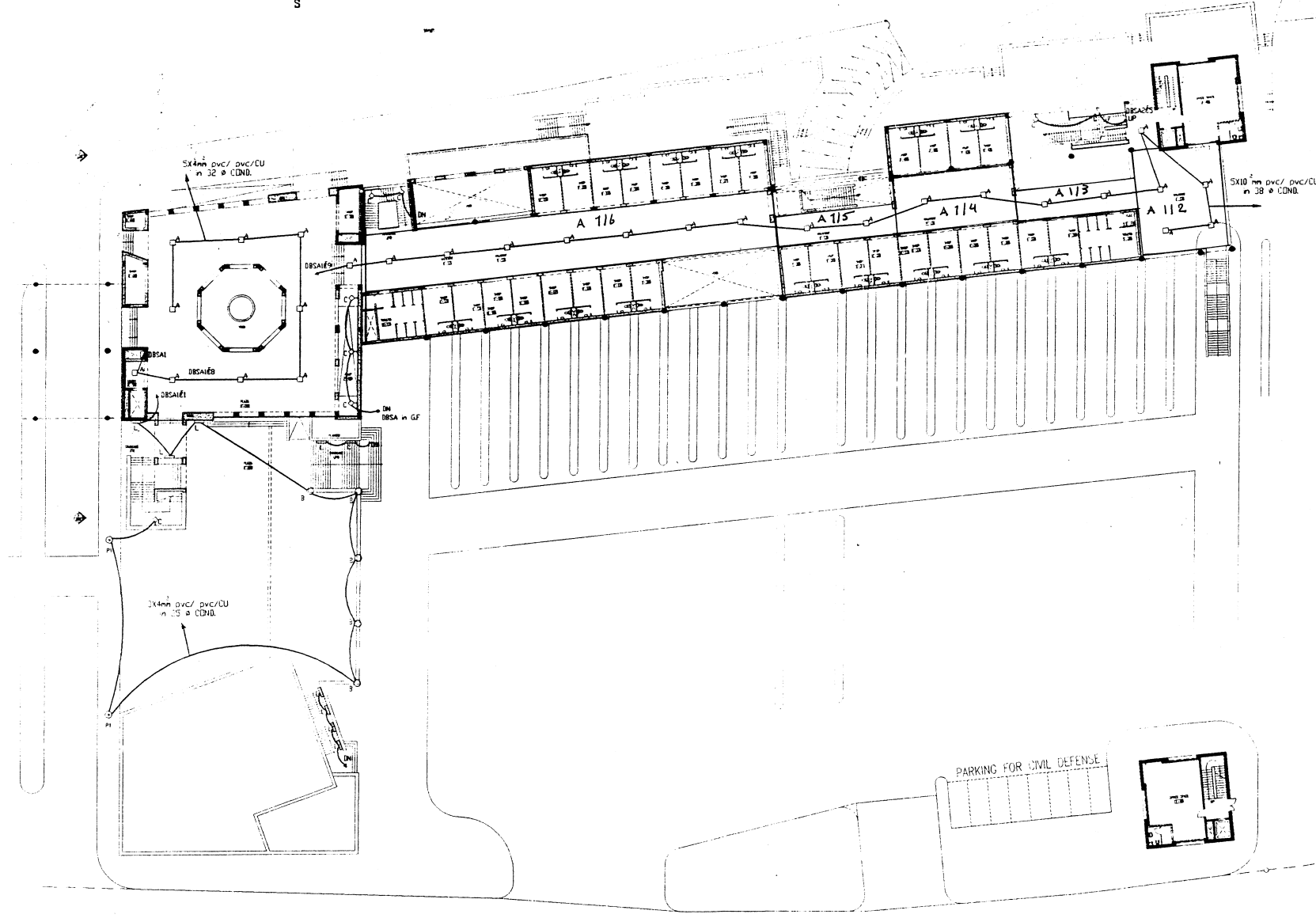
→ ALHASHIMI STREET →

← MUSALLAMA BIN AMR ALMALEK →

← ALMUDARAG STREET ←

→ ALMUDARAG STREET →





MATCH LINE WITH DRG.E18

ALMUDARAG STREET ←

Tourism Sector Development Project
in the Hashemite Kingdom of Jordan
The Government of
the Hashemite Kingdom of Jordan
The Ministry of Tourism and Antiquities
The Ministry of Planning

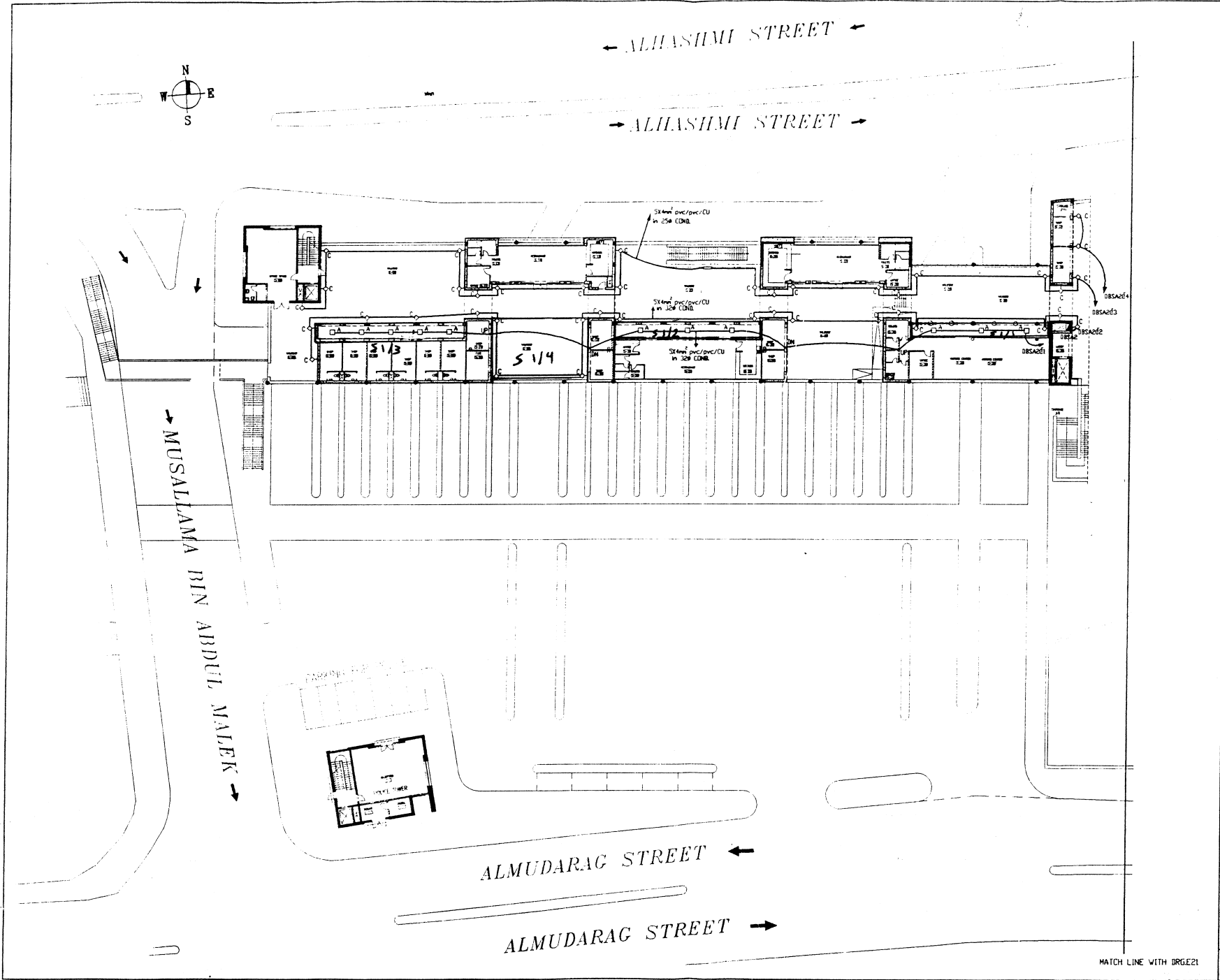
Sub-Project:
Amman Downtown
Tourist Zone Development

Note:
- The detailed design has been executed by a team of
consultants as shown below in accordance with the agreement
between Japan International Cooperation Agency (JICA) and
JICA Study Team.
- The copyright of the drawing rests with JICA.

Designed by:
Japan International Cooperation Agency
(JICA)
JICA Study Team:
Joint Venture of
Pacific Consultants International and
Yamashita Sekitai Inc.
Subcontracted Local Consultant:
TBAH Consultants
Architects, Engineers

Raghadan Bus Terminal
Drawing title:
FIRST FLOOR AREA
LIGHTING LAYOUT
ZONE 3+4+5+6+7

Scale:
1:250
Drawing No.:
RBT-E19




Tourism Sector Development Project
in the Hashemite Kingdom of Jordan

The Government of
the Hashemite Kingdom of Jordan
The Ministry of Tourism and Antiquities
The Ministry of Planning

Sub-Project:
Amman Downtown
Tourist Zone Development

Note:
- The detailed design has been executed by a team of
consultants as shown below in accordance with the agreement
between Japan International Cooperation Agency (JICA) and
JICA Study Team.
- The copyright of the drawing rests with JICA.

Designed by:
Japan International Cooperation Agency
(JICA)
JICA Study Team:
Joint Venture of
Pacific Consultants International and
Yamashita Seikei Inc.
Subcontracted Local Consultant:
TIBAH Consultants
Architects, Engineers


Raghadan Bus Terminal

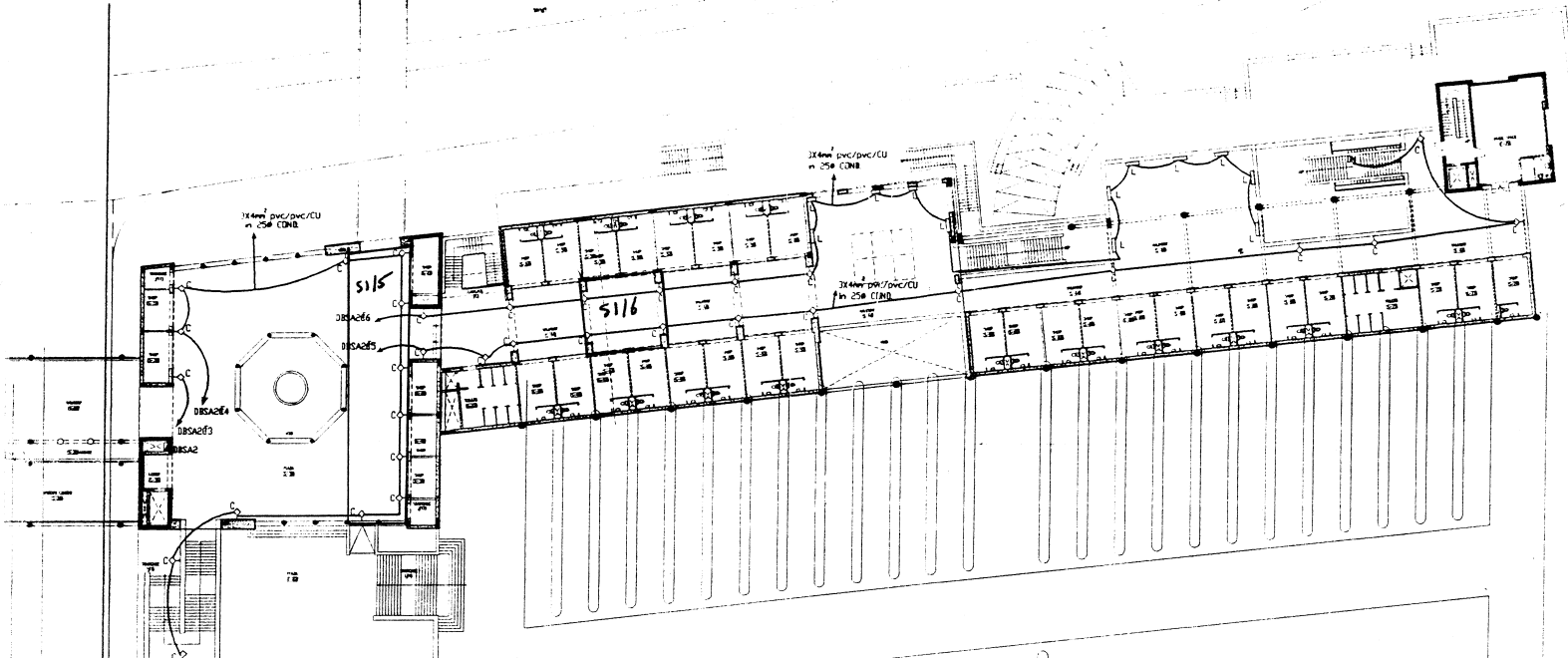
Drawing Title:
SECOND FLOOR AREA
LIGHTING LAYOUT
ZONE 1+2+8

Scale:
1:250

Drawing No.:
RBT-E20



MATCH LINE WITH DRGE20



MOSQUE
OUT OF SCOPE OF WORK

PARKING FOR CIVIL DEFENSE

ALMUDARAC STREET ←

Tourism Sector Development Project
in the Hashemite Kingdom of Jordan
The Government of
the Hashemite Kingdom of Jordan
The Ministry of Tourism and Antiquities
The Ministry of Planning

Sub-Project:
Amman Downtown
Tourist Zone Development

Notes:
- This detailed design has been executed by a team of consultants as shown below in accordance with the agreement between Japan International Cooperation Agency (JICA) and JICA Study Team.
- The copyright of this drawing rests with JICA.

Designed by:
Japan International Cooperation Agency (JICA)

JICA Study Team:
Joint Venture of
Pacific Consultants International and
Yamasa Seidai Inc.

Subcontracted Local Consultant:
TIBAH Consultants
Architects, Engineers

Raghadan Bus Terminal
Drawing Title:
SECOND FLOOR AREA
LIGHTING LAYOUT
ZONE 3+4+5+6+7

Scale: 1:250
Drawing No.: RBT-E21