図、表

表10-8 全 体 実 施 工 程

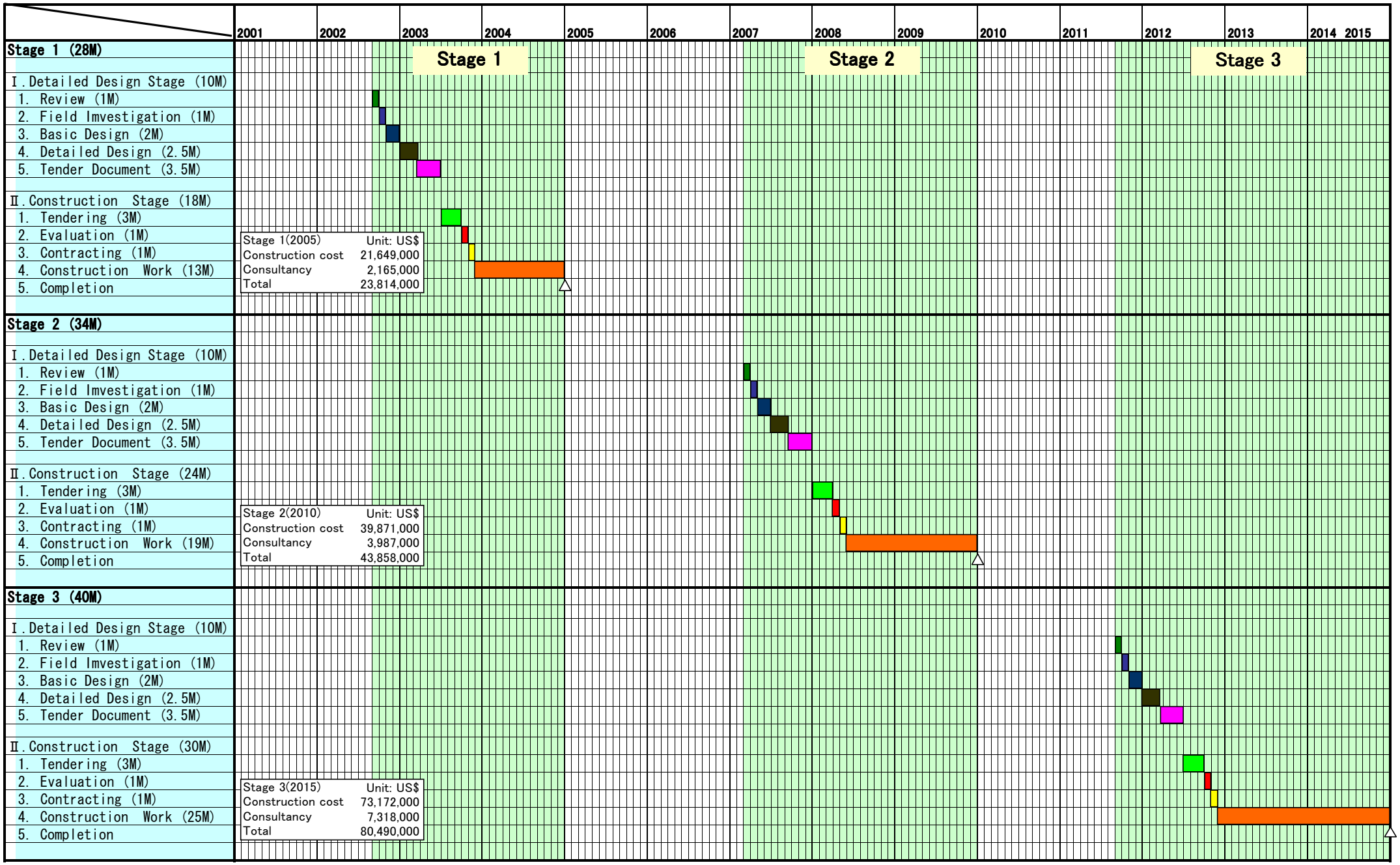
2001
2002
2003
2004
2005
2006
2007
2008
2009
2010
2011
2012
2013
2014
2015
Stage 1
Stage 2
Stage 3
Stage 1 (28M)
Ⅰ.Detailed Design Stage (10M)
1. Review (1M)
2. Field Imvestigation (1M)
3. Basic Design (2M)
4. Detailed Design (2.5M)
5. Tender Document (3.5M)
Ⅱ.Construction Stage (18M)
1. Tendering (3M)
2. Evaluation (1M)
3. Contracting (1M)
4. Construction Work (13M)
5. Completion
Stage 1(2005) Unit: US$
Construction cost 21,649,000
Consultancy 2,165,000
Total 23,814,000
Stage 2 (34M)
Ⅰ.Detailed Design Stage (10M)
1. Review (1M)
2. Field Imvestigation (1M)
3. Basic Design (2M)
4. Detailed Design (2.5M)
5. Tender Document (3.5M)
Ⅱ.Construction Stage (24M)
1. Tendering (3M)
2. Evaluation (1M)
3. Contracting (1M)
4. Construction Work (19M)
5. Completion
Stage 2(2010) Unit: US$
Construction cost 39,871,000
Consultancy 3,987,000
Total 43,858,000
Stage 3 (40M)
Ⅰ.Detailed Design Stage (10M)
1. Review (1M)
2. Field Imvestigation (1M)
3. Basic Design (2M)
4. Detailed Design (2.5M)
5. Tender Document (3.5M)
Ⅱ.Construction Stage (30M)
1. Tendering (3M)
2. Evaluation (1M)
3. Contracting (1M)
4. Construction Work (25M)
5. Completion
Stage 3(2015) Unit: US$
Construction cost 73,172,000
Consultancy 7,318,000
Total 80,490,000

表Ⅰ.10-9　事業費のステージ別内訳

Serial No. ID. No. Item	Stage 2005	Stage 2010	Stage 2015
1 Diesel Generator System	8,310,000	0	0
2 Photovoltaic System	3,679,000	22,967,550	47,808,000
3 Wind Generator System	587,250	4,510,000	7,420,000
4 Inverter	262,000	1,534,680	2,795,100
5 Converter	603,000	0	0
6 Battery	1,245,000	5,904,000	0
7 Fuel Cell	0	0	4,927,650
8 Hydrogen Production System	0	0	8,463,000
9 Hydrogen Storage System	0	0	547,780
10 Hydrogen Transportation	0	0	460,000
11 Control House	1,230,000	3,731,114	320,000
12 Distribution System	1,648,200	0	227,788
13 Refurbishment of Indoor Wiring	516,600	835,000	0
14 Intelligent Management System			
For Sum Centers	1,002,000	317,000	167,000
For Aimag Centers, MOID & EA	80,000	72,000	36,000
15 Hydro Generating System	677,000	0	0
16 Meteorological Observation Unit	525,000	0	0
17 Transmission Line (35 kV)	1,284,000	0	0
Subtotal	21,649,050	39,871,344	73,172,318
18 Consultancy Services	2,164,905	3,987,134	7,317,232
Grand Total	23,814,000	43,858,000	80,490,000

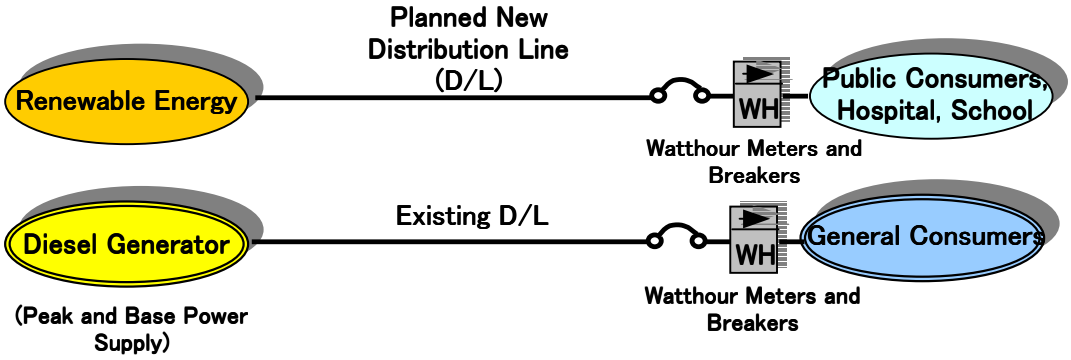

2005年における配電計画

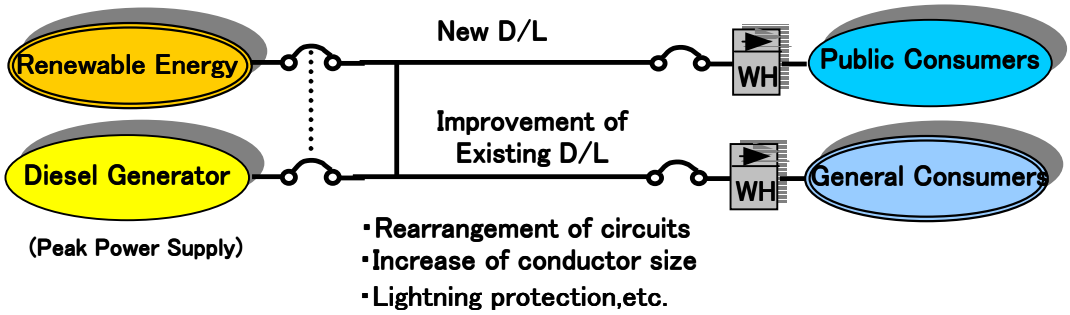

2010年における配電計画

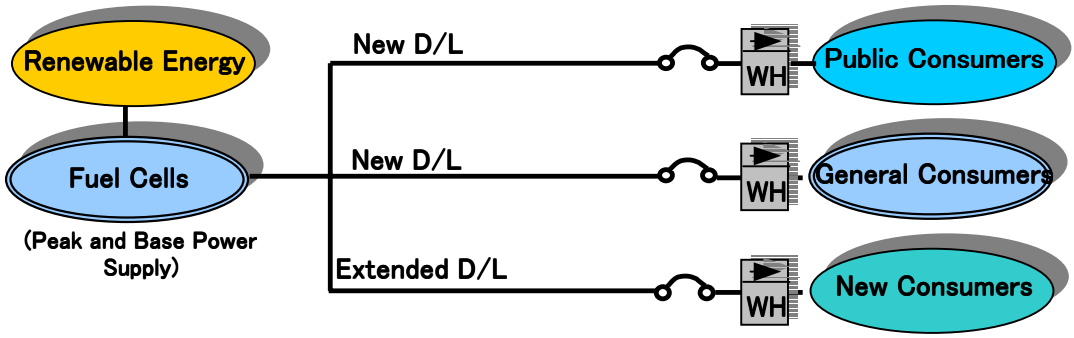

2015年における配電計画

図Ⅰ.10-1　最適配電計画

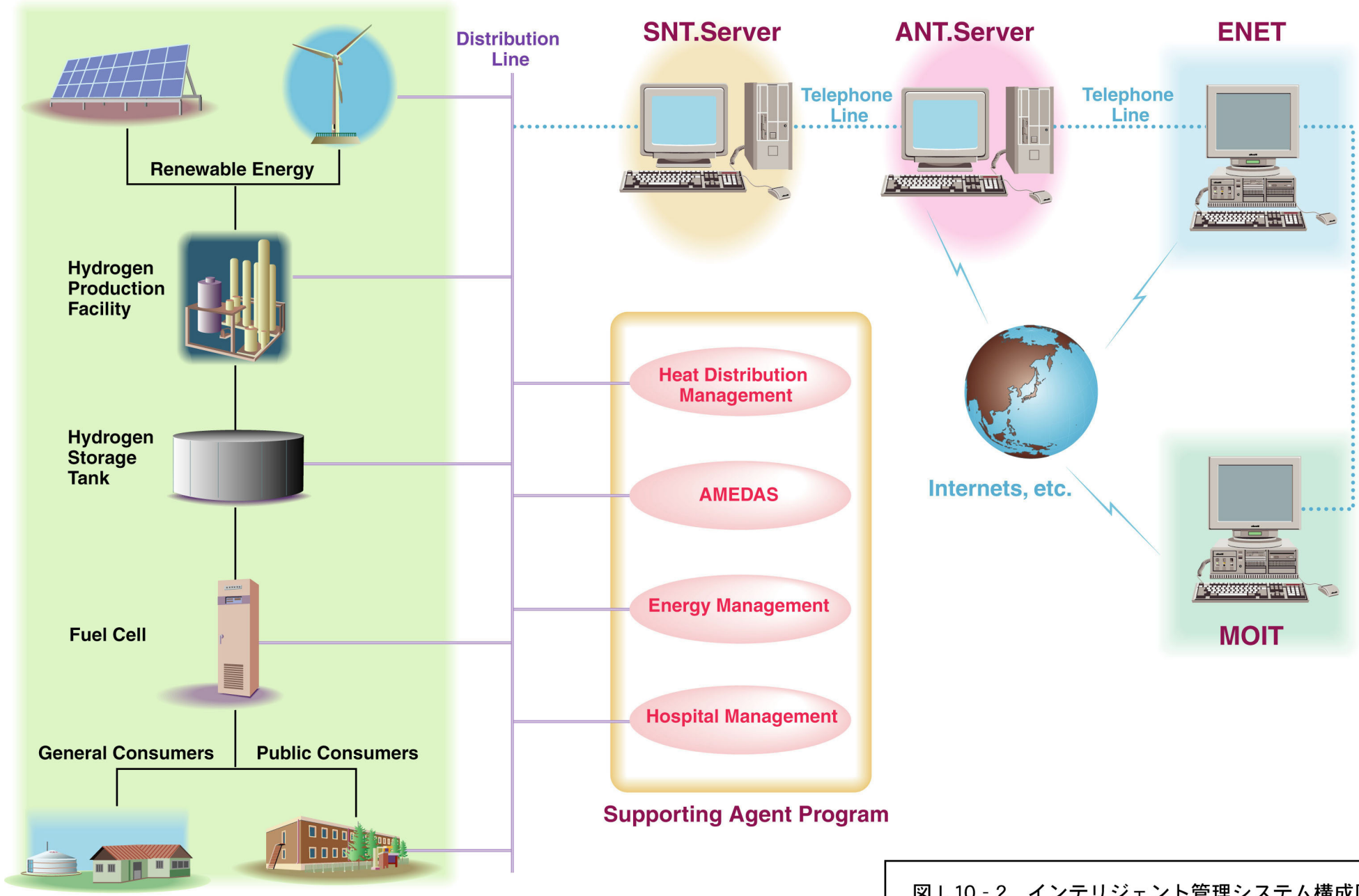

図 I. 10 - 2　インテリジェント管理システム構成図

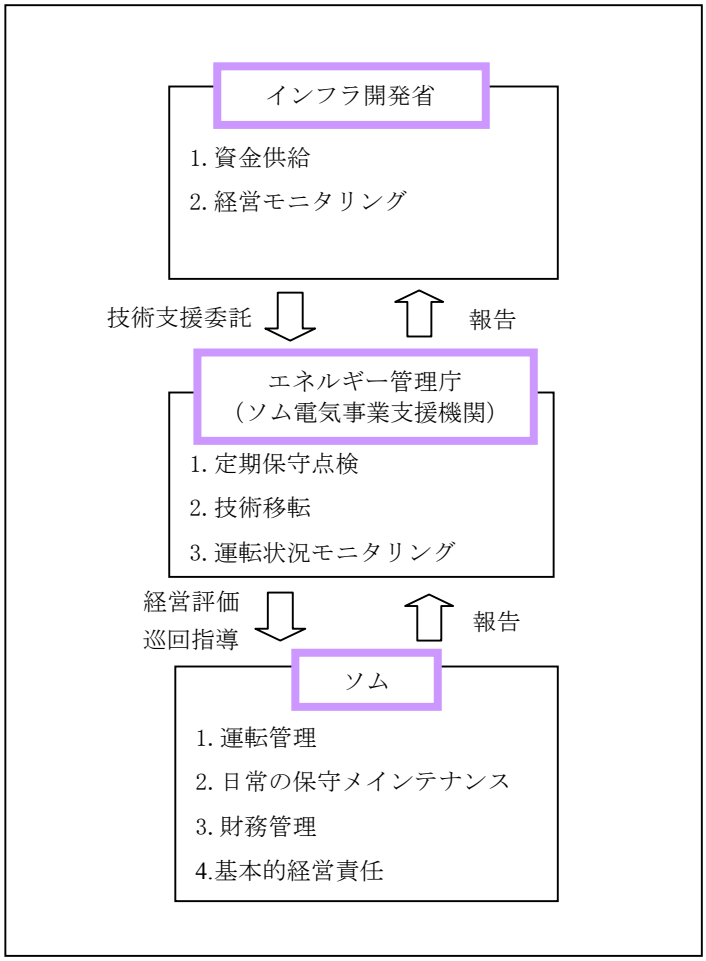

図 I.12-1　運営体制の概要図