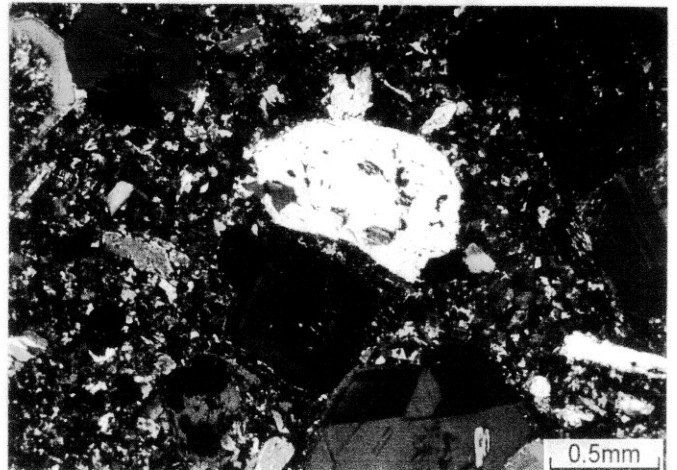



Appendix 3 Photomicrographs of the Thin Sections



Plane polarized light

Crossed polarized light



MJKA-18 (58.6m) : Granodiorite porphyry





MJKA-18 (90.8m) : Cpx skarn (Ol gabbro)



MJKA-18 (99.1m) : Cpx skarn (Gabbro or anorthosite)











MJKA-18 (111.7m) : Cpx skarn



Appendix 3 Photomicrographs of the Thin Sections

Plane polarized light

Crossed polarized light



Appendix 3 Photomicrographs of the Thin Sections

Plane polarized light

Crossed polarized light

