

**Ministry of Natural Resources & Tourism  
The United Republic of Tanzania**

**BASIC DESIGN STUDY REPORT  
ON  
THE PROJECT FOR CONSTRUCTION  
OF  
DAR ES SALAAM FISH MARKET  
IN  
THE UNITED REPUBLIC OF TANZANIA**

**JANUARY 2000**

**JAPAN INTERNATIONAL COOPERATION AGENCY  
NIPPON KOEI CO., LTD.  
SYSTEM SCIENCE CONSULTANTS INC.**

## PREFACE

In response to a request from the Government of the United Republic of Tanzania, the Government of Japan decided to conduct a basic design study on the Project for Construction of Dar es Salaam Fish Market and entrusted the study to the Japan International Cooperation Agency (JICA).

JICA sent to Tanzania a study team from July 8 to August 12, 1999.

The team held discussions with the officials concerned of the Government of Tanzania, and conducted a field study at the study area. After the team returned to Japan, further studies were made. Then, a mission was sent to Tanzania in order to discuss a draft basic design, and as this result, the present report was finalized.

I hope that this report will contribute to the promotion of the project and to the enhancement of friendly relations between our two countries.

I wish to express my sincere appreciation to the officials concerned of the Government of the United Republic of Tanzania for their close cooperation extended to the teams.

January 2000



**Kimio Fujita**  
President

Japan International Cooperation Agency

January 2000

### Letter of Transmittal

We are pleased to submit to you the basic design study report on the Project for Construction of Dar es Salaam Fish Market in the United Republic of Tanzania.

This study was conducted by Nippon Koei Co., Ltd. in consortium with System Science Consultants Inc, under a contract to JICA, during the period from May 21, 1999 to January 25, 2000. In conducting the study, we have examined the feasibility and rationale of the project with due consideration to the present situation of Tanzania and formulated the most appropriate basic design for the project under Japan's grant aid scheme.

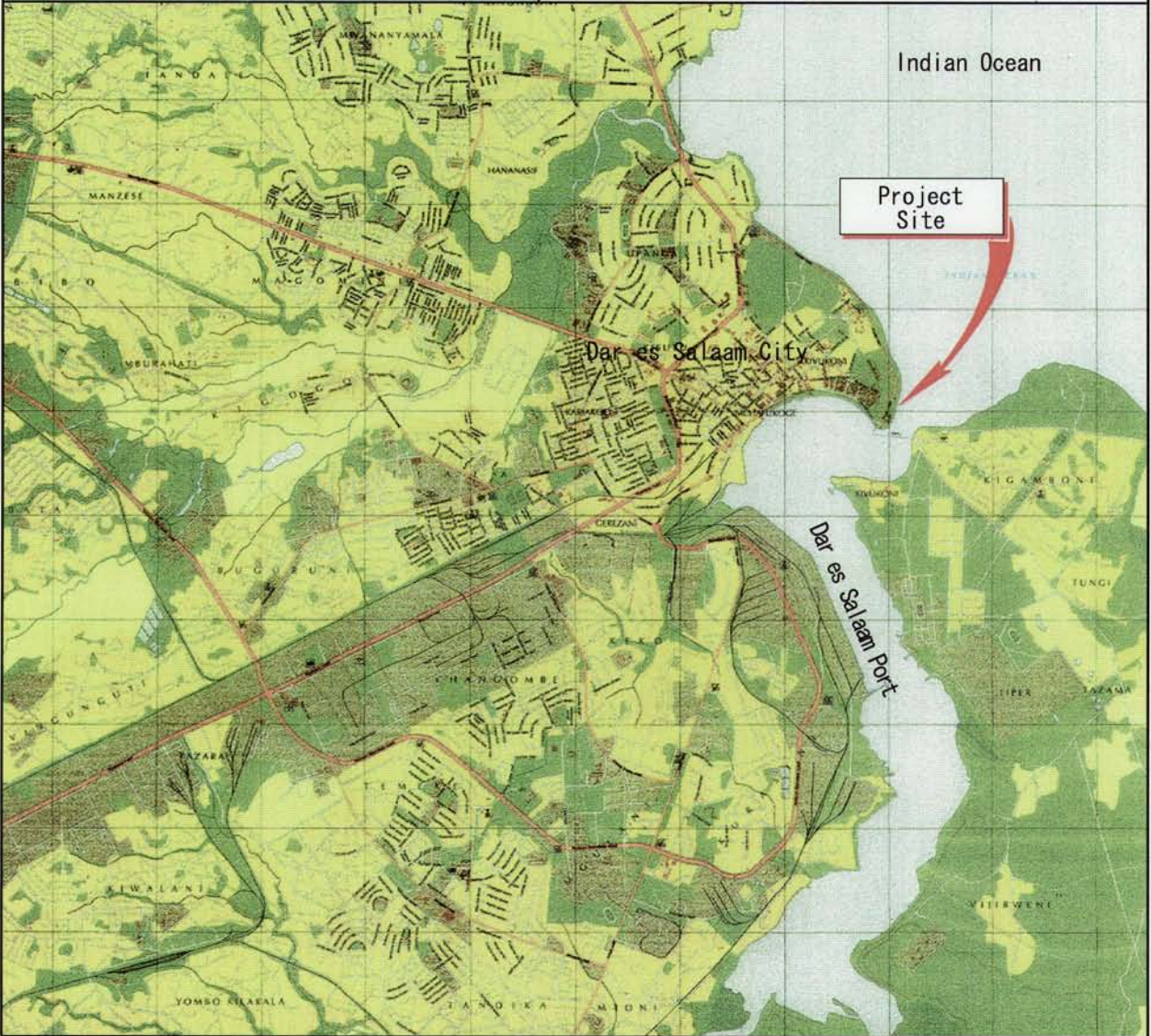
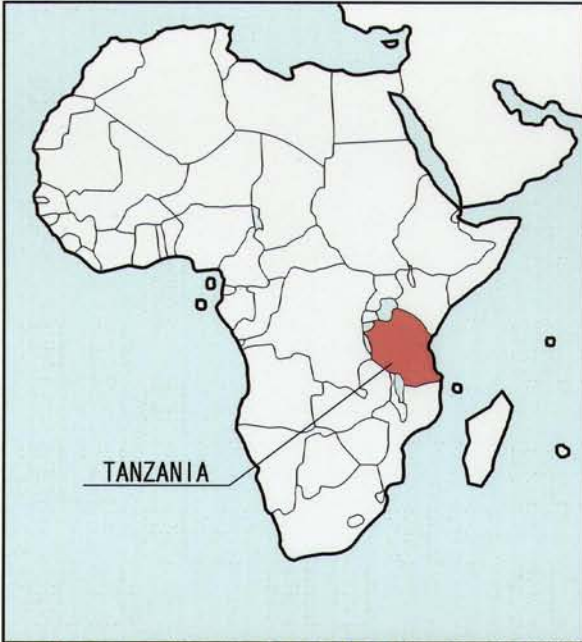
Finally, we hope that this report will contribute to further promotion of the project.

Very truly yours,




---

Ryoichi Nishimura  
Project Manager  
Basic design study team on  
the Project for Construction of Dar es Salaam  
Fish Market in the United Republic of Tanzania  
Nippon Koei Co., Ltd. in consortium with  
System Science Consultants Inc.



LOCATION MAP



Perspective View

## Abbreviations

<u>Abbreviation</u>	<u>Full Spelling</u>
BOD	Biochemical Oxygen Demand
COD	Chemical Oxygen Demand
DAWASA	Dar es Salaam Water & Sewage Authority
DCC	Dar es Salaam City Commission
DL	Datum Level
DO	Dissolved Oxygen
DSSD	Dar es Salaam Sewage and Sanitary Department
EEZ	Exclusive Economic Zone
E/N	Exchange of Notes
EU	the European Union
FAO	U. N. Food and Agriculture Organization
GDP	Gross Domestic Product
GOT	Government of Tanzania
GT	Gross Tonnage
IBRD	International Bank for Reconstruction and Development
IDA	International Development Association
IFC	International Finance Corporation
IMF	International Monetary Fund
JICA	Japan International Cooperation Agency
LLDC	Least Less Developed Countries
MLHSD	Ministry of Land and Human Settlement
MNRT	Ministry of Natural Resources and Tourism
MOF	Ministry of Finance
MOW	Ministry of Works
NEIC	National Earthquake Information Center
NEMC	National Environment Management Council
NIP	National Indicative Planning
NGO	Non-Governmental Organization
RPF	Rolling Plan and Forward Budget
SS	Suspended Solid
TAFICO	Tanzanian Fisheries Cooperation
TANESCO	Tanzania Electric Supply Company
THA	Tanzania Harbors Authority
TOR	Terms of Reference
UNDP	United Nations Development Program

## Units

### Length

mm	=	Millimeter
cm	=	Centimeter (1cm = 10 mm)
m	=	Meter
km	=	Kilometer

### Area

ha	=	Hectar
m <sup>2</sup>	=	Square meter
km <sup>2</sup>	=	Square kilometer

### Volume

cm <sup>3</sup>	=	Cubic centimeter
L	=	Liter
m <sup>3</sup>	=	Cubic meter

### Weight

g	=	Gram
kg	=	Kilogram
t	=	Ton

### Currency

Tsh.	=	Tanzanian Shilling
US\$	=	United State Dollar

### Time

sec. (")	=	Second
min. (')	=	Minute
hr	=	Hour
d	=	day

### Others

%	=	percentage
m <sup>3</sup> /hr	=	Cubic meter per hour
m <sup>3</sup> /sec	=	Cubic meter per second
knot	=	0.5144m/sec

**BASIC DESIGN STUDY REPORT**  
**ON**  
**THE PROJECT FOR CONSTRUCTION**  
**OF**  
**DAR ES SALAAM FISH MARKET**  
**IN**  
**THE UNITED REPUBLIC OF TANZANIA**

Table of Contents

Preface	
Letter of Transmittal	
Location Map	
Perspective View	
Abbreviations	
CHAPTER 1 BACKGROUND OF THE PROJECT.....	1-1
CHAPTER 2 CONTENTS OF THE PROJECT.....	2-1
2.1 Key Issues for the Project and Objectives.....	2-1
2.1.1 Problems of Market Function.....	2-1
2.1.2 Problems of Degrading Fish Quality or Fish Loss.....	2-2
2.1.3 Problems of Sanitary Conditions in the Market.....	2-4
2.1.4 Results of Interview Survey.....	2-4
2.2 Objectives of the Project.....	2-8
2.3 Basic Concept of the Project.....	2-9
2.3.1 Outline of GOT's Request and Discussion.....	2-9
2.3.2 Components of the Project.....	2-15
2.4 Basic Design Concept.....	2-21
2.4.1 Design Standards and Criteria.....	2-21
2.4.2 Natural Conditions.....	2-24
2.5 Facilities Layout Plan.....	2-33
2.5.1 Fish Circulation Plan.....	2-33
2.5.2 Facilities Layout Plan.....	2-35
2.6 Basic Design of Fish Landing Wharf.....	2-39
2.6.1 Appropriate Scale of Fish Landing Wharf.....	2-39
2.6.2 Structural Design.....	2-42



2.6.3	Dredging.....	2-43
2.7	Basic Design of Land Reclamation and Revetment.....	2-45
2.7.1	Reclamation Plan .....	2-45
2.7.2	Revetment Plan .....	2-46
2.8	Basic Design of Auction Hall Complex.....	2-48
2.8.1	Auction Hall Complex .....	2-48
2.8.2	Structural Plan of Auction Hall Complex .....	2-54
2.8.3	Finishing Schedule of Auction Hall Complex .....	2-54
2.9	Basic Design of Fish Retail Market .....	2-55
2.9.1	Fish Retail Building/Fish Preparation Building.....	2-55
2.10	Basic Design of Related Retail Market Plan.....	2-58
2.10.1	Fried Fish Processing Building .....	2-58
2.10.2	Vegetables/Grocery Buildings and Fuel Retail Building .....	2-59
2.10.3	Cafeteria Building .....	2-60
2.10.4	Structural Plan of Related Retail Market .....	2-61
2.10.5	Finishing schedule for Related Retail Market.....	2-61
2.11	Basic Design of Water Supply and Drainage Facilities .....	2-62
2.11.1	Water Supply Facilities .....	2-62
2.11.2	Seawater Supply Facilities .....	2-65
2.11.3	Washing Place.....	2-65
2.11.4	Drainage Facility .....	2-65
2.12	Basic Design of Power Supply Facilities .....	2-68
2.12.1	Electricity Equipment.....	2-68
2.12.2	Emergency Power Facilities.....	2-69
2.12.3	Lighting and Electrical Outlets .....	2-69
2.12.4	Telephone Facilities .....	2-70
2.12.5	Broadcasting Facilities .....	2-70
2.13	Basic Design of Road and Parking.....	2-70
2.13.1	Road .....	2-70
2.13.2	Parking .....	2-71
2.13.3	Bus Stop .....	2-71
2.14	Basic Design of Other Related Facilities .....	2-71
2.14.1	Public Toilets .....	2-71
2.14.2	Garbage Yard .....	2-72
2.14.3	Street Lights .....	2-73
2.14.4	Watchman Box.....	2-73
2.14.5	Navigation Aids .....	2-73
2.14.6	Slope Protection .....	2-73

2.14.7 Green Area .....	2-73
2.15 Basic Design of Project Equipment .....	2-74
2.15.1 Policy on Equipment .....	2-74
2.16 Basic Design Drawings .....	2-76
2.17 Basic Concept for Project Implementation .....	2-90
2.17.1 Organization.....	2-90
2.17.2 Budget .....	2-92
2.17.3 Technical Level of Staff.....	2-93
CHAPTER 3 IMPLEMENTATION PLAN.....	3-1
3.1 Implementation Plan .....	3-1
3.1.1 Implementation Concept .....	3-1
3.1.2 Implementation Conditions.....	3-2
3.1.3 Scope of Works .....	3-2
3.1.4 Detailed Design and Construction Supervision .....	3-3
3.1.5 Procurement Plan .....	3-6
3.1.6 Implementation Schedule.....	3-7
3.1.7 Obligations of Tanzania .....	3-7
3.2 Estimated Project Costs .....	3-9
3.2.1 Estimated Project Costs .....	3-10
3.2.2 Operations and Maintenance Costs.....	3-10
CHAPTER 4 PROJECT EVALUATION AND RECOMMENDATIONS.....	4-1
4.1 Project Effect.....	4-1
4.2 Need for Technical Cooperation .....	4-1
4.3 Recommendations .....	4-2
Appendices	
Appendix 1 Member List of Survey Team .....	A-1
Appendix 2 Survey Schedule.....	A-2
Appendix 3 Member List of Concerned Parties in Recipient Country .....	A-4
Appendix 4 List of Collected Materials.....	A-6

## List of Tables

Table 2.1.1	Breakdown of Respondents and Their Number .....	2-4
Table 2.1.2	Major Problems of Present Market .....	2-8
Table 2.1.3	Services Expected for New Fisg Market .....	2-8
Table 2.3.1	Characteristics of Each Site.....	2-12
Table 2.3.2	Summary of Requested Components and Discussion Results .....	2-14
Table 2.3.4	Outline of Facilities .....	2-21
Table 2.4.1	Utilization of Fishing Boat .....	2-23
Table 2.4.2	Allowable Stress.....	2-23
Table 2.4.3	Mean Temperatures in Dar es Salaam .....	2-24
Table 2.4.4	Monthly Precipitation in Dar es Salaam (1996-1998).....	2-24
Table 2.4.5	Number of Rainy Days in Dar es Salaam.....	2-26
Table 2.4.6	Wind Records (1990-1996) .....	2-26
Table 2.4.7	Distribution of Deepwater Waves at No.59 Area .....	2-27
Table 2.4.8	Deepwater Wave Heights .....	2-27
Table 2.4.9	Wave Height(H1/3)at Point A and Fish Market(M).....	2-28
Table 2.4.10	Result of Current Observation.....	2-29
Table 2.4.11	Water Qualities .....	2-32
Table 2.4.12	Earthquake Records around DAR and Seismic Coefficient.....	2-33
Table 2.6.1	Fish Landing Time of Medium Boats at Banda Beach.....	2-39
Table 2.6.2	Crown Height of Wharf (above HWL).....	2-40
Table 2.6.3	Allowable Quantity of Overtopping by Importance of Behind Area .....	2-41
Table 2.6.4	Apron Width.....	2-42
Table 2.6.5	Structural Comparison for Fish Landing Wharf.....	2-44
Table 2.7.1	Structural Comparison for Revetment.....	2-47
Table 2.8.1	Outline of Administration Office .....	2-52
Table 2.8.2	Frequency and Type of Meeting Room in New Market .....	2-53
Table 2.9.1	Size of Retail Shops in Major Market in DSM .....	2-55
Table 2.9.2	Outline of Fish Retail Building and Fish Preparation Building in New Market.....	2-55
Table 2.10.1	Outline of Vegetable, Grocery Building .....	2-59
Table 2.10.2	Outline of Cafeteria Buildings.....	2-61
Table 2.11.1	Breakdown of Water Supply Volume .....	2-63
Table 2.11.2	Wastewater and Treatment System.....	2-66
Table 2.11.3	Septic Tank and Oxidation Vessel .....	2-68
Table 2.15.1	Equipment List .....	2-76
Table 2.17.1	Plan of Market Staff .....	2-92
Table 2.17.2	Budgets for MNRT for Last 5 Years.....	2-92
Table 2.17.3	Budgets for MNRT for Last 5 Years.....	2-93

Table 2.17.4	Revenue of Fish Auction Tax for 5 years(1995-99).....	2-93
Table 3.1.1	Implementation Schedule.....	3-9
Table 3.2.1	Market Regulations.....	3-11
Table 3.2.2	Expected Revenues and Expenditures at New Market.....	3-13

### List of Figures

Figure 2.1.1	Existing Shops at Banda Beach.....	2-3
Figure 2.3.1	Location Map of Alternative Project Sites.....	2-11
Figure 2.4.1	Locations of Boreholes and Assumed Soil Layers.....	2-25
Figure 2.4.2	Offshore Area of Dar es Salaam.....	2-28
Figure 2.4.3	Tide Levels.....	2-29
Figure 2.4.4	Spots of Water Quality, Seabed Material Tests, and Current Observations.....	2-32
Figure 2.5.1	General Flow of Fish and Commodity in Fish Market.....	2-34
Figure 2.5.2	Facilities Layout Plan with Circulation of Fish.....	2-37
Figure 2.5.3	Facilities Layout Plan.....	2-38
Figure 2.6.1	Dredging Plan.....	2-43
Figure 2.7.1	Reclamation Area.....	2-46
Figure 2.8.1	Diagram of Auctioning.....	2-48
Figure 2.8.2	Floor Plan of Auction Hall.....	2-50
Figure 2.8.3	Floor Plan of Ice and Fish Storage Space.....	2-51
Figure 2.8.4	Floor Plan of Administration Office.....	2-53
Figure 2.9.1	Floor Plan of Fish Retail Building.....	2-56
Figure 2.9.2	Floor Plan of Fish Preparation Buildings.....	2-57
Figure 2.10.1	Utilization Plan of Fried Fish Processing Lot.....	2-58
Figure 2.10.2	Floor Plan of Fried Fish Processing Buildings.....	2-59
Figure 2.11.1	System of City Water Supply.....	2-63
Figure 2.11.2	Structure of Cater Collecting Pit.....	2-67
Figure 2.11.3	Septic Tank and Oxidation Vessel.....	2-67
Figure 2.11.4	Septic Tank and Seepage Tank.....	2-68
Figure 2.12.1	Single Line Diagram.....	2-69
Figure 2.17.1	Organization of MNRT.....	2-90
Figure 2.17.2	Organization of DCC.....	2-90
Figure 2.17.3	Administrative Structure of New Fish Market.....	2-91