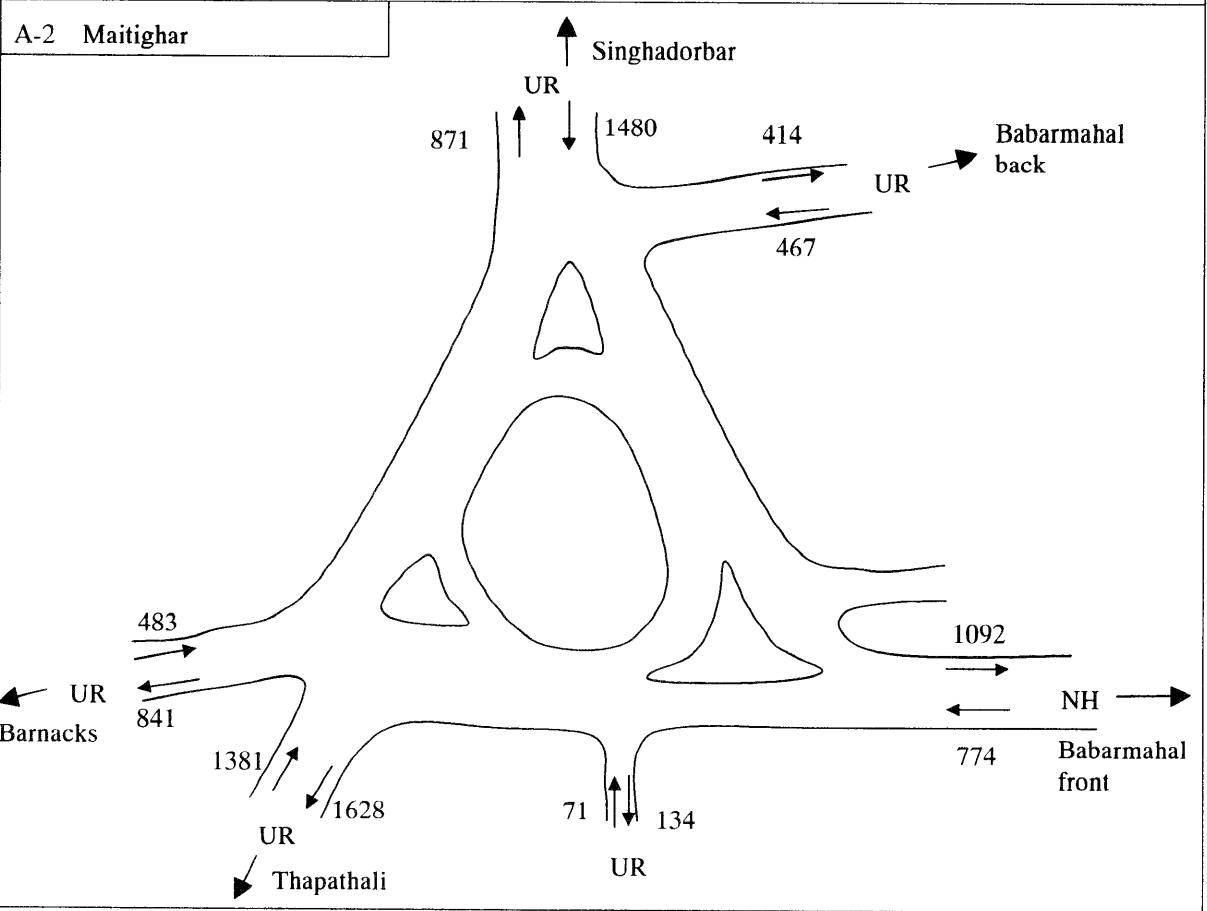
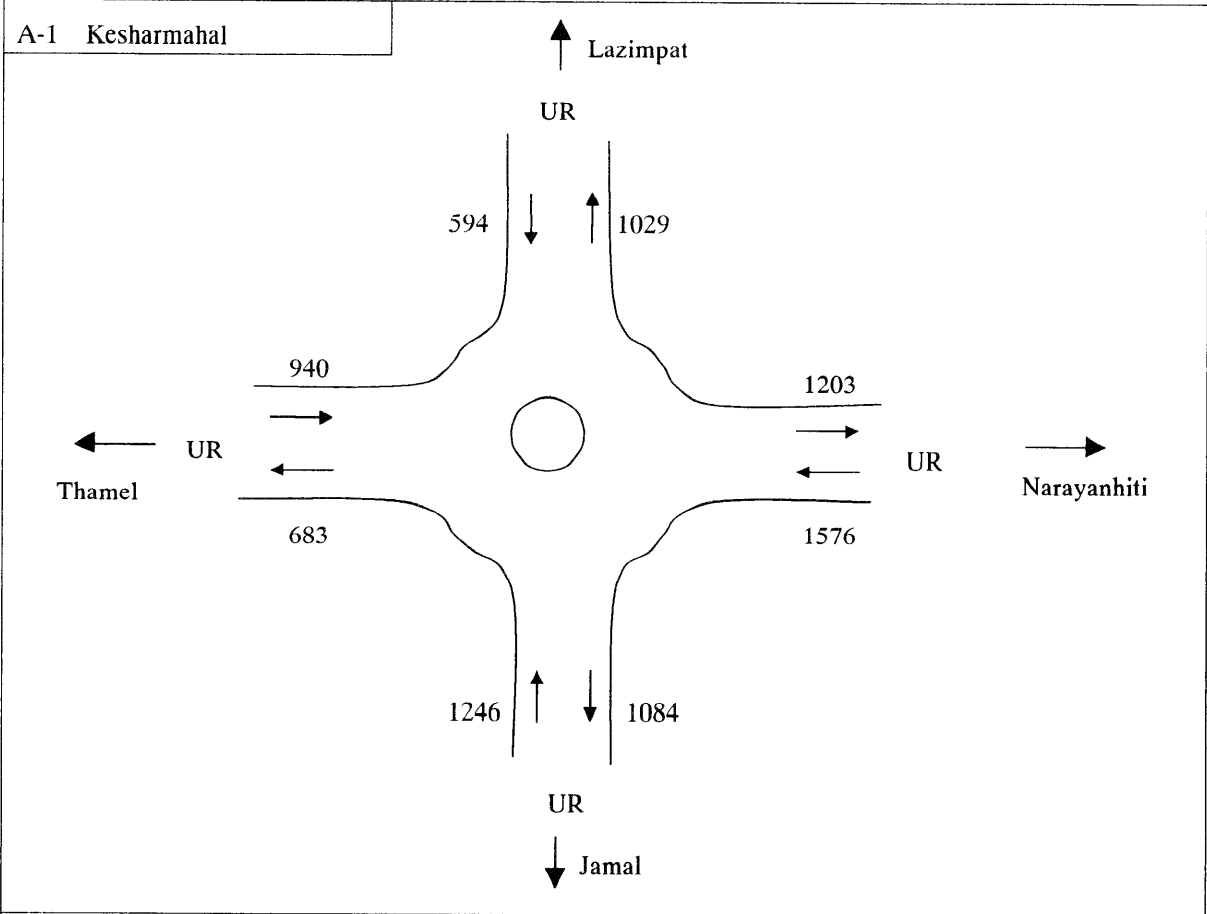
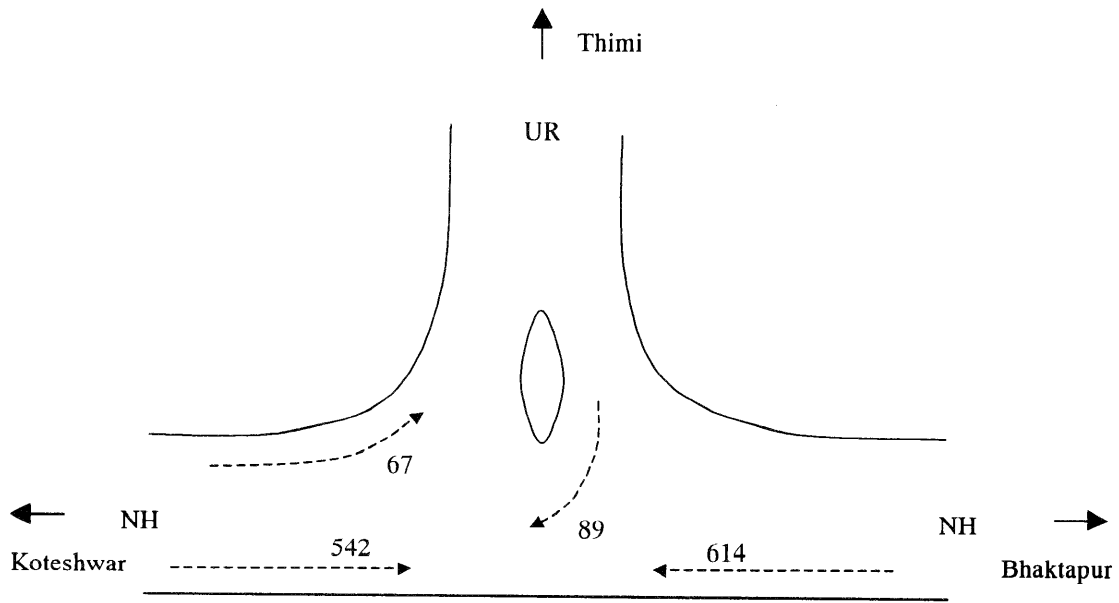


交通量データ

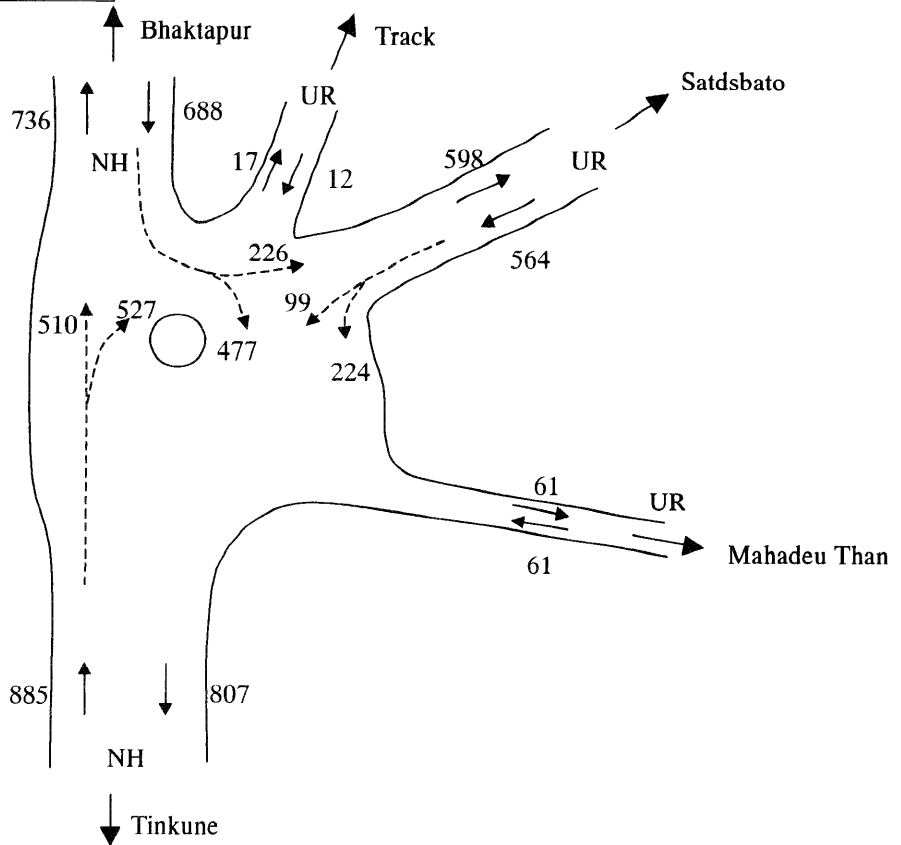
1997年DOR測定



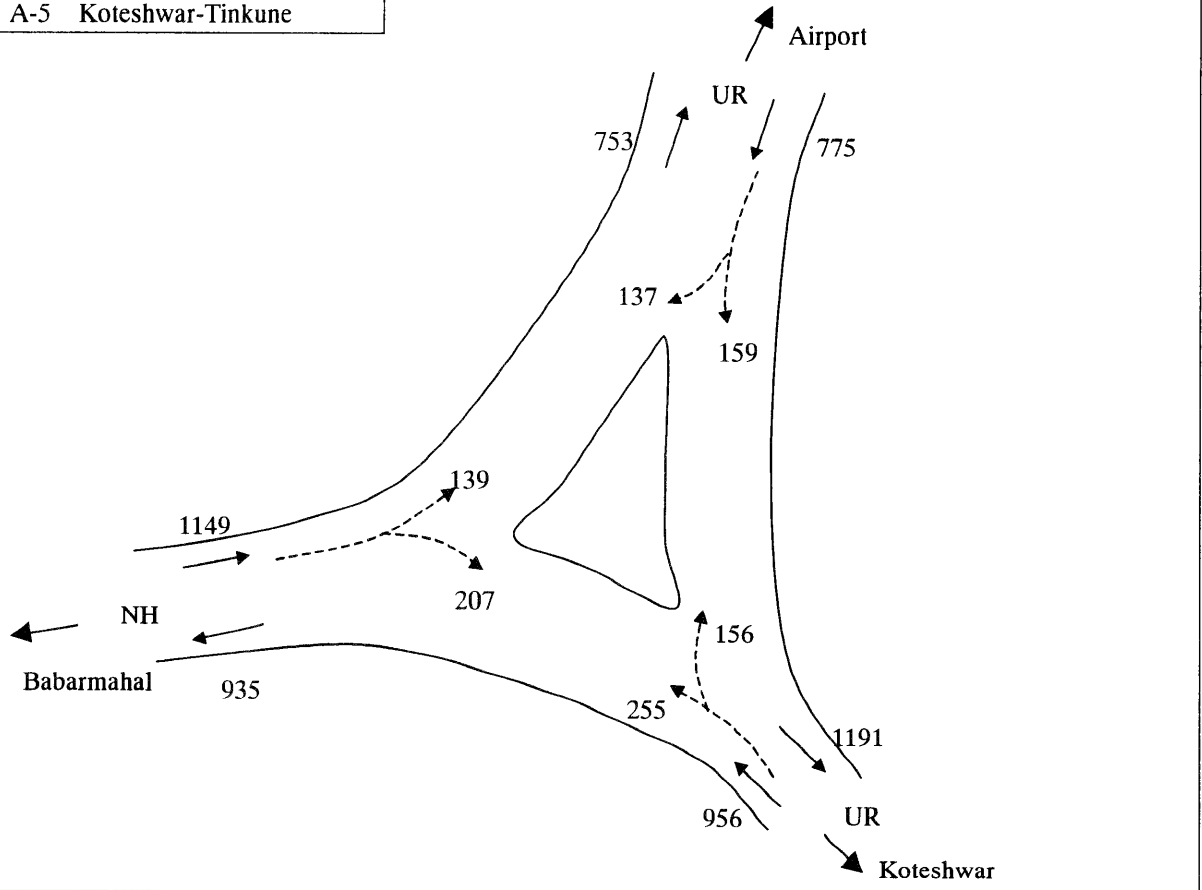
A-3 Amiko Highway-Sanothimi



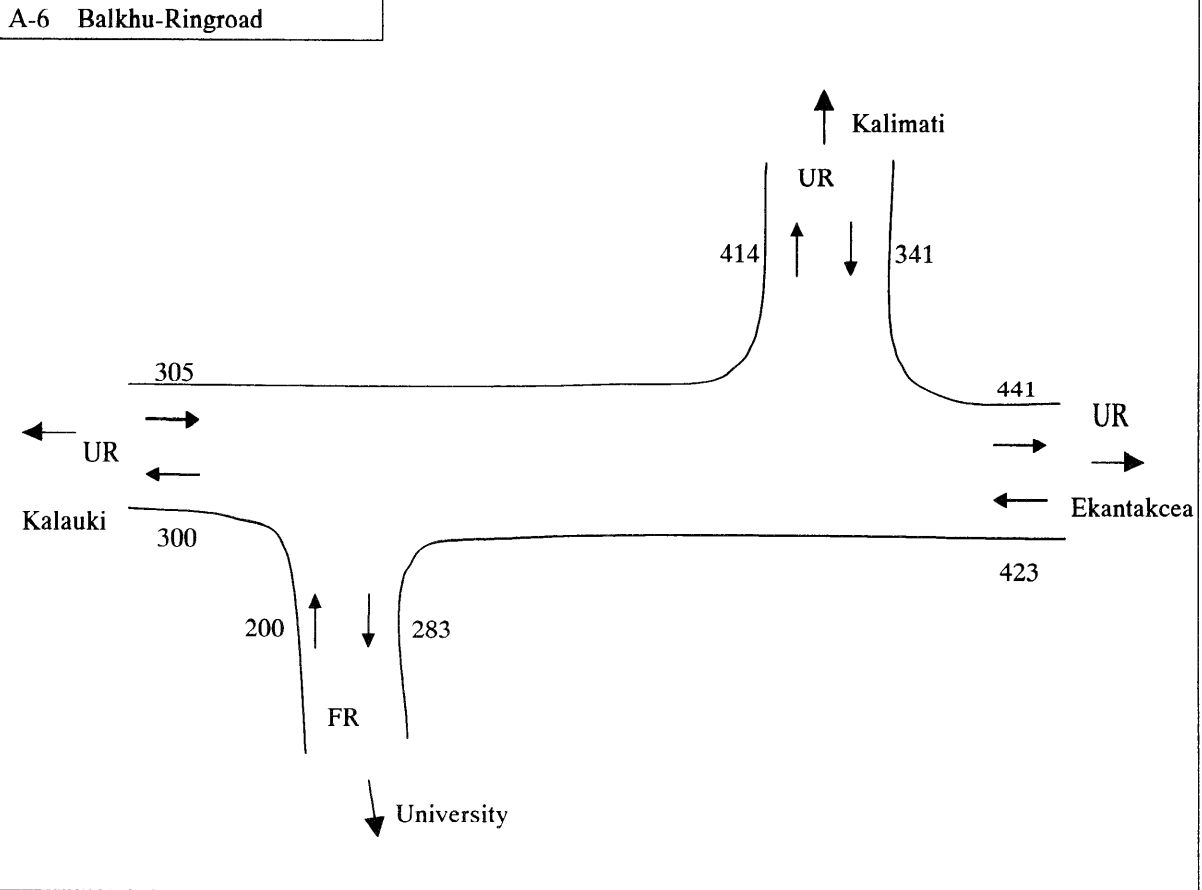
A-4 Koteswar-Ringroad



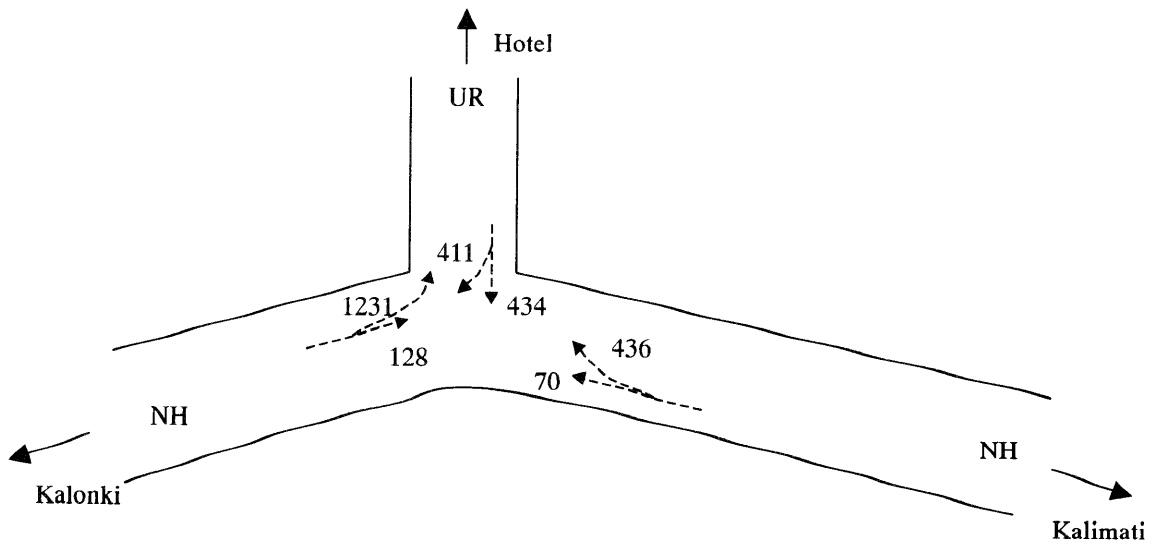
A-5 Koteswar-Tinkune



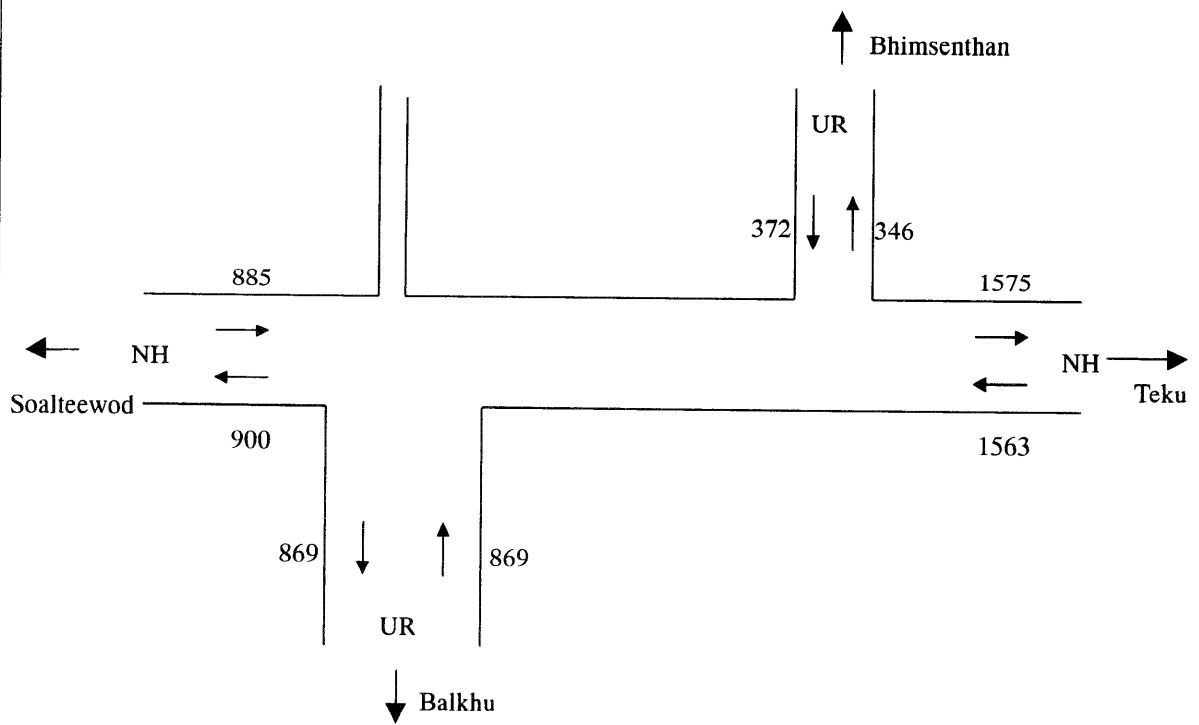
A-6 Balkhu-Ringroad



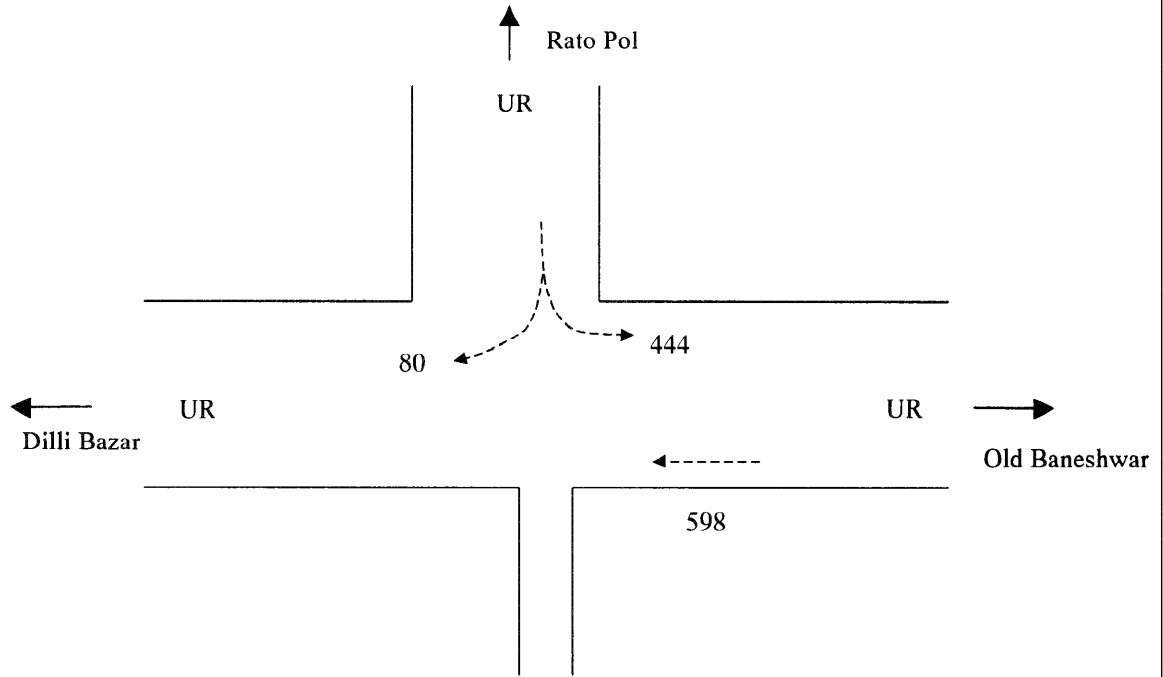
A-7 Soaltee Intersection



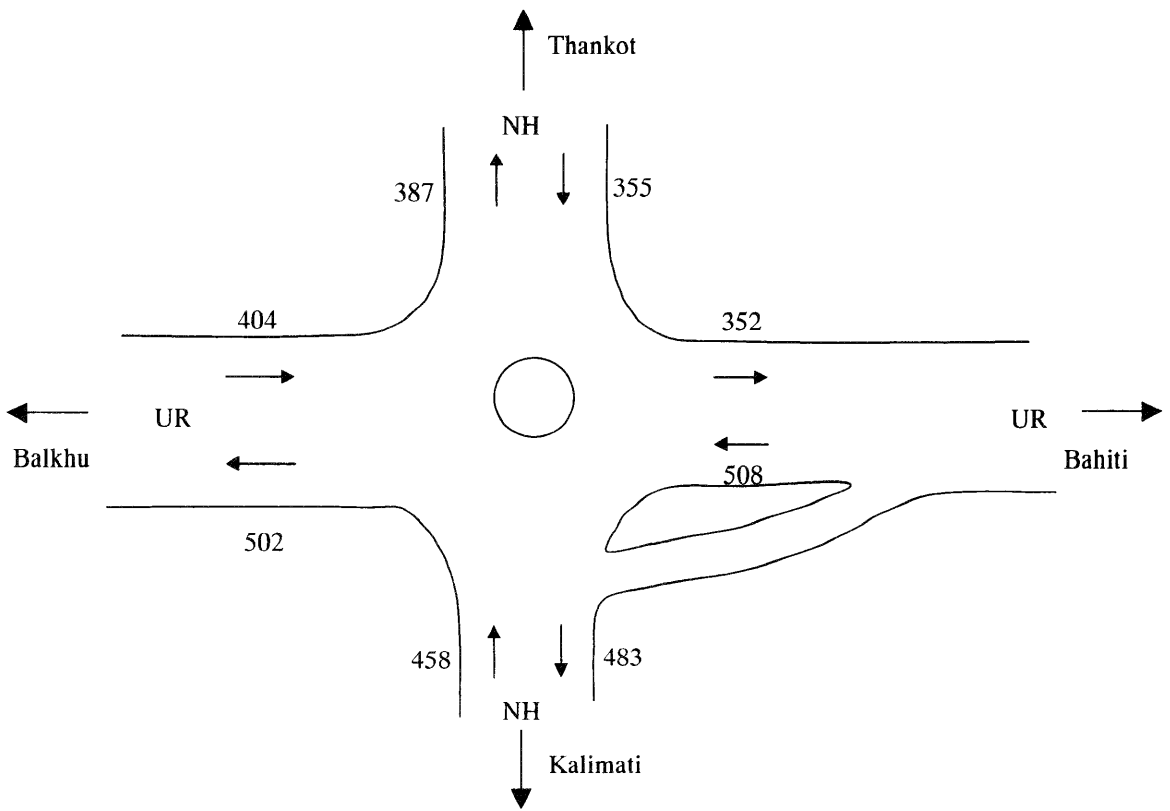
A-8 Kalimati



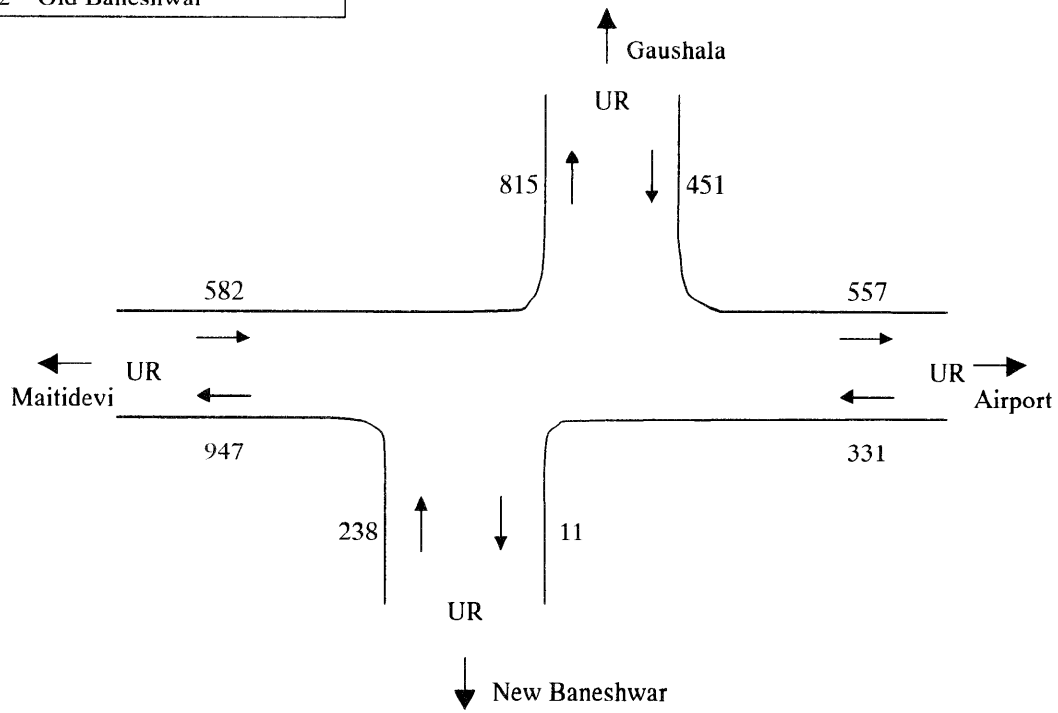
A-9 Maitidevi



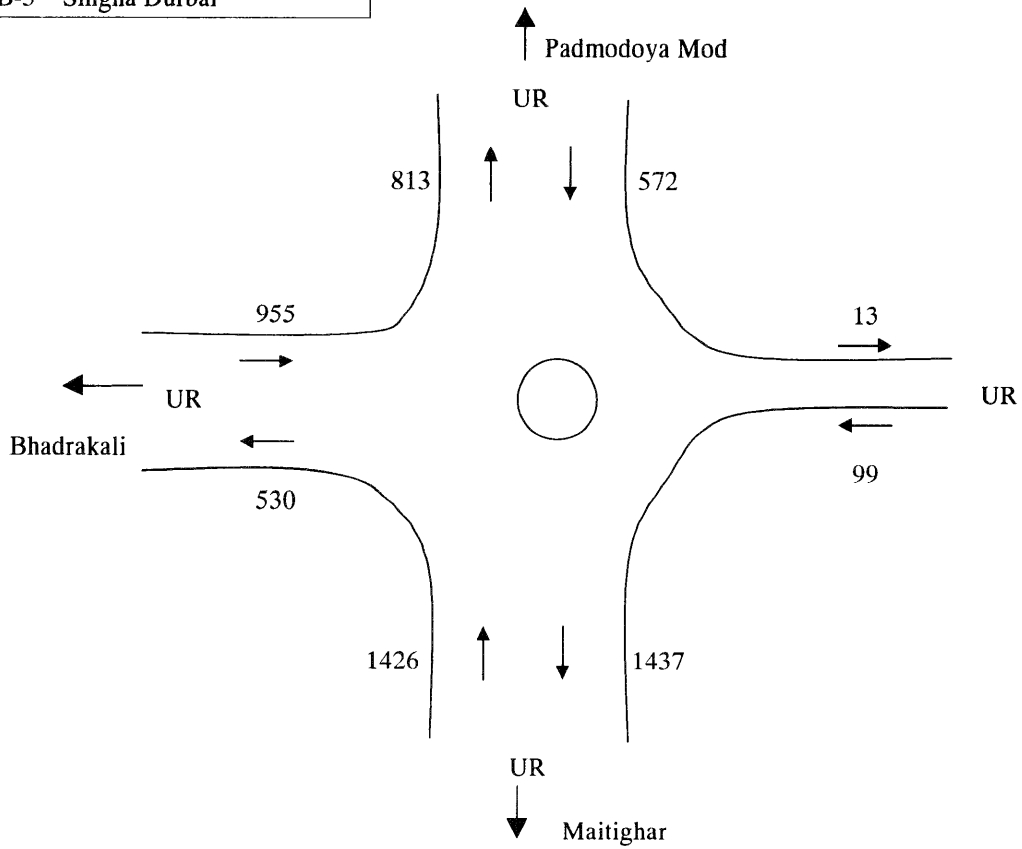
B-1 Kalanki Chowk



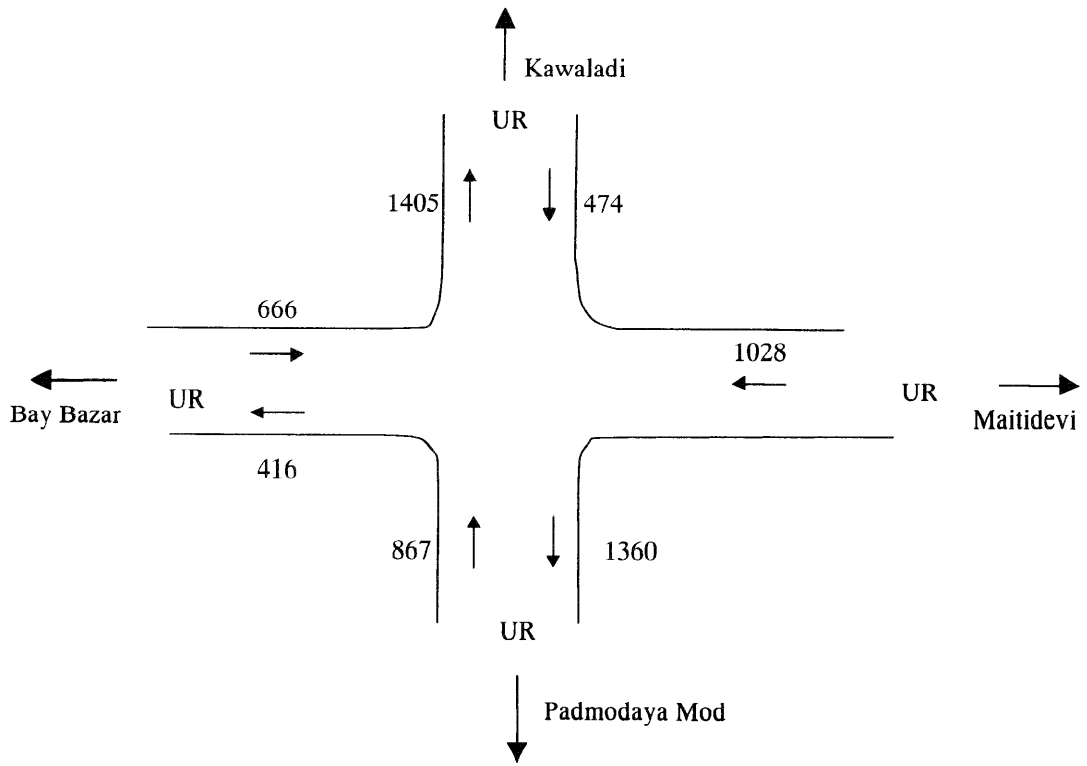
B-2 Old Baneshwar



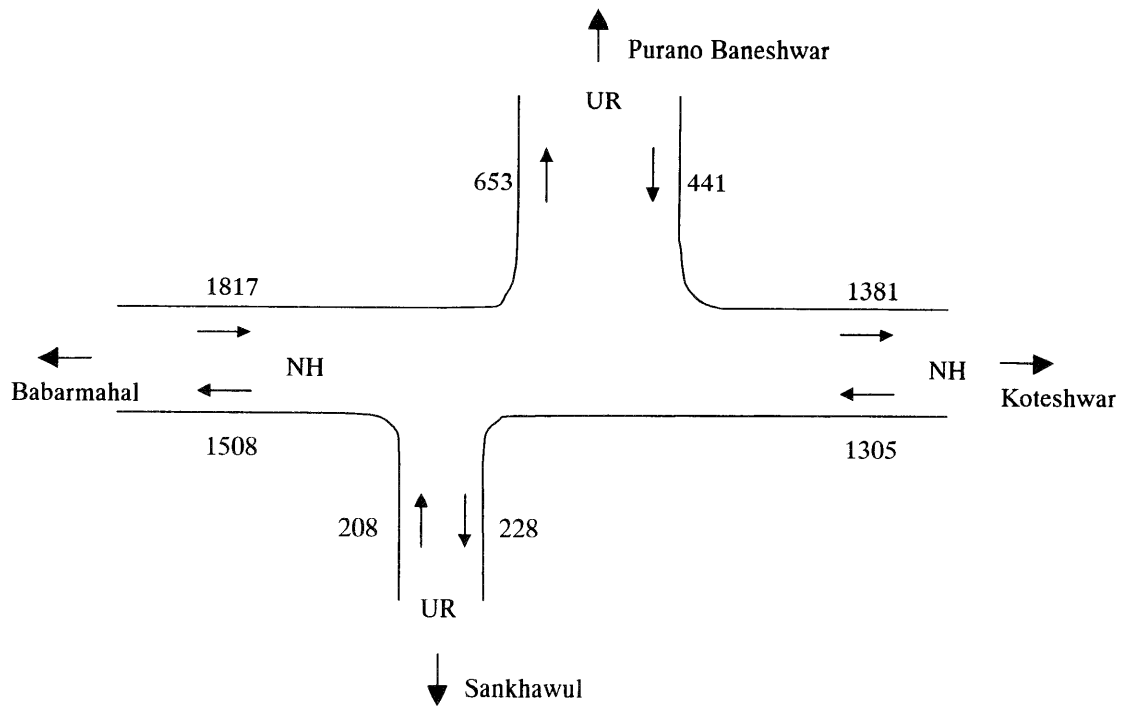
B-3 Singha Durbar



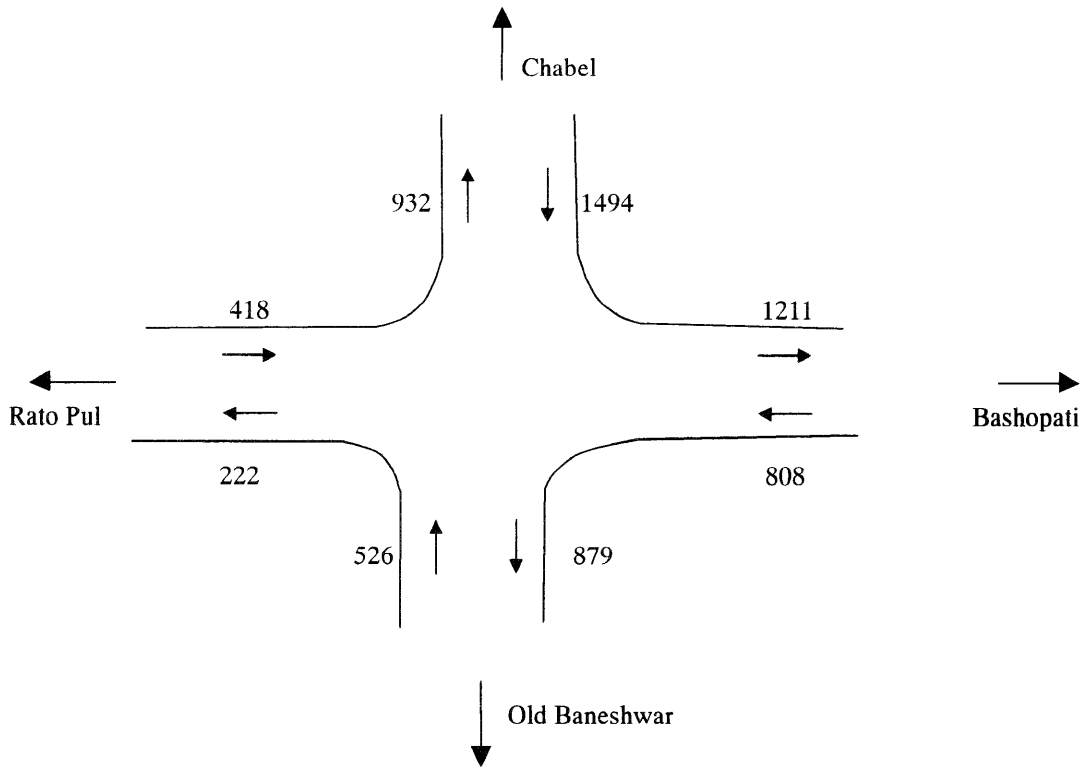
B-4 Ramshah Path-Dillibazar



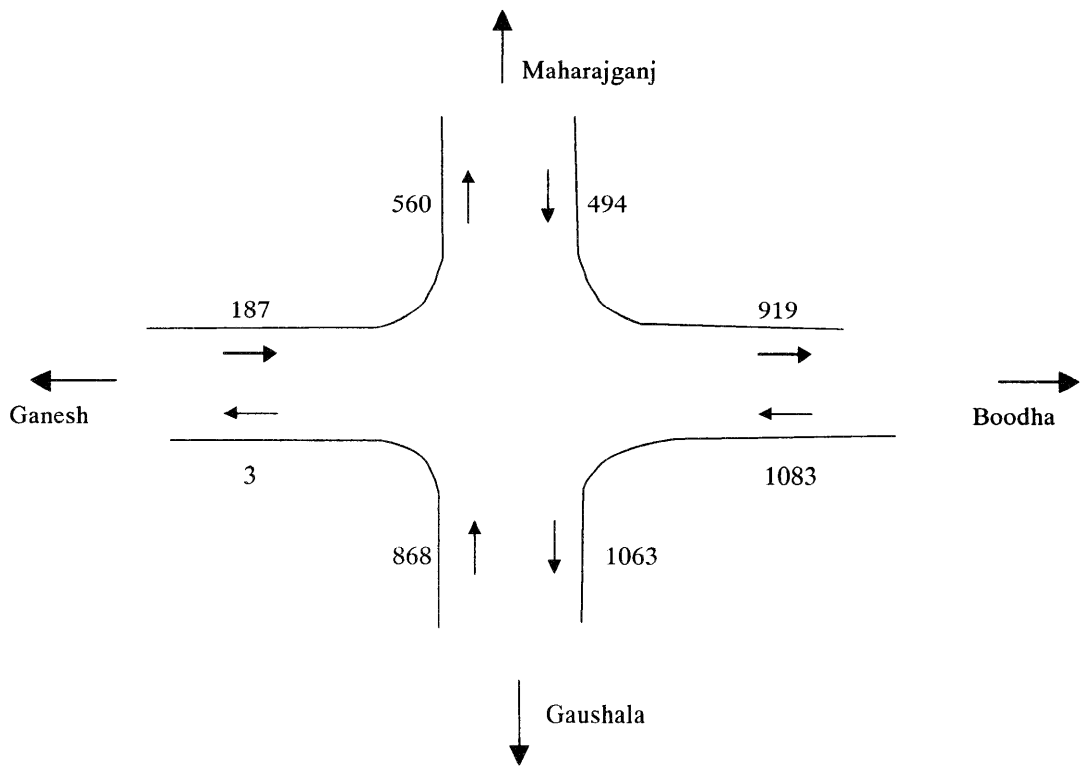
B-5 Naya Baneshwar



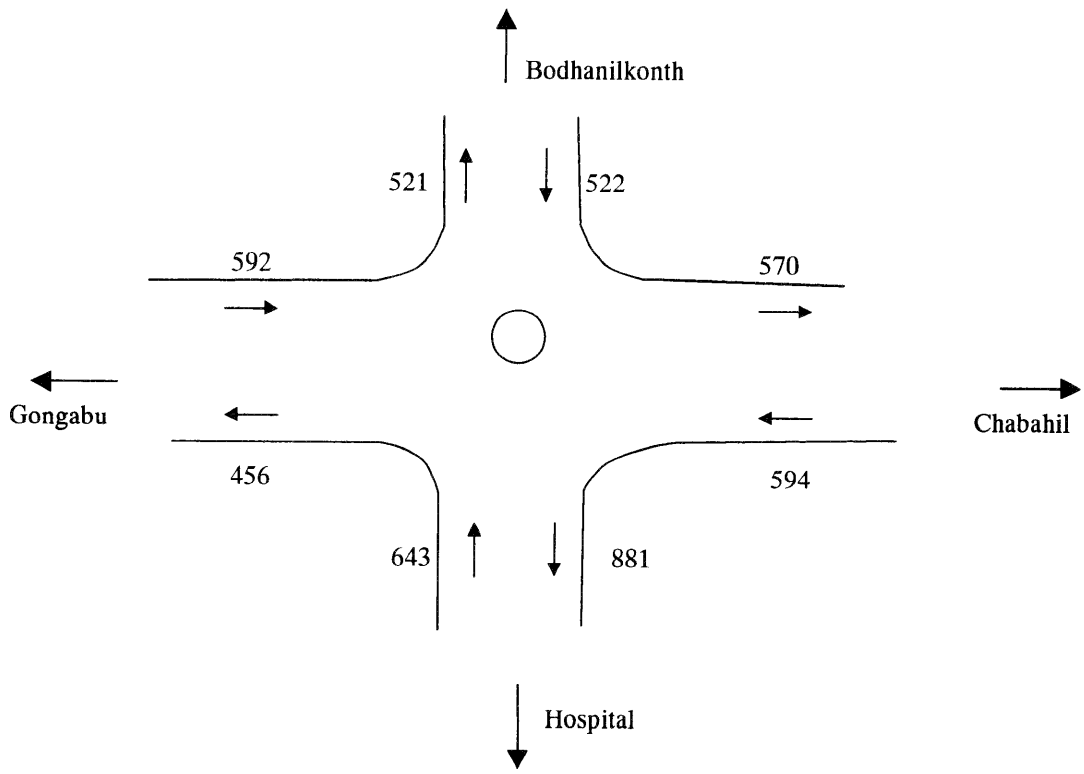
B-6 Gaushala



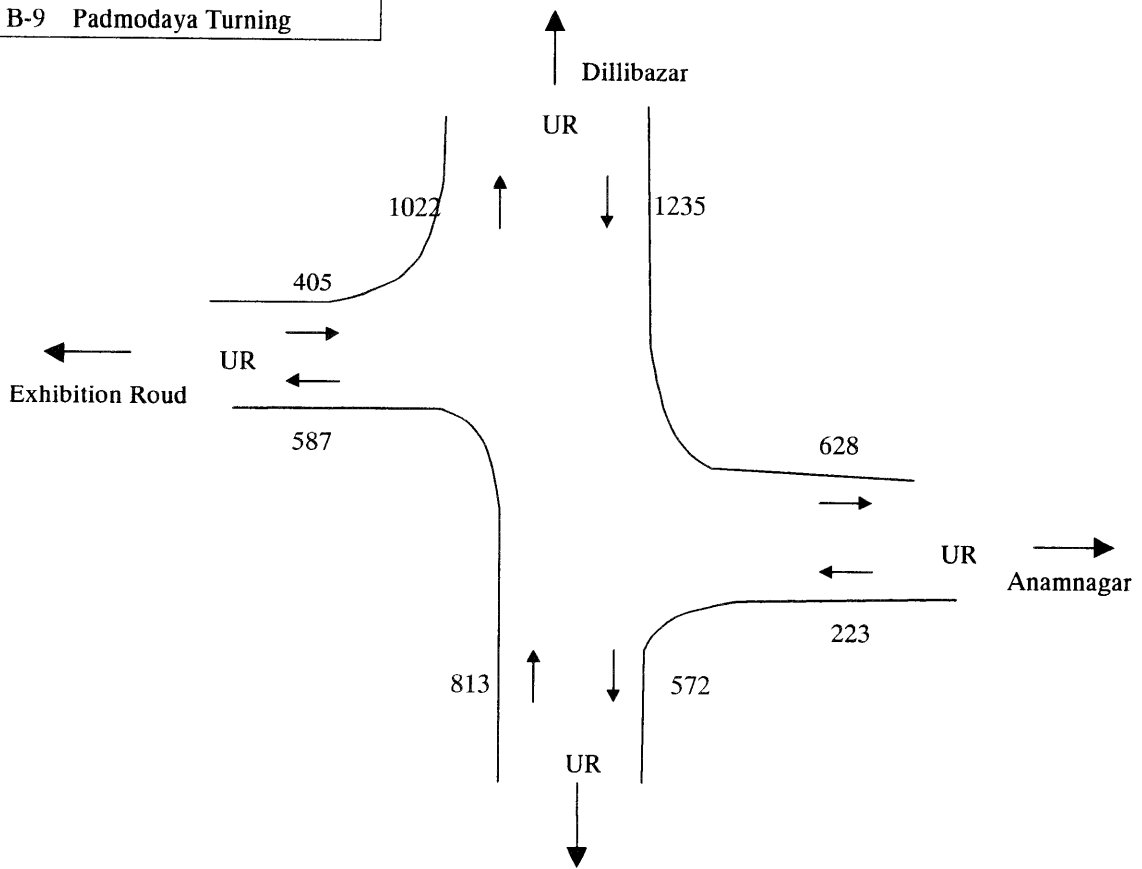
B-7 Chababil



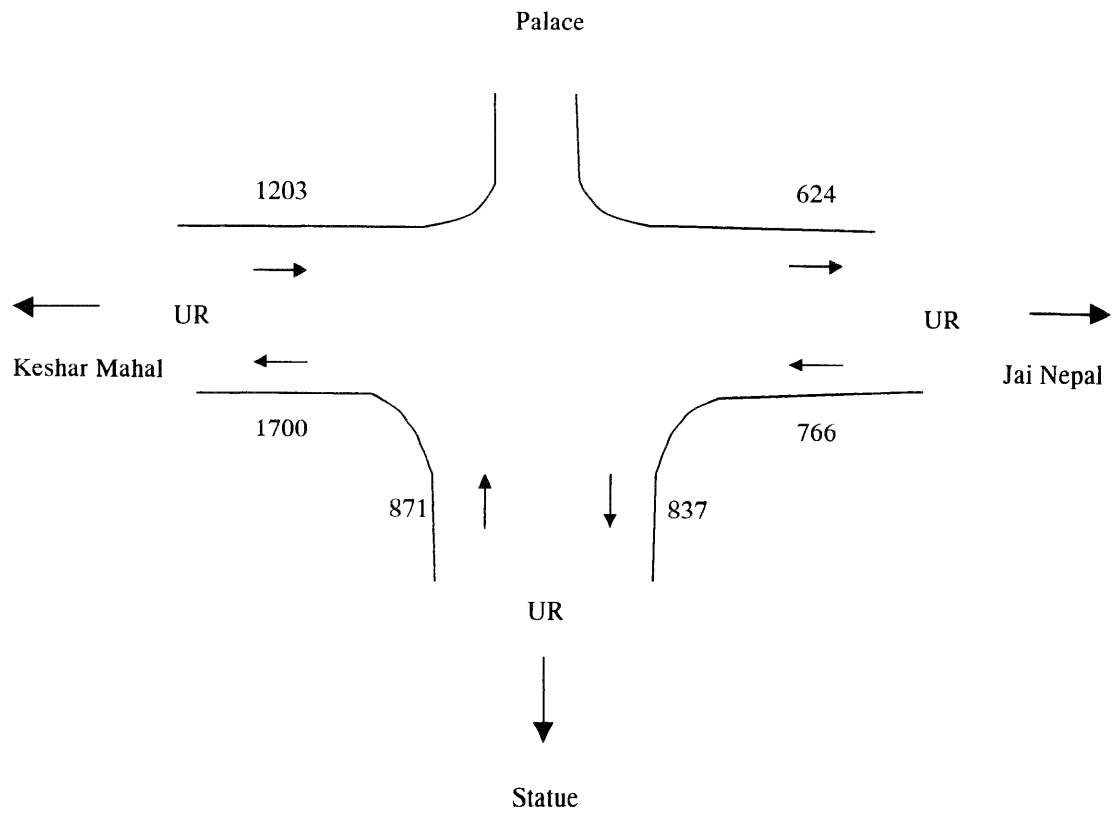
B-8 Maharajgani



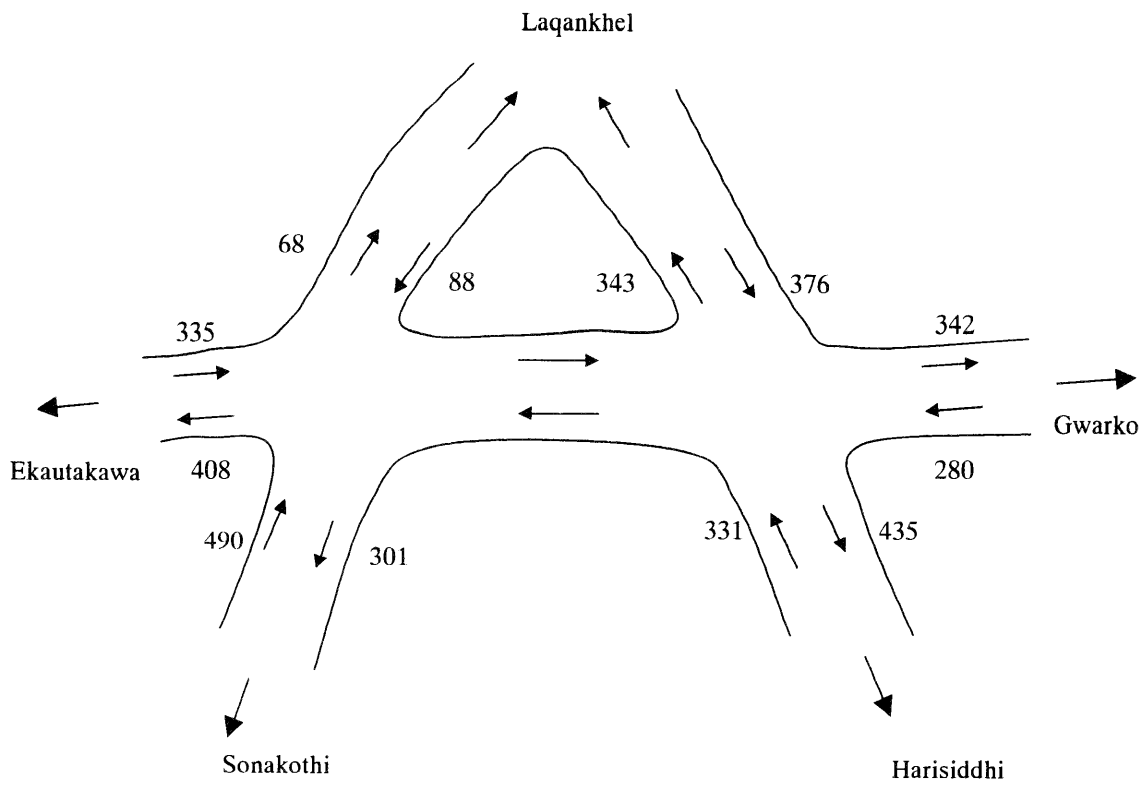
B-9 Padmodaya Turning



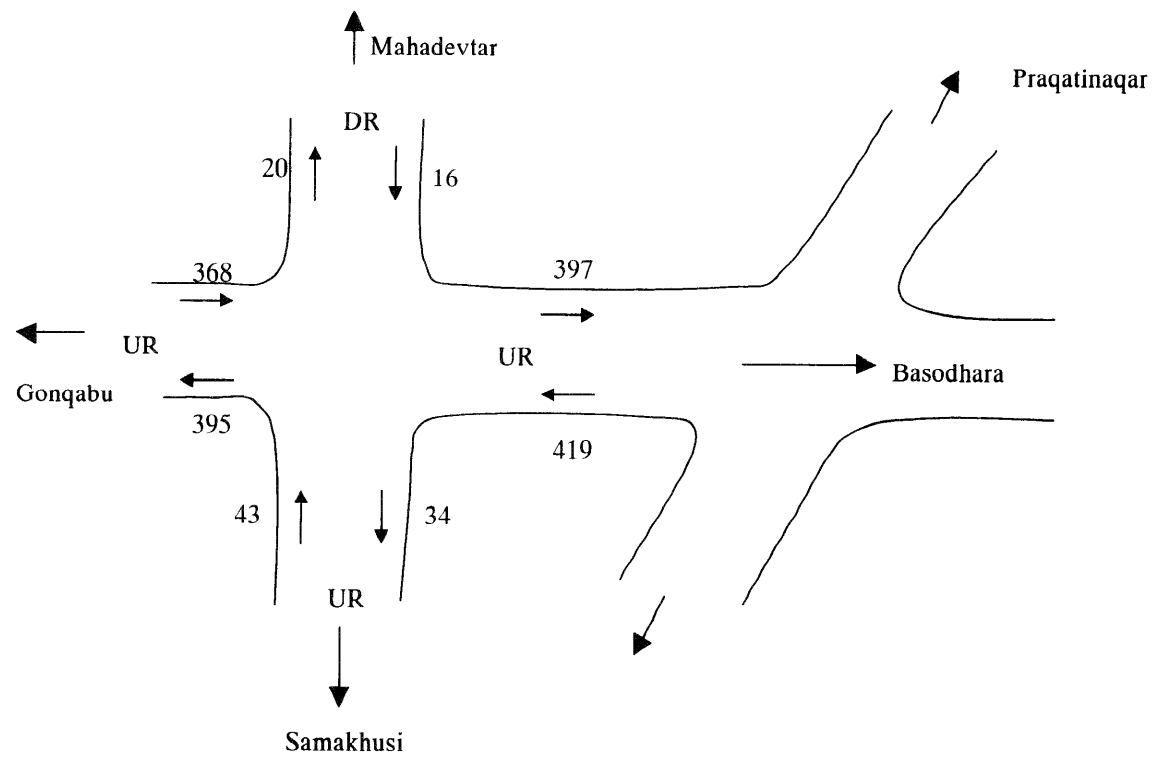
B-10 Durbar Marg



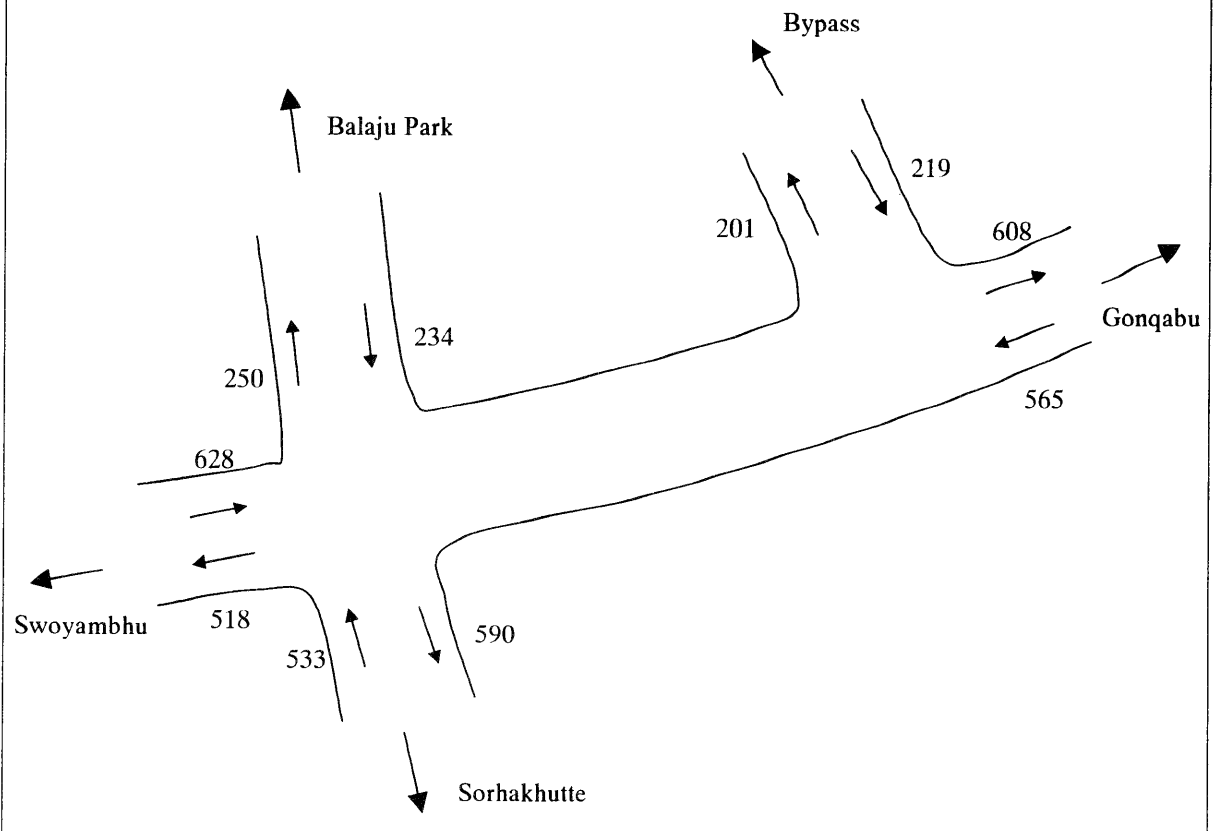
B-11 Satdobato



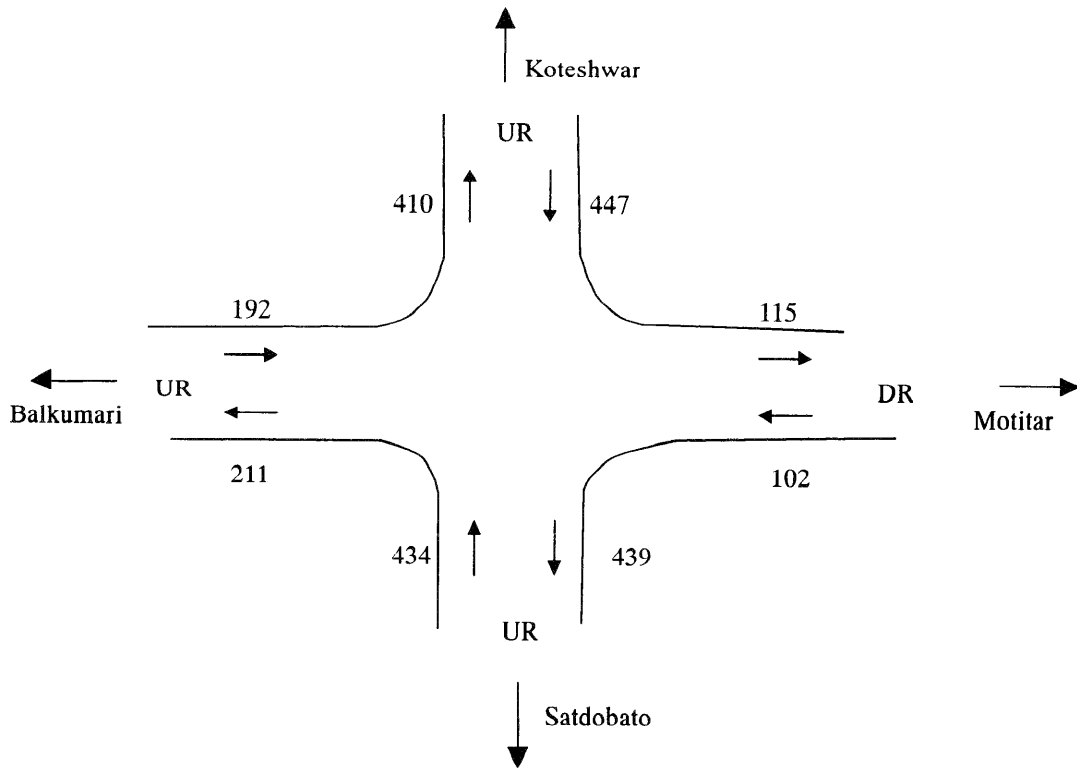
B-12 Samakhushi Chowk



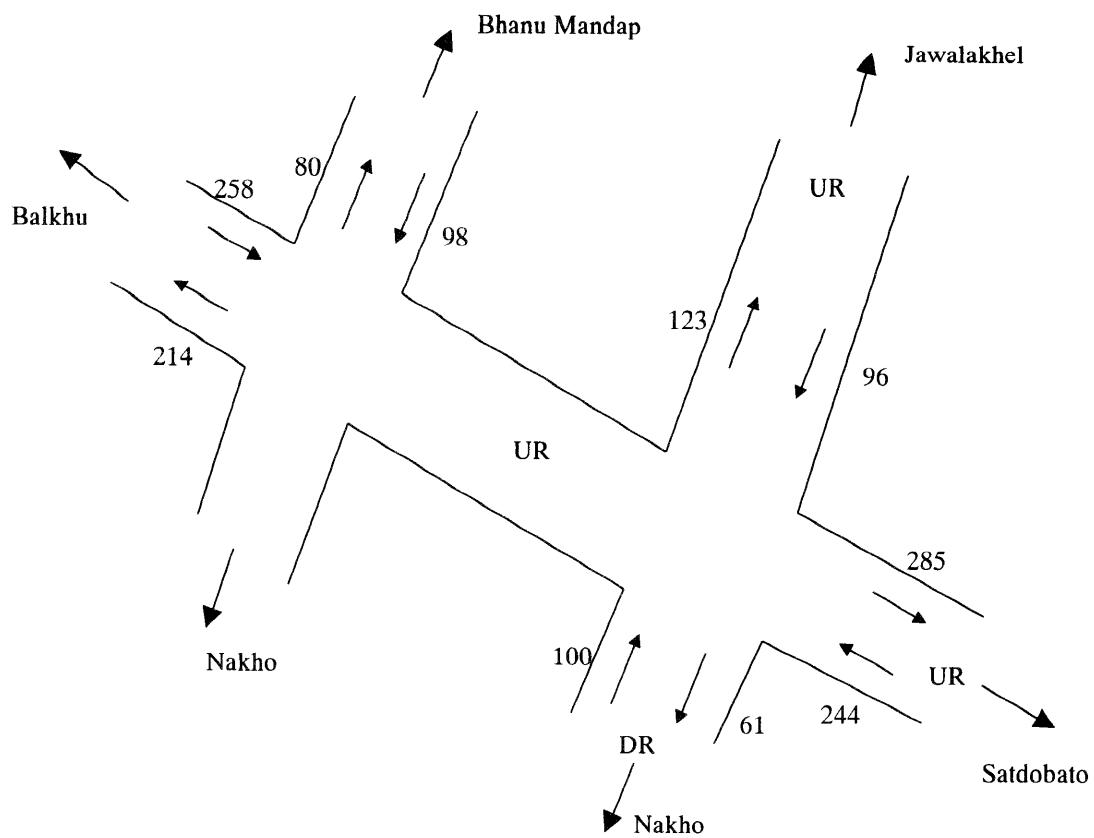
B-13 Balaju



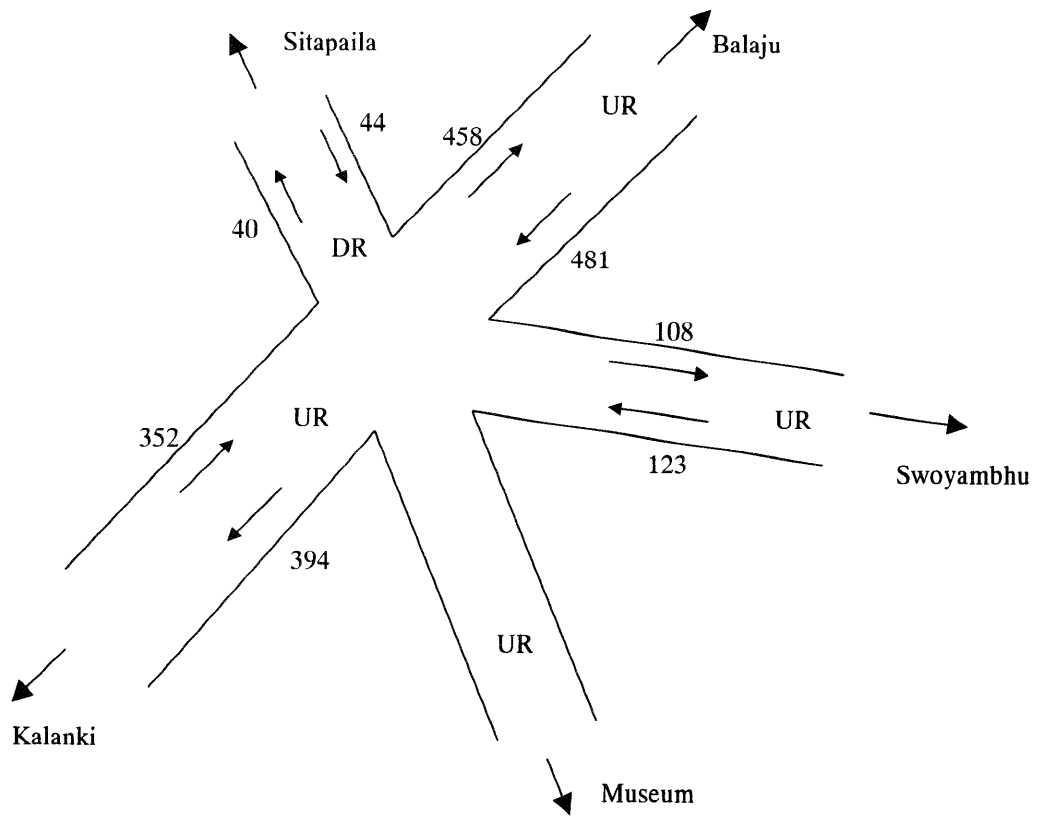
B-14 Gwarko



B-15 Ekantakuna



B-16 Bahiti-Ringroad



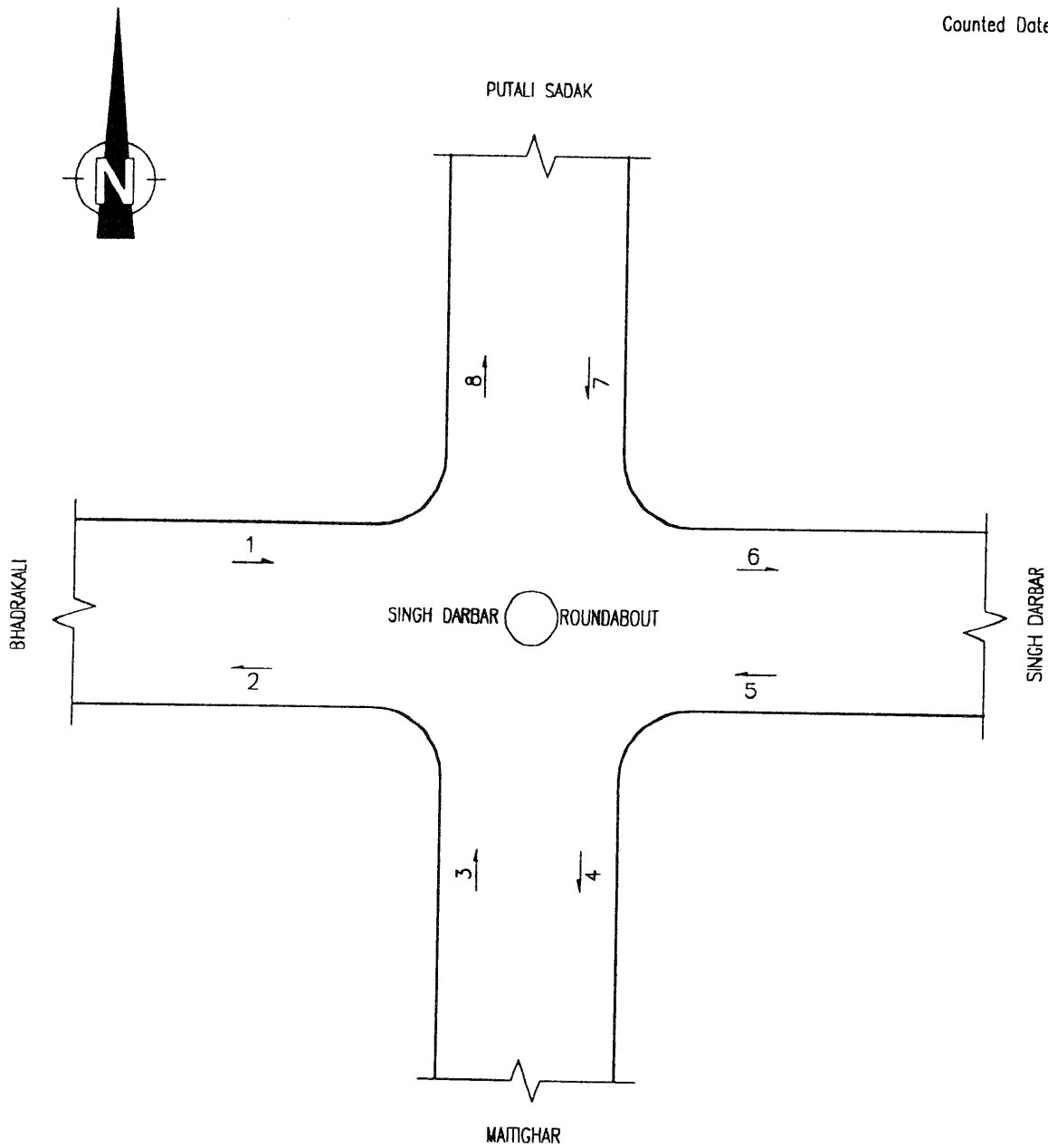
補足交通量調査結果

1997年12月14日測定

B1, B3交差点

TRAFFIC VOLUME COUNTING POSITION

Counted Date : 14 Dec,1999



NOTE :

1. Bhadrakali to Singh Darbar Roundabout
2. Singh Darbar Roundabout to Bhadrakali
3. Maitighar to Singh Darbar Roundabout
4. Singh Darbar Roundabout to Maitighar
5. Inside Singh Darbar to Singh Darbar Roundabout
6. Singh Darbar Roundabout to Inside Singh Darbar
7. Putali Sadak to Singh Darbar Roundabout
8. Singh Darbar Roundabout to Putali Sadak

SUMMARY OF TRAFFIC COUNT DATA

Intersection :- Singh Darbar Roundabout
 Direction-1 :- From Bhadrakali

To Singh Darbar

Counted Date : 14 Dec, 1999

Time	Car, Jeep, Van and Pick-up	Moter-Cycle	Mini Bus	Bus	Three Wheeler	Light Truck	Medium Heavy Truck	Tractor	Others	Remarks
6.00 A.M.-7.00 A.M.	70	74	22	41	53	4	1			
7.00 A.M.-8.00 A.M.	141	113	44	66	82	5	2			
8.00 A.M.-9.00 A.M.	213	200	53	75	109	2				
9.00 A.M.-10.00 A.M.	278	435	47	72	184	1				
10.00 A.M.-11.00 A.M.	390	541	53	86	203		1			
11.00 A.M.-12.00 A.M.	80	143	21	18	56					11.30-12.00 Partially flow
12.45 A.M.-1.00 P.M.	61	135	3	11	22	1				12.00-12.45 Traffic closed
1.00 P.M.-2.00 P.M.	281	521	45	66	178	3	2			
2.00 P.M.-3.00 P.M.	315	583	30	60	182					
3.00 P.M.-4.00 P.M.	305	512	32	62	194		2			
4.00 P.M.-5.00 P.M.	356	550	32	72	175	3	2	1		
5.00 P.M.-6.00 P.M.	358	634	35	64	250	4				
Total	2848	4441	417	693	1688	23	10	1		

GEOCE CONSULTANTS (P.) Ltd.
 Sanepa, Lalitpur.

SUMMARY OF TRAFFIC COUNT DATA

Intersection :- Singh Darbar Roundabout
 Direction-2 :- From Singh Darbar

To Bhadrakali

Counted Date : 14 Dec,1999

Time	Car, Jeep, Van and Pick-up	Moter-Cycle	Mini Bus	Bus	Three Wheeler	Light Truck	Medium Heavy Truck	Tractor	Others	Remarks
6.00 A.M.-7.00 A.M.	13	15	31	36	25					
7.00 A.M.-8.00 A.M.	36	15	34	45	60	1				
8.00 A.M.-9.00 A.M.	73	41	53	57	123					
9.00 A.M.-10.00 A.M.	118	105	75	56	176					
10.00 A.M.-11.00 A.M.	166	131	60	58	182					
11.00 A.M.-12.00 A.M.	79	100	29	23	105	3	1		1	11.30-12.00 Partially flow
12.45 A.M.-1.00 P.M.	21	42	7	18	38	2			1	12.00-12.45 Traffic closed
1.00 P.M.-2.00 P.M.	133	176	32	43	115	2	2	1		
2.00 P.M.-3.00 P.M.	129	139	47	39	169	2	1		1	Crane
3.00 P.M.-4.00 P.M.	164	145	43	46	171	2	1			
4.00 P.M.-5.00 P.M.	145	135	43	49	144	3				
5.00 P.M.-6.00 P.M.	84	54	49	50	147	1			1	Crane
Total	1161	1098	503	520	1455	16	5	1	4	

GEOCE CONSULTANTS (P.) Ltd.
 Sanepa, Lalitpur.

SUMMARY OF TRAFFIC COUNT DATA

Intersection :- Singh Darbar Roundabout
 Direction-3 :- From Maitighar

To Singh Darbar

Counted Date : 14 Dec, 1999

Time	Car, Jeep, Van and Pick-up	Moter-Cycle	Mini Bus	Bus	Three Wheeler	Light Truck	Medium Heavy Truck	Tractor	Others	Remarks
6.00 A.M.-7.00 A.M.	112	182	60	50	56	3		1		
7.00 A.M.-8.00 A.M.	205	245	54	67	122					
8.00 A.M.-9.00 A.M.	397	452	75	85	166			2		
9.00 A.M.-10.00 A.M.	535	757	71	103	188		1			
10.00 A.M.-11.00 A.M.	621	836	70	87	233	1	1			
11.00 A.M.-12.00 A.M.	582	1200	54	106	222	2	5			
12.00 A.M.-1.00 P.M.	590	1077	42	68	192	5	4	1		
1.00 P.M.-2.00 P.M.	488	848	48	62	186		3	3		
2.00 P.M.-3.00 P.M.	562	727	66	60	238		3		1	Crane
3.00 P.M.-4.00 P.M.	605	445	58	67	236	3	2			
4.00 P.M.-5.00 P.M.	625	543	61	76	232	2				
5.00 P.M.-6.00 P.M.	543	1154	57	91	202	3			1	Crane
Total	5865	8466	716	922	2273	19	19	7	2	

GEOCE CONSULTANTS (P.) Ltd.
 Sanepa, Lalitpur.

SUMMARY OF TRAFFIC COUNT DATA

Intersection :- Singh Darbar Roundabout
 Direction-4 :- From Singh Darbar

To Maitighar

Counted Date : 14 Dec, 1999

Time	Car, Jeep, Van and Pick-up	Moter-Cycle	Mini Bus	Bus	Three Wheeler	Light Truck	Medium Heavy Truck	Tractor	Others	Remarks
6.00 A.M.-7.00 A.M.	130	157	46	50	95	18	3			
7.00 A.M.-8.00 A.M.	260	243	61	85	124	13	8	2		
8.00 A.M.-9.00 A.M.	591	606	111	100	221					
9.00 A.M.-10.00 A.M.	733	981	124	117	335	1				
10.00 A.M.-11.00 A.M.	793	925	88	90	306		3	1		
11.00 A.M.-12.00 A.M.	911	1235	98	84	345		1			
12.00 A.M.-1.00 P.M.	798	1180	80	40	320	1				
1.00 P.M.-2.00 P.M.	812	1089	80	75	367		2	1		
2.00 P.M.-3.00 P.M.	838	1256	95	58	279		1			
3.00 P.M.-4.00 P.M.	771	1365	77	64	286		1			
4.00 P.M.-5.00 P.M.	864	1318	74	88	250		1	1	1	Crane
5.00 P.M.-6.00 P.M.	861	1241	107	78	395		1			
Total	8362	11596	1041	929	3323	33	21	5	1	

GEOCE CONSULTANTS (P.) Ltd.
 Sanepa, Lalitpur.

SUMMARY OF TRAFFIC COUNT DATA

Intersection :- Singh Darbar Roundabout
 Direction-5 :- From Inside Singh Darbar

To Singh Darbar Roundabout

Counted Date : 14 Dec, 1999

Time	Car, Jeep, Van and Pick-up	Moter-Cycle	Mini Bus	Bus	Three Wheeler	Light Truck	Medium Heavy Truck	Tractor	Others	Remarks
6.00 A.M.-7.00 A.M.	5	3			2					
7.00 A.M.-8.00 A.M.	10	12			2					
8.00 A.M.-9.00 A.M.	32	15			4					
9.00 A.M.-10.00 A.M.	75	80			13					
10.00 A.M.-11.00 A.M.	123	121			4		1			
11.00 A.M.-12.00 A.M.	132	124			3					
12.00 A.M.-1.00 P.M.	132	146		4	2		2			
1.00 P.M.-2.00 P.M.	142	132			1					
2.00 P.M.-3.00 P.M.	155	190	1		4					
3.00 P.M.-4.00 P.M.	183	285			2	2			2	Crane
4.00 P.M.-5.00 P.M.	154	243		4	2	1				
5.00 P.M.-6.00 P.M.	44	60								
Total	1187	1411	1	8	39	3	3		2	

GEOCE CONSULTANTS (P.) Ltd.
 Sanepa, Lalitpur.

SUMMARY OF TRAFFIC COUNT DATA

Intersection :- Singh Darbar Roundabout
 Direction-6 :- From Singh Darbar Roundabout

To Inside Singh Darbar

Counted Date : 14 Dec,1999

Time	Car,Jeep, Van and Pick-up	Moter-Cycle	Mini Bus	Bus	Three Wheeler	Light Truck	Medium Heavy Truck	Tractor	Others	Remarks
6.00 A.M.-7.00 A.M.	5	19			2					
7.00 A.M.-8.00 A.M.	7	23			2					
8.00 A.M.-9.00 A.M.	32	100			3					
9.00 A.M.-10.00 A.M.	195	350	3	1	17		1			
10.00 A.M.-11.00 A.M.	121	165			5					
11.00 A.M.-12.00 A.M.	181	169			10		1			
12.00 A.M.-1.00 P.M.	170	166			3					
1.00 P.M.-2.00 P.M.	162	171			13					
2.00 P.M.-3.00 P.M.	119	185			7	2				
3.00 P.M.-4.00 P.M.	121	120		1	6	1				
4.00 P.M.-5.00 P.M.	56	39			2					
5.00 P.M.-6.00 P.M.	27	24		5						
Total	1196	1531	3	7	70	3	2			

SUMMARY OF TRAFFIC COUNT DATA

Intersection :- Singh Darbar Roundabout
 Direction-7 :- From Putali Sadak

To Singh Darbar

Counted Date : 14 Dec, 1999

Time	Car, Jeep, Van and Pick-up	Moter-Cycle	Mini Bus	Bus	Three Wheeler	Light Truck	Medium Heavy Truck	Tractor	Others	Remarks
6.00 A.M.-7.00 A.M.	62	105	17	5	39	1				
7.00 A.M.-8.00 A.M.	151	167	37	6	43	1		2		
8.00 A.M.-9.00 A.M.	336	345	62	23	75					
9.00 A.M.-10.00 A.M.	575	835	84	17	218		1			
10.00 A.M.-11.00 A.M.	405	520	38	4	103	1		1		
11.00 A.M.-12.00 A.M.	507	600	26	5	117	1				
12.00 A.M.-1.00 P.M.	530	692	45	7	195					
1.00 P.M.-2.00 P.M.	420	507	35	9	118	1		2		
2.00 P.M.-3.00 P.M.	371	482	32		89					
3.00 P.M.-4.00 P.M.	285	564	44	3	94					
4.00 P.M.-5.00 P.M.	328	495	41	10	68	1			1	Crane
5.00 P.M.-6.00 P.M.	450	540	68	17	140					
Total	4420	5852	529	106	1299	6	1	5	1	

GEOCE CONSULTANTS (P.) Ltd.
 Sanepa, Lalitpur.

SUMMARY OF TRAFFIC COUNT DATA

Intersection :- Singh Darbar Roundabout
 Direction-8 :- From Singh Darbar To Putalisadak

Counted Date : 14 Dec,1999

Time	Car,Jeep, Van and Pick-up	Moter-Cycle	Mini Bus	Bus	Three Wheeler	Light Truck	Medium Heavy Truck	Tractor	Others	Remarks
6.00 A.M.-7.00 A.M.	85	154	41	2	29	3		1		
7.00 A.M.-8.00 A.M.	193	272	40	10	65					
8.00 A.M.-9.00 A.M.	436	487	58	5	77	4		2		
9.00 A.M.-10.00 A.M.	645	834	66	1	133	2	1	1		
10.00 A.M.-11.00 A.M.	477	638	35	1	112	5	1			
11.00 A.M.-12.00 A.M.	567	803	46	19	167	1	2	1	2	Dozer,Crane
12.00 A.M.-1.00 P.M.	494	672	54	33	171	3	6	1		
1.00 P.M.-2.00 P.M.	486	760	31	5	108		1	2	2	Dozer,Crane
2.00 P.M.-3.00 P.M.	478	657	43	3	116					
3.00 P.M.-4.00 P.M.	597	825	44	9	107	5				
4.00 P.M.-5.00 P.M.	639	936	35	2	92					
5.00 P.M.-6.00 P.M.	499	619	33	7	61	3			1	Crane
Total	5596	7657	526	97	1238	26	11	8	5	

収集資料リスト

1. Urban Air Quality Management Strategy in Asia, Guidebook ; The World Bank November 1997
2. Junction Improvement Within Kathmandu Valley, Accident Scenario ; Traffic Engineering and Safety Unit, DOR, November 2, 1999
3. Economic Review ; Occasional Paper No.11 Nepal Rastra Bank, March 1999
4. Census of Manufacturing Establishments, Nepal 1996-1997, National Level ; Central Bureau of Statistics
5. Statistical Year Book of Nepal 1999 ; Central Bureau of Statistics
6. Economic Report 1997/98 ; Nepal Rastra Bank
7. Nepal living Standards Survey Report 1996; Main Findings, Volume one, two Central Bureau of Statistics
8. The Ninth Plan (1997-2002); July 1998, National Planning Commission
9. Approach to The Eight Plan 1992-97 ; April 1992, National Planning Commission
10. Junction Improvement Within Kathmandu Valley, Conceptual Improvements ; Traffic Engineering and Safety Unit, DOR, November 2, 1999
11. Acquisition of Land and Private Property, source : Land Acquisition Act-2034(1977)
12. Department of Roads (organization chart, number of staffs)
13. Junction Improvement Within Kathmandu Valley, Traffic Condition ; Traffic Engineering and Safety Unit, DOR, November 2, 1999
14. Country Assistance Strategy 1999-2001 ; The World Bank
15. Priority Investment Plan (PIP) Project (Master Plan for Strategic Road Network and Rural Transport) Final Report : Volume 1 - Main Text, February 1997