GRAIN SIZE DISTRIBUTION TEST REPORT

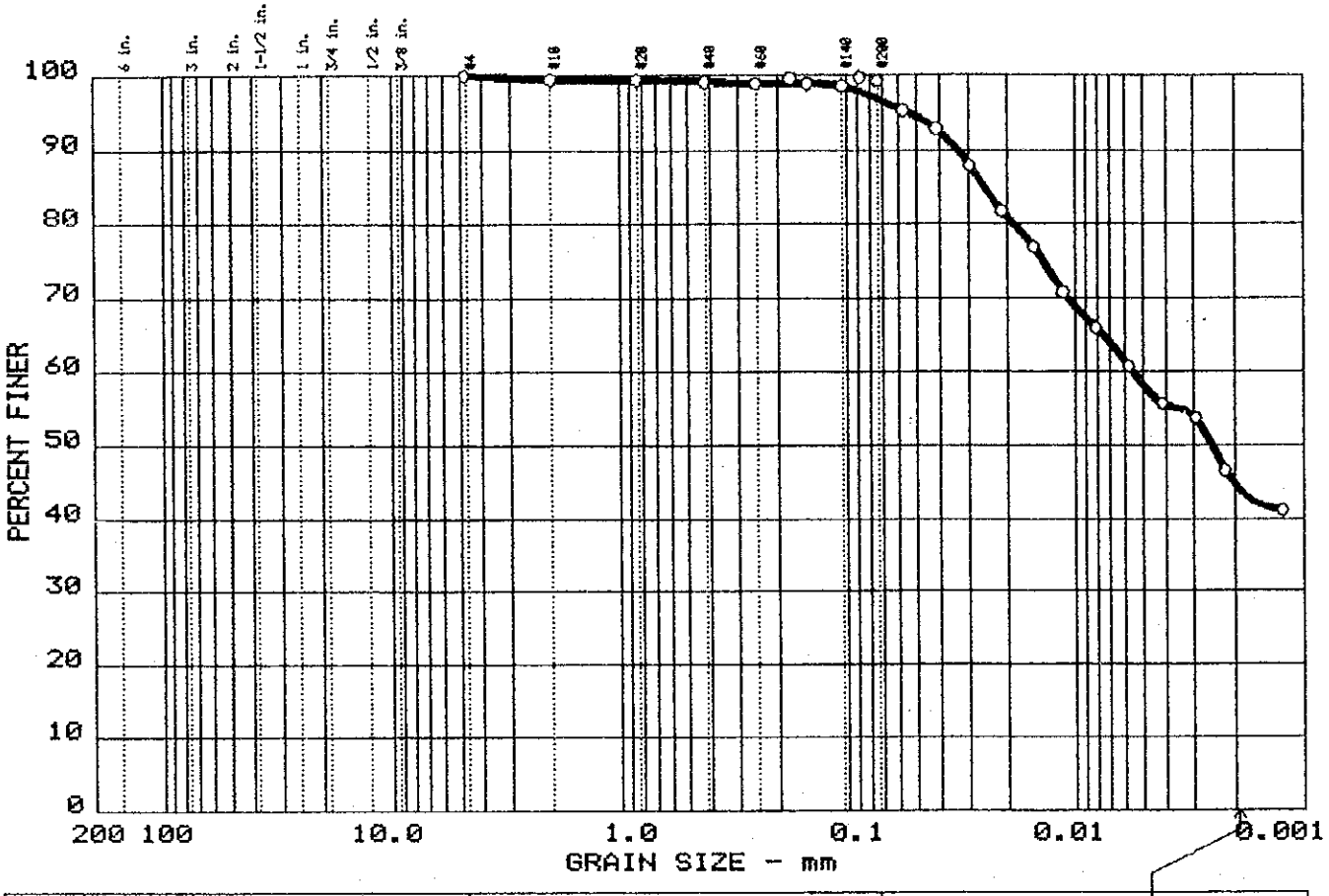

	Test	% +3"	% GRAVEL	% SAND	% SILT	% CLAY
○	13	0.0	0.0	3.2	52.3	44.5

	LL	PI	D_{85}	D_{60}	D_{50}	D_{30}	D_{15}	D_{10}	C_c	C_u
○	100.0	43.00			0.00					

MATERIAL DESCRIPTION	USCS	AASHTO
○ DARK BROWN / ELASTIC SILT	MH.	A-7-5(58.0)

Project No.: JICA.09/98
Project: DEPLOPMENT IKIP BANDUNG (JICA)
○ Location: BH.3 DEPTH : 3.00 - 3.50 M.

Date: 29 - 09 - 1998

Remarks:
TESTED BY : I W A N.
CHECKED BY : SUDIRMAN.

GRAIN SIZE DISTRIBUTION TEST REPORT

PT KONAS TUNGGAL SOIL LABORATORY

Figure No._____

GRAIN SIZE DISTRIBUTION TEST REPORT

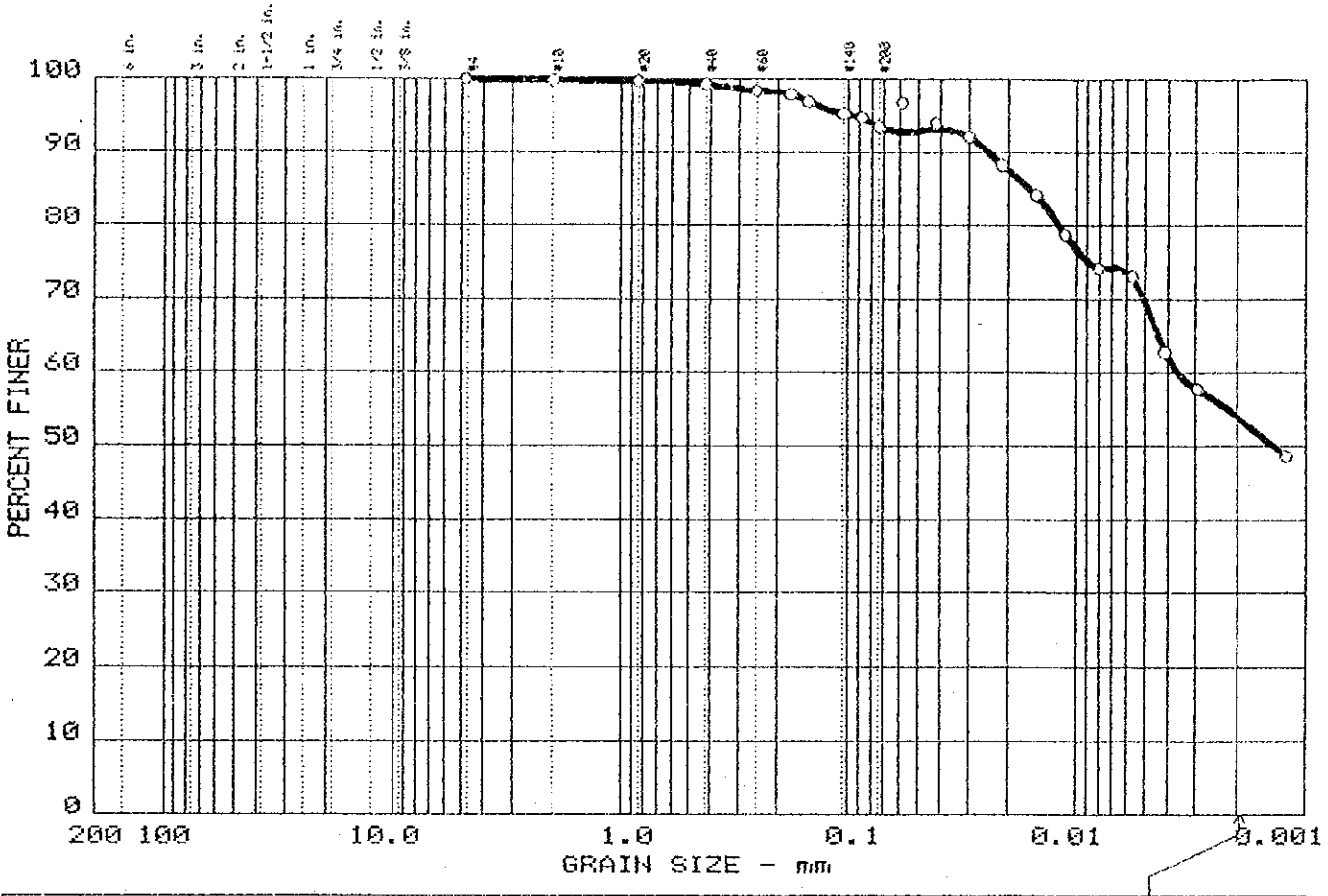

	Test	% +3"	% GRAVEL	% SAND	% SILT	% CLAY
○	B	0.0	0.0	6.5	39.5	54.0

	LL	PI	D_{85}	D_{60}	D_{50}	D_{30}	D_{15}	D_{10}	C_c	C_u
○	93.00	27.00			0.00					

MATERIAL DESCRIPTION	USCS	AASHTO
○ ELASTIC SILT, BROWN	MH	A-7-5(41.0)

Project No.: DIB/98
Project: DEPLOPMENT IKIP BANDUNG
○ Location: BH. 3 DEPTH: 6.00 - 6.50 M.

Date: 05 - 10 - 1998

Remarks:
TESTED BY : ALAN
CHECKED BY : SUDIRMAN.

GRAIN SIZE DISTRIBUTION TEST REPORT

PT KONAS TUNGGAL SOIL LABORATORY

Figure No.

GRAIN SIZE DISTRIBUTION TEST REPORT

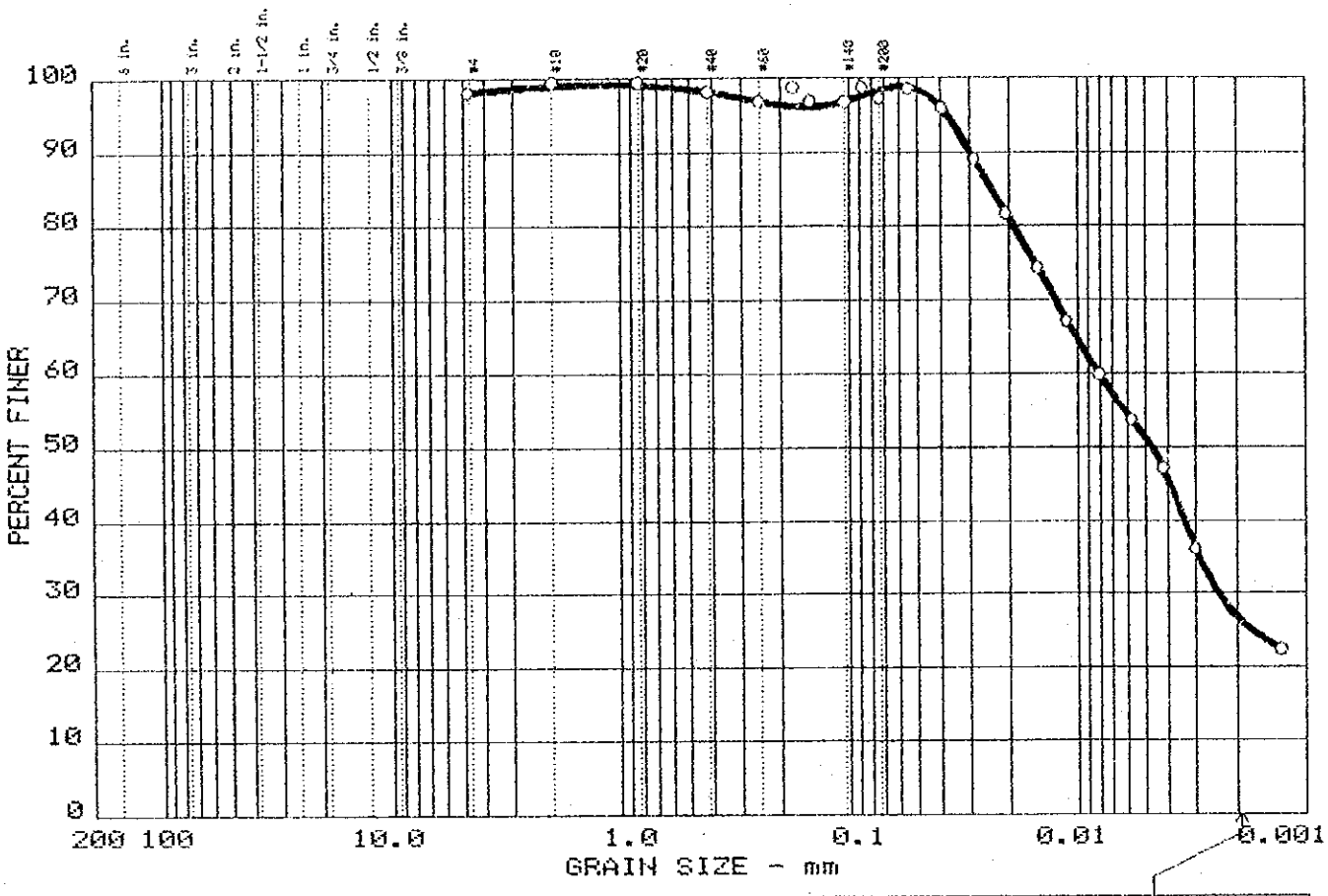

	Test	% +3"	% GRAVEL	% SAND	% SILT	% CLAY
○	14	0.0	1.9	1.7	69.7	26.7

	LL	PI	D_{85}	D_{60}	D_{50}	D_{30}	D_{15}	D_{10}	C_c	C_u
○	78.00	34.00			0.00	0.002				

MATERIAL DESCRIPTION	USCS	AASHTO
○ BROWN, ELASTIC SILT	MH	A-7-5(44.0)

Project No.: JICA.09/98
Project: DEPLOPMENT IKIP BANDUNG (JICA)
○ Location: BH.3 DEPTH : 9.00 - 9.50 M.

Date: 05 - 10 - 1998

GRAIN SIZE DISTRIBUTION TEST REPORT

PT KONAS TUNGGAL SOIL LABORATORY

Remarks:

TESTED BY : ALANYAH.

CHECKED BY : SUDIRMAN.

Figure No._____

GRAIN SIZE DISTRIBUTION TEST REPORT

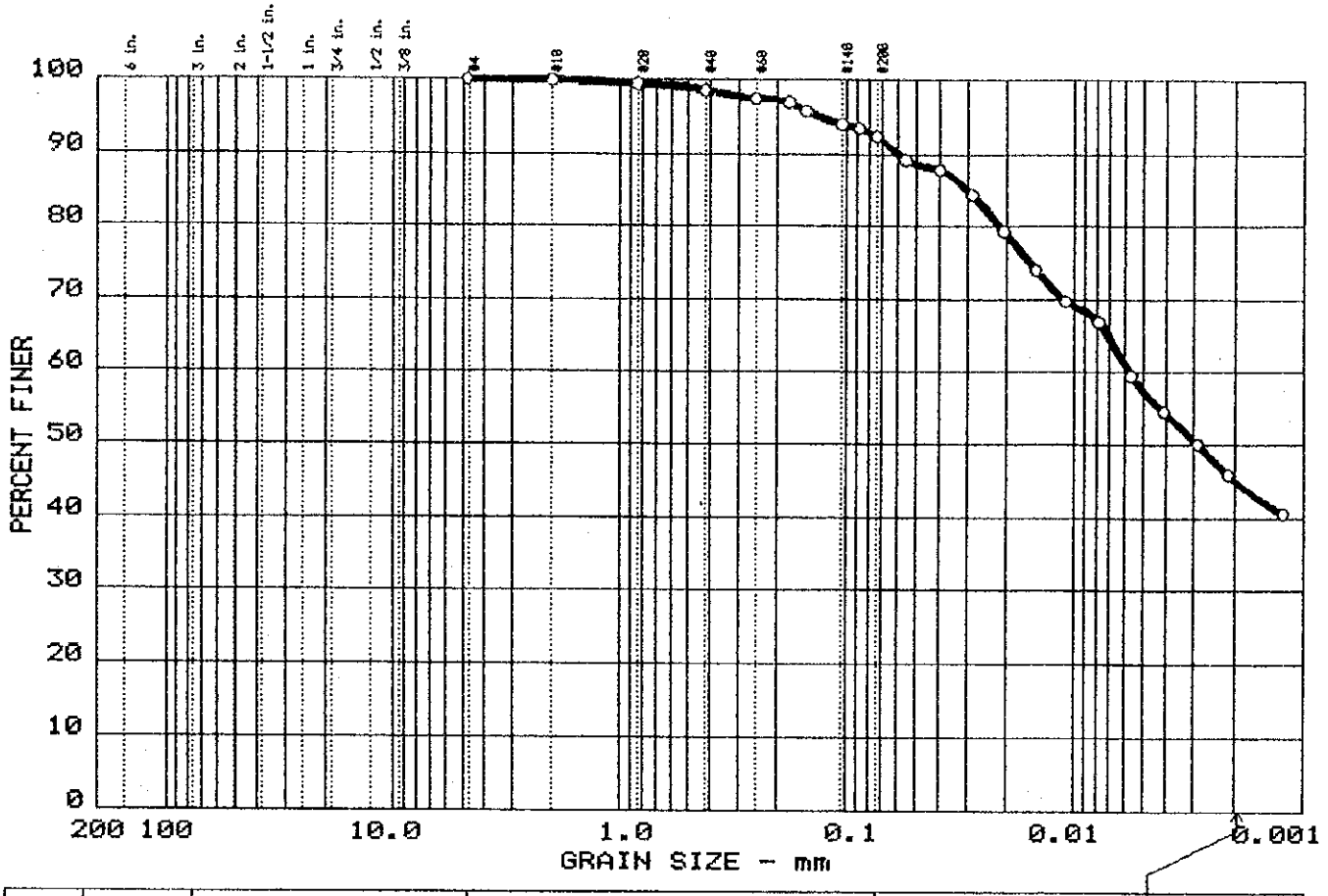

	Test	% +3"	% GRAVEL	% SAND	% SILT	% CLAY
○	11	0.0	0.0	7.6	47.3	45.1

	LL	PI	D_{85}	D_{60}	D_{50}	D_{30}	D_{15}	D_{10}	C_c	C_u
○	82.00	16.00			0.00					

MATERIAL DESCRIPTION	USCS	AASHTO
○ DARK BROWN / ELASTIC SILT	MH.	A-7-5(28.0)

Project No.: JICA.09/98
Project: DEPLOPMENT IKIP BANDUNG (JICA)
○ Location: BH.4 DEPTH : 2.00 - 2.50 M.

Date: 29 - 09 - 1998

GRAIN SIZE DISTRIBUTION TEST REPORT

PT KONAS TUNGGAL SOIL LABORATORY

Remarks:

TESTED BY : Y U D I.

CHECKED BY : SUDIRMAN.

Figure No._____

GRAIN SIZE DISTRIBUTION TEST REPORT

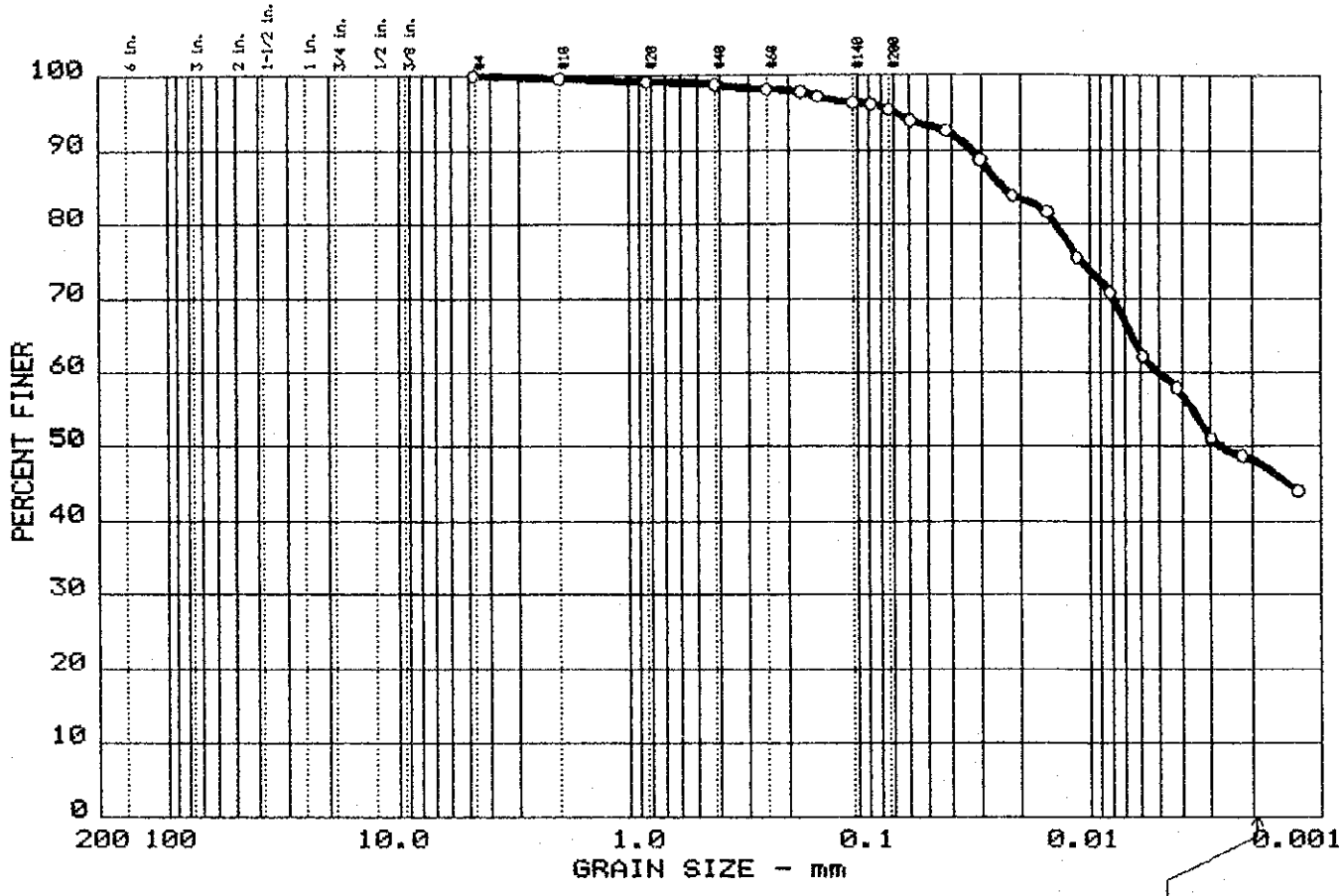

	Test	% +3"	% GRAVEL	% SAND	% SILT	% CLAY
○	9	0.0	0.0	4.5	47.2	48.3

	LL	PI	D_{85}	D_{60}	D_{50}	D_{30}	D_{15}	D_{10}	C_c	C_u
○	95.00	41.00			0.00					

MATERIAL DESCRIPTION	USCS	AASHTO
○ BROWN / ELASTIC SILT	MH.	A-7-5(55.0)

Project No.: JICA.09/98
Project: DEPLOPMENT IKIP BANDUNG (JICA)
○ Location: BH.4 DEPTH : 5.00 - 5.50 M.

Date: 29 - 09 - 1998

Remarks:
TESTED BY : A D E RS.
CHECKED BY : SUDIRMAN.

GRAIN SIZE DISTRIBUTION TEST REPORT

PT KONAS TUNGGAL SOIL LABORATORY

Figure No.

GRAIN SIZE DISTRIBUTION TEST REPORT

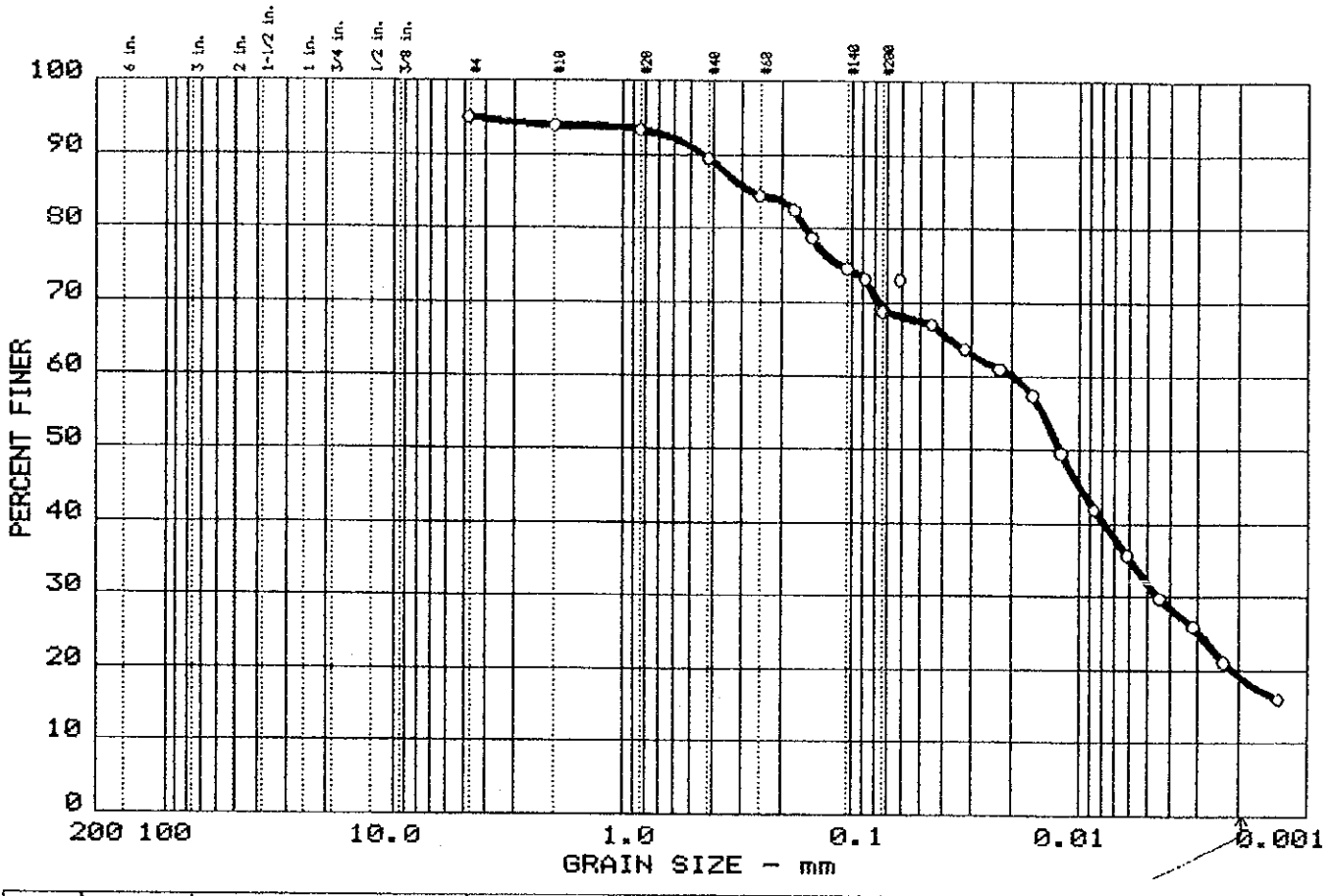

	Test	% +3"	% GRAVEL	% SAND	% SILT	% CLAY
○	15	0.0	4.9	26.2	49.7	19.2

	LL	PI	D_{85}	D_{60}	D_{50}	D_{30}	D_{15}	D_{10}	C_c	C_u
○	77.00	27.00	0.28		0.01	0.004				

MATERIAL DESCRIPTION	USCS	AASHTO
○ GREYISH BROWN / SANDY ELASTIC SILT	MH	A-7-6(23.0)

Project No.: JICA.09/98
Project: DEPLOPMENT IKIP BANDUNG (JICA)
○ Location: BH.4 DEPTH :10.00 - 10.50 m

Date: 05 - 10 - 1998

Remarks:
TESTED BY : AMIRULLAH
CHECKED BY : SUDIRMAN.

GRAIN SIZE DISTRIBUTION TEST REPORT

PT KONAS TUNGGAL SOIL LABORATORY

Figure No._____

GRAIN SIZE DISTRIBUTION TEST REPORT

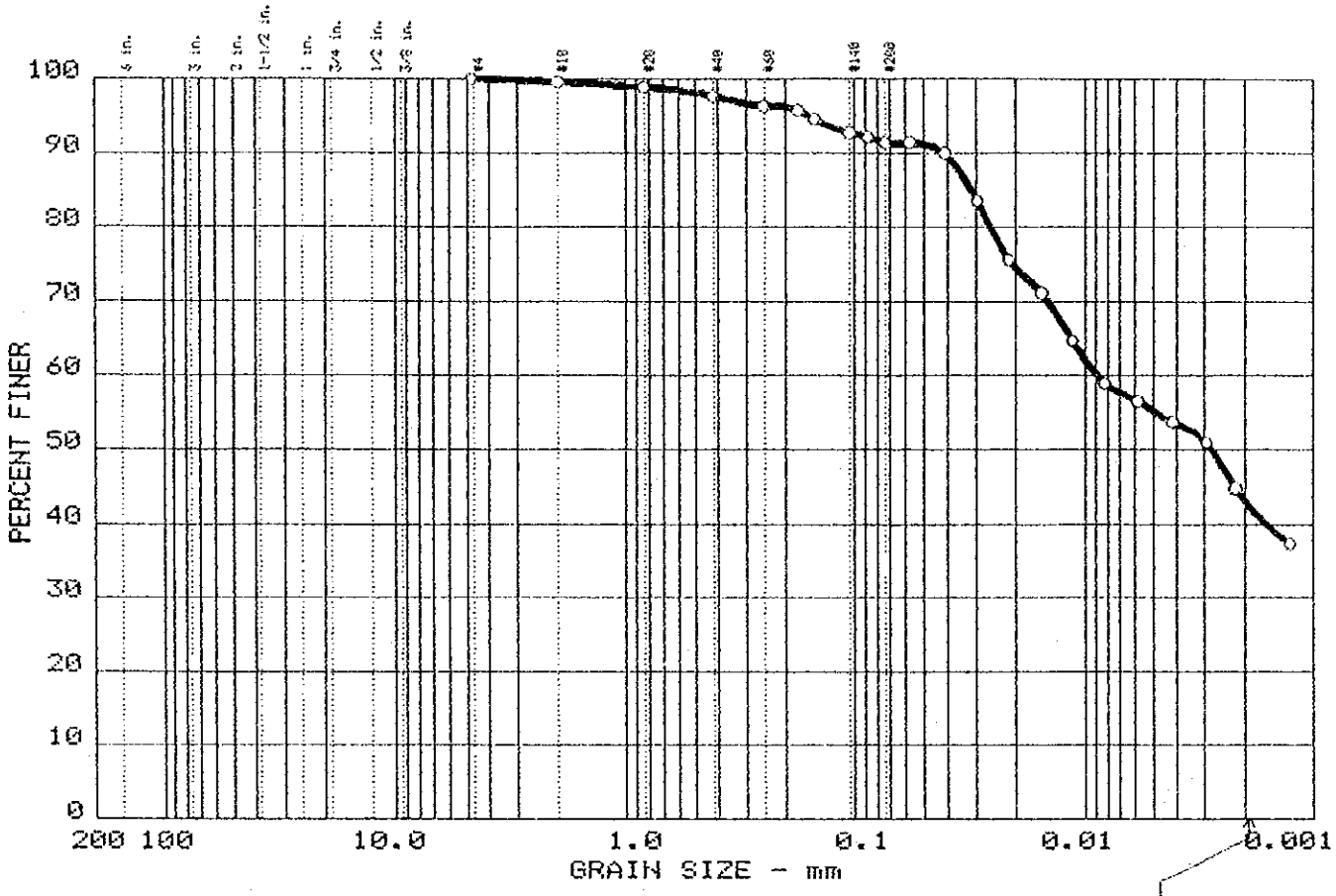

	Test	% +3"	% GRAVEL	% SAND	% SILT	% CLAY
○	2	0.0	0.0	8.6	48.4	43.0

	LL	PI	D_{85}	D_{60}	D_{50}	D_{30}	D_{15}	D_{10}	C_c	C_u
○	99.00	36.00			0.00					

MATERIAL DESCRIPTION	USCS	AASHTO
○ DARK BROWN / ELASTIC SILT.	MH	A-7-5(47.5)

Project No.: JICA.10/98
Project: DEPLOPMENT IKIP BANDUNG (JICA).
○ Location: HB.1 DEPTH : 3.00 - 3.50 M.

Date: 10 - 10 - 1998

GRAIN SIZE DISTRIBUTION TEST REPORT

PT KONAS TUNGGAL SOIL LABORATORY

Remarks:

TESTED BY : MIRUL.

CHECKED BY : SUDIRMAN.

Figure No._____

GRAIN SIZE DISTRIBUTION TEST REPORT

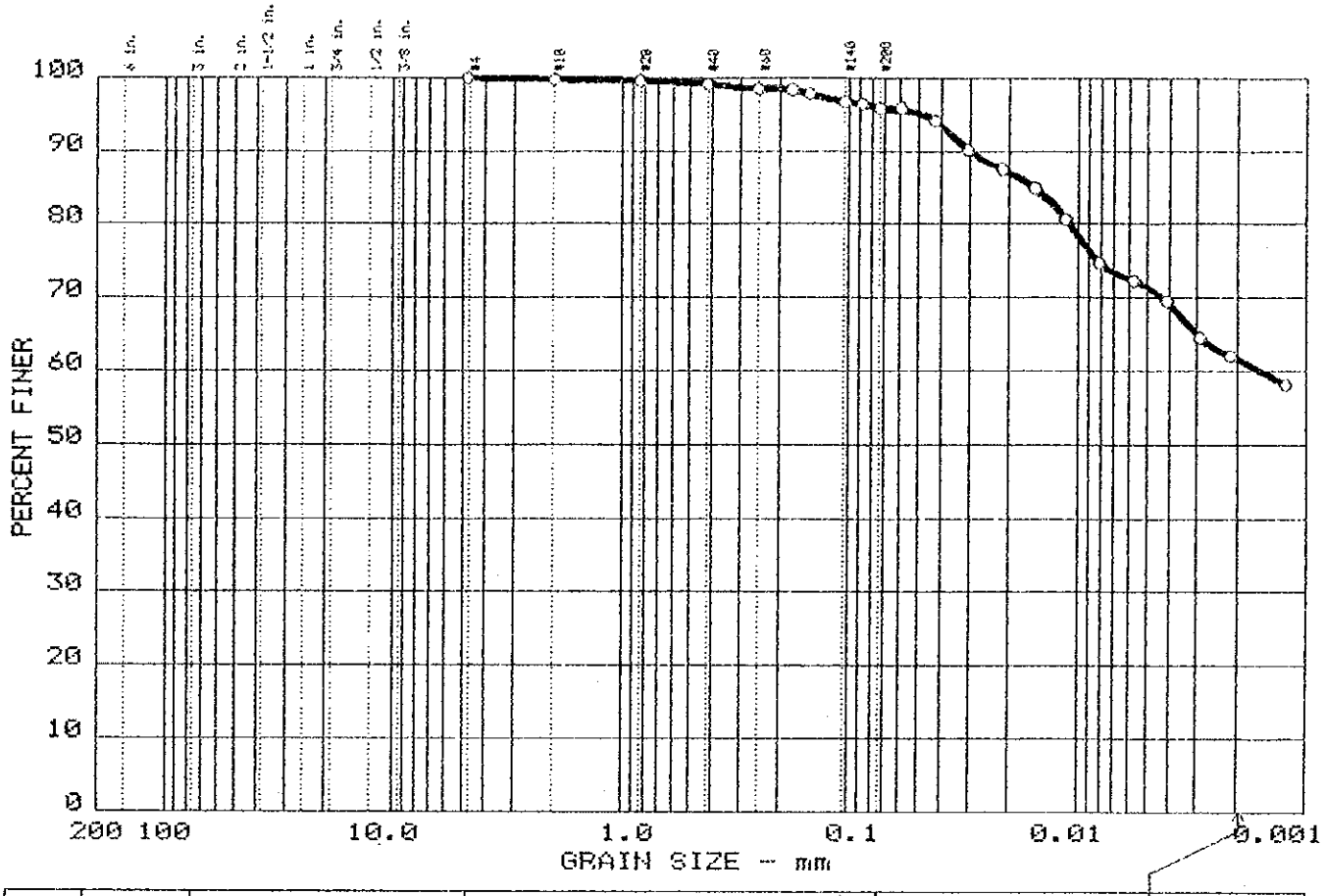

	Test	% +3"	% GRAVEL	% SAND	% SILT	% CLAY
○	3	0.0	0.0	4.1	34.3	61.6

	LL	PI	D_{85}	D_{60}	D_{50}	D_{30}	D_{15}	D_{10}	C_c	C_u
○	92.00	41.00								

MATERIAL DESCRIPTION	USCS	AASHTO
○ BROWN / ELASTIC SILT.	MH	A-7-5(53.2)

Project No.: JICA.10/98
Project: DEPLOPMENT IKIP BANDUNG (JICA).
○ Location: HB.2 DEPTH : 5.00 - 5.50 M.

Date: 10 - 10 - 1998

Remarks:
TESTED BY : YUDI.
CHECKED BY : SUDIRMAN.

GRAIN SIZE DISTRIBUTION TEST REPORT

PT KONAS TUNGGAL SOIL LABORATORY

Figure No.

GRAIN SIZE DISTRIBUTION TEST REPORT

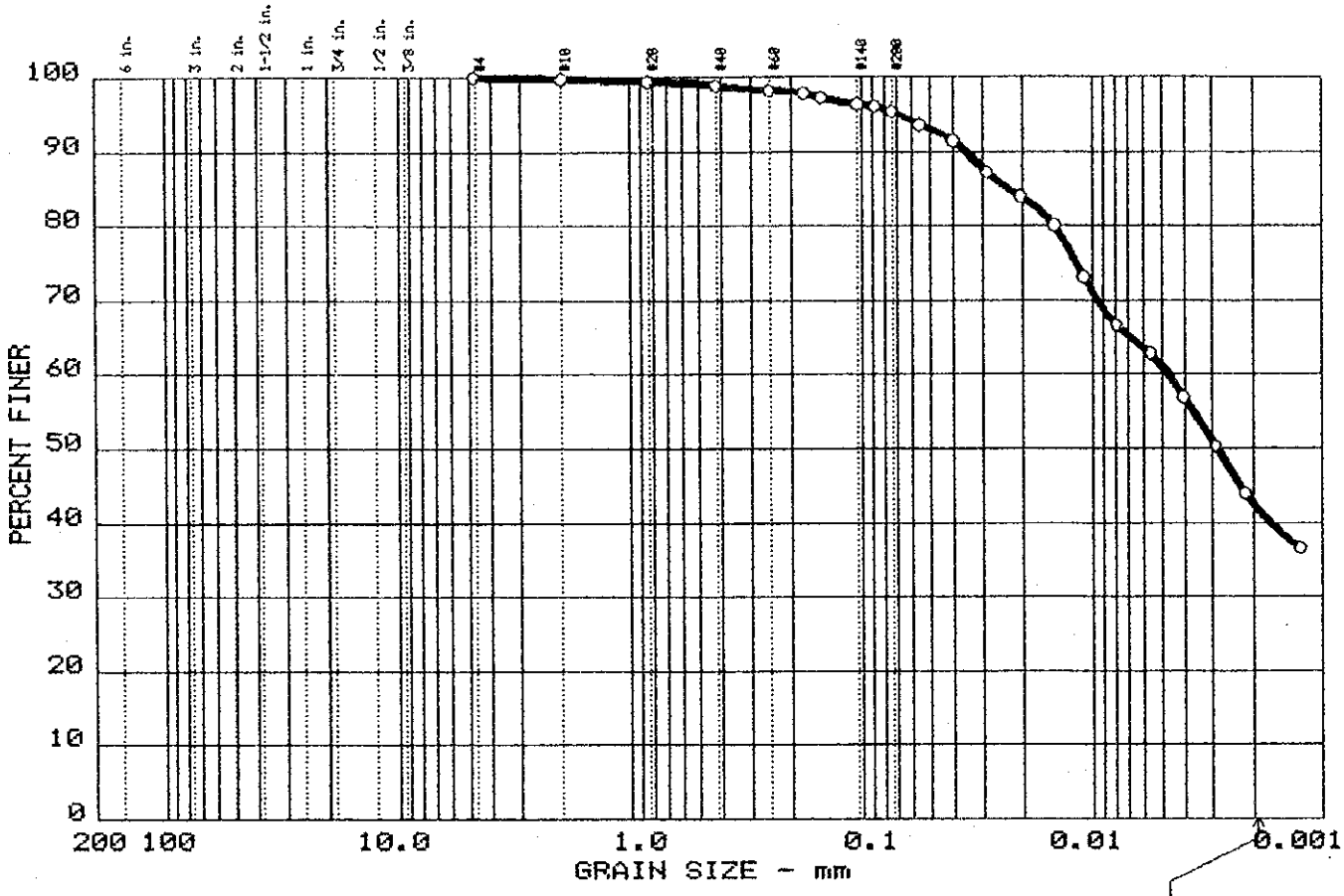

	Test	% +3"	% GRAVEL	% SAND	% SILT	% CLAY
○	4	0.0	0.0	4.6	52.9	42.5

	LL	PI	D_{85}	D_{60}	D_{50}	D_{30}	D_{15}	D_{10}	C_c	C_u
○	71.00	33.00			0.00					

MATERIAL DESCRIPTION	USCS	AASHTO
○ BROWN / ELASTIC SILT.	MH	A-7-5(39.7)

Project No.: JICA.10/98
Project: DEPLOPMENT IKIP BANDUNG (JICA).
○ Location: HB.3 DEPTH : 7.00 - 7.50 M.

Date: 10 - 10 - 1998

Remarks:
TESTED BY : IWAN.
CHECKED BY : SUDIRMAN.

GRAIN SIZE DISTRIBUTION TEST REPORT

PT KONAS TUNGGAL SOIL LABORATORY

Figure No._____

UNCONFINED COMPRESSION TEST

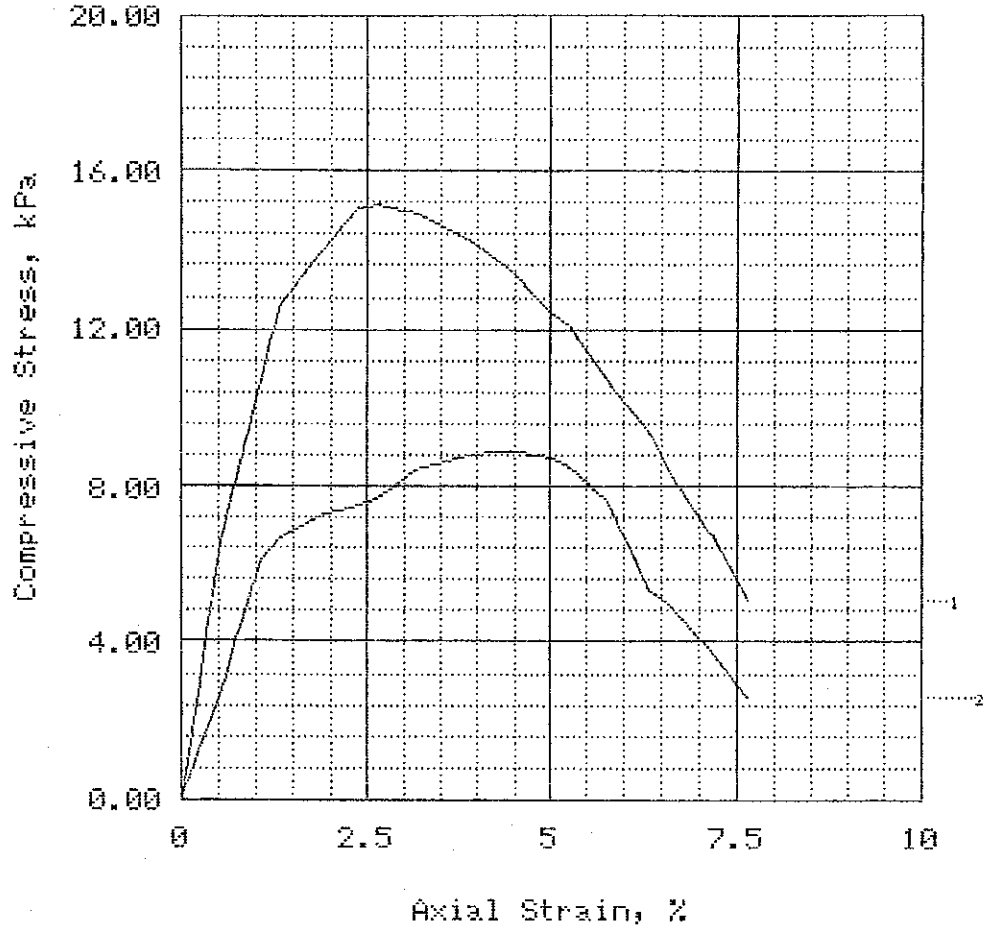

Sample number:	1	2		
Unconfined strength, kPa	15.14	8.90		
Undrained shear strength, kPa	7.57	4.45		
Strain rate, %/min	0.100	1.000		
Water content, %	66.4	66.1		
Void ratio	1.9012	2.8338		
Saturation, %	92.5	63.2		
Dry density, kN/cu.m	9.0	6.9		
Specimen diameter, cm	3.80	3.80		
Specimen height, cm	7.60	7.60		

Description: GREYISH BROWN SANDY SILT WITH GRAVEL.

LL = 48.00	PL = 44.00	PI = 4.0	GS = 2.71	Type: UNDISTURBED

Project No.: JICA.10/98
Date: 07 - 10 - 1998
Remarks:
TESTED BY : SUDIONO
CHECKED BY : SUDIRMAN.
NO.1 = UNDISTURBED SAMPLE.
NO.2 = REMOULDED SAMPLE.
Fig No.

Client:

Project: DEPLOPMENT IKIP BANDUNG (JICA).

Location: BH.1
DEPTH : 7.00 - 7.50 M

UNCONFINED COMPRESSION TEST
PT. KONAS TUNGGAL SOIL LABORATORY

UNCONFINED COMPRESSION TEST

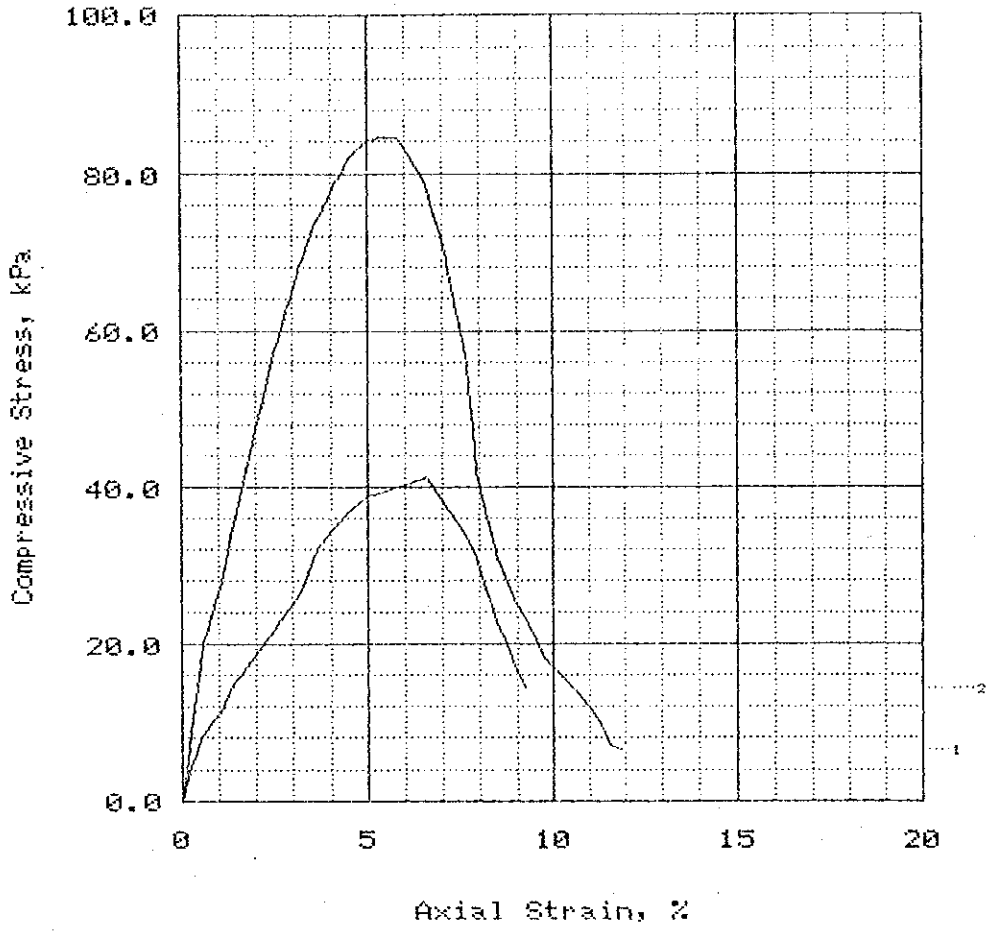

Sample number:	1	2		
Unconfined strength, kPa	84.6	41.3		
Undrained shear strength, kPa	42.3	20.7		
Strain rate, %/min	0.100	1.000		
Water content, %	74.6	74.3		
Void ratio	2.1209	2.7004		
Saturation, %	93.2	73.5		
Dry density, kN/cu.m	8.3	7.1		
Specimen diameter, cm	3.80	3.80		
Specimen height, cm	7.60	7.60		

Description: ELASTIC SILT. LIGHT BROWN

LL = 100.0	PL = 67.00	PI = 33.0	GS = 2.67	Type: UNDISTURBED

Project No.: JICA.10/98
Date: 07 - 10 - 1998
Remarks:
TESTED BY : BEBEN
CHECKED BY : SUDIRMAN.
NO.1 = UNDISTURBED SAMPLE.
NO.2 = REMOULDED SAMPLE.
Fig No.

Client:

Project: EPLOPMENT IKIP BANDUNG (JICA)

Location: BH.2
DEPTH : 3.00 - 3.50 M

UNCONFINED COMPRESSION TEST
PT. KONAS TUNGGAL SOIL LABORATORY

UNCONFINED COMPRESSION TEST

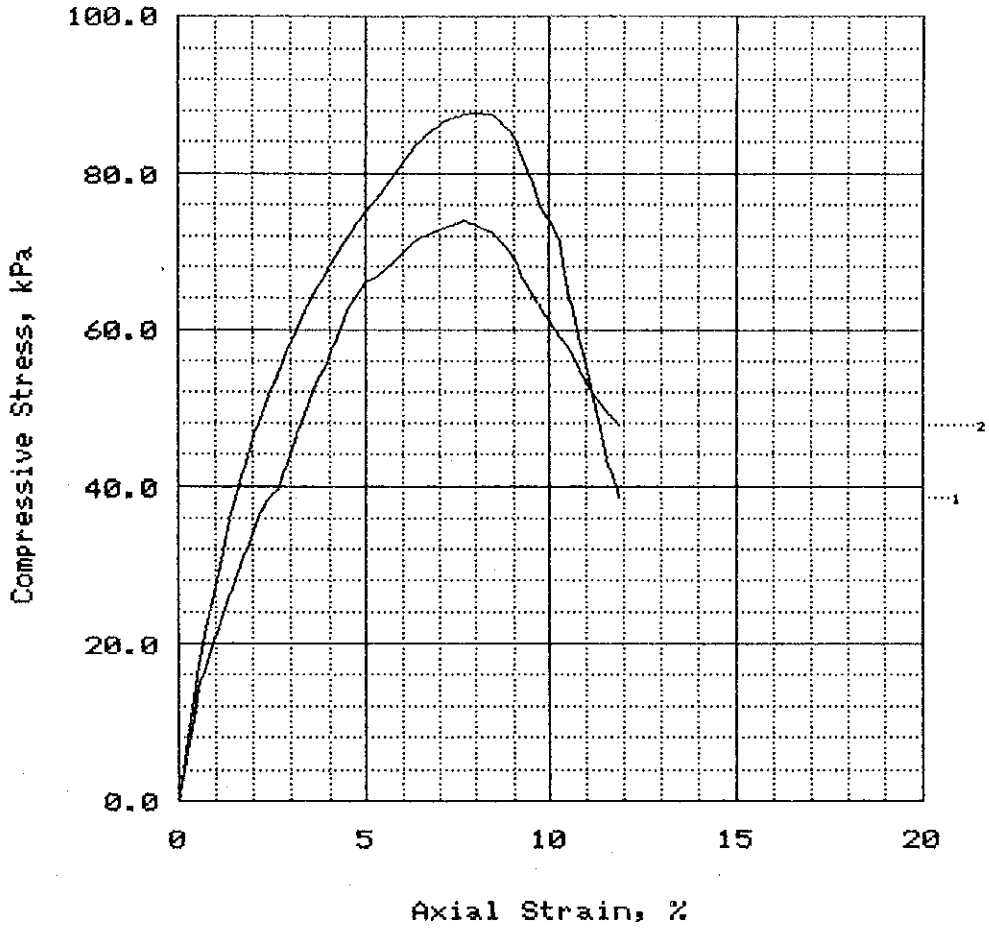

Sample number:	1	2		
Unconfined strength, kPa	87.7	74.0		
Undrained shear strength, kPa	43.9	37.0		
Strain rate, %/min	1.000	1.000		
Water content, %	66.9	66.7		
Void ratio	2.0730	2.1132		
Saturation, %	85.5	83.7		
Dry density, kN/cu.m	8.5	8.4		
Specimen diameter, cm	3.80	3.80		
Specimen height, cm	7.60	7.60		

Description: DARK BROWN. ELASTIC SILT.

LL = 100.0	PL = 57.00	PI = 43.0	GS = 2.63	Type: UNDISTURBED.

Project No.: JICA.09/98
Date: 30 - 09 - 1998
Remarks:
TESTED BY : I W A N.
CHECKED BY : SUDIRMAN.
NO.1 = UNDISTURBED SAMPLE.
NO.2 = REMOULDED SAMPLE.
Fig No.

Client:

Project: DEPLOPMENT IKIP BANDUNG (JICA)

Location: BH.3 DEPTH: 3.00 - 3.50 M

UNCONFINED COMPRESSION TEST
PT. KONAS TUNGGAL SOIL LABORATORY

UNCONFINED COMPRESSION TEST

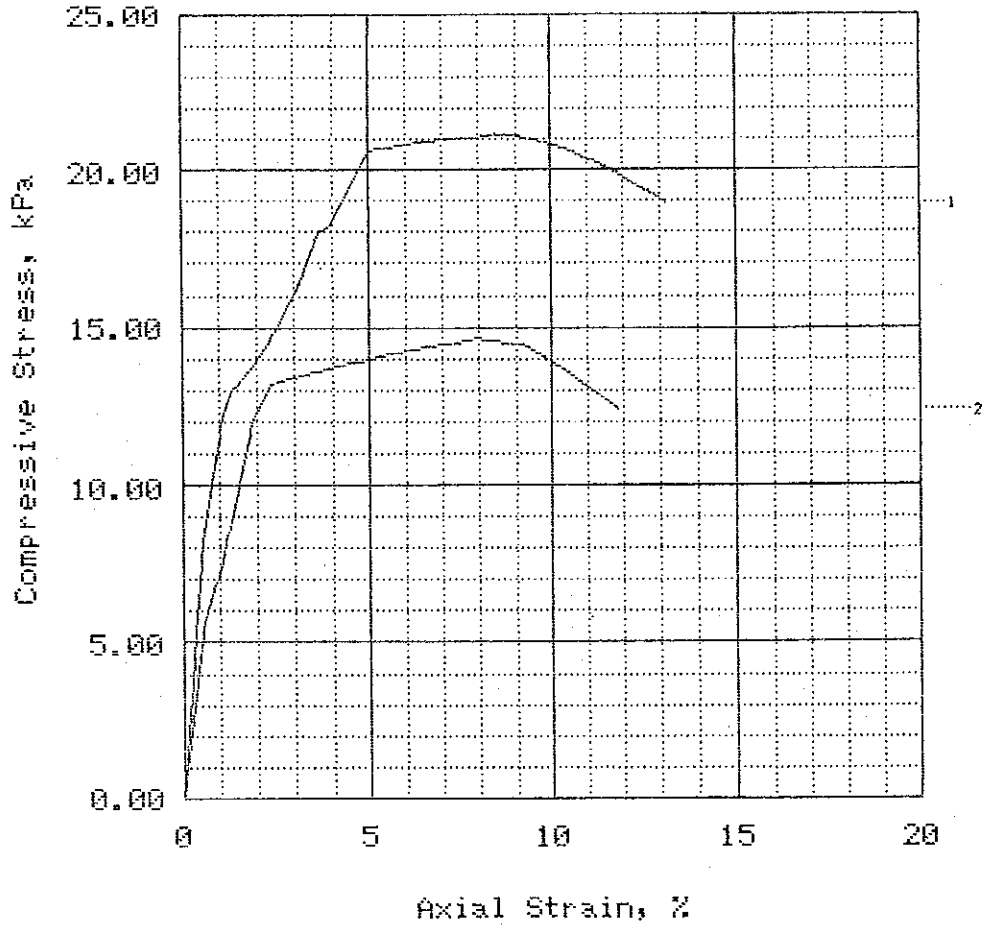

Sample number:	1	2		
Unconfined strength, kPa	21.17	14.63		
Undrained shear strength, kPa	10.59	7.31		
Strain rate, %/min	1.000	1.000		
Water content, %	64.1	63.4		
Void ratio	1.9761	2.1057		
Saturation, %	85.9	79.7		
Dry density, kN/cu.m	8.7	8.4		
Specimen diameter, cm	3.80	3.80		
Specimen height, cm	7.60	7.60		

Description: ELASTIC SILT. BROWN.

LL = 78.00	PL = 44.00	PI = 34.0	GS = 2.64	Type: UNDISTURBED.

Project No.: JICA.09/98
Date: 28 - 09 - 1998
Remarks:
TESTED BY : A L A N.
CHECKED BY : SUDIRMAN.
NO.1 = UNDISTURBED SAMPLE.
NO.2 = REMOULDED SAMPLE.
Fig No.

Client:

Project: DEPLOPMENT IKIP BANDUNG (JICA).

Location: BH.3 DEPTH: 9.00 - 9.50 M

UNCONFINED COMPRESSION TEST
PT. KONAS TUNGGAL SOIL LABORATORY

UNCONFINED COMPRESSION TEST

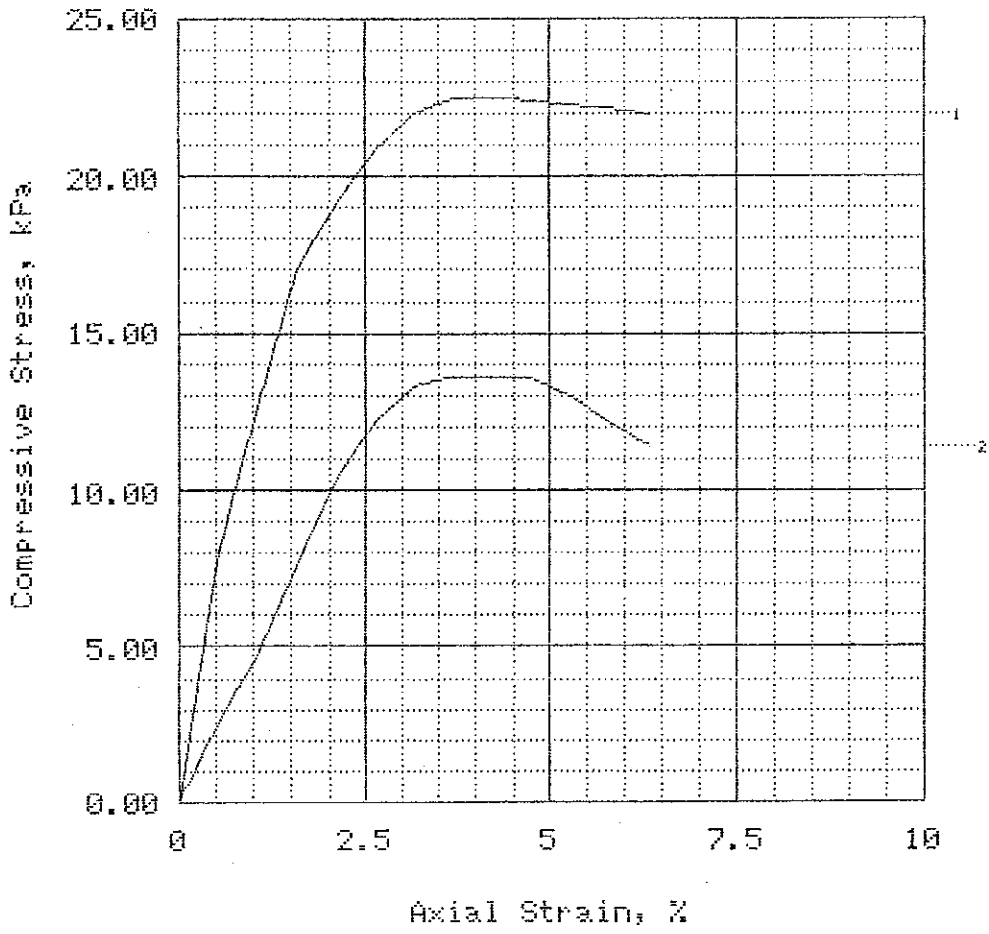

Sample number:	1	2		
Unconfined strength, kPa	22.53	13.62		
Undrained shear strength, kPa	11.27	6.81		
Strain rate, %/min	0.500	0.500		
Water content, %	66.5	66.0		
Void ratio	1.9705	1.9671		
Saturation, %	88.4	88.0		
Dry density, kN/cu.m	8.7	8.7		
Specimen diameter, cm	3.80	3.80		
Specimen height, cm	7.60	7.60		

Description: GREYISH BROWN, SANDY ELASTIC SILT

LL = 77	PL = 49	PI = 28.0	GS = 2.62	Type: UNDISTURBED

Project No.: JICA1098
Date: 16-10-1998
Remarks:
TESTED BY :AMIR
NO.1: UNDISTURBED SAMPLE
CHEKKED BY:SUDIRMAN
NO.2: REMOULDED SAMPLE
Fig No.

Client:

Project: DEPLOPMENT IKKIP BANDUNG-JICA

Location: BH. 4 (10.00-10.50 M)

UNCONFINED COMPRESSION TEST
PT. KONAS TUNGGAL SOIL LABORATORY

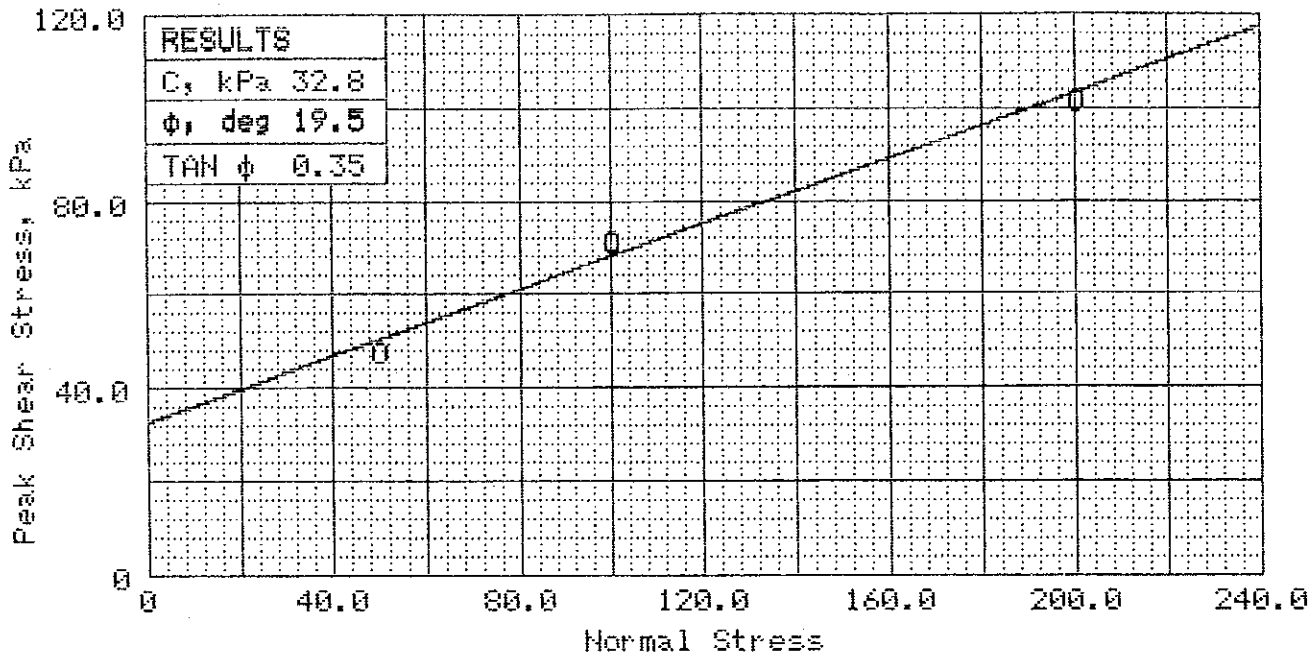

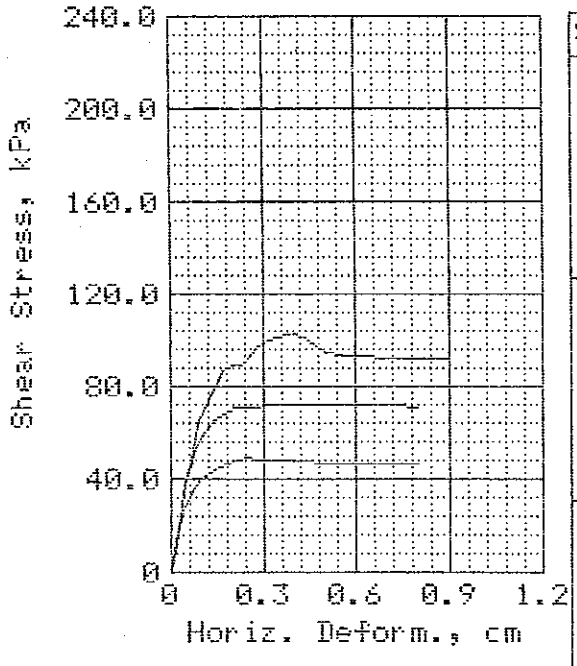

SAMPLE NO.		1	2	3
INITIAL	WATER CONTENT, %	69.0	68.8	69.1
	DRY DENSITY, kN/cu.m	8.3	8.5	8.5
	SATURATION, %	86.2	88.2	89.0
	VOID RATIO	2.137	2.081	2.072
	DIAMETER, cm	6.00	6.00	6.00
	HEIGHT, cm	2.00	2.00	2.00
AT TEST	WATER CONTENT, %	74.0	71.1	68.9
	DRY DENSITY, kN/cu.m	8.3	8.5	8.5
	SATURATION, %	92.4	91.2	88.8
	VOID RATIO	2.137	2.081	2.072
	DIAMETER, cm	6.00	6.00	6.00
	HEIGHT, cm	2.00	2.00	2.00
NORMAL STRESS, kPa		50.0	100.0	200.0
MAXIMUM SHEAR, kPa		48.2	71.6	102.5
RESIDUAL SHEAR, kPa				
Strain rate, %/min		0.100	0.100	0.100

SAMPLE DATA

SAMPLE TYPE: UNDISTURBED

DESCRIPTION: ELASTIC SILT.
LIGHT BROWN

LL= 85.00 PL= 49.00 PI=36.0

SPECIFIC GRAVITY= 2.67

REMARKS: TESTED BY : BEBEN

CHECKED BY : SUDIRMAN

FIG. NO.

CLIENT:

PROJECT: DEPLOPMENT IKIP BANDUNG (JICA)

SAMPLE LOCATION: BH.1
DEPTH : 8.00 - 8.50 M

PROJ. NO.: JICA.10/98 DATE: 07 - 10 - 1998

DIRECT SHEAR TEST REPORT

PT. KONAS TUNGGAL SOIL LABORATORY

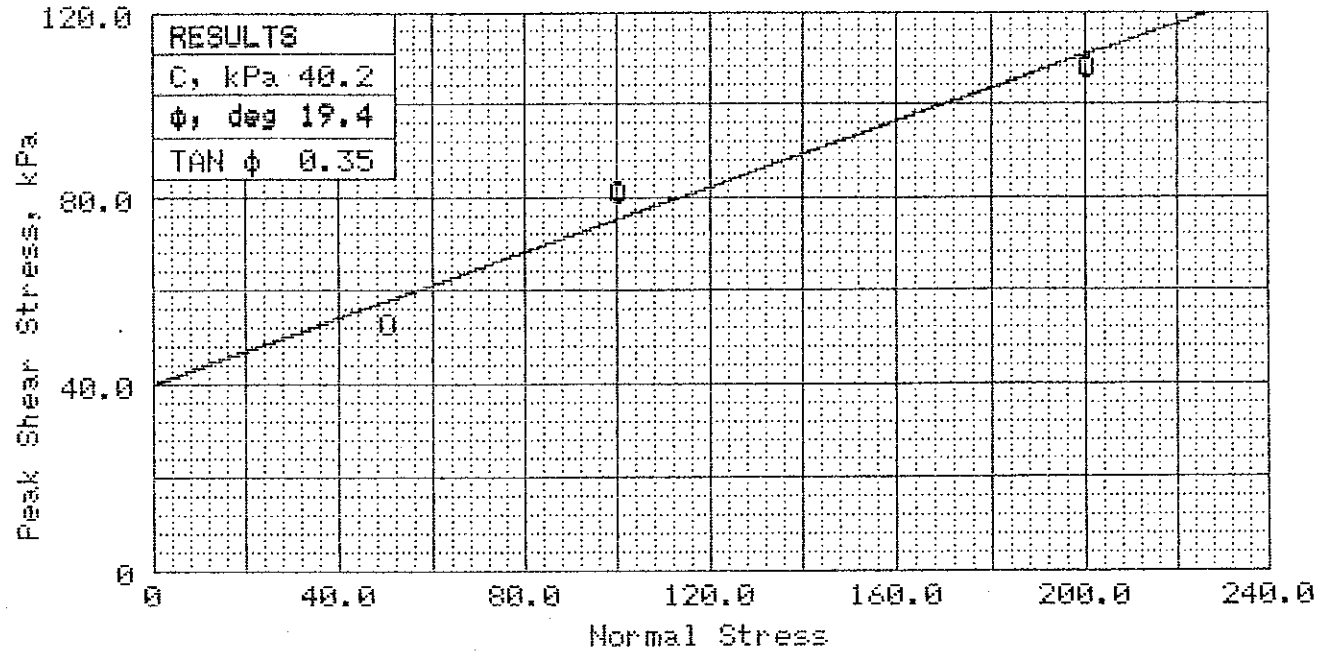

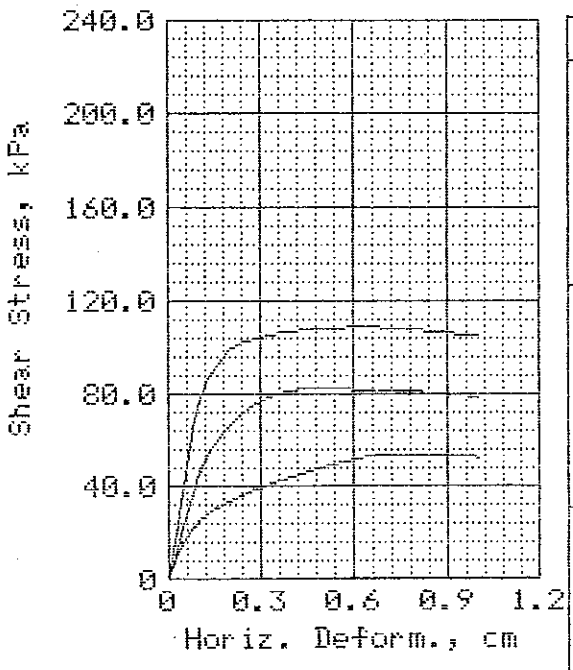

SAMPLE NO.		1	2	3
INITIAL	WATER CONTENT, %	59.2	61.0	62.2
	DRY DENSITY, kN/cu.m	9.3	9.3	9.3
	SATURATION, %	87.0	90.0	90.8
	VOID RATIO	1.824	1.817	1.836
	DIAMETER, cm	6.00	6.00	6.00
	HEIGHT, cm	2.00	2.00	2.00
AT TEST	WATER CONTENT, %	64.1	62.7	62.4
	DRY DENSITY, kN/cu.m	9.3	9.3	9.3
	SATURATION, %	94.2	92.5	91.0
	VOID RATIO	1.824	1.817	1.836
	DIAMETER, cm	6.00	6.00	6.00
	HEIGHT, cm	2.00	2.00	2.00
NORMAL STRESS, kPa		50.0	100.0	200.0
MAXIMUM SHEAR, kPa		53.5	81.7	108.4
RESIDUAL SHEAR, kPa				
Strain rate, %/min		1.000	1.000	1.000

SAMPLE DATA

SAMPLE TYPE: UNDISTURBED.

DESCRIPTION: ELASTIC SILT. BROWN.

LL= 61.00 PL= 35.00 PI=26.0

SPECIFIC GRAVITY= 2.68

REMARKS: TESTED BY : ASEP.
CHECKED BY : SUDIRMAN.

FIG. NO.

CLIENT:

PROJECT: DEPLOPMENT IKIP BANDUNG (JICA).

SAMPLE LOCATION: BH.2
DEPTH : 6.00 - 6.50 M.

PROJ. NO.: JICA.10/98 DATE: 07 - 10 - 1998

DIRECT SHEAR TEST REPORT

PT. KONAS TUNGGAL SOIL LABORATORY

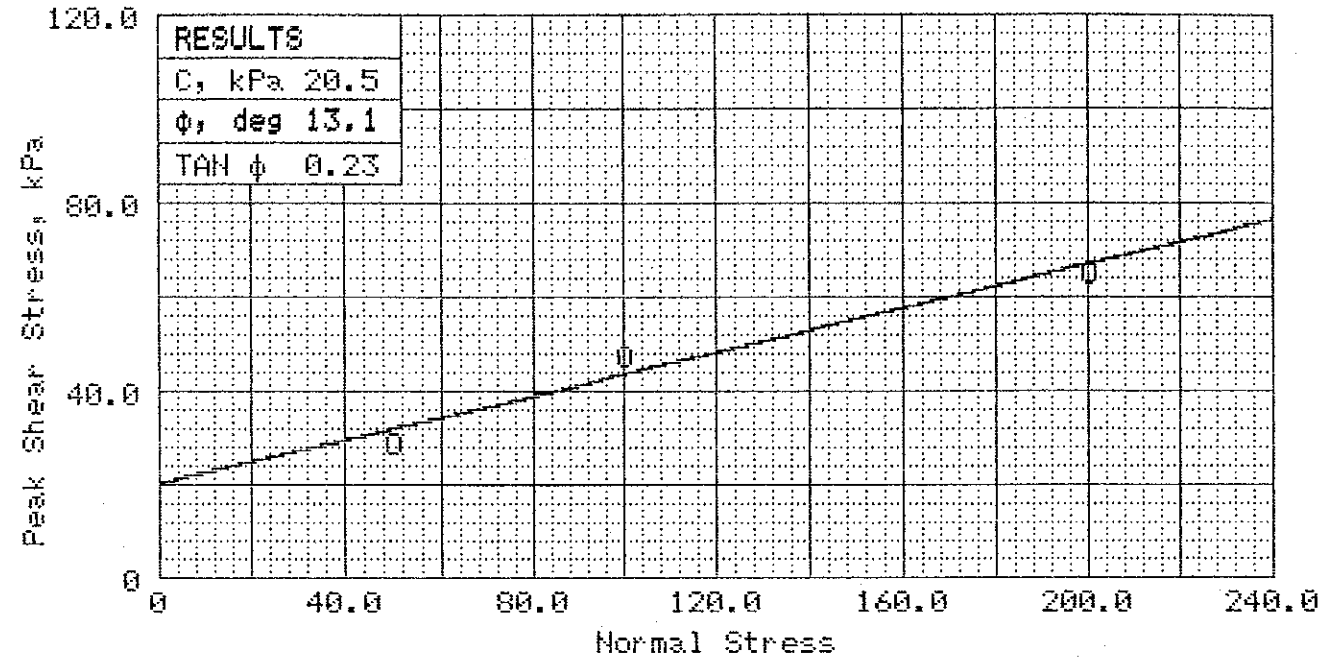

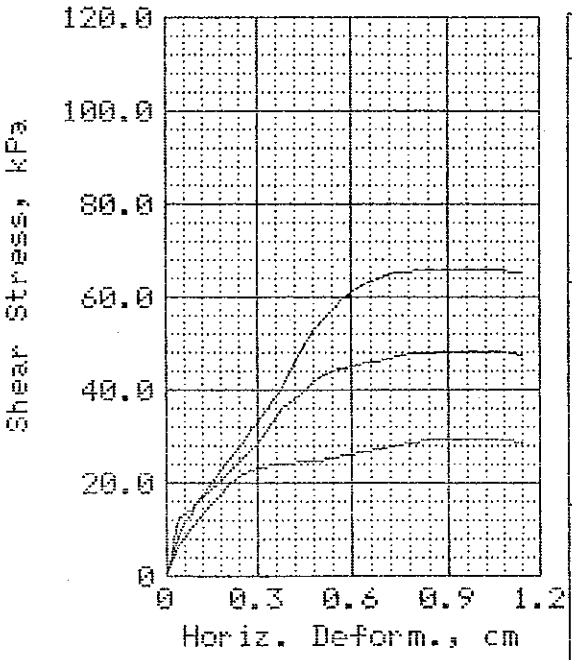

SAMPLE NO.		1	2	3
INITIAL	WATER CONTENT, %	74.7	74.3	74.1
	DRY DENSITY, kN/cu.m	8.0	8.2	8.4
	SATURATION, %	87.3	90.0	93.5
	VOID RATIO	2.266	2.188	2.099
	DIAMETER, cm	6.00	6.00	6.00
	HEIGHT, cm	2.00	2.00	2.00
AT TEST	WATER CONTENT, %	75.8	74.6	74.0
	DRY DENSITY, kN/cu.m	8.0	8.2	8.4
	SATURATION, %	88.7	90.4	93.5
	VOID RATIO	2.266	2.188	2.099
	DIAMETER, cm	6.00	6.00	6.00
	HEIGHT, cm	2.00	2.00	2.00
NORMAL STRESS, kPa		50.0	100.0	200.0
MAXIMUM SHEAR, kPa		29.3	48.0	65.7
RESIDUAL SHEAR, kPa				
Strain rate, %/min		1.000	1.000	1.000

SAMPLE DATA

SAMPLE TYPE: UNDISTURBED.
DESCRIPTION: ELASTIC SILT.
BROWN.
LL= 93.00 PL= 66.00 PI=27.0
SPECIFIC GRAVITY= 2.66
REMARKS: TESTED BY : A L A N.
CHECKED BY : SUDIRMAN.

FIG. NO.

CLIENT:

PROJECT: DEPLOPMENT IKIP BANDUNG (JICA).

SAMPLE LOCATION: BH.3 DEPTH: 6.00 - 6.50 M

PROJ. NO.: JICA.09/98 DATE: 29 - 09 - 1998

DIRECT SHEAR TEST REPORT

PT. KONAS TUNGGAL SOIL LABORATORY

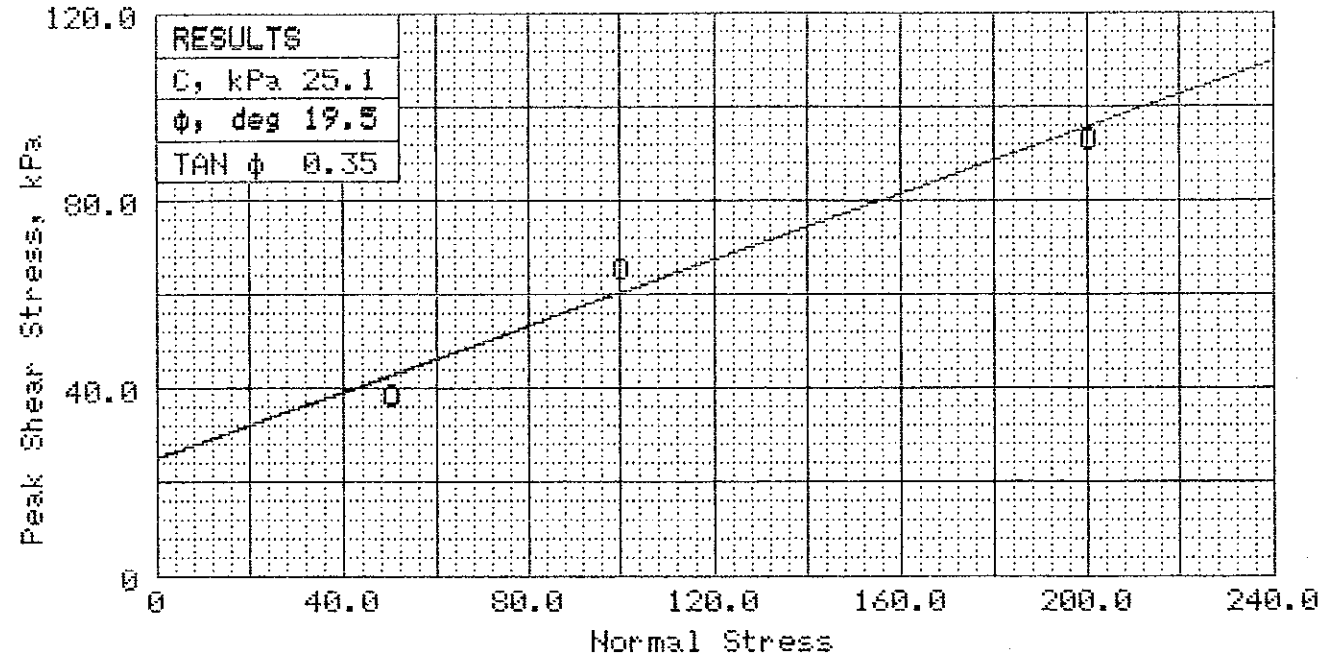

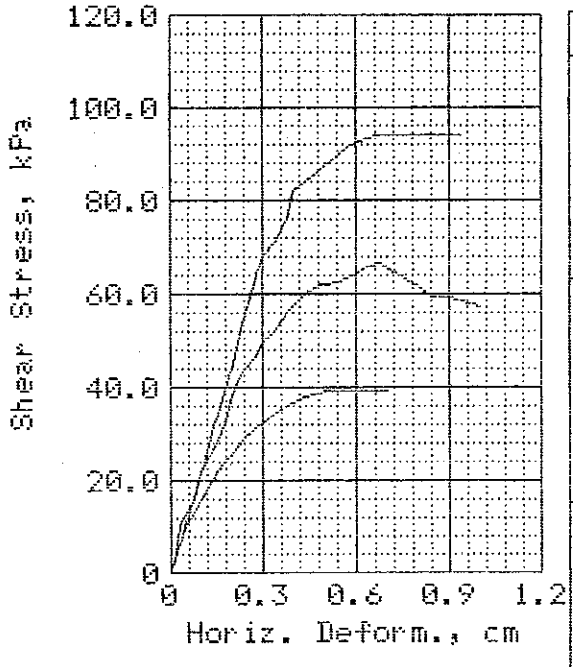

SAMPLE NO.		1	2	3
INITIAL	WATER CONTENT, %	66.5	67.0	69.6
	DRY DENSITY, kN/cu.m	9.2	9.2	9.1
	SATURATION, %	95.8	96.7	99.9
	VOID RATIO	1.838	1.836	1.846
	DIAMETER, cm	6.00	6.00	6.00
	HEIGHT, cm	2.00	2.00	2.00
AT TEST	WATER CONTENT, %	66.6	67.1	69.7
	DRY DENSITY, kN/cu.m	9.2	9.2	9.1
	SATURATION, %	96.0	96.9	100.0
	VOID RATIO	1.830	1.836	1.846
	DIAMETER, cm	6.00	6.00	6.00
	HEIGHT, cm	2.00	2.00	2.00
NORMAL STRESS, kPa		50.0	100.0	200.0
MAXIMUM SHEAR, kPa		39.0	66.2	94.0
RESIDUAL SHEAR, kPa				
Strain rate, %/min		1.000	1.000	1.000

SAMPLE DATA

SAMPLE TYPE: UNDISTURBED.
DESCRIPTION: SANDY ELASTIC SILT
GREYISH BROWN.
LL= 77.00 PL= 49.00 PI=28.0
SPECIFIC GRAVITY= 2.62
REMARKS: TESTED BY : AMIR.
CHECKED BY : SUDIRMAN.

FIG. NO.

CLIENT:

PROJECT: DEPLOPMENT IKIP BANDUNG (JICA)

SAMPLE LOCATION: BH.4 DEPTH: 10.00-10.50 M

PROJ. NO.: JICA.09/98 DATE: 28 - 09 - 1998

DIRECT SHEAR TEST REPORT

PT. KONAS TUNGGAL SOIL LABORATORY

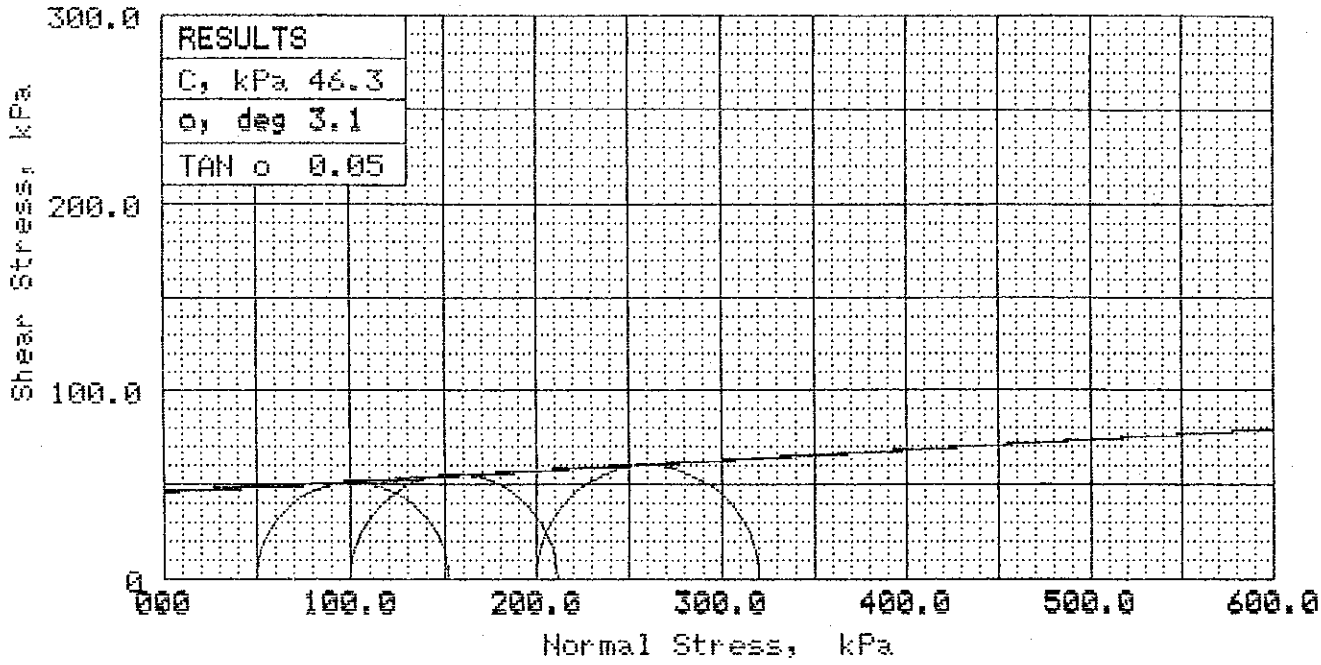

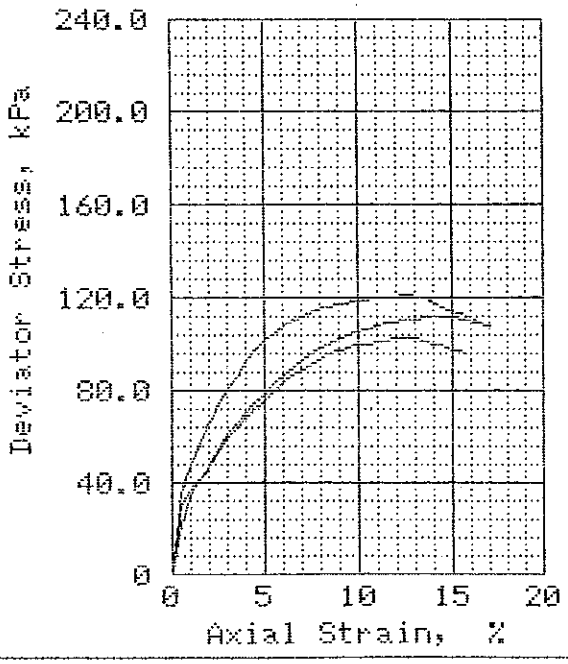

SAMPLE NO.		1	2	3
INITIAL	WATER CONTENT, %	52.0	52.7	53.2
	DRY DENSITY, kN/cu.m	10.2	10.4	10.3
	SATURATION, %	90.4	93.1	93.7
	VOID RATIO	1.508	1.482	1.489
	DIAMETER, cm	3.80	3.80	3.80
	HEIGHT, cm	7.60	7.60	7.60
AT TEST	WATER CONTENT, %	52.1	52.7	53.3
	DRY DENSITY, kN/cu.m	10.2	10.4	10.3
	SATURATION, %	90.4	93.2	93.8
	VOID RATIO	1.500	1.482	1.489
	DIAMETER, cm	3.80	3.80	3.80
	HEIGHT, cm	7.60	7.60	7.60
Strain rate, %/min		1.000	1.000	1.000
BACK PRESSURE, kPa		0.0	0.0	0.0
CELL PRESSURE, kPa		50.0	100.0	200.0
FAILURE STRESS, kPa		102.3	111.6	120.4
PORE PRESSURE, kPa				
ULTIMATE STRESS, kPa				
PORE PRESSURE, kPa				
σ_1 FAILURE, kPa		152.3	211.6	320.4
σ_3 FAILURE, kPa		50	100	200

TYPE OF TEST:
Unconsolidated undrained
SAMPLE TYPE: UNDISTURBED
DESCRIPTION: ELASTIC SILT
YELLOWISH BROWN.
LL= 68.00 PL= 42.00 PI=26.0
SPECIFIC GRAVITY= 2.62
REMARKS: TESTED BY : SUDIONO

CHECKED BY : SUDIRMAN

FIG. NO.

CLIENT:

PROJECT: DEPLOPMENT IKIP BANDUNG (JICA)

SAMPLE LOCATION: BH.1
DEPTH : 2.00 - 2.50 M

PROJ. NO.: JICA.10/98 DATE: 07 - 10 - 1998

TRIAXIAL SHEAR TEST REPORT

PT. KONAS TUNGGAL SOIL LABORATORY

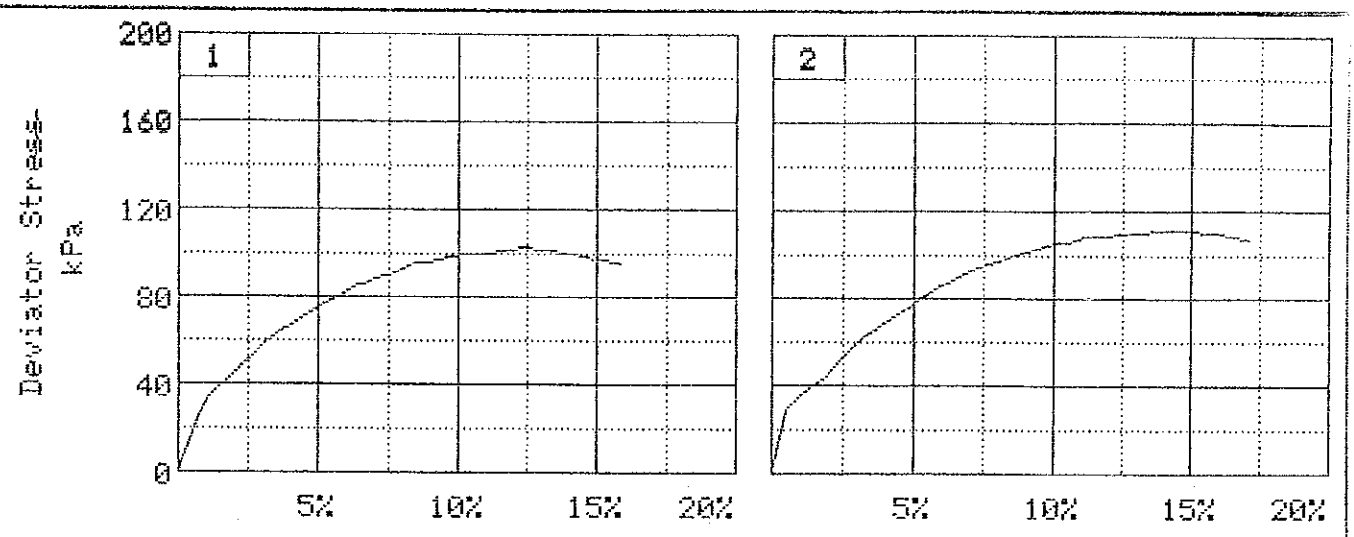

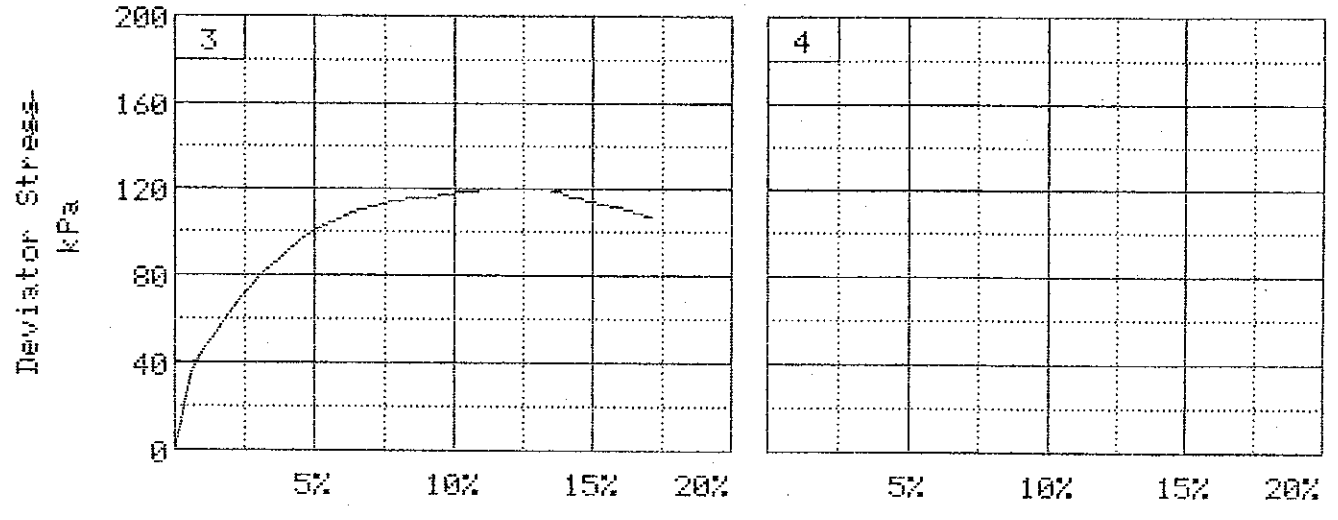

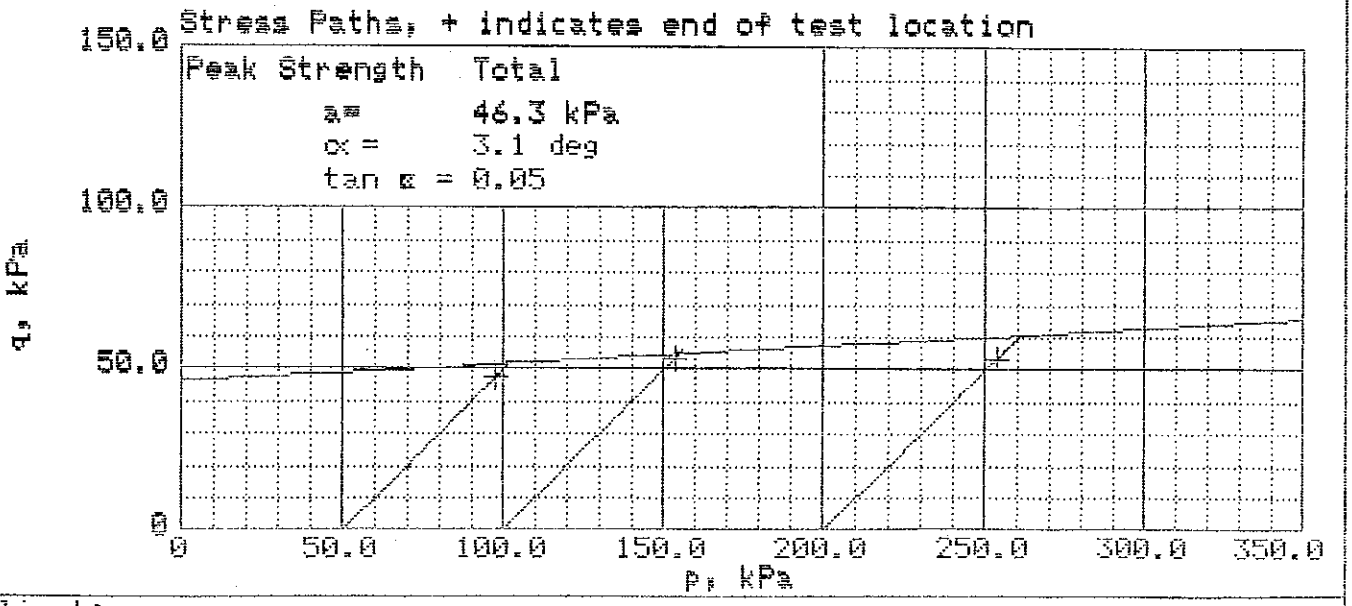

Client:
Project: DEPLOPMENT IKIP BANDUNG (JICA)
Location: BH.1 DEPTH : 2.00 - 2.50 M
File: TXUU-033 Project No.: JICA.10/98 Page 2/2 Fig. No.____

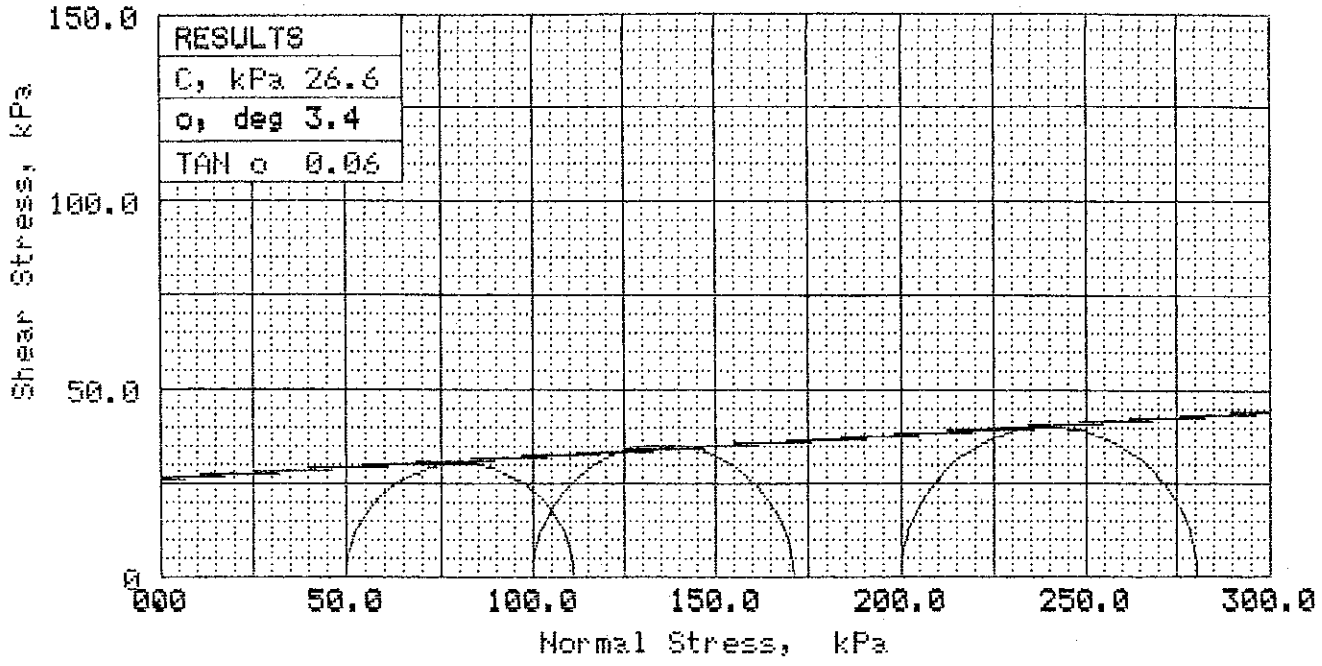

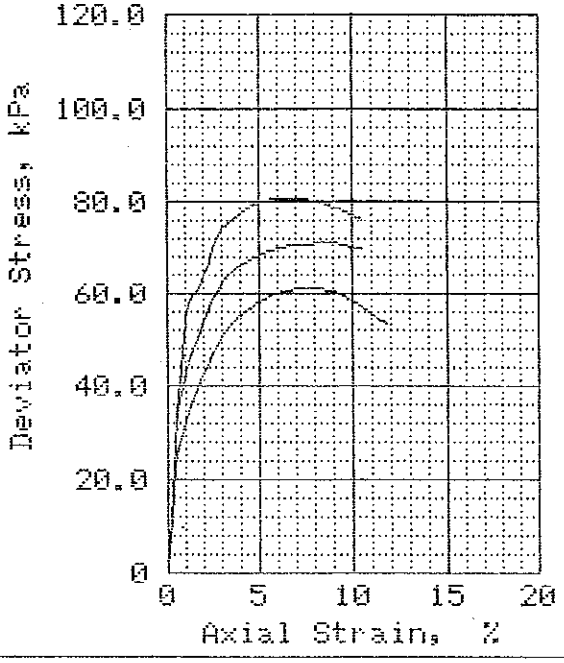

SAMPLE NO.		1	2	3
INITIAL	WATER CONTENT, %	69.0	68.8	69.0
	DRY DENSITY, kN/cu.m	8.5	8.6	8.8
	SATURATION, %	89.1	89.3	92.7
	VOID RATIO	2.068	2.056	1.988
	DIAMETER, cm	3.80	3.80	3.80
	HEIGHT, cm	7.60	7.60	7.60
AT TEST	WATER CONTENT, %	69.0	68.8	69.0
	DRY DENSITY, kN/cu.m	8.5	8.6	8.8
	SATURATION, %	89.1	89.3	92.7
	VOID RATIO	2.068	2.056	1.988
	DIAMETER, cm	3.80	3.80	3.80
	HEIGHT, cm	7.60	7.60	7.60
Strain rate, %/min		1.000	1.000	1.000
BACK PRESSURE, kPa		0.0	0.0	0.0
CELL PRESSURE, kPa		50.0	100.0	200.0
FAILURE STRESS, kPa		61.1	71.3	80.6
PORE PRESSURE, kPa				
ULTIMATE STRESS, kPa				
PORE PRESSURE, kPa				
σ_1 FAILURE, kPa		111.1	171.3	280.6
σ_3 FAILURE, kPa		50	100	200

TYPE OF TEST:
Unconsolidated undrained
SAMPLE TYPE: UNDISTURBED
DESCRIPTION: ELASTIC SILT.
LIGHT BROWN
LL= 85.00 PL= 49.00 PI=36.0
SPECIFIC GRAVITY= 2.67
REMARKS: TESTED BY : BEBEN

CHECKED BY : SUDIRMAN

FIG. NO.

CLIENT:

PROJECT: DEPLOPMENT IKIP BANDUNG (JICA)

SAMPLE LOCATION: BH.1
DEPTH : 8.00 - 8.50 M

PROJ. NO.: JICA.10/98 DATE: 07 - 10 - 1998

TRIAXIAL SHEAR TEST REPORT

PT. KONAS TUNGGAL SOIL LABORATORY

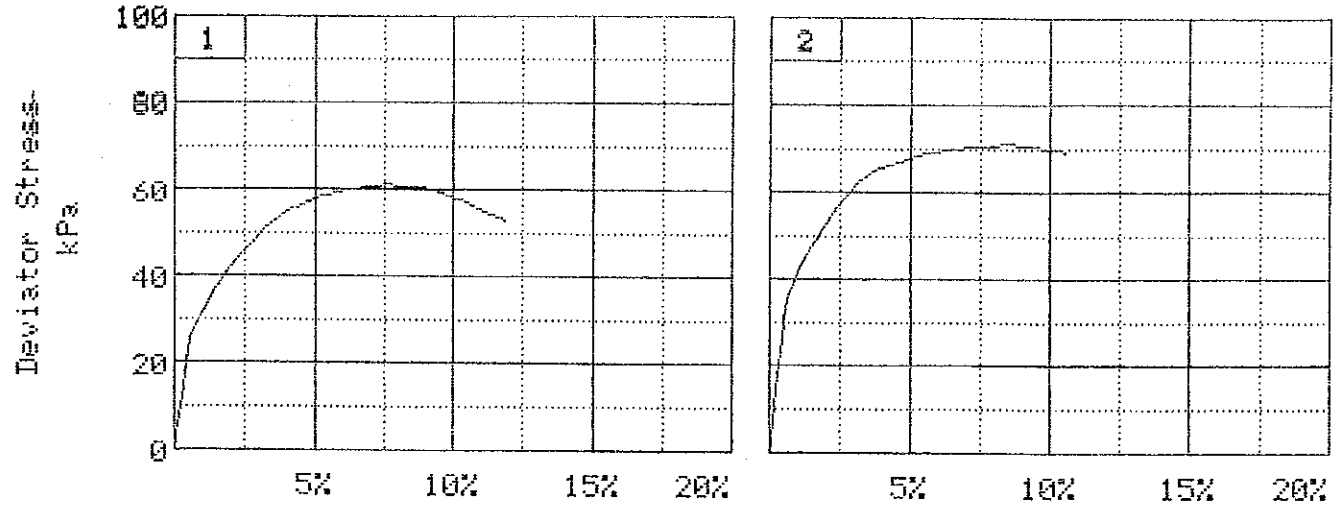

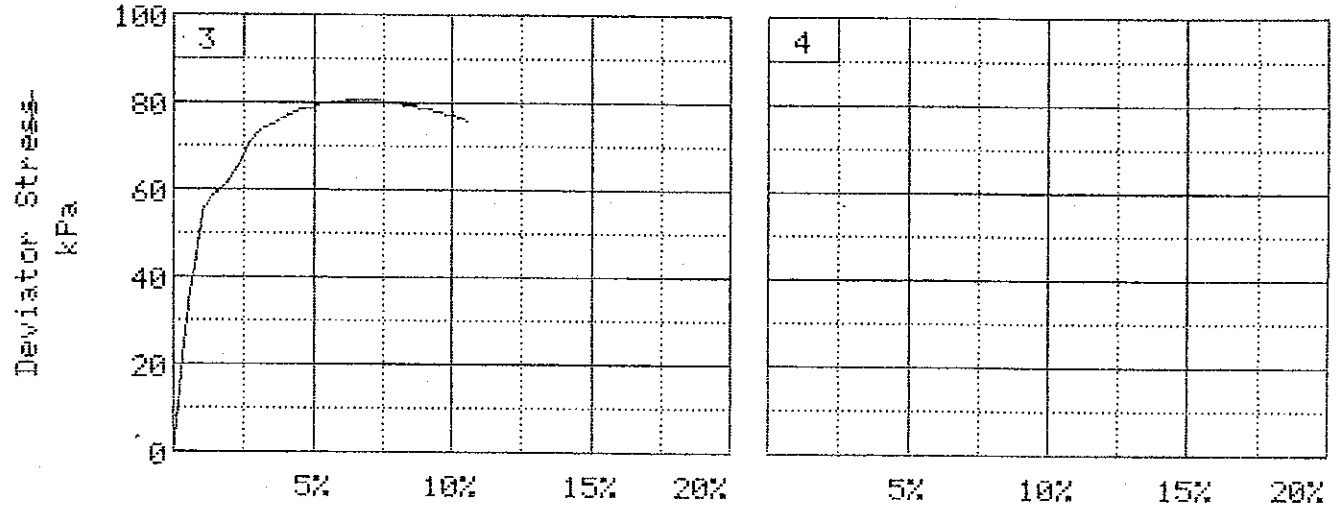

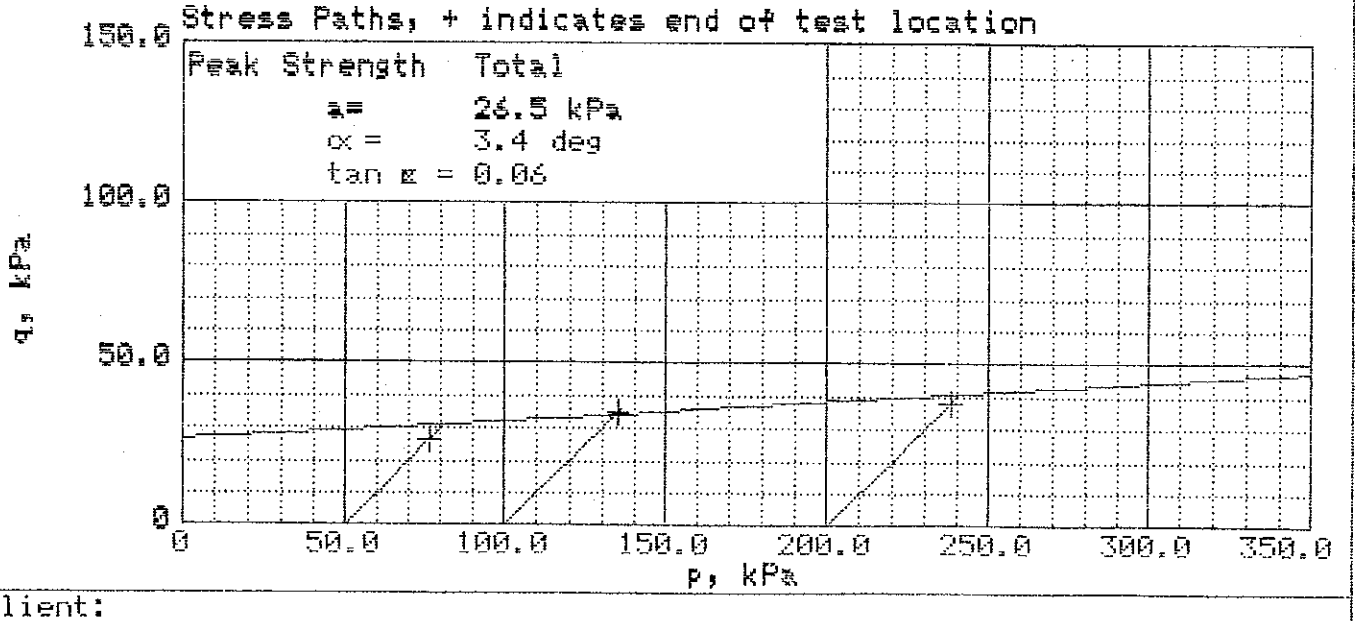

Client:
Project: DEPLOPMENT IKIP BANDUNG (JICA)
Location: BH.1 DEPTH : 8.00 - 8.50 M
File: TXUU-034 Project No.: JICA.10/98 Page 2/2 Fig. No.____

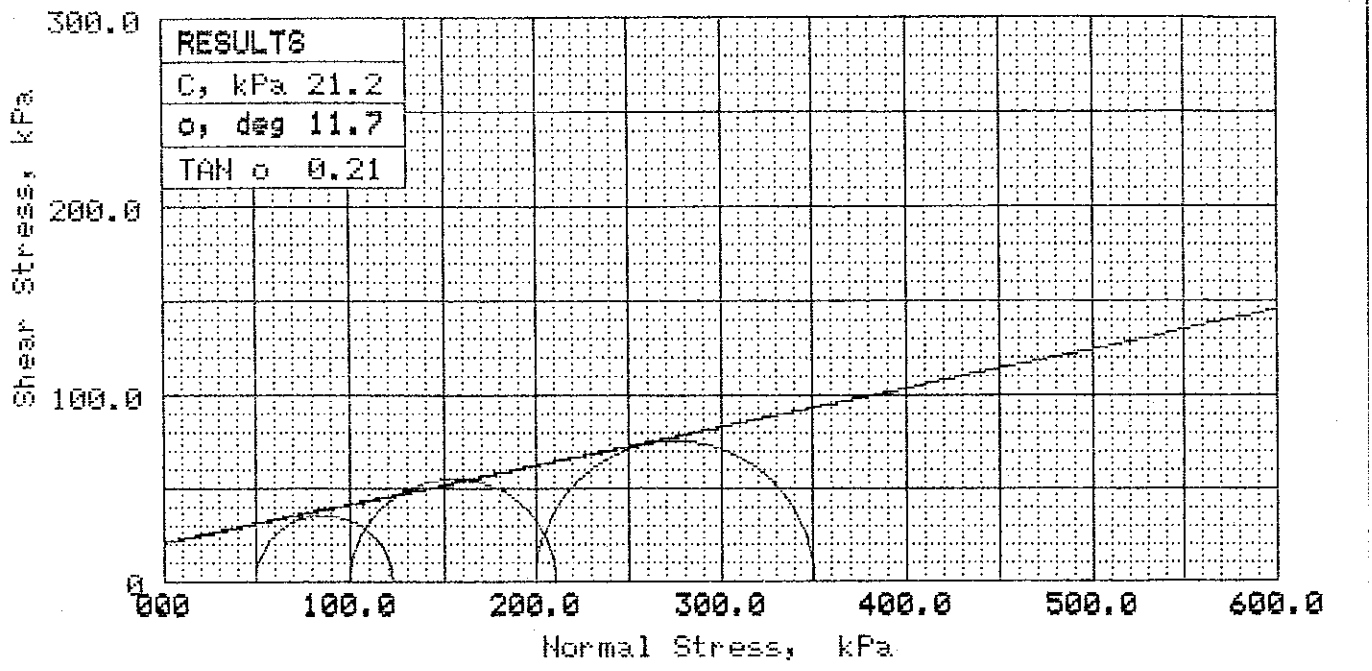

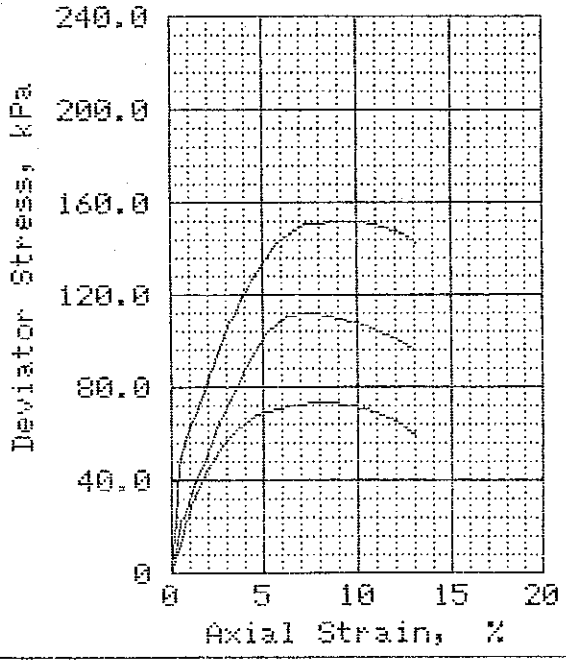

SAMPLE NO.		1	2	3
INITIAL	WATER CONTENT, %	61.0	62.2	59.2
	DRY DENSITY, kN/cu.m	9.5	9.4	9.9
	SATURATION, %	91.8	93.4	95.1
	VOID RATIO	1.780	1.784	1.668
	DIAMETER, cm	3.80	3.80	3.80
	HEIGHT, cm	7.60	7.60	7.60
AT TEST	WATER CONTENT, %	61.0	62.2	59.2
	DRY DENSITY, kN/cu.m	9.5	9.4	9.9
	SATURATION, %	91.9	93.4	95.1
	VOID RATIO	1.780	1.784	1.668
	DIAMETER, cm	3.80	3.80	3.80
	HEIGHT, cm	7.60	7.60	7.60
Strain rate, %/min		1.000	1.000	1.000
BACK PRESSURE, kPa		0.0	0.0	0.0
CELL PRESSURE, kPa		50.0	100.0	200.0
FAILURE STRESS, kPa		72.5	111.4	151.3
PORE PRESSURE, kPa				
ULTIMATE STRESS, kPa				
PORE PRESSURE, kPa				
σ_1 FAILURE, kPa		122.5	211.4	351.3
σ_3 FAILURE, kPa		50	100	200

TYPE OF TEST:
Unconsolidated undrained
SAMPLE TYPE: UNDISTURBED.
DESCRIPTION: ELASTIC SILT.
BROWN.
LL= 61.00 PL= 35.00 PI=26.0
SPECIFIC GRAVITY= 2.68
REMARKS: TESTED BY : ASEP.
CHECKED BY : SUDIRMAN.

FIG. NO.

CLIENT:

PROJECT: DEPLOPMENT IKIP BANDUNG (JICA)

SAMPLE LOCATION: BH.2
DEPTH : 6.00 - 6.50 M.

PROJ. NO.: JICA.10/98 DATE: 07 - 10 - 1998

TRIAXIAL SHEAR TEST REPORT

PT. KONAS TUNGGAL SOIL LABORATORY

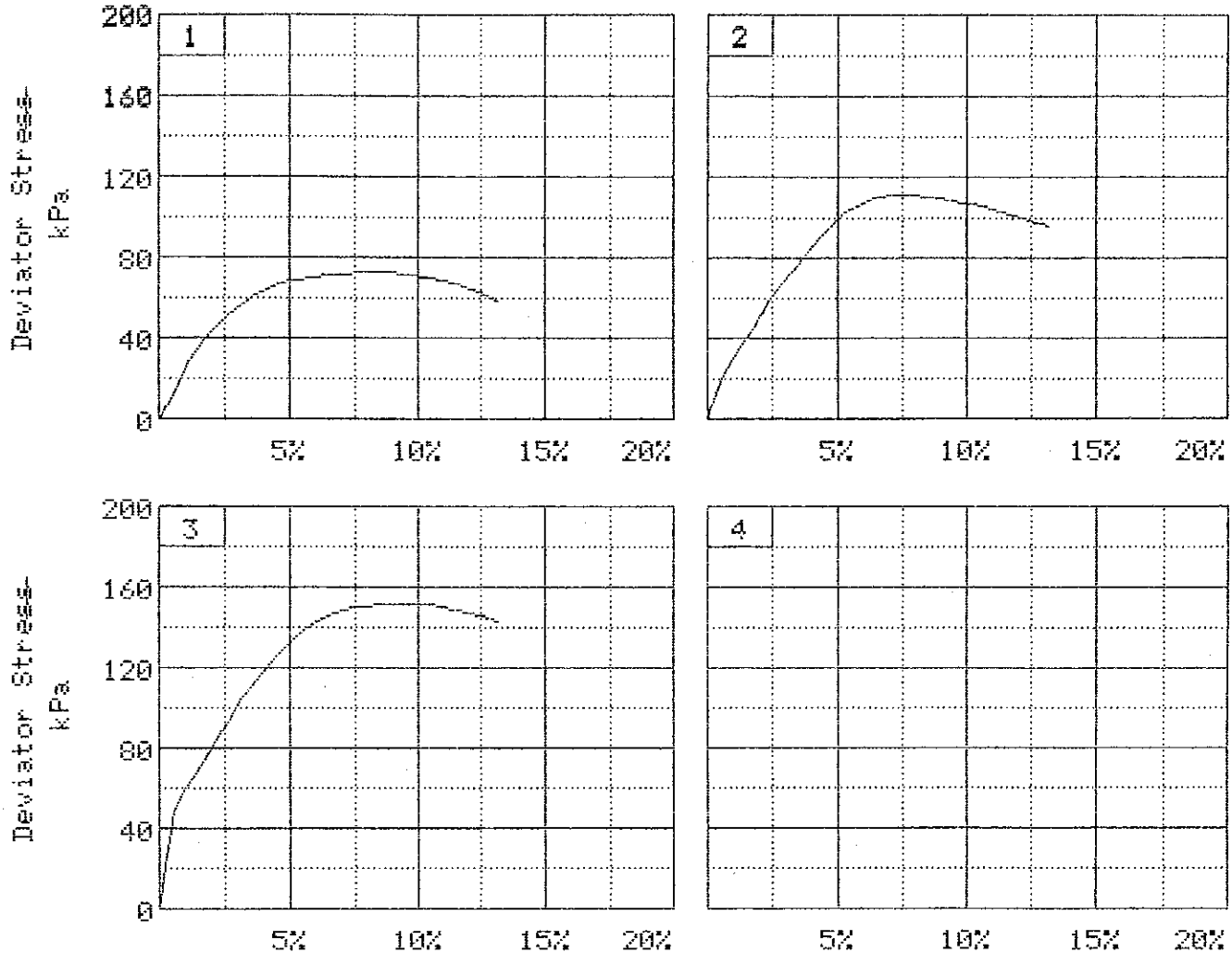

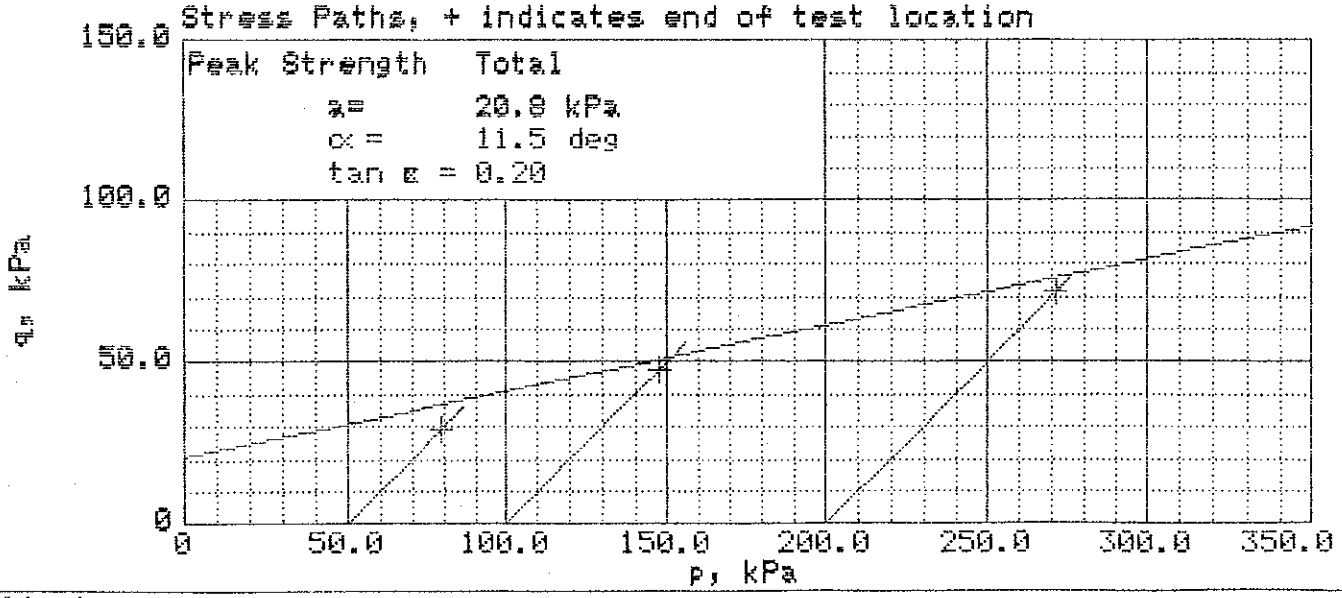

Client:
Project: DEPLOPMENT IKIP BANDUNG (JICA)
Location: BH.2 DEPTH : 6.00 - 6.50 M.
File: TXUU-036 Project No.: JICA.10/98 Page 2/2 Fig. No.____

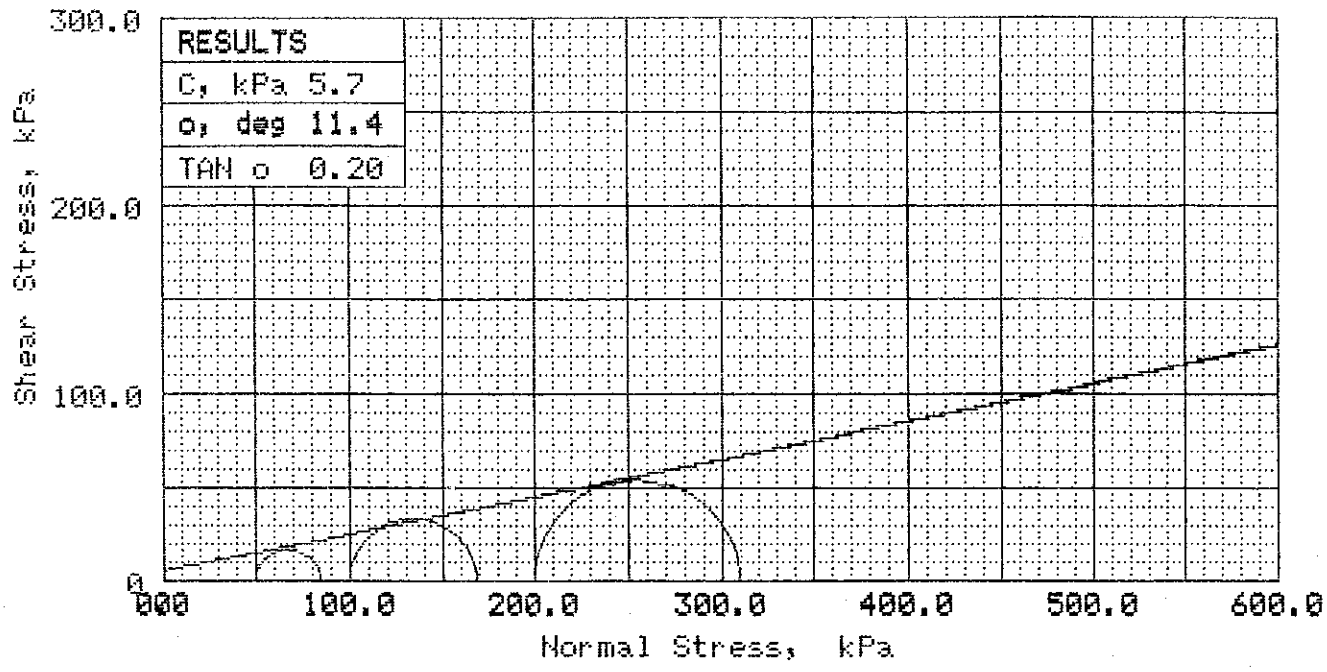

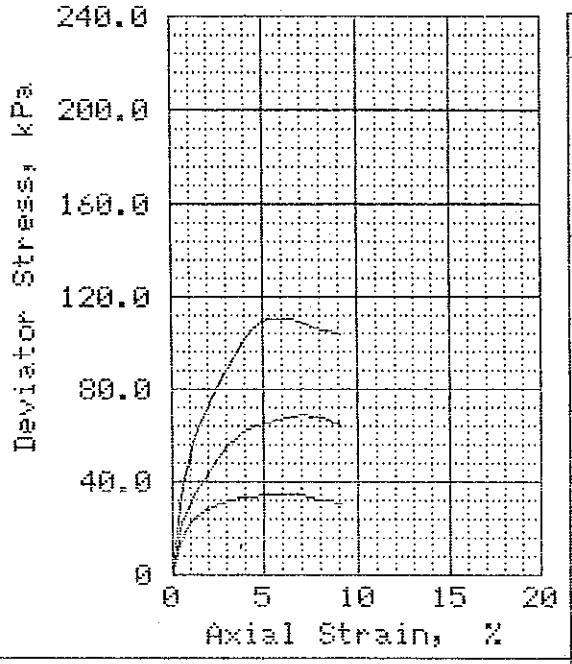

SAMPLE NO.		1	2	3
INITIAL	WATER CONTENT, %	53.4	52.0	52.5
	DRY DENSITY, kN/cu.m	9.9	10.3	10.4
	SATURATION, %	85.4	89.0	91.0
	VOID RATIO	1.695	1.584	1.564
	DIAMETER, cm	3.80	3.80	3.80
	HEIGHT, cm	7.60	7.60	7.60
AT TEST	WATER CONTENT, %	53.4	52.0	52.5
	DRY DENSITY, kN/cu.m	9.9	10.3	10.4
	SATURATION, %	85.3	89.0	91.0
	VOID RATIO	1.695	1.584	1.564
	DIAMETER, cm	3.80	3.80	3.80
	HEIGHT, cm	7.60	7.60	7.60
Strain rate, %/min		1.000	1.000	1.000
BACK PRESSURE, kPa		0.0	0.0	0.0
CELL PRESSURE, kPa		50.0	100.0	200.0
FAILURE STRESS, kPa		34.7	68.5	109.9
PORE PRESSURE, kPa				
ULTIMATE STRESS, kPa				
PORE PRESSURE, kPa				
σ_1 FAILURE, kPa		84.7	168.5	309.9
σ_3 FAILURE, kPa		50	100	200

TYPE OF TEST:
Unconsolidated undrained
SAMPLE TYPE: UNDISTURBED
DESCRIPTION: SANDY LEAN CLAY.
LIGHT BROWN
LL= 48.00 PL= 26.00 PI=22.0
SPECIFIC GRAVITY= 2.71
REMARKS: TESTED BY : DEDY

CHECKED BY : SUDIRMAN

FIG. NO.

CLIENT:

PROJECT: DEPLOPMENT IKIP BANDUNG (JICA)

SAMPLE LOCATION: BH.2
DEPTH : 9.00 - 9.50 M

PROJ. NO.: JICA.10/98 DATE: 07 - 10 - 1998

TRIAXIAL SHEAR TEST REPORT

PT. KONAS TUNGGAL SOIL LABORATORY

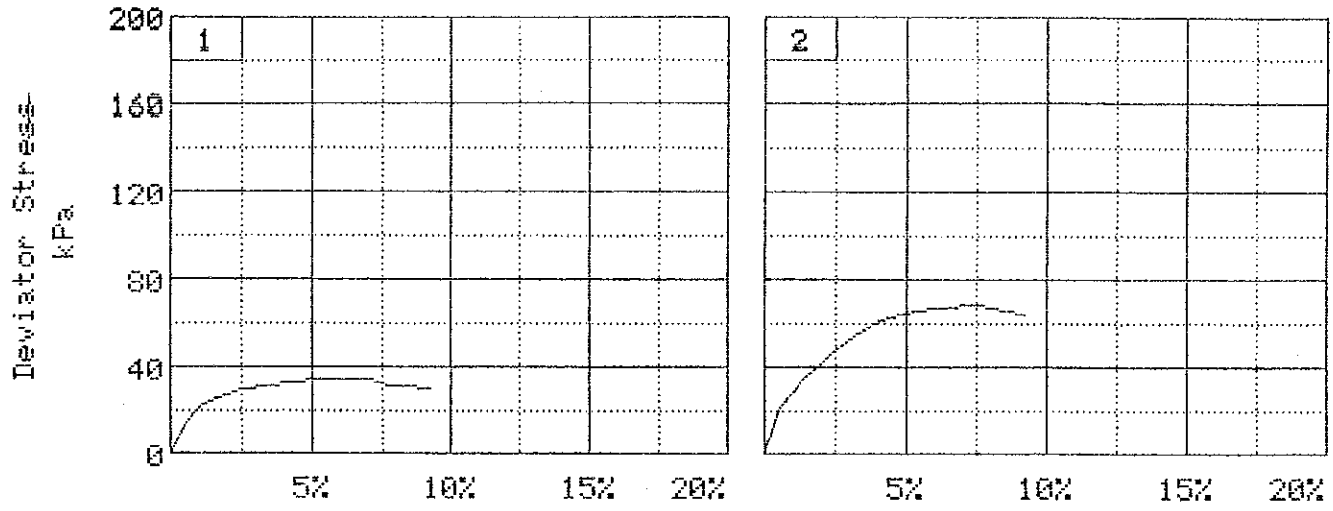

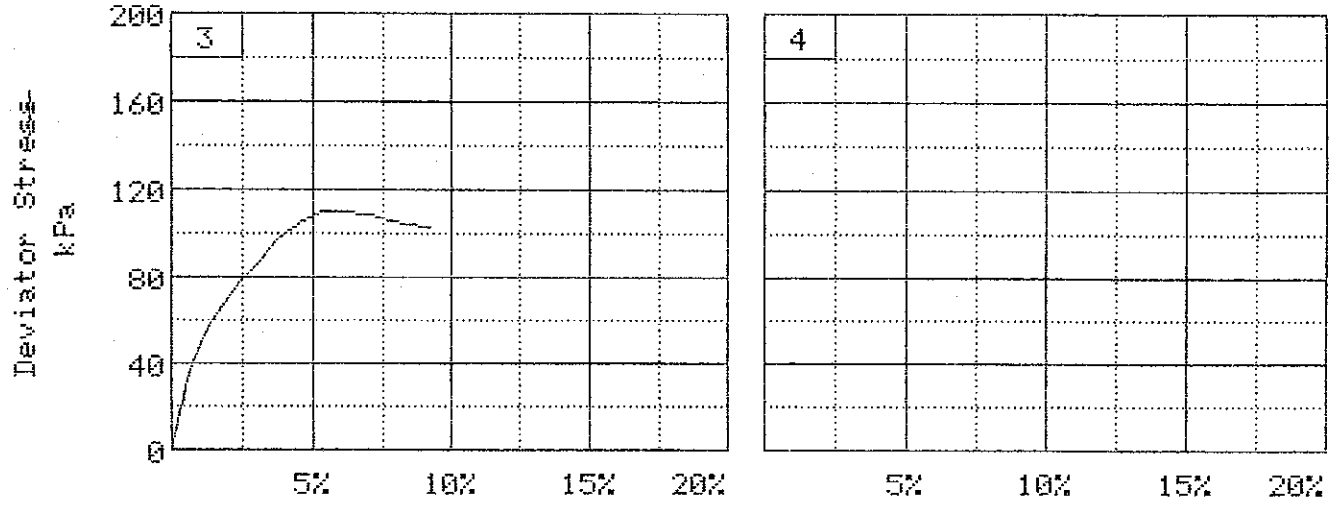

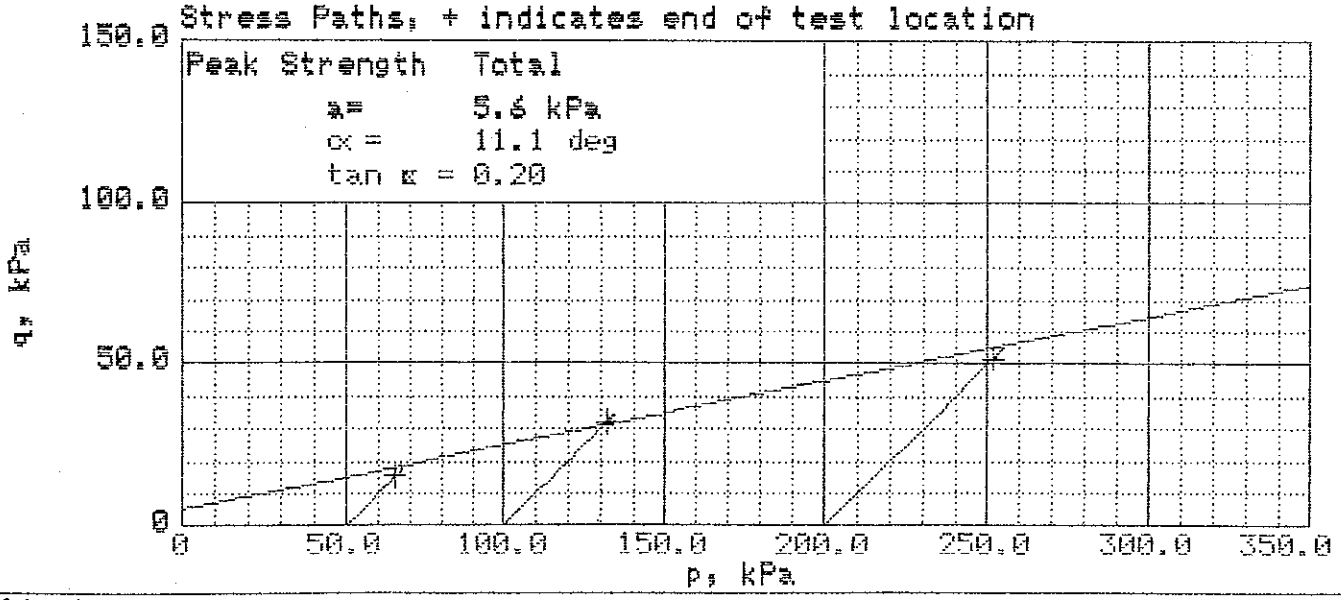

Client:
Project: DEPLOPMENT IKIP BANDUNG (JICA)
Location: BH.2 DEPTH : 9.00 - 9.50 M
File: TXUU-035 Project No.: JICA.10/98 Page 2/2 Fig. No.____

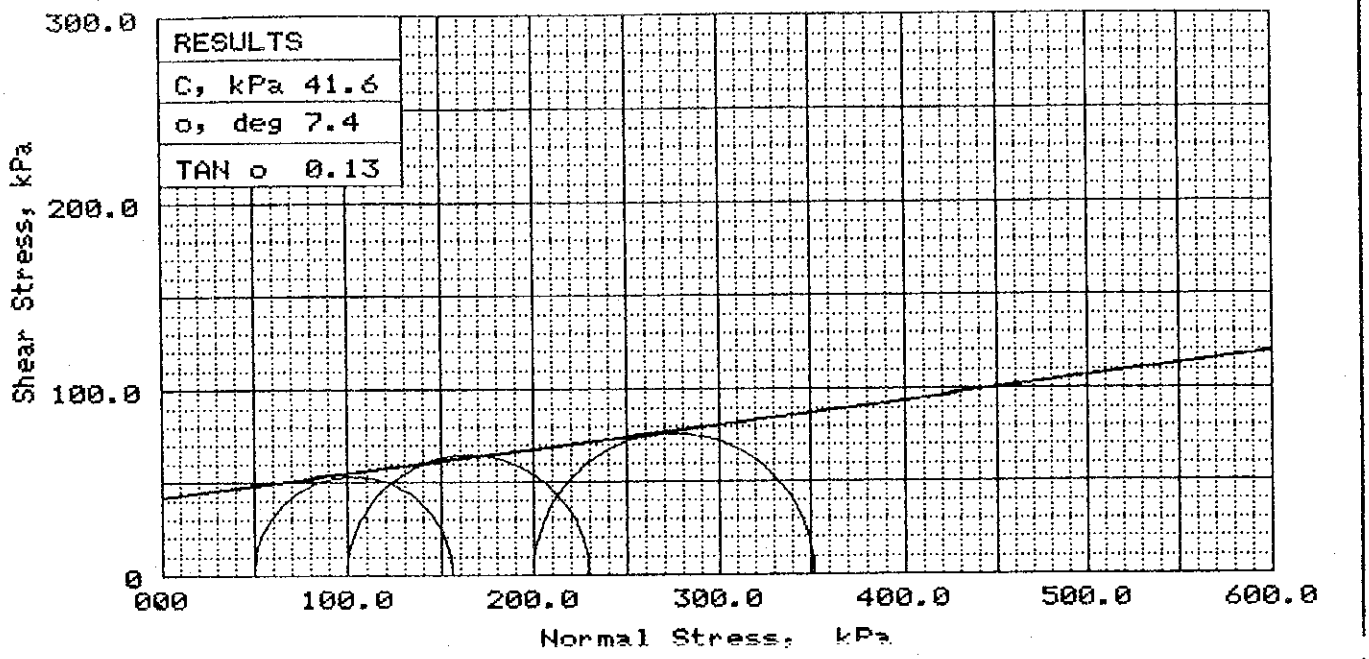

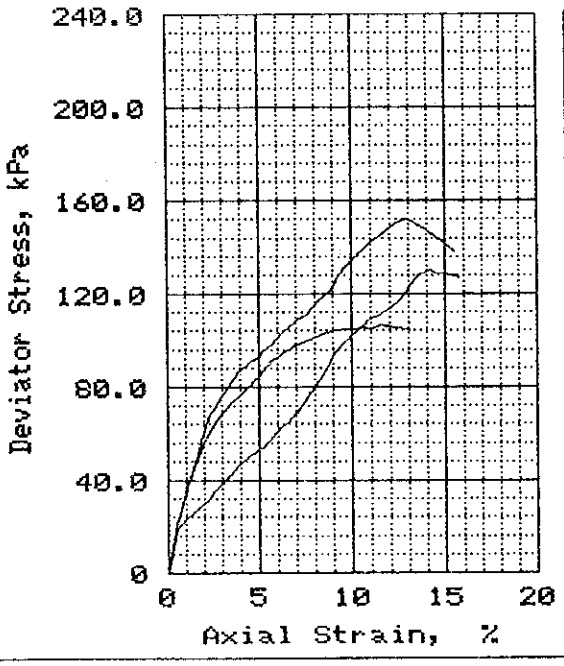

SAMPLE NO.		1	2	3
INITIAL	WATER CONTENT, %	66.7	66.8	66.9
	DRY DENSITY, kN/cu.m	8.1	8.1	8.1
	SATURATION, %	79.3	80.3	80.4
	VOID RATIO	2.229	2.205	2.205
	DIAMETER, cm	3.80	3.80	3.80
	HEIGHT, cm	7.60	7.60	7.60
AT TEST	WATER CONTENT, %	66.7	66.8	66.9
	DRY DENSITY, kN/cu.m	8.1	8.1	8.1
	SATURATION, %	79.3	80.3	80.5
	VOID RATIO	2.229	2.205	2.205
	DIAMETER, cm	3.80	3.80	3.80
	HEIGHT, cm	7.60	7.60	7.60
Strain rate, %/min		1.000	1.000	1.000
BACK PRESSURE, kPa		0.0	0.0	0.0
CELL PRESSURE, kPa		50.0	100.0	200.0
FAILURE STRESS, kPa		106.2	129.6	152.2
PORE PRESSURE, kPa				
ULTIMATE STRESS, kPa				
PORE PRESSURE, kPa				
σ_1 FAILURE, kPa		156.2	229.6	352.2
σ_3 FAILURE, kPa		50	100	200

TYPE OF TEST:
Unconsolidated undrained
SAMPLE TYPE: UNDISTURBED.
DESCRIPTION: DARK BROWN.
ELASTIC SILT.
LL= 100.0 PL= 57.00 PI=43.0
SPECIFIC GRAVITY= 2.63
REMARKS: TESTED BY : I W A N.
CHECKED BY : SUDIRMAN.

FIG. NO.

CLIENT:

PROJECT: DEPLOPMENT IKIP BANDUNG (JICA).

SAMPLE LOCATION: BH.3 DEPTH: 3.00 - 3.50 M

PROJ. NO.: JICA.09/98 DATE: 29 - 09 - 1998

TRIAXIAL SHEAR TEST REPORT

PT. KONAS TUNGGAL SOIL LABORATORY

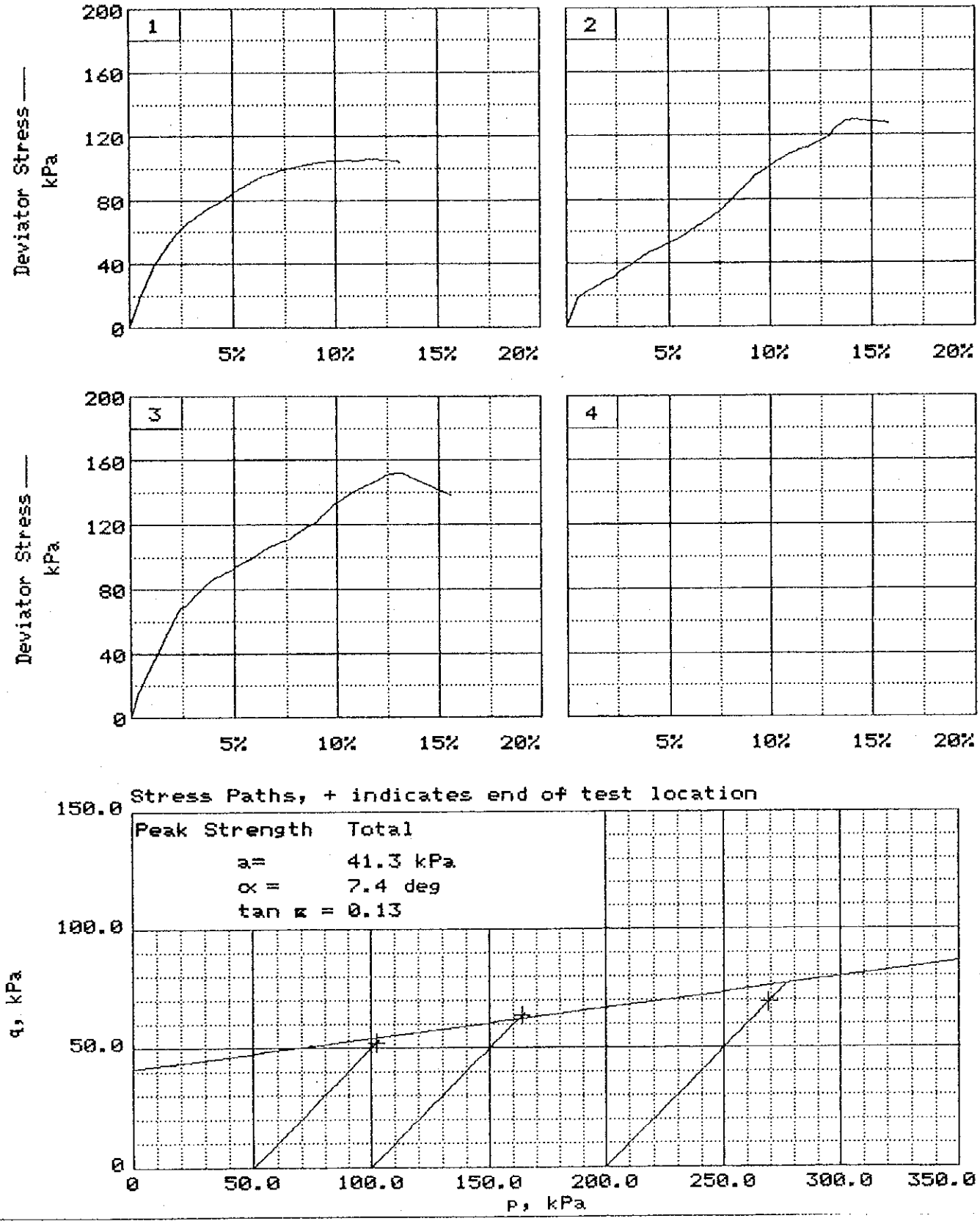

Client:

DEVELOPMENT IKIP BANDUNG (JICA).

Location: BH.3 DEPTH: 3.00 - 3.50 M

File: TXUU-030 Project No.: JICA.09/98 Page 2/2 Fig. No.____

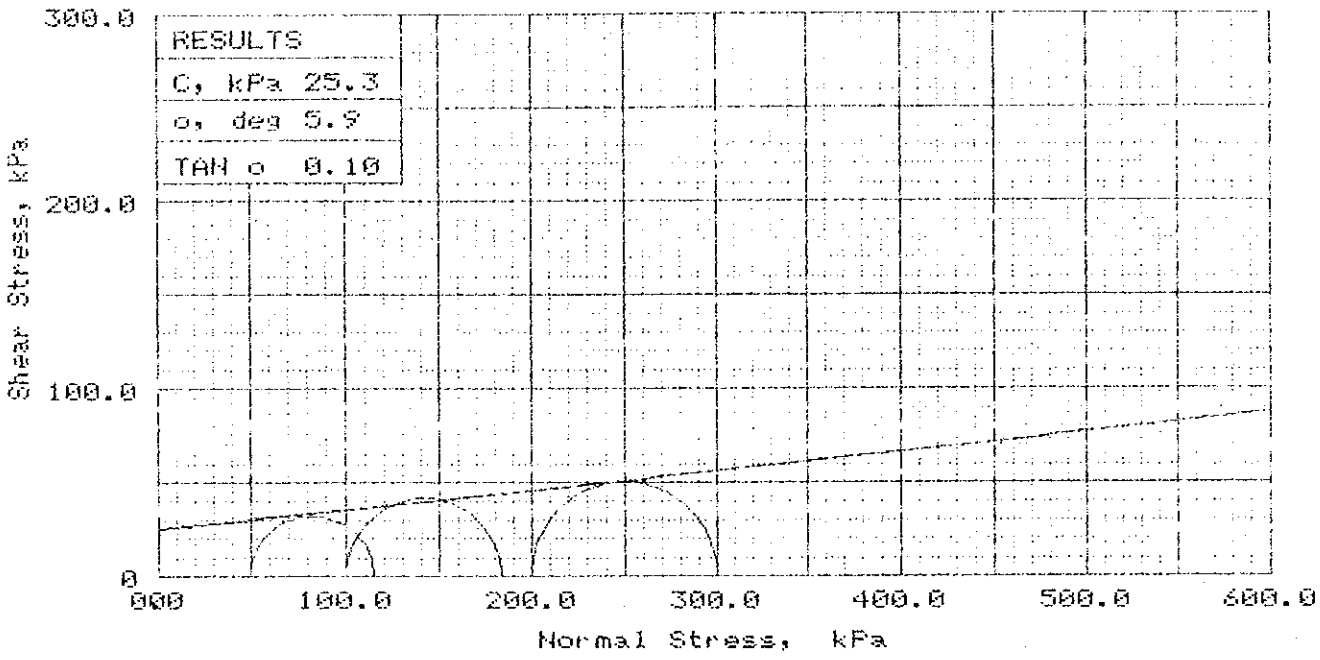

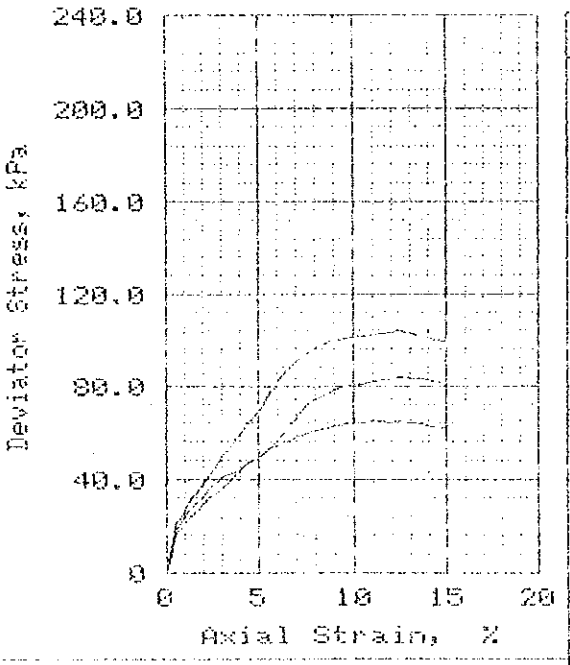

SAMPLE NO.		1	2	3
INITIAL	WATER CONTENT, %	74.7	74.1	74.1
	DRY DENSITY, kN/cu.m	8.0	8.1	8.3
	SATURATION, %	87.4	89.4	91.5
	VOID RATIO	2.265	2.196	2.145
	DIAMETER, cm	3.80	3.80	3.80
	HEIGHT, cm	7.60	7.60	7.60
AT TEST	WATER CONTENT, %	74.7	74.1	74.1
	DRY DENSITY, kN/cu.m	8.0	8.1	8.3
	SATURATION, %	87.4	89.4	91.6
	VOID RATIO	2.265	2.196	2.145
	DIAMETER, cm	3.80	3.80	3.80
	HEIGHT, cm	7.60	7.60	7.60
Strain rate, %/min		1.000	1.000	1.000
BACK PRESSURE, kPa		0.0	0.0	0.0
CELL PRESSURE, kPa		50.0	100.0	200.0
FAILURE STRESS, kPa		64.7	83.6	100.4
PORE PRESSURE, kPa				
ULTIMATE STRESS, kPa				
PORE PRESSURE, kPa				
o, FAILURE, kPa		114.7	183.6	300.4
o, FAILURE, kPa		50	100	200

TYPE OF TEST:
Unconsolidated undrained
SAMPLE TYPE: UNDISTURBED.
DESCRIPTION: ELASTIC SILT.
BROWN.
LL= 93.00 PL= 66.00 PI=27.0
SPECIFIC GRAVITY= 2.66
REMARKS: TESTED BY : A L A N.
CHECKED BY : SUDIRMAN.

FIG. NO.

CLIENT:

PROJECT: DEPLOPMENT IKIP BANDUNG (JICA).

SAMPLE LOCATION: BH.3 DEPTH: 6.00 - 6.50 M

PROJ. NO.: JICA.09/98 DATE: 29 - 09 - 1998

TRIAXIAL SHEAR TEST REPORT

PT. KONAS TUNGGAL SOIL LABORATORY

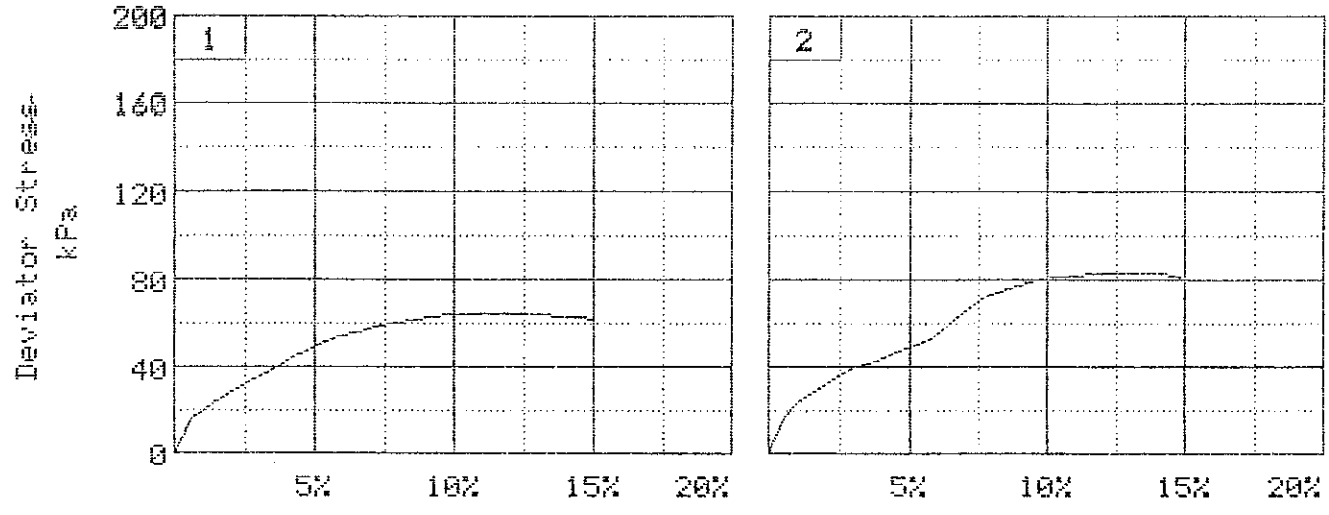

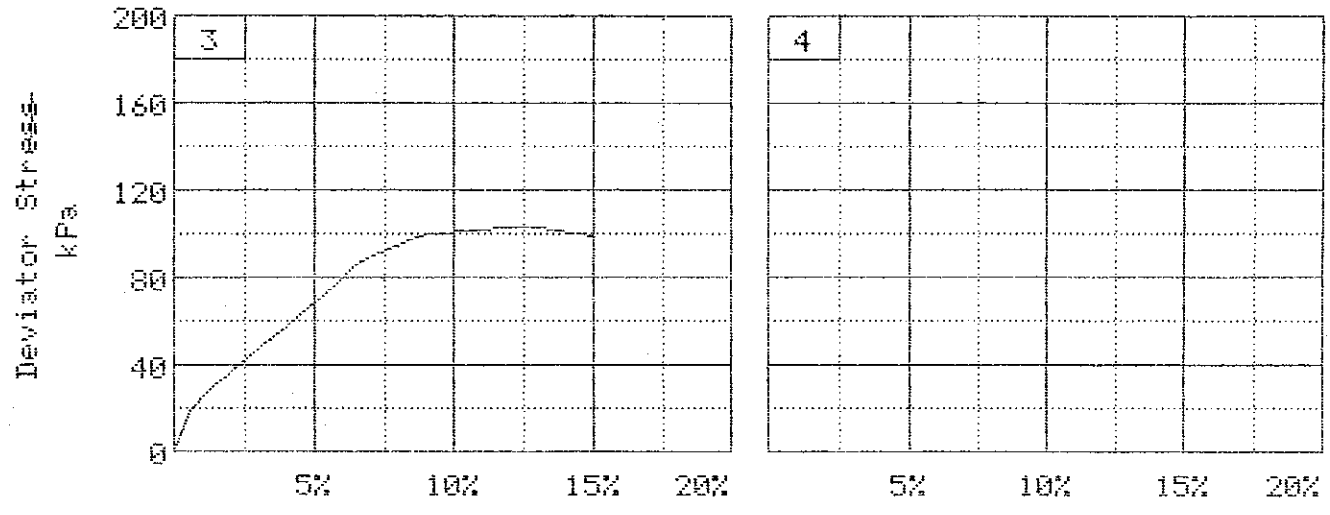

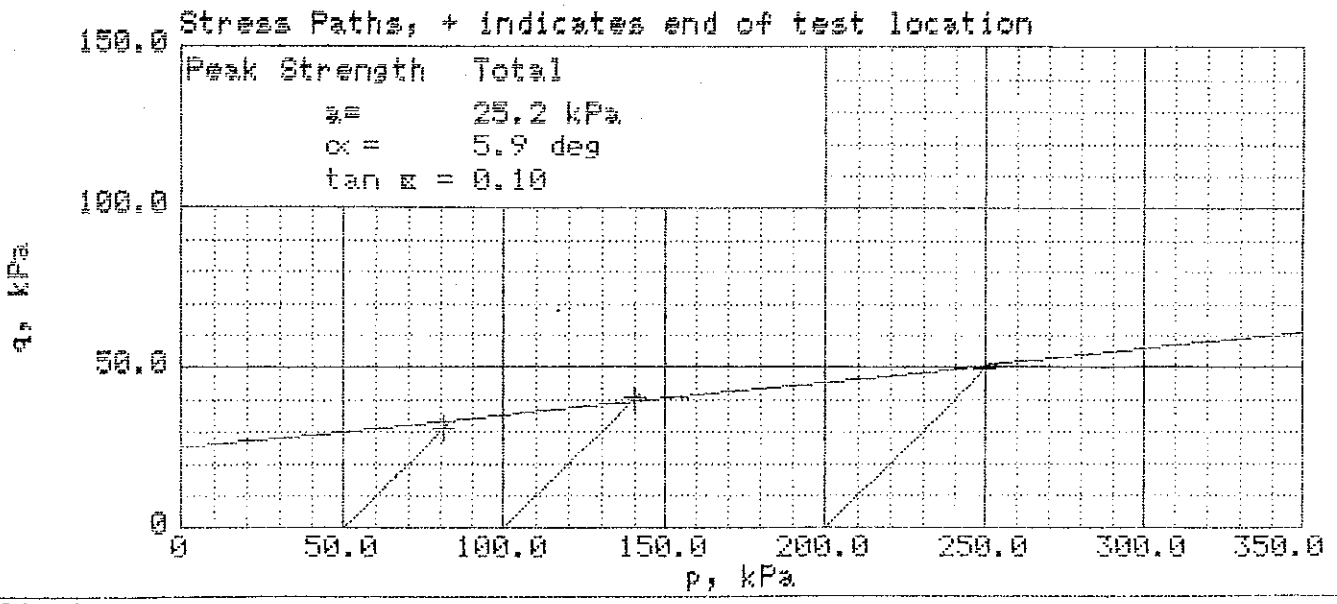

Client:
Project: DEPLOPMENT IKIP BANDUNG (JICA).
Location: BH.3 DEPTH: 6.00 - 6.50 M
File: TXUU-029 Project No.: JICA.09/98 Page 2/2 Fig. No.____

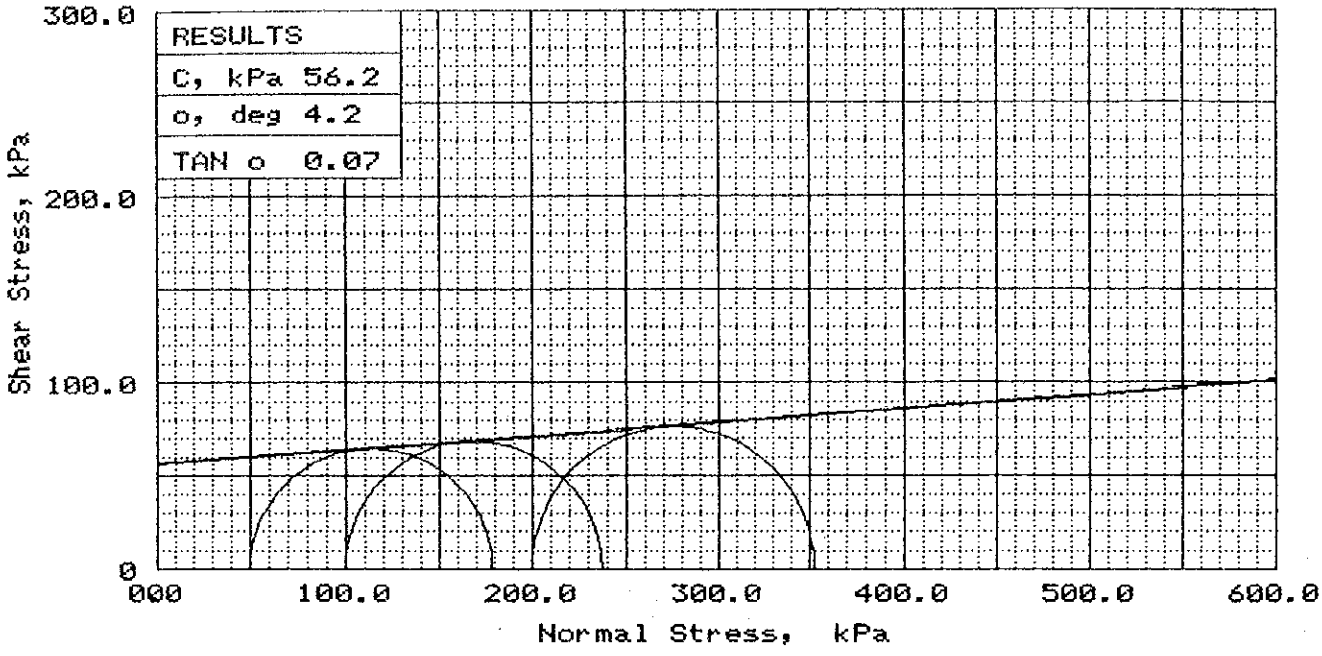

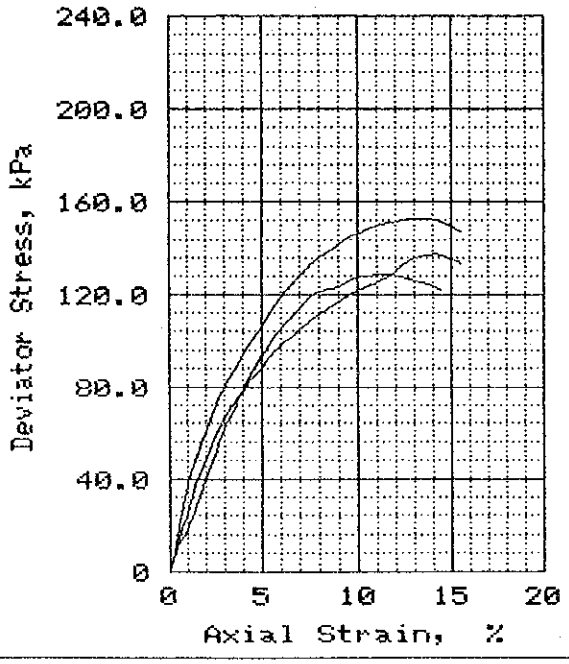

SAMPLE NO.		1	2	3
INITIAL	WATER CONTENT, %	73.4	72.8	72.5
	DRY DENSITY, kN/cu.m	8.0	8.4	8.7
	SATURATION, %	86.9	91.8	97.0
	VOID RATIO	2.238	2.103	1.981
	DIAMETER, cm	3.80	3.80	3.80
	HEIGHT, cm	7.60	7.60	7.60
AT TEST	WATER CONTENT, %	73.4	72.9	72.5
	DRY DENSITY, kN/cu.m	8.0	8.4	8.7
	SATURATION, %	87.0	91.8	97.0
	VOID RATIO	2.238	2.103	1.981
	DIAMETER, cm	3.80	3.80	3.80
	HEIGHT, cm	7.60	7.60	7.60
Strain rate, %/min		1.000	1.000	1.000
BACK PRESSURE, kPa		0.0	0.0	0.0
CELL PRESSURE, kPa		50.0	100.0	200.0
FAILURE STRESS, kPa		128.8	137.5	152.8
PORE PRESSURE, kPa				
ULTIMATE STRESS, kPa				
PORE PRESSURE, kPa				
σ_1 FAILURE, kPa		178.8	237.5	352.8
σ_3 FAILURE, kPa		50	100	200

TYPE OF TEST:
Unconsolidated undrained
SAMPLE TYPE: UNDISTURBED.
DESCRIPTION: DARK BROWN.
ELASTIC SILT.
LL= 82.00 PL= 66.00 PI=16.0
SPECIFIC GRAVITY= 2.63
REMARKS: TESTED BY : Y U D I.
CHECKED BY : SUDIRMAN.

FIG. NO.

CLIENT:

PROJECT: DEPLOPMENT IKIP BANDUNG (JICA)

SAMPLE LOCATION: BH.4 DEPTH: 2.00 - 2.50 M

PROJ. NO.: JICA.09/98 DATE: 29 - 09 - 1998

TRIAXIAL SHEAR TEST REPORT

PT. KONAS TUNGGAL SOIL LABORATORY

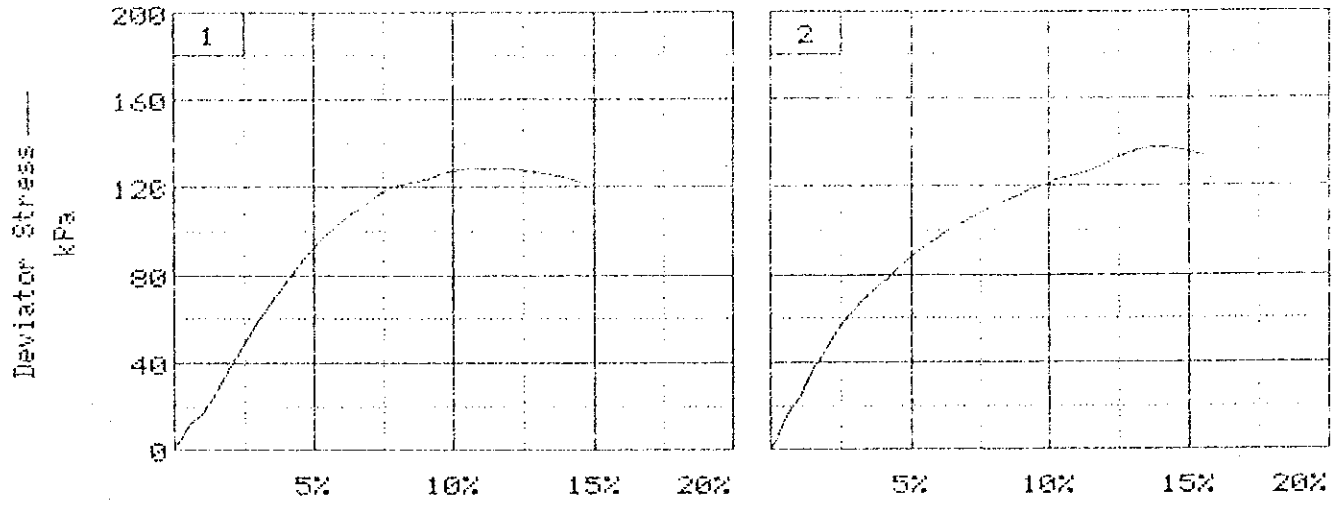

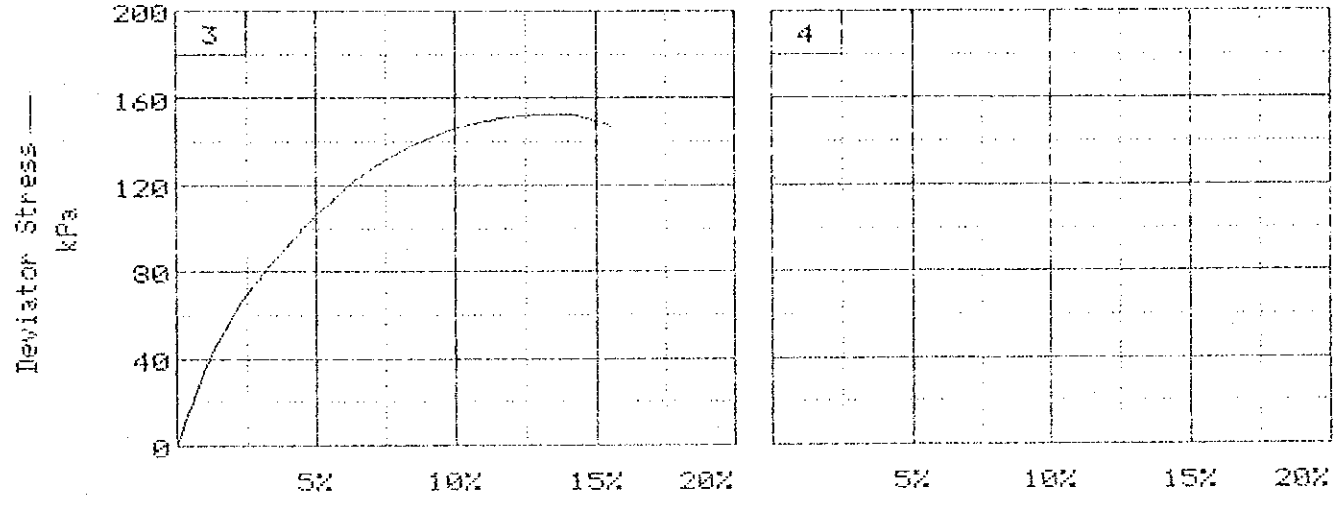

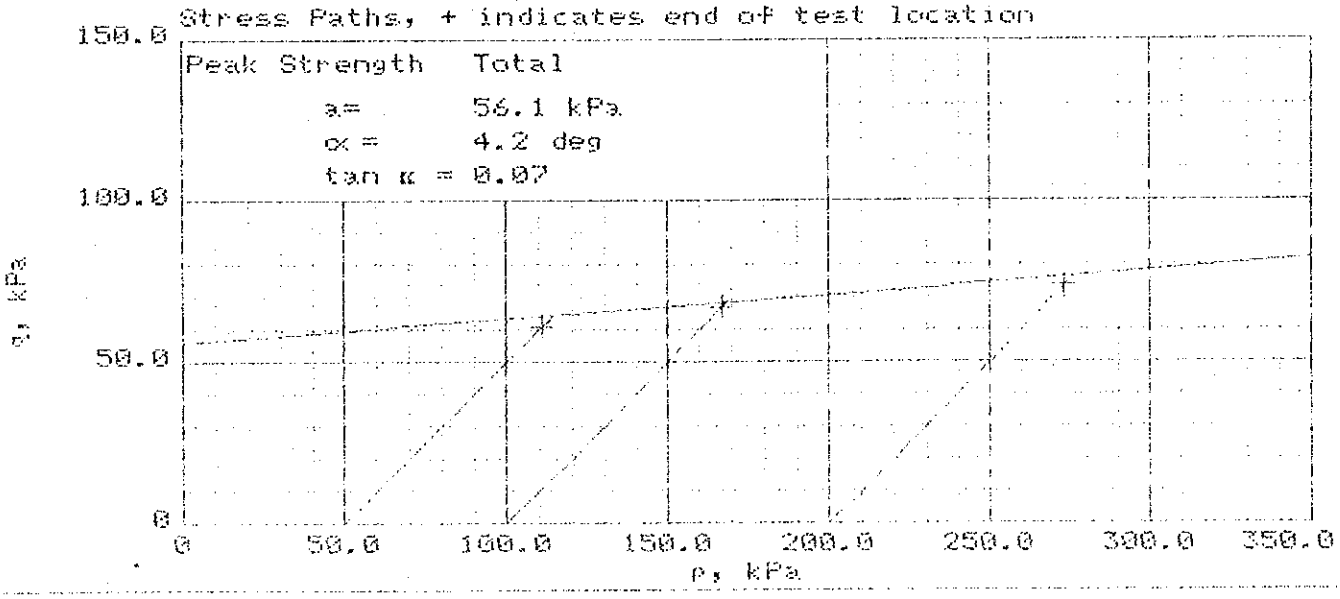

Client:
Project: DEPLOPMENT IKIP BANDUNG (JICA)
Location: BH.4 DEPTH: 2.00 - 2.50 M
File: TXUU-032 Project No.: JICA.09/98 Page 2/2 Fig. No.

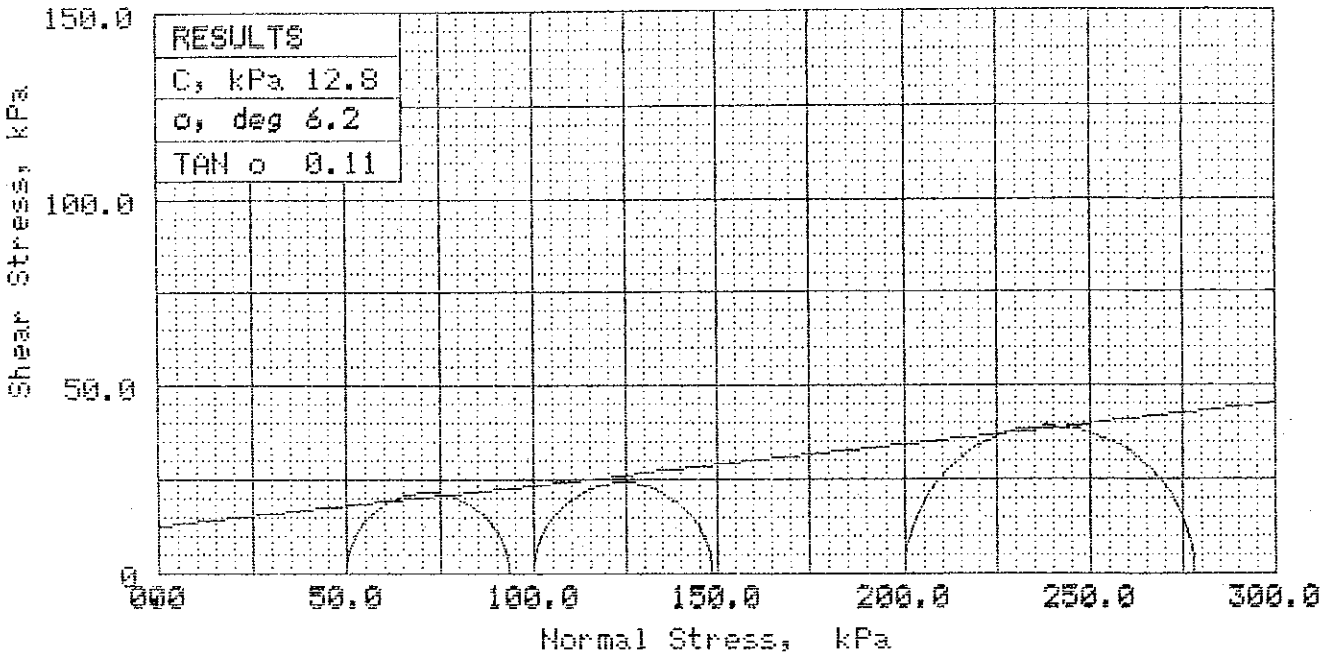

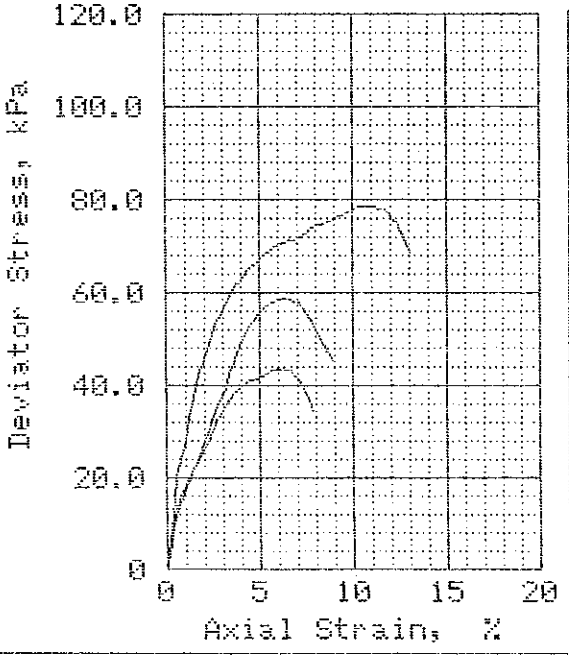

SAMPLE NO.		1	2	3
INITIAL	WATER CONTENT, %	66.5	66.7	67.0
	DRY DENSITY, kN/cu.m	8.7	8.7	8.8
	SATURATION, %	88.1	89.5	90.8
	VOID RATIO	1.999	1.976	1.957
	DIAMETER, cm	3.80	3.80	3.80
	HEIGHT, cm	7.60	7.60	7.60
AT TEST	WATER CONTENT, %	66.5	66.7	67.0
	DRY DENSITY, kN/cu.m	8.7	8.7	8.8
	SATURATION, %	88.2	89.4	90.7
	VOID RATIO	1.999	1.976	1.957
	DIAMETER, cm	3.80	3.80	3.80
	HEIGHT, cm	7.60	7.60	7.60
Strain rate, %/min		1.000	1.000	1.000
BACK PRESSURE, kPa		0.0	0.0	0.0
CELL PRESSURE, kPa		50.0	100.0	200.0
FAILURE STRESS, kPa		43.5	48.7	78.3
PORE PRESSURE, kPa				
ULTIMATE STRESS, kPa				
PORE PRESSURE, kPa				
σ_1 FAILURE, kPa		93.5	148.7	278.3
σ_3 FAILURE, kPa		50	100	200

TYPE OF TEST:
Unconsolidated undrained
SAMPLE TYPE: UNDISTURBED.
DESCRIPTION: SANDY ELASTIC SILT
GREYISH BROWN.
LL= 77.00 PL= 49.00 PI=28.0
SPECIFIC GRAVITY= 2.62
REMARKS: TESTED BY : AMIR.
CHECKED BY : SUDIRMAN.

FIG. NO.

CLIENT:

PROJECT: DEPLOPMENT IKIP BANDUNG (JICA).

SAMPLE LOCATION: BH.4 DEPTH: 10.00-10.50 M

PROJ. NO.: JICA.09/98 DATE: 29 - 09 - 1998

TRIAXIAL SHEAR TEST REPORT

PT. KONAS TUNGGAL SOIL LABORATORY

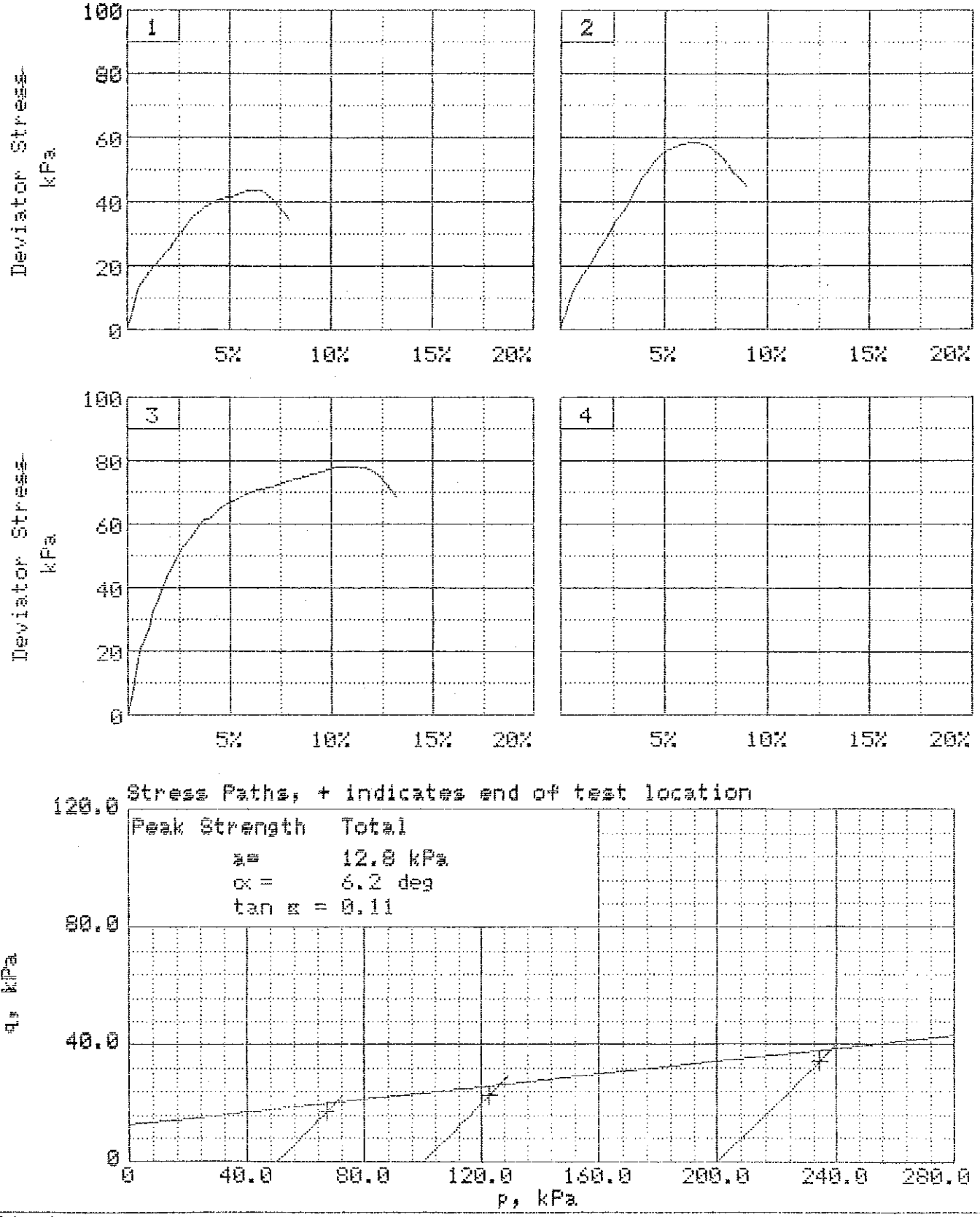

Client:
Project: DEPLOPMENT IKIP BANDUNG (JICA).
Location: BH.4 DEPTH: 10.00-10.50 M
File: TXUU-031 Project No.: JICA.09/98 Page 2/2 Fig. No.____

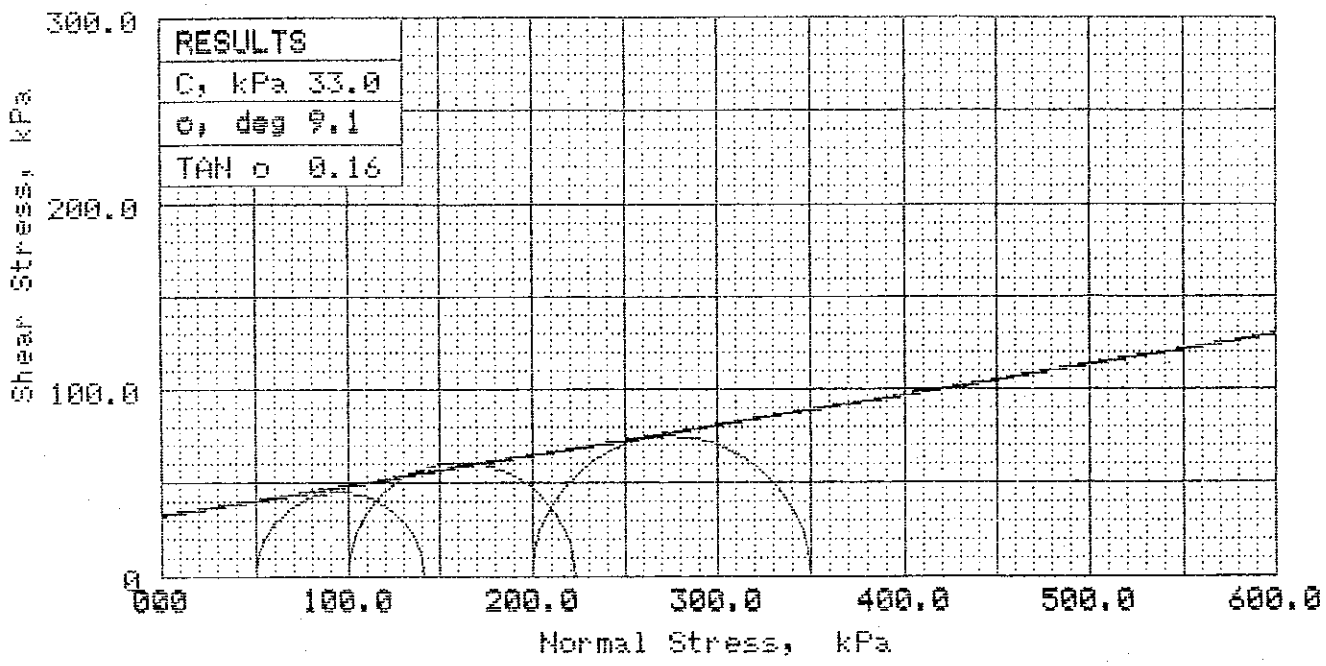

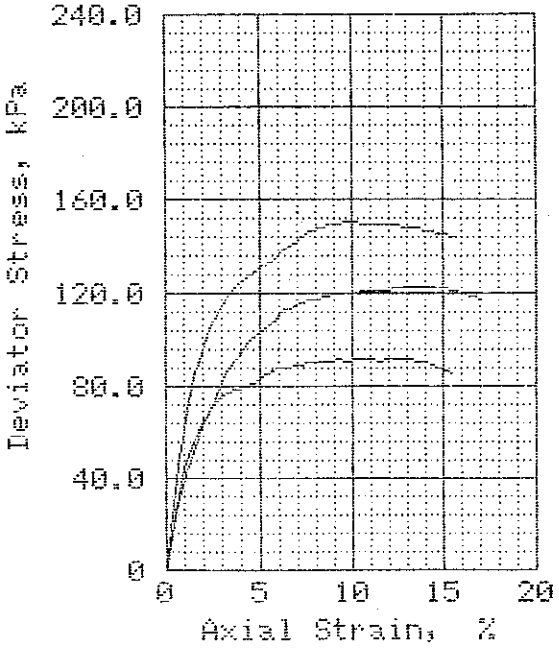

SAMPLE NO.		1	2	3
INITIAL	WATER CONTENT, %	81.2	81.2	83.3
	DRY DENSITY, kN/cu.m	7.4	7.4	7.5
	SATURATION, %	86.3	86.9	89.4
	VOID RATIO	2.455	2.439	2.433
	DIAMETER, cm	3.80	3.80	3.80
	HEIGHT, cm	7.60	7.60	7.60
AT TEST	WATER CONTENT, %	81.2	81.2	83.4
	DRY DENSITY, kN/cu.m	7.4	7.4	7.5
	SATURATION, %	86.3	86.9	89.4
	VOID RATIO	2.455	2.439	2.433
	DIAMETER, cm	3.80	3.80	3.80
	HEIGHT, cm	7.60	7.60	7.60
Strain rate, %/min		1.000	1.000	1.000
BACK PRESSURE, kPa		0.0	0.0	0.0
CELL PRESSURE, kPa		50.0	100.0	200.0
FAILURE STRESS, kPa		91.4	122.7	149.9
PORE PRESSURE, kPa				
ULTIMATE STRESS, kPa				
PORE PRESSURE, kPa				
σ_1 FAILURE, kPa		141.4	222.7	349.9
σ_3 FAILURE, kPa		50	100	200

TYPE OF TEST:
Unconsolidated undrained
SAMPLE TYPE: UNDISTURBED
DESCRIPTION: ELASTIC SILT.
DARK BROWN
LL= 99.00 PL= 63.00 PI=36.0
SPECIFIC GRAVITY= 2.61
REMARKS: TESTED BY : MIRUL

CHECKED BY : SUDIRMAN

FIG. NO.

CLIENT:

PROJECT: DEPLOPMENT IKIP BANDUNG (JICA)

SAMPLE LOCATION: HB.1
3.00 - 3.50 M

PROJ. NO.: JICA.10/98 DATE: 13 - 10 - 1998

TRIAXIAL SHEAR TEST REPORT

PT. KONAS TUNGGAL SOIL LABORATORY

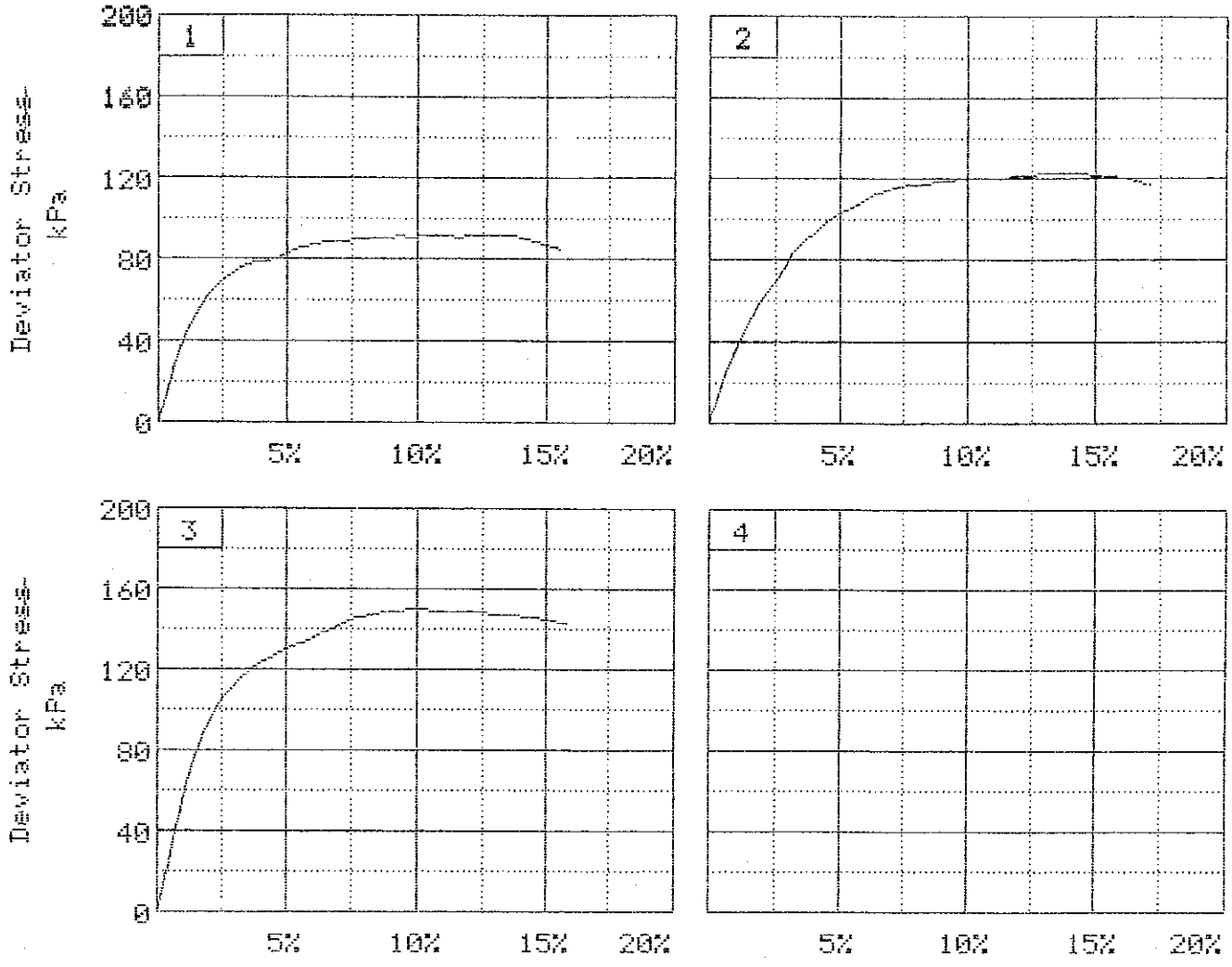

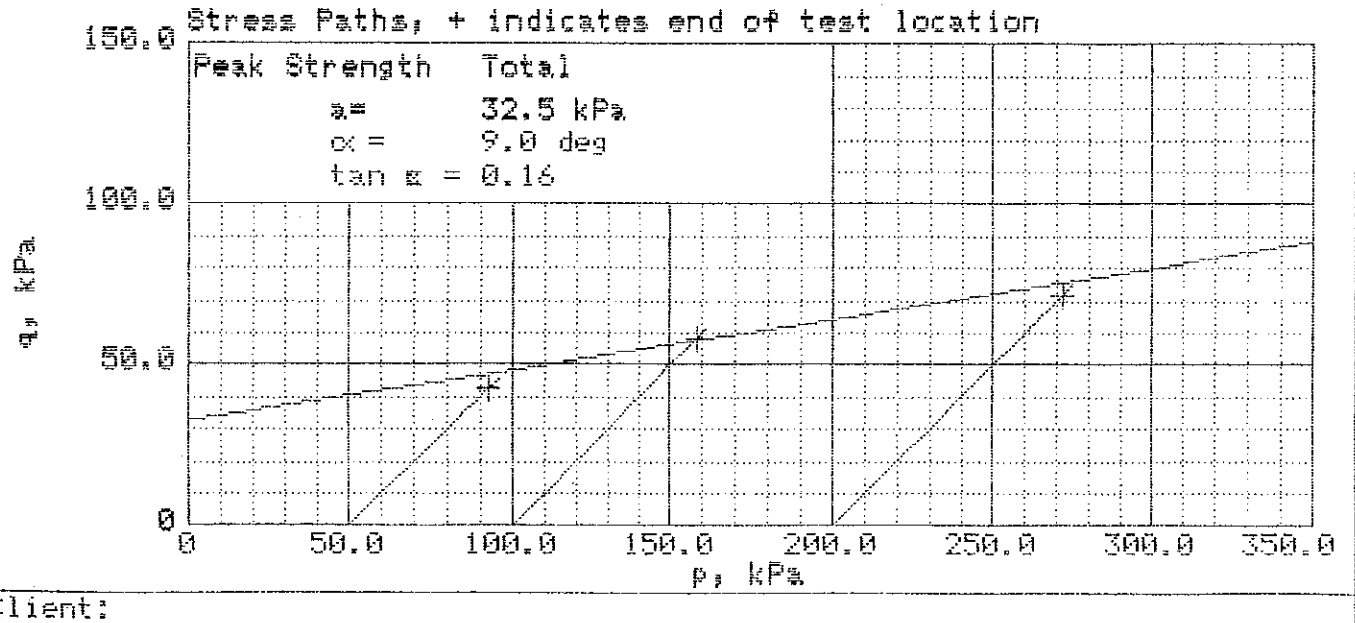

Client:
Project: DEPLOPMENT IKIP BANDUNG (JICA)
Location: HB.1 3.00 - 3.50 M
File: TXUU-038 Project No.: JICA.10/98 Page 2/2 Fig. No.____

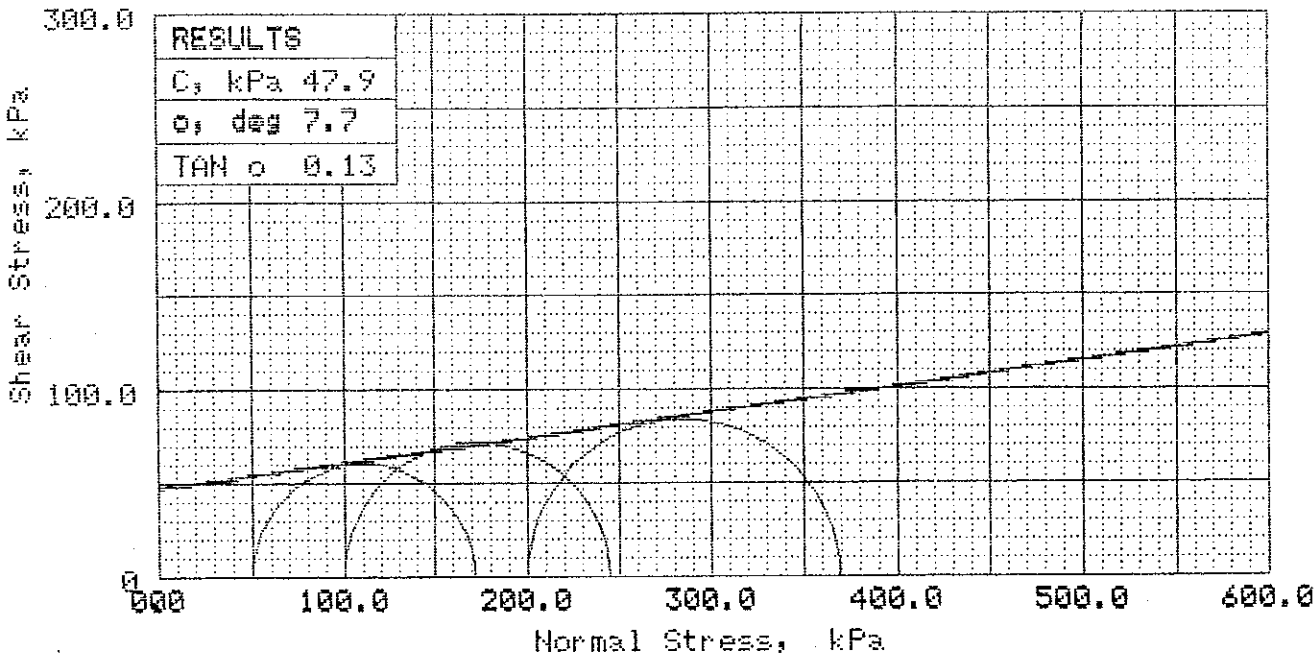

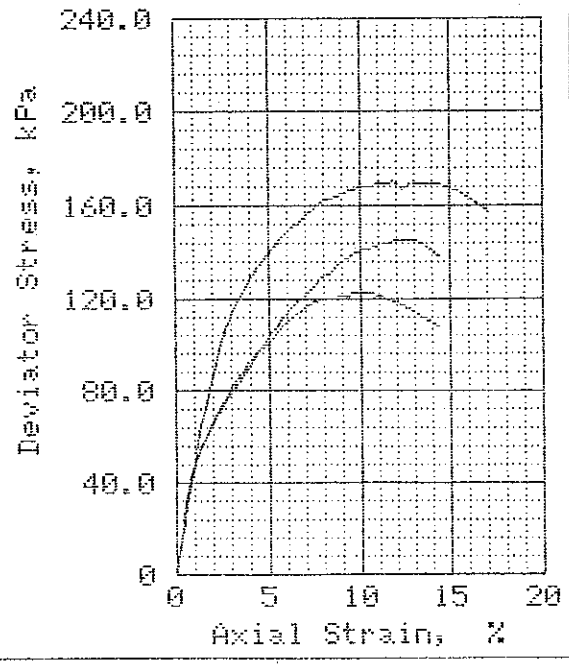

SAMPLE NO.		1	2	3
INITIAL	WATER CONTENT, %	65.5	65.3	65.4
	DRY DENSITY, kN/cu.m	8.9	9.0	9.1
	SATURATION, %	91.1	91.9	94.1
	VOID RATIO	1.884	1.862	1.820
	DIAMETER, cm	3.80	3.80	3.80
	HEIGHT, cm	7.60	7.60	7.60
AT TEST	WATER CONTENT, %	65.5	65.3	65.4
	DRY DENSITY, kN/cu.m	8.9	9.0	9.1
	SATURATION, %	91.1	91.9	94.2
	VOID RATIO	1.884	1.862	1.820
	DIAMETER, cm	3.80	3.80	3.80
	HEIGHT, cm	7.60	7.60	7.60
Strain rate, %/min		1.000	1.000	1.000
BACK PRESSURE, kPa		0.0	0.0	0.0
CELL PRESSURE, kPa		50.0	100.0	200.0
FAILURE STRESS, kPa		122.1	145.0	169.6
PORE PRESSURE, kPa				
ULTIMATE STRESS, kPa				
PORE PRESSURE, kPa				
σ_1 FAILURE, kPa		172.1	245.0	369.6
σ_3 FAILURE, kPa		50	100	200

TYPE OF TEST:
Unconsolidated undrained
SAMPLE TYPE: UNDISTURBED
DESCRIPTION: ELASTIC SILT.
BROWN
LL= 92.00 PL= 51.00 PI=41.0
SPECIFIC GRAVITY= 2.62
REMARKS: TESTED BY : MIRUL

CHECKED BY : SUDIRMAN

FIG. NO.

CLIENT:

PROJECT: DEPLOPMENT IKIP BANDUNG (JICA)

SAMPLE LOCATION: HB.2,
DEPTH : 5.00 - 5.50 M.

PROJ. NO.: JICA.10/98 DATE: 13 - 10 - 1998

TRIAXIAL SHEAR TEST REPORT

PT. KONAS TUNGGAL SOIL LABORATORY

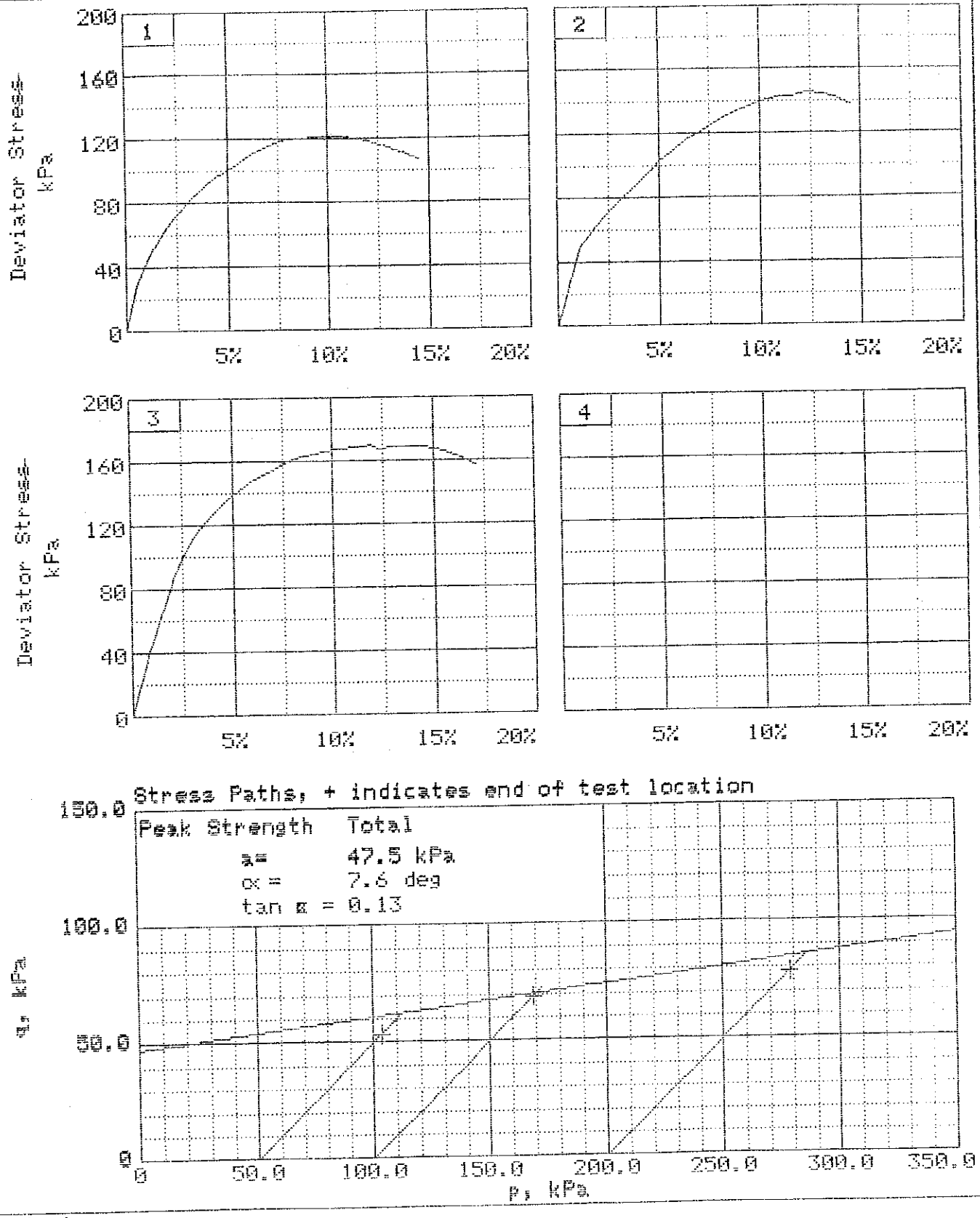

Client:
Project: DEPLOPMENT IKIP BANDUNG (JICA)
Location: HB.2 DEPTH : 5.00 - 5.50 M.
File: TXUU-037 Project No.: JICA.10/98 Page 2/2 Fig. No.____

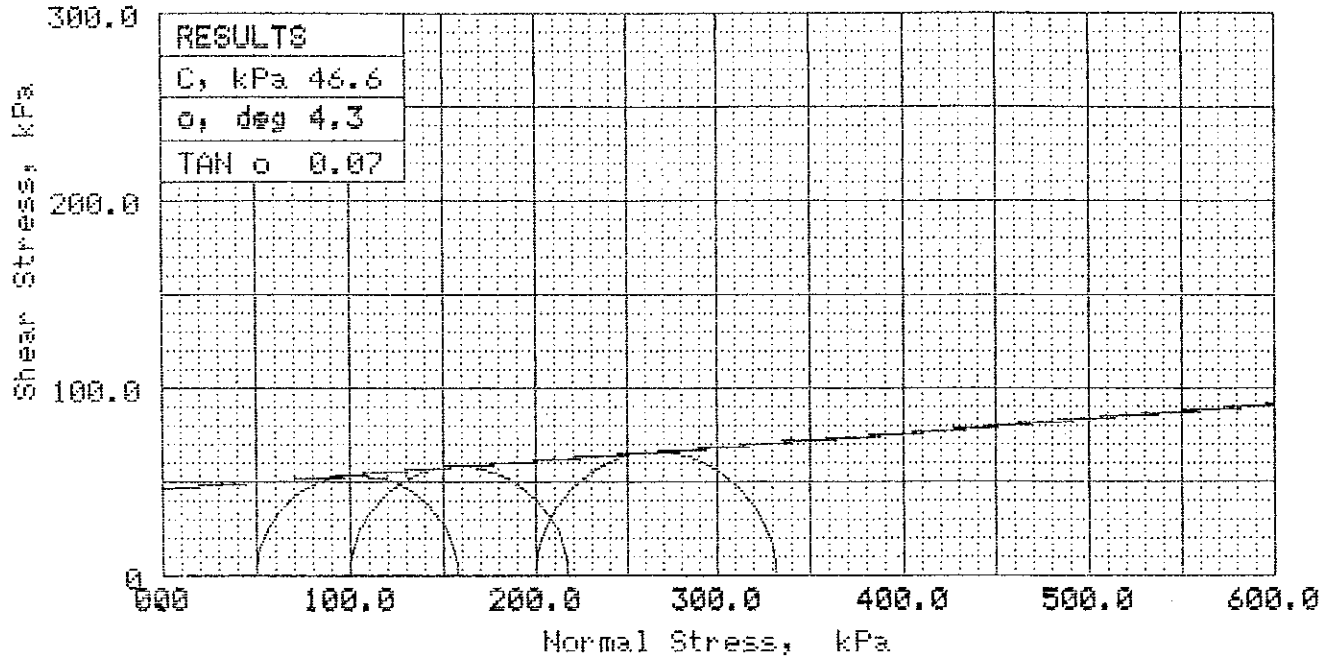

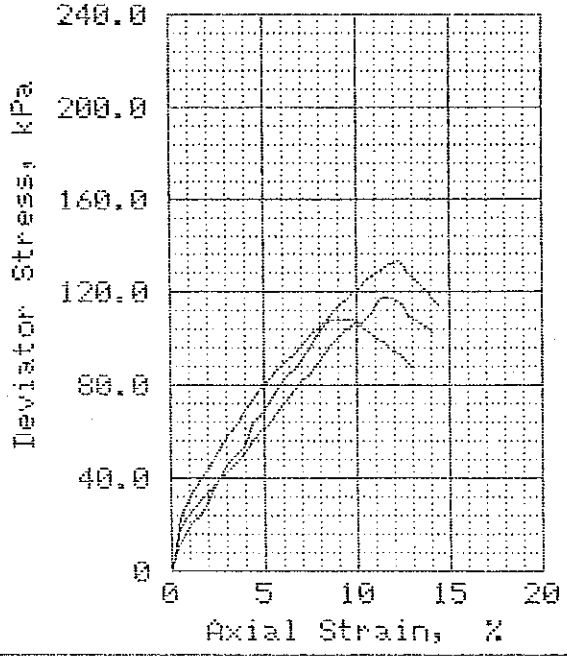

SAMPLE NO.		1	2	3
INITIAL	WATER CONTENT, %	65.3	65.1	65.5
	DRY DENSITY, kN/cu.m	8.7	8.9	9.1
	SATURATION, %	88.0	90.7	94.1
	VOID RATIO	1.952	1.888	1.831
	DIAMETER, cm	3.80	3.80	3.80
	HEIGHT, cm	7.60	7.80	7.60
AT TEST	WATER CONTENT, %	65.3	65.1	65.5
	DRY DENSITY, kN/cu.m	8.7	8.9	9.1
	SATURATION, %	88.1	90.7	94.0
	VOID RATIO	1.952	1.888	1.831
	DIAMETER, cm	3.80	3.80	3.80
	HEIGHT, cm	7.60	7.80	7.60
Strain rate, %/min		1.000	1.000	1.000
BACK PRESSURE, kPa		0.0	0.0	0.0
CELL PRESSURE, kPa		50.0	100.0	200.0
FAILURE STRESS, kPa		108.0	117.1	132.3
PORE PRESSURE, kPa				
ULTIMATE STRESS, kPa				
PORE PRESSURE, kPa				
σ_1 FAILURE, kPa		158.0	217.1	332.3
σ_3 FAILURE, kPa		50	100	200

TYPE OF TEST:
Unconsolidated undrained
SAMPLE TYPE: UNDISTURBED
DESCRIPTION: ELASTIC SILT.
BROWN
LL= 71.00 PL= 38.00 PI=33.0
SPECIFIC GRAVITY= 2.63
REMARKS: TESTED BY : IWAN RN

CHECKED BY : SUDIRNAM

FIG. NO.

CLIENT:

PROJECT: DEPLOPMENT IKIP BANDUNG (JICA)

SAMPLE LOCATION: HB.3
DEPTH : 7.00 - 7.50 M

PROJ. NO.: JICA.10/98 DATE: 13 - 10 - 1998

TRIAXIAL SHEAR TEST REPORT

PT. KONAS TUNGGAL SOIL LABORATORY

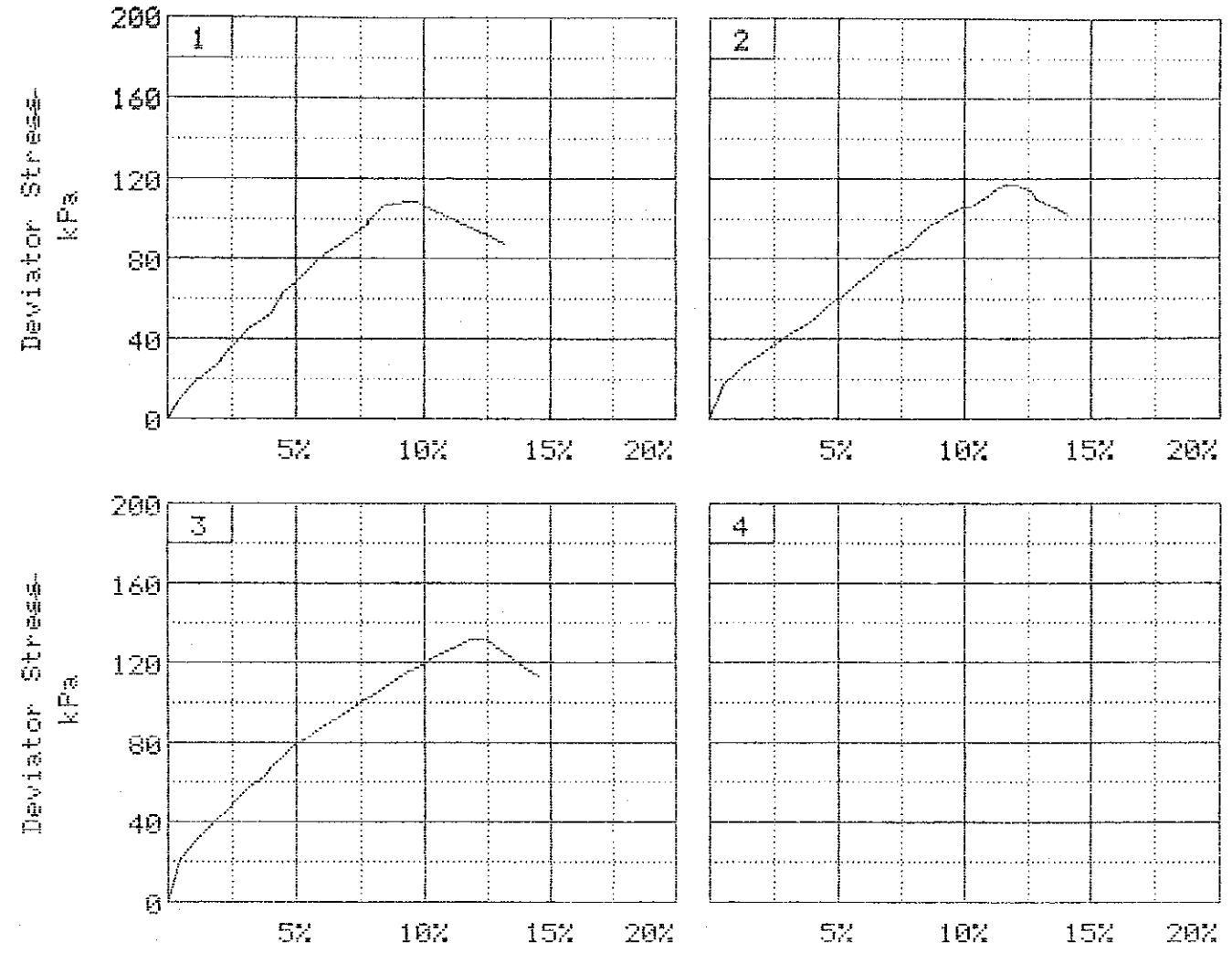

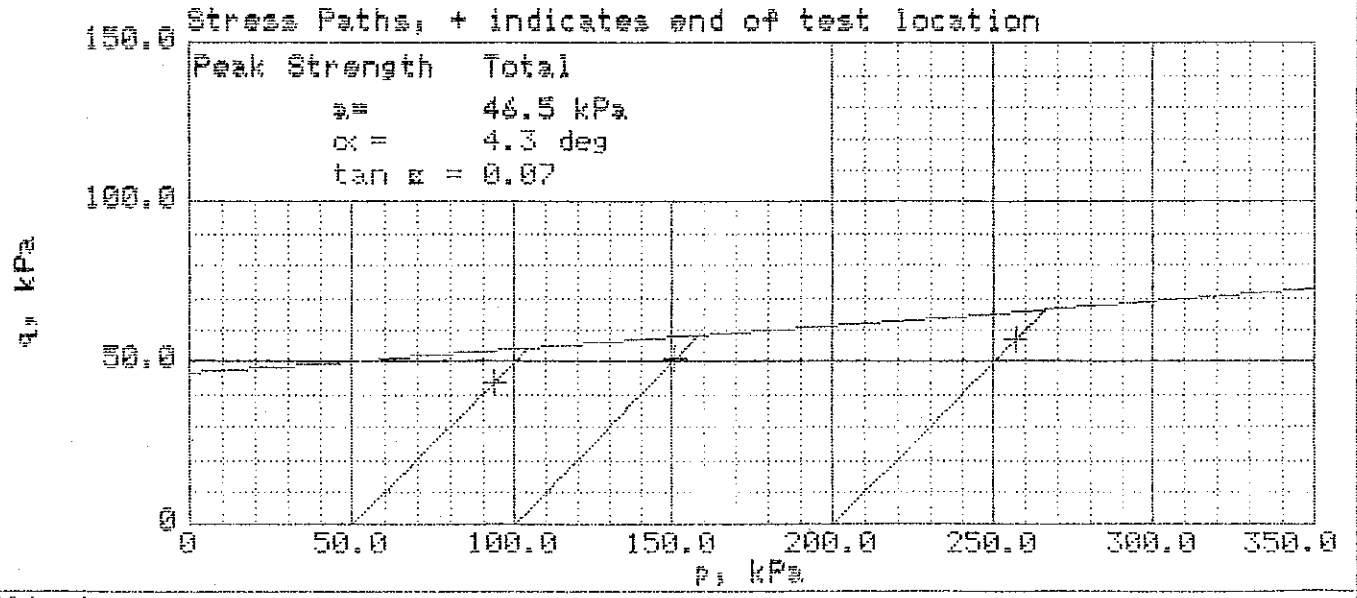

Client:
Project: DEPLOPMENT IKIP BANDUNG (JICA)
Location: HB.3 DEPTH : 7.00 - 7.50 M
File: TXUU0-50 Project No.: JICA.10/98 Page 2/2 Fig. No.____

CONSOLIDATION TEST REPORT

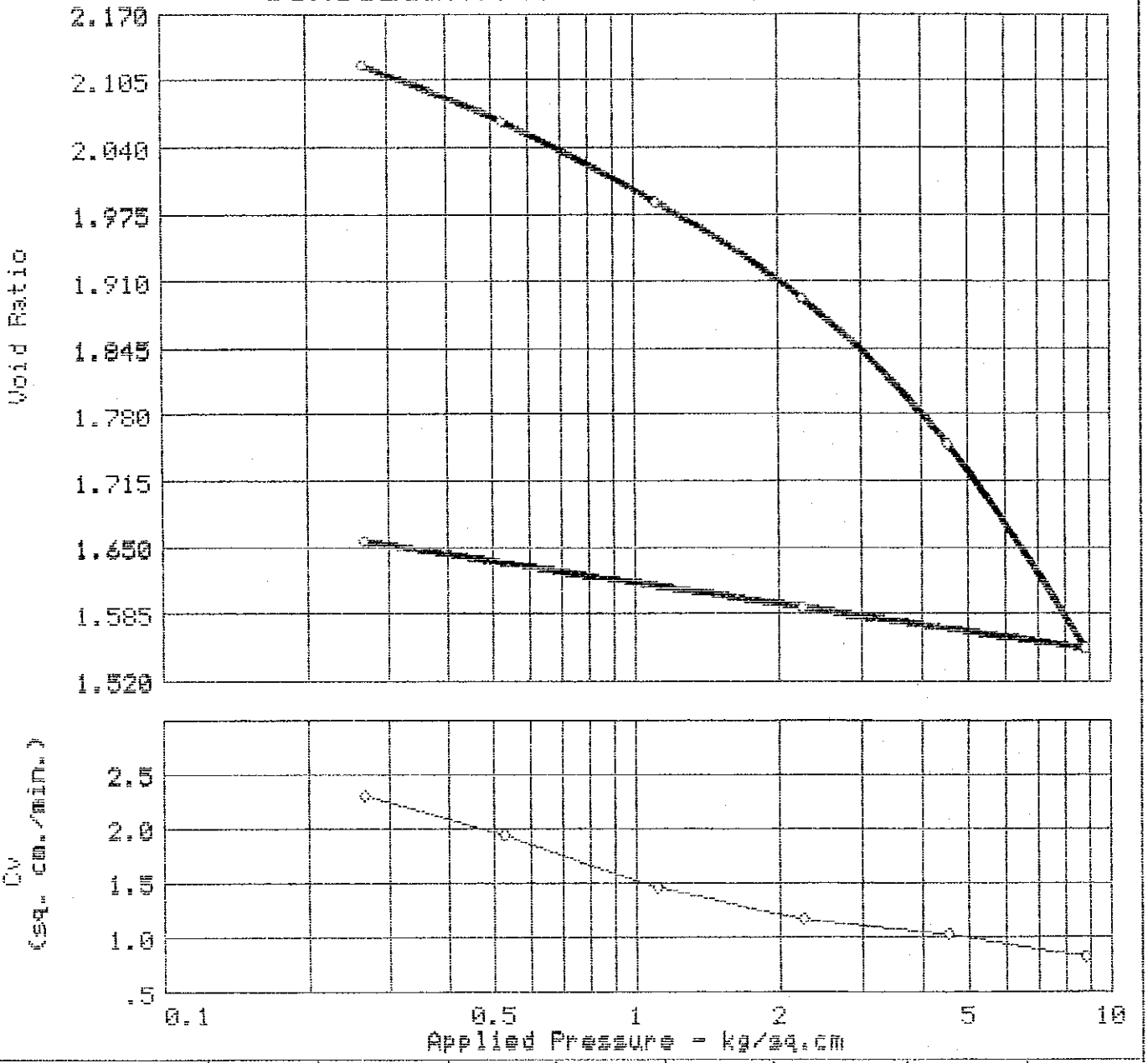

Swell press.	Nat. Sat.	Nat. Moist.	Dry Density	LL	PI	Sp.Gr.	Precons. press.	C_c	e_o
	80.5 %	66.0	881.6	48.00	44.00	2.71	4.67	0.69	2.2210

TEST RESULTS

Compression Index = 0.69

MATERIAL DESCRIPTION

GRYISH BROWN
SANDY SILT WITH GRAVEL.

Class: ML.

Project No.:
Project: DEPLOPMENT IKIP BANDUNG (JICA)
Location: BH. 1 DEPTH: 7.00 - 7.50 M

Date: 07 - 10 - 1998

Remarks:

TESTED BY : HERNA.
CHECKED BY : SUDIRMAN

CONSOLIDATION TEST REPORT

PT KONAS TUNGGAL, JLN GAJAHLUMANTUNG 7, BANDUNG

Fig. No._____

CONSOLIDATION TEST REPORT

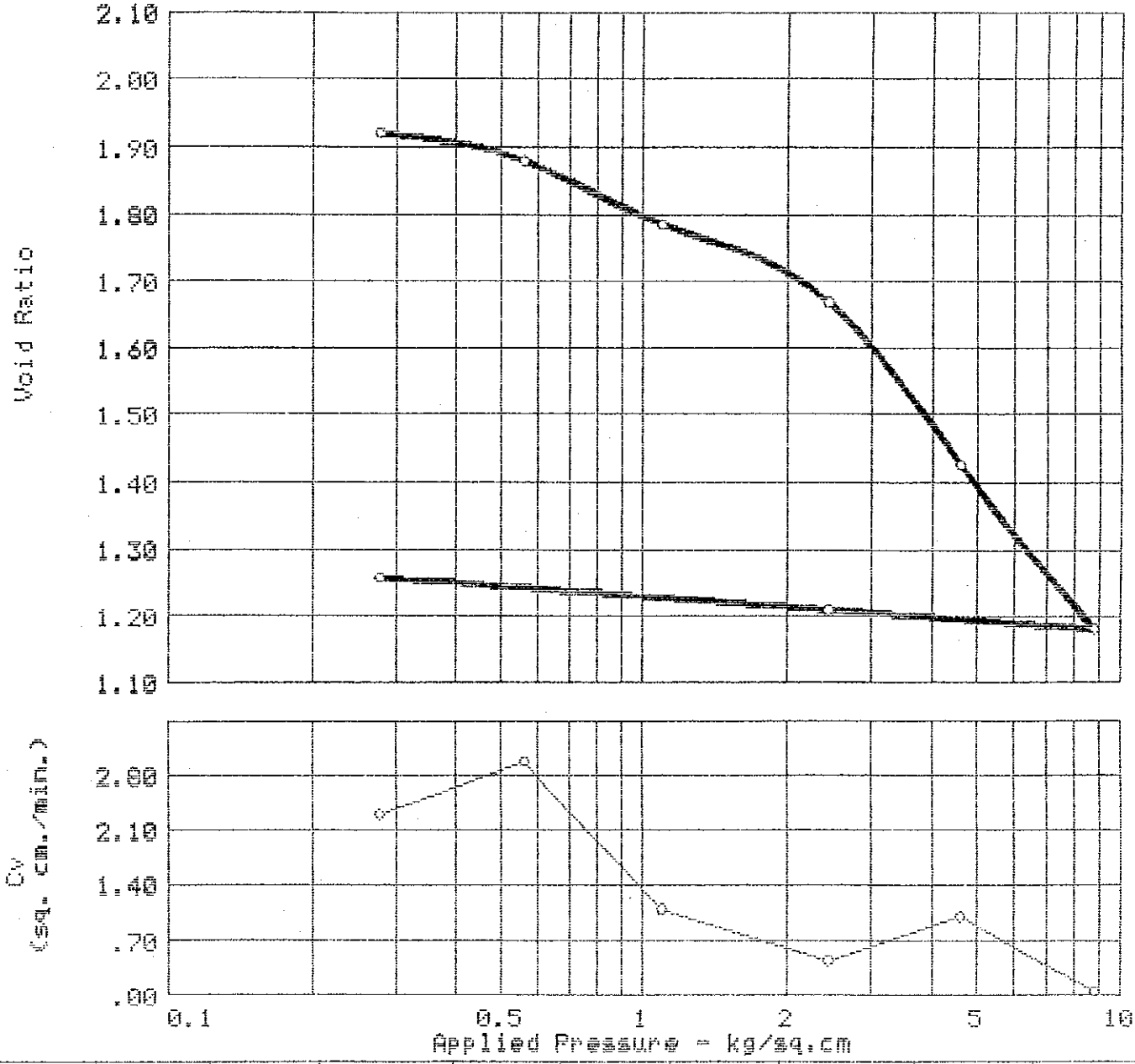

Swell press.	Nat. Sat.	Nat. Moist.	Dry Density	LL	PI	Sp.Gr.	Precons. press.	C_c	e_o
	92.3 %	69.0	975.9	85.00	36.00	2.67	2.56	0.86	1.9949

TEST RESULTS

Compression Index = 0.86

MATERIAL DESCRIPTION

LIGHT BROWN
ELASTIC SILT

Class: MH

Project No.:
Project: DEPLOPMENT IKIP BANDUNG (JICA)
Location: BH. 1 DEPTH: 8.00 - 8.50 M

Date: 07 - 10 - 1998

Remarks:

TESTED BY : HERNA.
CHECKED BY : SUDIRMAN

CONSOLIDATION TEST REPORT

PT KONAS TUNGGAL, JLN GAJAHLUMANTUNG 7, BANDUNG

Fig. No.

CONSOLIDATION TEST REPORT

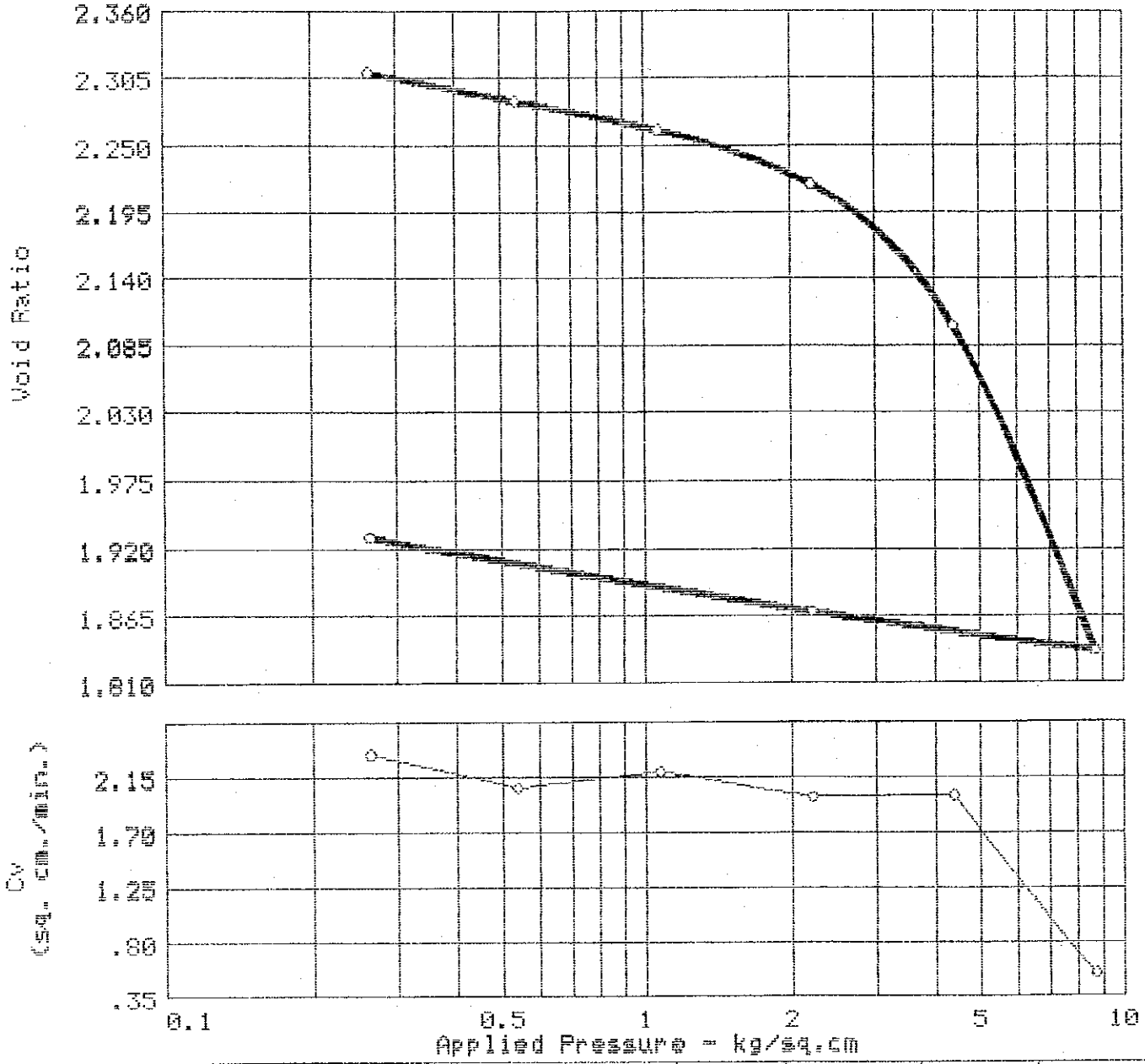

Swell press.	Nat. Sat.	Nat. Moist.	Dry Density	LL	PI	Sp.Gr.	Precons. press.	C_c	e_o
	83.7 %	74.3	837.5	100.00	33.00	2.67	4.56	0.89	2.3725

TEST RESULTS

Compression Index = 0.89

MATERIAL DESCRIPTION

LIGHT BROWN
ELASTIC SILT.

Class: MH.

Project No.:
Project: DEPLOPMENT IKIP BANDUNG (JICA)
Location: BH.2 DEPTH: 3.00 - 3.50 M

Date: 07 - 10 - 1990

Remarks:

TESTED BY : HERNA.
CHECKED BY : SUDIRMAN

CONSOLIDATION TEST REPORT

PT KONAS TUNGGAL, JLN GAJAHLUMANTUNG 7, BANDUNG

Fig. No._____

CONSOLIDATION TEST REPORT

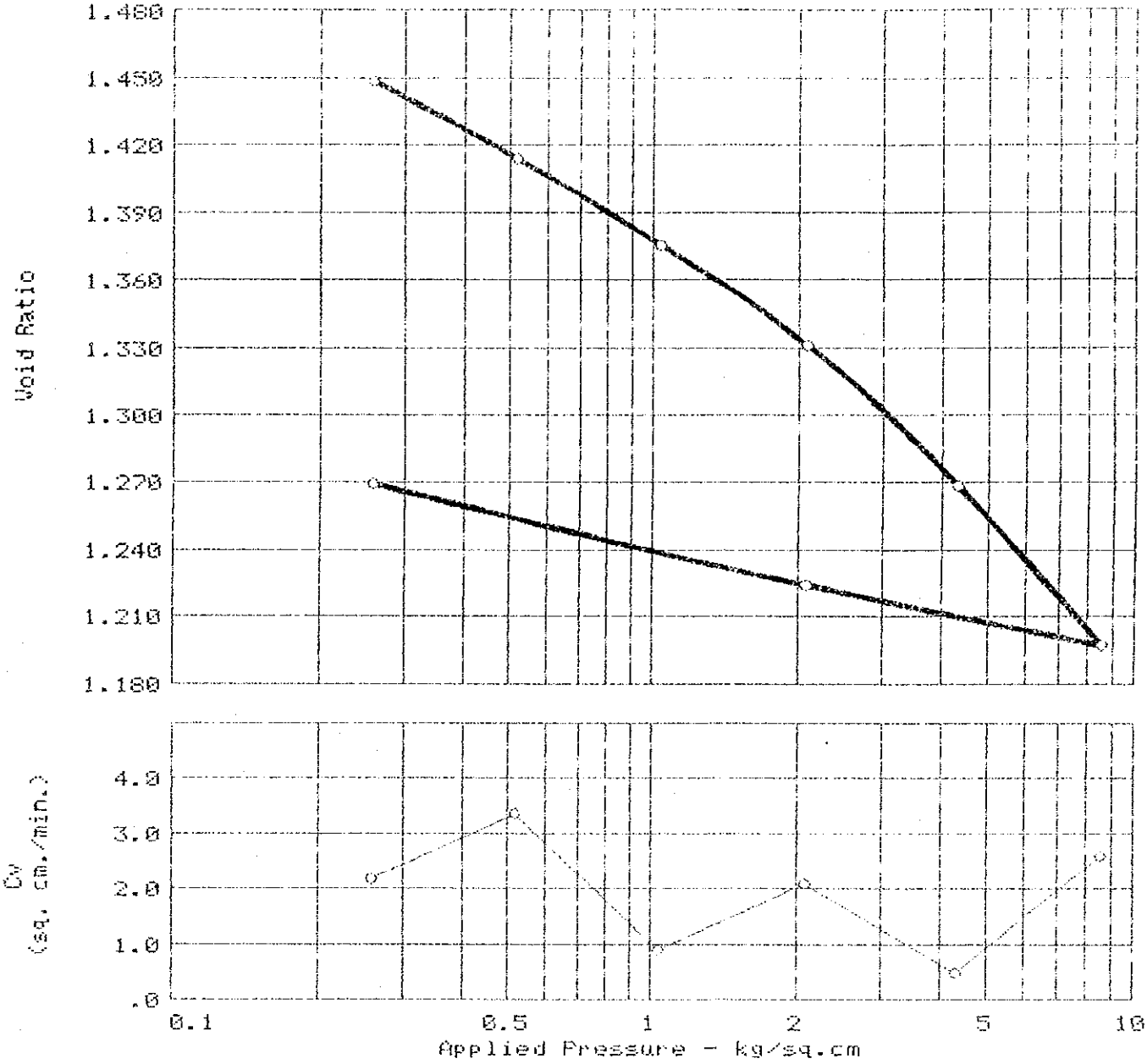

Swell press.	Nat. Sat.	Nat. Moist.	Dry Density	LL	PI	Sp.Gr.	Precons. press.	C_c	e_o
	96.6 %	53.3	1188.4	48.00	22.00	2.71	2.90	0.24	1.4952

TEST RESULTS

Compression Index = 0.24

Project No.:
Project: DEPLOPMENT IKIP BANDUNG (JICA)
Location: BH.2 DEPTH: 9.00 - 9.50 M

Date: 07 - 10 - 1998

CONSOLIDATION TEST REPORT

PT KONAS TUNGGAL, JLN GAJAHLUMANTUNG 7, BANDUNG

MATERIAL DESCRIPTION

LIGHT BROWN
SANDY LEAN CLAY.

Class: CL.

Remarks:

TESTED BY : HERNA.
CHECKED BY : SUDIRMAN

Fig. No.

CONSOLIDATION TEST REPORT

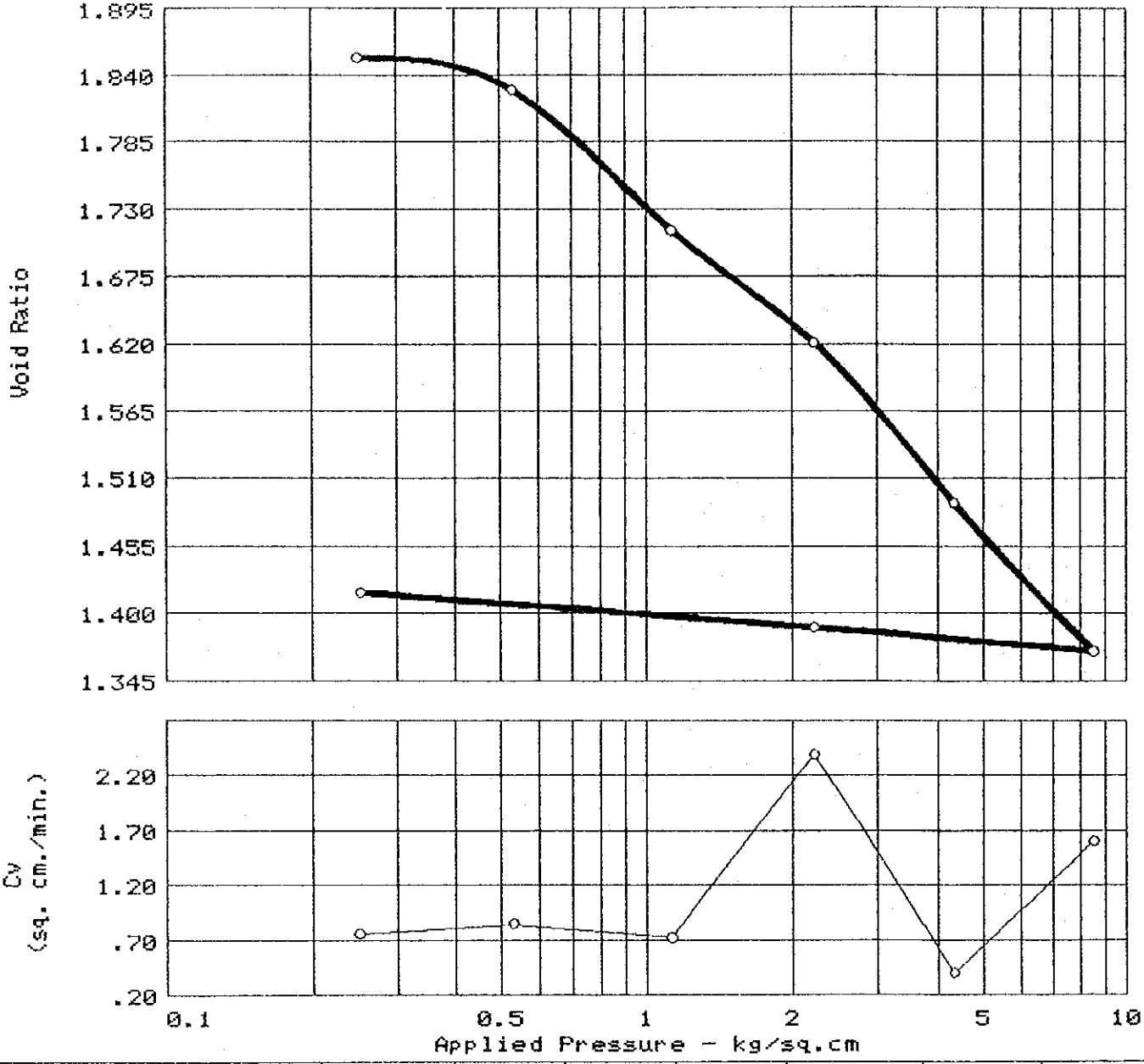

Swell press.	Nat. Sat.	Nat. Moist.	Dry Density	LL	PI	Sp.Gr.	Precons. press.	C_c	e_o
	92.2 %	65.5	942.5	100	43	2.63	0.74	0.41	1.8689

TEST RESULTS

Compression Index = 0.41

Project No.:
Project: DEPLOPMENT IKIP BANDUNG (JICA)
Location: BH. 3 DEPTH: 3.00 - 3.50 M

Date: 07 - 10 - 1998

CONSOLIDATION TEST REPORT

PT KONAS TUNGGAL, JLN GAJAHLUMANTUNG 7, BANDUNG

MATERIAL DESCRIPTION

DARK BROWN
ELASTIC SILT

Class: MH

Remarks:

TESTED BY : TRIADI CS
CHECKED BY : SUDIRMAN

Fig. No. _____

CONSOLIDATION TEST REPORT

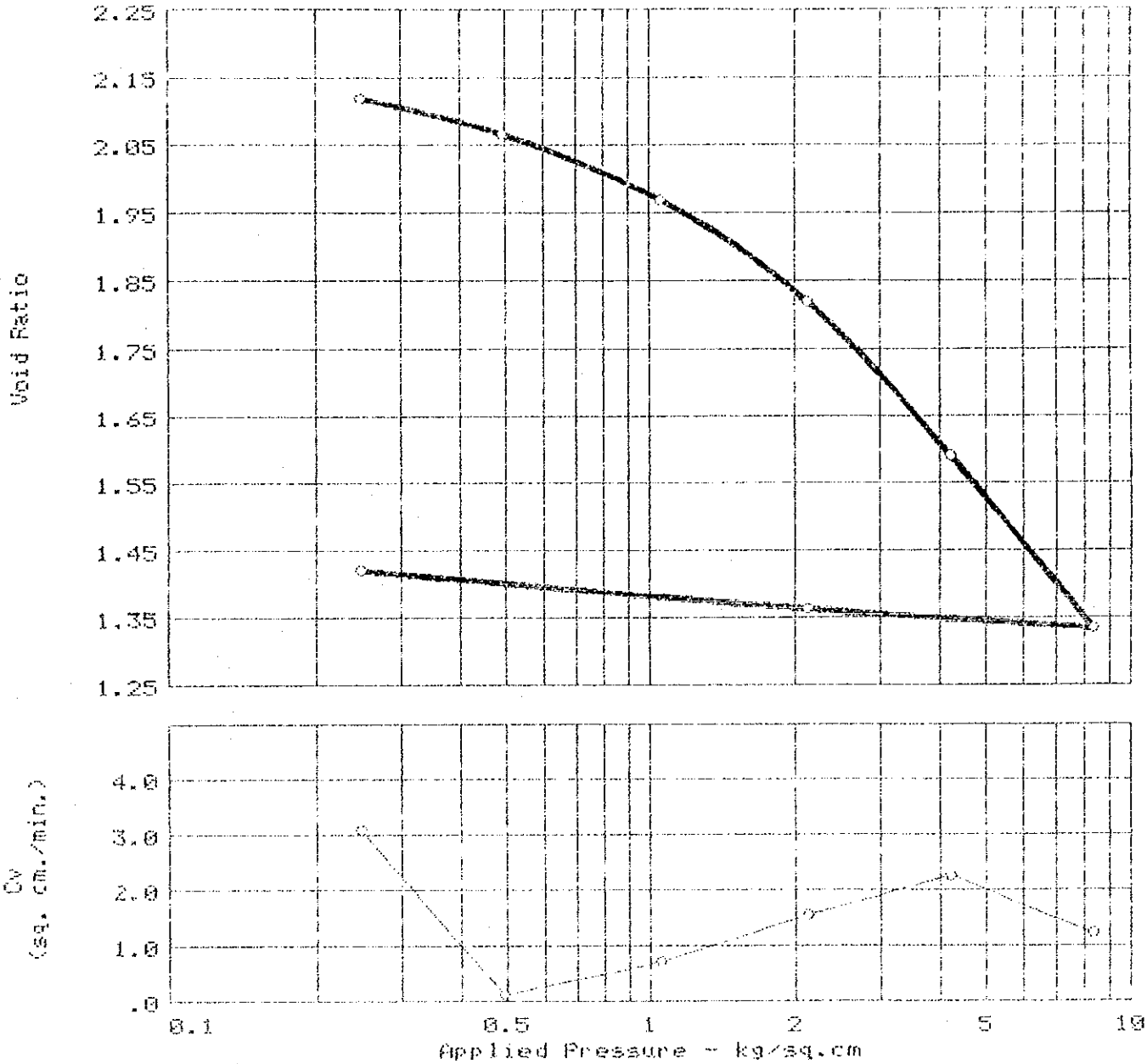

Swell press.	Nat. Sat.	Nat. Moist.	Dry Density	LL	PI	Sp.Gr.	Precons. press.	C_c	e_o
	78.8 %	64.3	881.6	780	34	2.64	2.64	0.86	2.1559

TEST RESULTS

Compression Index = 0.86

Project No.:
Project: DEPLOPMENT IKIP BANDUNG (JICA)
Location: BH. 3 DEPTH: 9.00 - 9.50 M

Date: 07 - 10 - 1990

CONSOLIDATION TEST REPORT

PT KONAS TUNGGAL, JLN GAJAHLUMANTUNG 7, BANDUNG

MATERIAL DESCRIPTION

BROWN
ELASTIC SILT

Class: MH

Remarks:

TESTED BY : TRIADI CS
CHECKED BY : SUDIRMAN

Fig. No. _____

CONSOLIDATION TEST REPORT

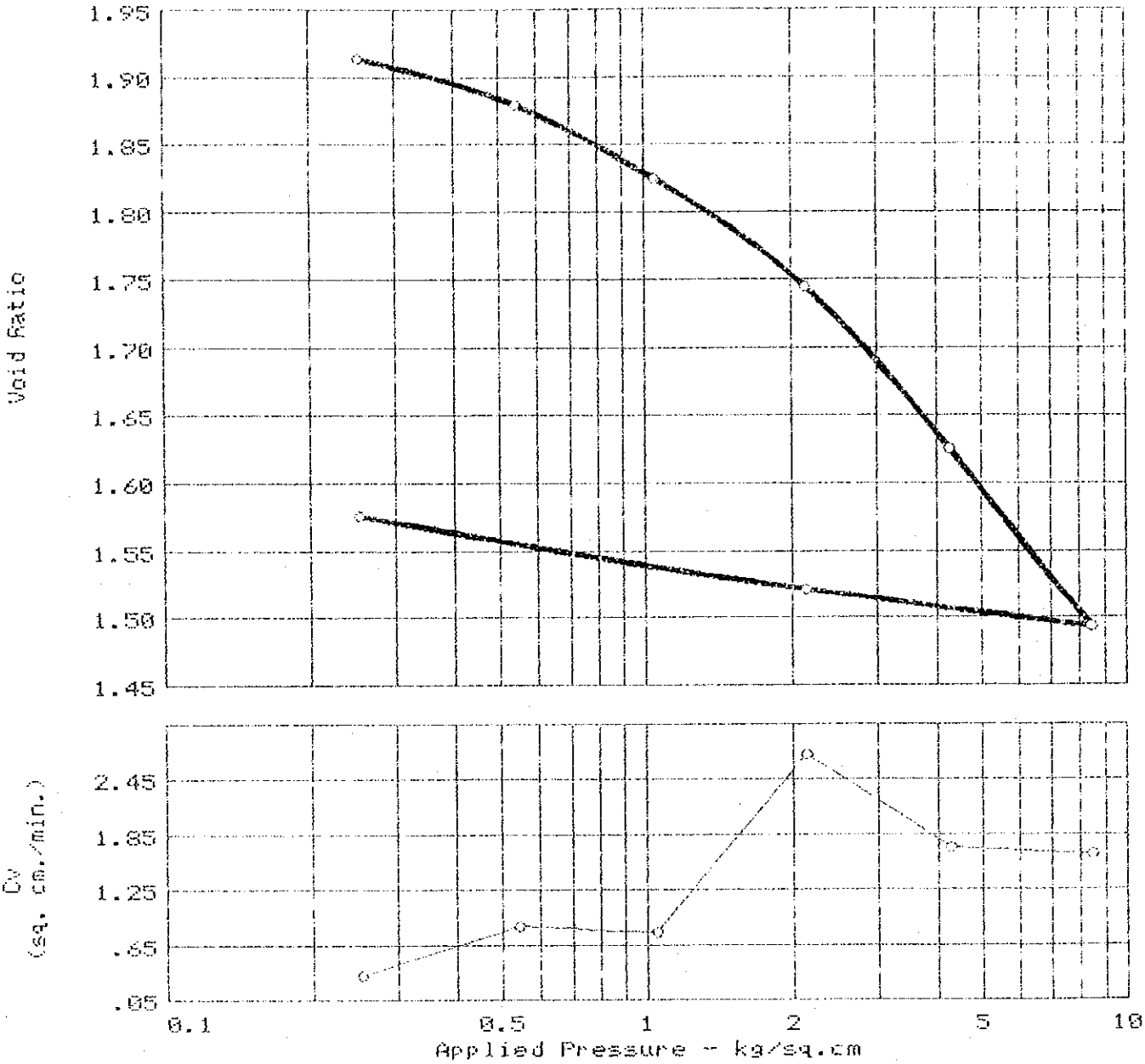

Swell press.	Nat. Sat.	Nat. Moist.	Dry Density	LL	PI	Sp.Gr.	Precons. press.	C_c	e_o
	97.3 %	72.5	902.0	82	16	2.63	2.68	0.44	1.9593

TEST RESULTS

Compression Index = 0.44

Project No.:
Project: DEPLOPMENT IKIP BANDUNG (JICA)
Location: BH. 4 DEPTH: 2.00 - 2.50 M

Date: 07 - 10 - 1998

CONSOLIDATION TEST REPORT

PT KONAS TUNGGAL, JLN GAJAHLUMANTUNG 7, BANDUNG

MATERIAL DESCRIPTION

DARK BROWN
ELASTIC SILT

Class: MH

Remarks:

TESTED BY : TRIADI CS
CHECKED BY : SUDIRMAN

Fig. No.

CONSOLIDATION TEST REPORT

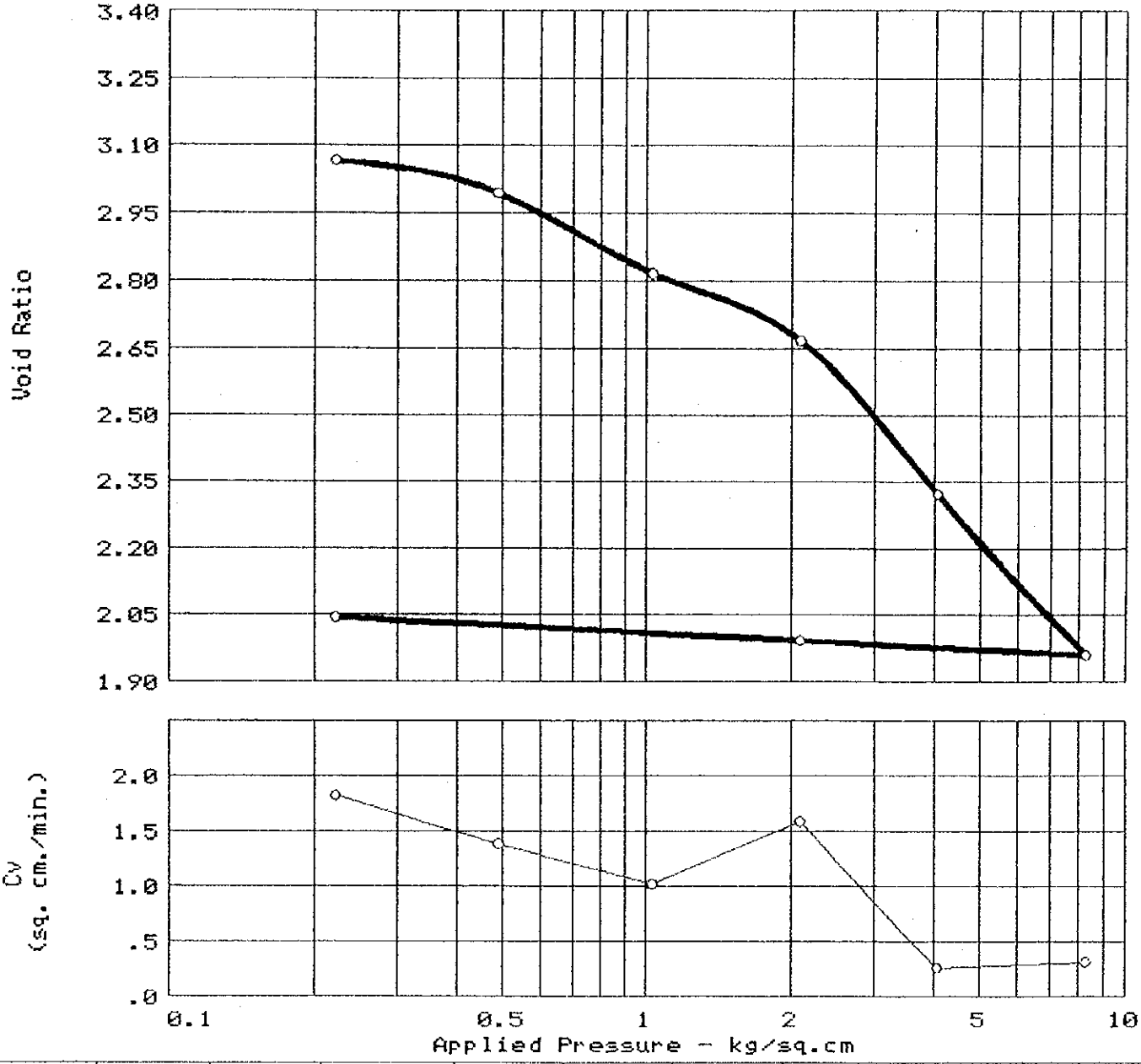

Swell press.	Nat. Sat.	Nat. Moist.	Dry Density	LL	PI	Sp.Gr.	Precons. press.	C_c	e_o
	77.4 %	91.1	680.7	95	41	2.62	2.28	1.17	3.0828

TEST RESULTS

Compression Index = 1.17

Project No.:
Project: DEPLOPMENT IKIP BANDUNG (JICA)
Location: BH. 4 DEPTH: 5.00 - 5.50 M

Date: 07 - 10 - 1998

CONSOLIDATION TEST REPORT

PT KONAS TUNGGAL, JLN GAJAHLUMANTUNG 7, BANDUNG

MATERIAL DESCRIPTION

BROWN
ELASTIC SILT

Class: MH

Remarks:

TESTED BY : TRIADI CS
CHECKED BY : SUDIRMAN

Fig. No.

CONSOLIDATION TEST REPORT

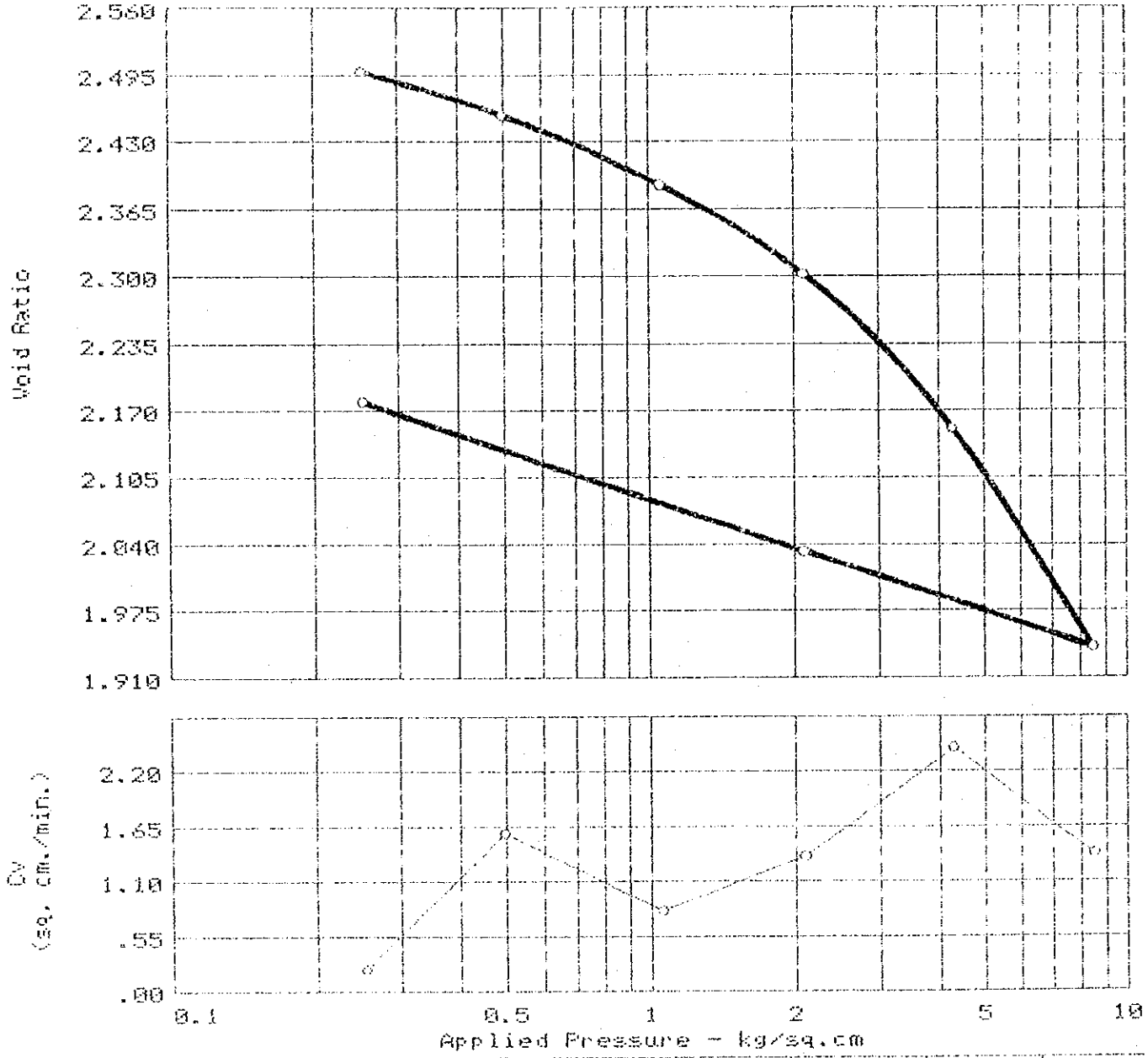

Swell press.	Nat. Sat.	Nat. Moist.	Dry Density	LL	PI	Sp.Gr.	Precons. press.	C_c	e_o
	83.6 %	81.2	784.2	99.00	36.00	2.61	4.44	0.71	2.5343

TEST RESULTS

Compression Index = 0.71

Project No.:
Project: DEPLOPMENT IKIP BANDUNG (JICA)
Location: HB.1 DEPTH: 3.00 - 3.50 M

Date: 18 - 10 - 1998

CONSOLIDATION TEST REPORT

PT KONAS TUNGGAL, JLN GAJAHLUMANTUNG 7, BANDUNG

MATERIAL DESCRIPTION

DARK BROWN
ELASTIC SILT

Class: MH

Remarks:

TESTED BY : TRIADI CS.
CHECKED BY : SUDIRMAN

Fig. No.

CONSOLIDATION TEST REPORT

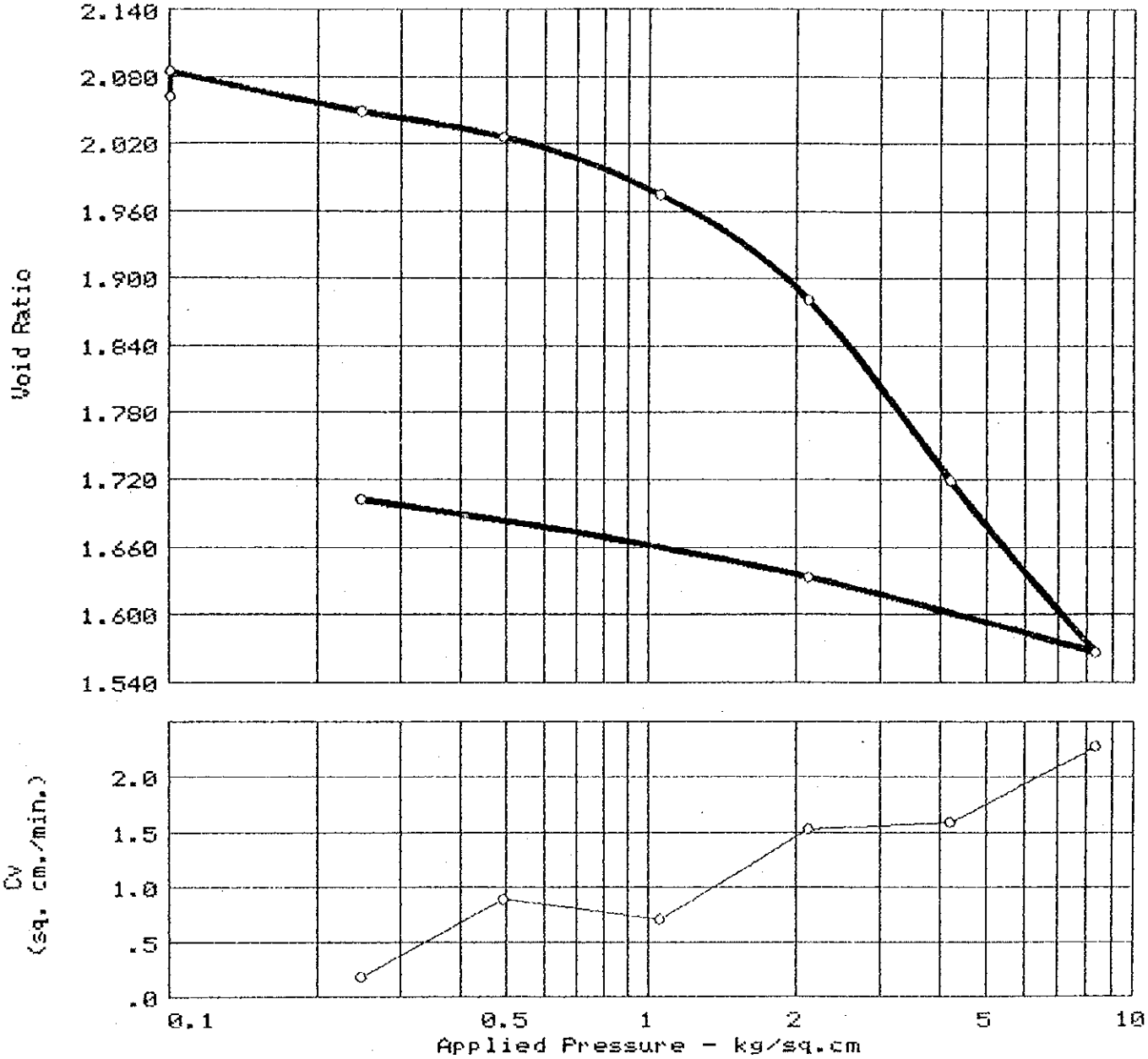

Swell press.	Nat. Sat.	Nat. Moist.	Dry Density	LL	PI	Sp.Gr.	Precons. press.	C_c	e_o
0.07	80.5 %	63.4	896.2	92.00	41.00	2.62	2.04	0.51	2.0621

TEST RESULTS

Percent swell = 0.7

Project No.:
Project: DEPLOPMENT IKIP BANDUNG (JICA)
Location: HB.2 DEPTH: 5.00 - 5.50 M

Date: 18 - 10 - 1998

CONSOLIDATION TEST REPORT

PT KONAS TUNGGAL, JLN GAJAHLUMANTUNG 7, BANDUNG

MATERIAL DESCRIPTION

BROWN
ELASTIC SILT

Class: MH

Remarks:

TESTED BY : TRIADI CS.
CHECKED BY : SUDIRMAN

Fig. No._____

CONSOLIDATION TEST REPORT

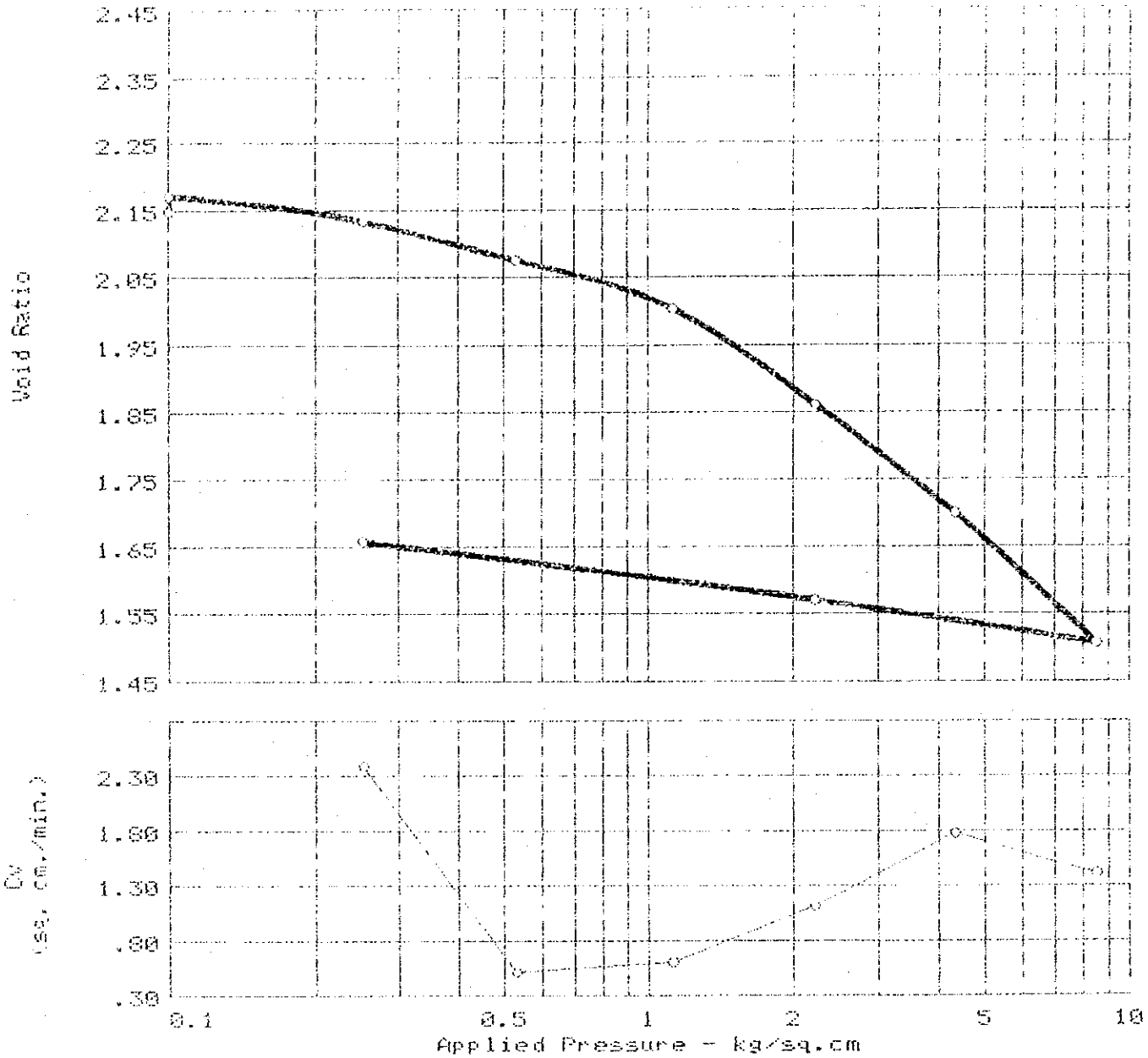

Swell press.	Nat. Sat.	Nat. Moist.	Dry Density	LL	PI	Sp.Gr.	Precons. press.	C_c	e_o
0.09	80.2 %	65.5	869.0	71.00	33.00	2.63	1.77	0.65	2.1488

TEST RESULTS

Percent swell = 0.7

Project No.:
Project: DEPLOPMENT IKIP BANDUNG (JICA)
Location: HB.3 DEPTH: 7.00 - 7.50 M

Date: 18 - 10 - 1998

CONSOLIDATION TEST REPORT

PT KONAS TUNGGAL, JLN GAJAHLUMANTUNG 7, BANDUNG

MATERIAL DESCRIPTION

BROWN
ELASTIC SILT

Class: MH

Remarks:

TESTED BY : TRIADI CS.
CHECKED BY : SUDIRMAN

Fig. No.