

6.9 PIB Verification Result Quarterly Report A1 Retrieval

Volume II Figure 2.6.2-10 and Table 2.6.2-10 show the outline of PIB Verification Result Quarterly Report A1 Retrieval Process. As a result of System Design, the process is designed as below. Volume III Appendix A is referred to understand how to view figures and tables.

- Process Procedure

- 1) Retrieval of PIB Verification Result Quarterly Report A1

- i) Input

Read inputted data from Retrieval Window. Table 6.9-3 shows details of data items on the window. Although DJBC Office code is usually 6 digits and this represents a service office, retrieval of reports related to a specific regional office is required for this process. This is done by entering the first 2 digits of the Office code, which represents a specific regional office.

- ii) Input Check

Check value of inputted data following Table 6.9-4.

- iii) Code Retrieval

When Regional Office code and Period of Report are inputted on Retrieval Window, data from the database and code tables are retrieved. Table names of the database are shown in Table 6.9-5. Table 6.9-1 shows list and location of codes to be used.

Table 6.9-1: List of codes

Code	Location of Table	Note
Office Code	Client	—
Method of Customs Values	Client	The code refers to a specific description.
NPWP of Importer	Server	—
PIB Declaration No.	Server	Date of Customs Declaration is also necessary.

- iv) Retrieval

Retrieve data from the databases and code tables. Table names of the databases are shown in Table 6.9-5.

v) Output

Print out PIB Verification Result Quarterly Report A1 or transfer data to client computer, depending on the selected check box. Table 6.9-5 shows details of data items to be printed or transferred.

2) Print Out / Data Transfer of PIB Verification Result Quarterly Report A1

- i) Read data from necessary records which are specified in Retrieval Window such as Regional Office code and the period of verification. Table 6.9-5 shows details of data items and the related database.
- ii) NPWP is retrieved at first, using the inputted Regional Office code, and the Year/Months will then be retrieved. All other necessary items related to this NPWP and the Months will be retrieved at last.
- iii) Several records for specified months will be retrieved and the record will be added together to make the total number for the each item.
- iv) Retrieve the total amount and then print out PIB Verification Result Quarterly Report A1 if "Print Out" check box is selected. Transfer data into the storage device of client computer with "CSV" format to save PIB Verification Result Quarterly Report A1 item calculation if "Data Out" check box is selected. Figure 6.9-2 shows the layout of this report. Each box (except for Importer name, NPWP and Verification Period) will have the total amount of the specific item for the related importer during the specified period (Period of Verification).
- v) There will be 40 lines (40 importers) listed in a page.

- Window Layout / Report Layout

- Window

- Retrieval Window

Figure 6.9-1

-

- Quarterly Report A1

Figure 6.9-2

- Error Procedure

Display an error message following Table 6.9-2.

Table 6.9-2: Error Procedure

Case	Error Contents	Message ID	Note
1)-ii)	An error is detected at Input Check.	See Table 6.4-4	—
1)-iv), 1)-v)	SQL returned an error code.	E0000001	Fill in the blank part of the message text with the error code.
1)-iii)	The code to be retrieved does not exist in the code table.	E0000008	—
1)-iv)	The record to be retrieved does not exist.	E0000002	—

- Restriction

None.

- Note

- “Print Out” check box is selected on default.
- For details of each message, see Volume II 1.4.




Figure 6.9-1: Window Layout for PIB Verification Result Quarterly Report A1 (Retrieval Window)

Table 6.9-3: List of Items (Window Name: PIB Verification Result Quarterly Report A1 Retrieval (Retrieval Window))

No.	Item Name	Level			Description	Item in File	Note
		1	2	3			
1	Regional Office <i>KWBC</i>	✓			Regional Office code (first 2 digits of Office code) of which verification taken place (Input, Mandatory)	NAME.DJBC OFFICE	20 char, Alpha-numeric
2	Period of Verification <i>Periode Verifikasi</i>	✓			Required period of verification result that needs to be printed out. Maximum of 12 months. (No repeat)	— (Group title)	File not needed, only used to search and display
3	From (Year) <i>Dari (Tahun)</i>		✓		Starting year of the report. (Input, Mandatory)	—	4 digits, Numeric
4	From (month) <i>Dari (Bulan)</i>		✓		Starting month of the report. (Input, Mandatory)	—	2 digits, Numeric
5	To (Year) <i>Sampai (Tahun)</i>		✓		Final year of the report. (Input, Mandatory)	—	4 digits, Numeric
6	To (month) <i>Sampai (Bulan)</i>		✓		Final month of the report. (Input, Mandatory)	—	2 digits, Numeric
7	Output Option <i>Pilihan Cetak</i>	✓			Selection of output (No repeat)	— (Group title)	—
8	Print Out <i>Cetak</i>		✓		Printing out PIB Verification Result Quarterly report Attachment I. (Input, Optional)	—	1 digit, Numeric
9	Data Out <i>Lihat Data</i>		✓		Transferring data to client computer (Input, Optional)	—	1 digit, Numeric

**Table 6.9-4: Input Check List
(PIB Verification Result Quarterly Report A1 Retrieval (Retrieval Window))**

No.	Item Name	Condition (range, format, and so on)	Message ID	Note
1	Declared Office Code (Regional Office)	Must have full length.	E0000015	---
2	From (Year) From (Month) To (Year) To (Month)	<ul style="list-style-type: none"> • Must be within 12 month including the current month. • Must be past month/year including today 	E0000009	---
3	From (Year) From (Month) To (Year) To (Month)	Must have full length.	E0000015	---
4	From (Year) + (Month) To (Year) + To (Month)	From (Year) + (Month) must be older date than To (Year) + To (Month)	E0000009	---

PIB Verification Result Quarterly Report Attachment 1

No.	Importer Name	NPWP	Period of Verification		No. of Verified PIB	PIB Analysis Result																			The number of Red Channel PIB		The number of Red Channel PIB		Red Channel with DNP		Red Channel without DNP		The method of Customs Value Determination on PIB						Additional Payment	Refund
			From	To		Not complied to manifest	Incorrect in filling document	Incomplete in filling document	Insufficient supporting document	Doubt in validity of supporting document	Insufficient description of amount of price and type of goods	Incorrect HS classification	Incorrect tariff	Incorrect currency	Incorrect import duty	Disobey in commerce regulation	Unfair declaration of kind and amount of goods	Unfair declaration of customs value	Doubt in validity of invoice	Insufficient invoice	No. of PIB determined as Red Channel	Compliance	Non-compliance	The number of PIB that was determined as Green Channel	With DNP (Customs Value Declaration List)	Without DNP	Compliance	Non-compliance	Compliance	Non-compliance	(HT) Transaction Price	(HBI) Identical Goods Price	(HBS) Similar Goods Price	(MD) Deductive Method	(MK) Computative Method	DDKP				
1	2	3	5	6	7	9	10	11	12	13	14	15	16	17	18	19	20	21	22	23	24	26	27	28	30	31	33	34	36	37	39	40	41	42	43	44	45	46		

Note:
• There will be 40 rows in a page excluding the heading.

Figure 6.9-2: Report Layout for Quarterly Report A1

Table 6.9-5: List of Items (Report Name: PIB Verification Result Quarterly Report A1 Retrieval (Quarterly Report A1)) (1/8)

No.	Item Name	Level			Description	Item in File	Note
		1	2	3			
1	No. <i>No.</i>	✓			Serial number. I will be added every time this item is repeated. (Output) (Items from 1 to 46 will repeat 40 times.)	—	4 digits, Numeric
2	Importer Name <i>Nama Importir</i>	✓			Name of the importer (Output)	NAME.BASIC INFORMATION	40 char, Alpha- numeric
3	NPWP <i>NPWP</i>	✓			Tax Payer Code Number (Output)	ID NUMBER.BASIC INFORMATION	12 Char., Alpha- numeric
4	Period of Verification <i>Periode Verifikasi</i>	✓			Period of Verification I taken place (Output)	— (Group title)	—
5	From <i>Dari</i>		✓		Starting month of the report (first 3 characters of the months in alphabet). (Output)	“From (month)” of RETRIEVAL WINDOW	3 char, Alpha- numeric
6	To <i>Sampai</i>		✓		Final month of the report (first 3 characters of the months in alphabet). (Output)	“To (month)” of RETRIEVAL WINDOW	3 char, Alpha- numeric
7	No. of verified PIB <i>Jumlah PIB yang dianalisa</i>	✓			Counter of verified number of PIB (Output)	THE AMOUNT OF VERIFIED PIB.PIB VERIFICATION RESULT STATISTICAL	6 digits, Numeric
8	PIB Analysis result <i>Hasil Analisa PIB</i>	✓			Counter of Analysis result	— (Group title)	—
9	Not complied to manifest <i>Tidak sesuai manifes</i>		✓		Counter of number of PIBs not complied to manifest (Output)	NOT COMPLIED TO MANIFEST. PIB VERIFICATION RESULT STATISTICAL	6 digits, Numeric

Table 6.9-5: List of Items (Report Name: PIB Verification Result Quarterly Report A1 Retrieval (Quarterly Report A1)) (2/8)

No.	Item Name	Level			Description	Item in File	Note
		1	2	3			
10	Incorrect in filling document <i>Tidak benar pengislatannya</i>		✓		Counter of number of incorrectly filled documents (Output)	INCORRECT IN FILLING DOCUMENT.PIB VERIFICATION RESULT STATISTICAL	6 digits, Numeric
11	Incomplete in filling document <i>Tidak lengkap pengislatannya</i>		✓		Counter of number of incompletely filled documents (Output)	INCOMPLETE IN FILLING DOCUMENT.PIB VERIFICATION RESULT STATISTICAL	6 digits, Numeric
12	Insufficient supporting document <i>Kurang dokumen pelengkapannya</i>		✓		Counter of number of insufficient supporting documents (Output)	INSUFFICIENT SUPPORTING DOCUMENT.PIB VERIFICATION RESULT STATISTICAL	6 digits, Numeric
13	Doubt in Validity of supporting documents <i>Diragukan validitas dok. Pelengkapannya</i>		✓		Counter of number of doubts in Validity of supporting documents (Output)	DOUBT IN VALIDITY OF SUPPORTING DOCUMENT.PIB VERIFICATION RESULT STATISTICAL	6 digits, Numeric
14	Insufficient description of amount of price and type of goods <i>Kurang uralan jml dan jns barangnya</i>		✓		Counter of number of insufficient description for amount of price and kind of goods (Output)	INSUFFICIENT DESC OF PRICE AND GOODS.PIB VERIFICATION RESULT STATISTICAL	6 digits, Numeric

Table 6.9-5: List of Items (Report Name: PIB Verification Result Quarterly Report A1 Retrieval (Quarterly Report A1)) (3/8)

No.	Item Name	Level			Description	Item in File	Note
		1	2	3			
15	Incorrect HS classification <i>Salah klasifikasi Hsnya</i>		✓		Counter of number of incorrect HS classification (Output)	INCORRECT HS CLASSIFICATION.PIB VERIFICATION RESULT STATISTICAL	6 digits, numeric
16	Incorrect tariff <i>Salah pembebanan tarifnya</i>		✓		Counter of number of incorrect tariff (Output)	INCORRECT TARIFF.PIB VERIFICATION RESULT STATISTICAL	6 digits, Numeric
17	Incorrect currency <i>Salah penggunaannya kursnya</i>		✓		Counter of number of incorrect currency (Output)	INCORRECT CURRENCY.PIB VERIFICATION RESULT STATISTICAL	6 digits, Numeric
18	Incorrect import duty <i>Salah perhitungan Bmnya</i>		✓		Counter of number of incorrect import duty (Output)	INCORRECT IMPORT DUTY.PIB VERIFICATION RESULT STATISTICAL	6 digits, Numeric
19	Disobey in commerce regulation <i>Tidak mematuhi peraturan tata niaga impor</i>		✓		Counter of number of disobeys in trade rule (Output)	DISOBEY IN COMMERCE REGULATION.PIB VERIFICATION RESULT STATISTICAL	6 digits, Numeric
20	Unfair declaration of kind and amount of goods <i>Pemberitahuan Jns dan Jml barangnya tidak wajar</i>		✓		Counter of number of unfair declaration of kind and amount of goods (Output)	UNFAIR DECL OF KIND AND AMOUNT OF GOODS.PIB VERIFICATION RESULT STATISTICAL	6 digits, Numeric

Table 6.9-5: List of Items (Report Name: PIB Verification Result Quarterly Report A1 Retrieval (Quarterly Report A1)) (4/8)

No.	Item Name	Level			Description	Item in File	Note
		1	2	3			
21	Unfair declaration of customs value <i>Pemberitahuan nilai pabean tidak wajar</i>		✓		Counter of number of unfair declaration of customs value (Output)	UNFAIR DECL OF CUSTOMS VALUE.PIB VERIFICATION RESULT STATISTICAL	6 digits, Numeric
22	Doubt in validity of invoice <i>Diragukan validitas invoicenyanya</i>		✓		Counter of number of doubts in invoice validity (Output)	DOUBT IN VALIDITY OF INVOICE.PIB VERIFICATION RESULT STATISTICAL	6 digits, Numeric
23	Insufficient invoice <i>Tidak/kurang berdaya guna invoicenyanya</i>		✓		Counter of number of insufficient invoice (Output)	INSUFFICIENT INVOICE.PIB VERIFICATION RESULT STATISTICAL	6 digits, Numeric
24	No. of PIB determined as Red Channel <i>Jml PIB yg ditetapkan Jalur Merah</i>		✓		Counter of number of PIBs determined as Red Channel (Output)	NO. OF PIB DETERMINED AS RED CHANNEL.PIB STATISTICAL	6 digits, Numeric
25	The number of red channel PIB <i>Jml. PIB Jalur merah</i>	✓			Counter of the number of red channel PIB (Output)	(Group title)	—
26	Compliance <i>Sesuai</i>		✓		Counter of the number of complied PIBs during physical inspection ([Red channel PIB – SPPB issued] – 27[non-compliance]) (Output)	<ul style="list-style-type: none"> • RED CHANNEL PIB – SPPB ISSUED.PIB STATISTICAL • Red CHANNEL PIB – NON COMPLIANCE. PIB STATISTICAL 	6 digits, Numeric
27	Non-compliance <i>Tidak sesuai</i>		✓		Counter of the number of non-complied PIBs during physical inspection (Output)	RED CHANNEL PIB – NON COMPLIANCE. PIB STATISTICAL	6 digits, Numeric

Table 6.9-5: List of Items (Report Name: PIB Verification Result Quarterly Report A1 Retrieval (Quarterly Report A1)) (5/8)

No.	Item Name	Level			Description	Item in File	Note
		1	2	3			
28	The Number of PIB that was determined as green channel <i>Jml. PIB yg. ditetapkan jalur hijau</i>	✓			Counter of the number of PIB that was determined as green channel ([Amount of PIB] – 24[No. of PIB determined as Red Channel]) (Output)	<ul style="list-style-type: none"> • AMOUNT OF PIB.PIB STATISTICAL • NO. OF PIB DETERMINED AS RED CHANNEL.PIB STATISITCAL 	6 digits, Numeric
29	The number of red channel PIB <i>Jml. PIB Jalur merah</i>	✓			Counter of the number of red channel PIB	— (Group title)	—
30	With DNP (Customs Value Declaration List) <i>Dengan DNP</i>		✓		Counter of the number of Red Channel PIBs with DNP (Customs Value Declaration) (Output)	RED CHANNEL PIB – WITH DNP.PIB VERIFICATION RESULT STATISTICAL	6 digits, Numeric
31	Without DNP <i>Tanpa DNP</i>		✓		Counter of the number of Red Channel PIBs without DNP (24[No. of PIB determined as Red Channel] – 30[With DNP]) (Output)	<ul style="list-style-type: none"> • NO. OF PIB DETERMINED AS RED CHANNEL.PIB STATISTICAL • RED CHANNEL PIB – WITH DNP.PIB VERIFICATION RESULT STATISTICAL 	6 digits, Numeric
32	Red channel with DNP <i>Jalur merah DNP</i>	✓			Counter of the number of Red channel PIBs with DNP	— (Group title)	—

Table 6.9-5: List of Items (Report Name: PIB Verification Result Quarterly Report A1 Retrieval (Quarterly Report A1)) (6/8)

No.	Item Name	Level			Description	Item in File	Note
		1	2	3			
33	Compliance <i>Sesuai</i>		✓		Counter of the number of complied Red Channel PIBs with DNP (30[With DNP] – 34[Non-compliance]) (Output)	<ul style="list-style-type: none"> • RED CHANNEL PIB – WITH DNP.PIB VERIFICATION RESULT STATISTICAL • RED CHANNEL PIB – WITH DNP NON COMPLIANCE. PIB VERIFICATION RESULT STATISTICAL 	6 digits, Numeric
34	Non-compliance <i>Tidak sesuai</i>		✓		Counter of the number of non-complied Red Channel PIBs with DNP (Output)	RED CHANNEL PIB – WITH DNP NON COMPLIANCE. PIB VERIFICATION RESULT STATISTICAL	6 digits, Numeric
35	Red channel without DNP <i>Jalur merah tanpa DNP</i>	✓			Counter of the Red channel PIBs without DNP	— (Group title)	—

Table 6.9-5: List of Items (Report Name: PIB Verification Result Quarterly Report A1 Retrieval (Quarterly Report A1)) (7/8)

No.	Item Name	Level			Description	Item in File	Note
		1	2	3			
36	Compliance <i>Sesuai</i>		✓		Counter of the number of complied Red Channel PIBs without DNP (26[Compliance] – 33 [Compliance]) (Output)	<ul style="list-style-type: none"> • RED CHANNEL PIB – SPPB ISSUED.PIB STATISTICAL • RED CHANNEL PIB – NON COMPLIANCE. PIB STATISTICAL • RED CHANNEL PIB – WITH DNP.PIB VERIFICATION RESULT STATISTICAL • RED CHANNEL PIB – WITH DNP NON COMPLIANCE. PIB VERIFICATION RESULT STATISTICAL 	6 digits, Numeric
37	Non-compliance <i>Tidak sesuai</i>		✓		Counter of the number of non-complied Red Channel PIBs without DNP (27[Non-compliance] – 34[Non-Compliance]) (Output)	<ul style="list-style-type: none"> • RED CHANNEL PIB – NON COMPLIANCE. PIB STATISTICAL • RED CHANNEL PIB – WITH DNP NON COMPLIANCE. PIB VERIFICATION RESULT STATISTICAL 	6 digits, Numeric
38	The method of Customs Value Determination on PIB <i>Dasar penetapan NP pada PIB</i>	✓			Counter of the method of Customs Value Determination on PIB	— (Group title)	—

Table 6.9-5: List of Items (Report Name: PIB Verification Result Quarterly Report A1 Retrieval (Quarterly Report A1)) (8/8)

No.	Item Name	Level			Description	Item in File	Note
		1	2	3			
39	Transaction Price <i>HT (Harga Transaksi)</i>		✓		Counter of number of PIBs which has been determined by Transaction Price method (Output)	TRANSACTION PRICE.PIB VERIFICATION RESULT STATISTICAL	6 digits, Numeric
40	Identical Goods Price <i>HBI</i>		✓		Counter of number of PIBs which has been determined by Identical Goods Price method (Output)	IDENTICAL GOODS PRICE.PIB VERIFICATION RESULT STATISTICAL	6 digits, Numeric
41	Similar Goods Price <i>HBS</i>		✓		Counter of number of PIBs which has been determined by Similar Goods Price method (Output)	SIMILAR GOODS PRICE.PIB VERIFICATION RESULT STATISTICAL	6 digits, Numeric
42	Deductive Method <i>MD</i>		✓		Counter of number of PIBs which has been determined by Deductive method (Output)	DEDUCTIVE METHOD.PIB VERIFICATION RESULT STATISTICAL	6 digits, Numeric
43	Computative Method <i>MK</i>		✓		Counter of number of PIBs which has been determined by Computative method (Output)	COMPUTATIVE METHOD.PIB VERIFICATION RESULT STATISTICAL	6 digits, Numeric
44	DDKP <i>DDKP</i>		✓		DDKP (Output)	DDKP.PIB VERIFICATION RESULT STATISTICAL	6 digits, Numeric
45	Additional Payment <i>Tambah bayar</i>	✓			Additional Payment paid from company to Customs (Output)	ADDITIONAL PAYMENT.PIB VERIFICATION RESULT STATISTICAL	15 digits, Numeric
46	Refund <i>Restitusi</i>	✓			Refund is paid back from customs to company because the company has paid more than necessary amount. (Output)	REFUND.PIB VERIFICATION RESULT STATISTICAL	15 digits, Numeric
47	Repeat Procedure <i>Prosedur Ulang</i>				Items from 1 to 46 will repeat 40 times.	—	—

6.10 Audit Result Registration

Volume II Figure 2.6.2-11 and Table 2.6.2-11 show the outline of Audit Result Registration Process. As a result of System Design, the process is designed as below. Volume III Appendix A is referred to understand how to view figures and tables.

- Process Procedure

- 1) Retrieval of Audit Result

- i) Input

Read inputted data from Retrieval Window. Table 6.10-3 shows details of data items on the window.

- ii) Input Check

Check value of inputted data following Table 6.10-4.

- iii) Retrieval

Send retrieval request to the Basic Information database to make sure the NPWP of selected NPWP Type exists.

- iv) Output

If NPWP of selected NPWP Type does not exist, display an error message (Message ID:E0000002), if exists, display Registration Window. Table 6.10-5 shows details of data items on the window.

- 2) Registration of Audit Result

- i) Input

Read inputted data from Registration Window. Table 6.10-5 shows details of data items on the window.

- ii) Input Check

Check if all mandatory items are inputted. Then check value of inputted data following Table 6.10-6.

- iii) Code Retrieval

Retrieve data from tables using the inputted codes. Edit and display the retrieved data into data fields corresponding to its code on the window. Table 6.10-1 shows list and location of codes to be used.

Table 6.10-1: List of codes

Code	Location of Table	Note
NIP	Client	—

iv) Confirmation

Display a response-requiring message. (Message ID;R0000001)

v) Registration

Send retrieval request to the Audit Result database to make sure the Assignment Letter No. does not exist. If the Assignment Letter does not exist, register inputted data into the Audit Result database, at the time retrieve the latest record using inputted NPWP from Audit Result database, then copy and register certain items from it as the newest record into the Audit Result database. Table names of the Audit Result database are shown in Table 6.10-5.

vi) Output

Display a normal message. (Message ID;N0000002)

- Window Layout / Report Layout

- Windows

- Retrieval Window

Figure 6.10-1

- Registration Window

Figure 6.10-2

- Report

- None.

- Error Procedure

Display an error message following Table 6.10-2.

Table 6.10-2: Error Procedure (1/2)

Case	Error Contents	Message ID	Note
1)-iii), 2)-iii), 2-v)	SQL returned an error code.	E0000001	—
1)iv)	The record to be registered does not exist	E0000002	—
1)-iii)	The record to be registered already exists.	E0000003	—
1)-iii)	The NIP to be registered is not an officer number	E0000005	—

Table 6.10-2: Error Procedure (2/2)

Case	Error Contents	Message ID	Note
2)-ii)	There are one or more mandatory items which have not been inputted.	E0000007	—
2)-iii)	The code to be registered at Code Retrieval does not exist in the code table.	E0000008	—
2)-iii)	The data to be registered is invalid.	E0000009	—

- Restriction

- None.

- Note

- For details of each message, see Volume II 1.4.




Figure 6.10-1: Window Layout for Audit Result Registration (Retrieval Window)

Table 6.10-3: List of Items
(Window Name: Audit Result Registration (Retrieval Window))

No.	Item Name	Level			Description	Item in File	Note
		1	2	3			
1	NPWP Type <i>Type NPWP</i>	✓			Type of NPWP (Input, Mandatory)	idtype_of.BASIC INFORMATION	1 digit, Numeric
2	NPWP <i>NPWP</i>	✓			Tax Payer Code Number (Input, Mandatory)	ID NUMBER.BASIC INFORMATION	12 char., Alpha- numeric

Table 6.10-4: Input Check List (Audit Result Registration (Retrieval Window))

No.	Item Name	Condition (range, format, and so on)	Message ID	Note
1	NPWP	Must have full length according to NPWP Type.	E0000015	---
2	NPWP	Must start with "0" when NPWP is 12 digits.	E0000016	---
3	NPWP	Must be numeric.	E0000009	---

Audit Result Registration 01-FEB-99 Page 1 of 1

Registration Window

NPWP: [] Name: []
 Street: [] City: []
 Postal Code: [] Phone Number: []
 Fax Number: [] Telex Number: []
 SLUP No.: [] Business Group: []
 Commissioner Board: [] Management Board: []

Started Activity (DD/MM/YYYY): []

Assignment Letter No: []
 Super Intendant Id: []
 Supervisor Id: []
 Team Leader Id: []
 Team Member I Id: []
 Team Member II Id: []
 Team Member III Id: []

Assignment Letter Date (DD/MM/YYYY): []
 Super Intendant Name: []
 Supervisor Name: []
 Team Leader Name: []
 Team Member I Name: []
 Team Member II Name: []
 Team Member III Name: []

Register Previous Page Cancel Print

Figure 6.10-2: Window Layout for Audit Result Registration (Registration Window)

Table 6.10-5: List of Items
(Window Name: Audit Result Registration (Registration Window)) (1/3)

No.	Item Name	Level			Description	Item in File	Note
		1	2	3			
1	NPWP <i>NPWP</i>	✓			Tax Payer Code Number (Output, Mandatory)	ID NUMBER.BASIC INFORMATION	12 Char., Alpha- numeric
2	Company Name <i>Nama Perusahaan</i>	✓			Company Name (Output, Mandatory)	NAME. BASIC IN- FORMATION	30 char., alpha- numeric
3	Company Address <i>Alamat Perusahaan</i>	✓			Company Address (Output, Optional) (No Repeat)	— (Group title)	—
4	Street <i>Jalan</i>		✓		Street (Output, Optional)	STREET. BASIC INFORMATION	100 char., alpha- numeric
5	City <i>Kota</i>		✓		City (Output, Optional)	CITY. BASIC IN- FORMATION	30 char., alpha- numeric
6	Postal Code <i>Kode Pos</i>		✓		Postal Code (Output, Optional)	POSTAL CODE. BASIC INFORMA- TION	5 char., alpha- numeric
7	Phone No. <i>No. Telepon</i>		✓		Phone No. (Output, Optional)	PHONE NUMBER. BASIC INFORMA- TION	12 digits, numeric
8	Fax No. <i>No. Fax</i>		✓		Fax No. (Output, Optional)	FAX NUMBER. BASIC INFORMA- TION	12 digits, numeric
9	Telex No. <i>No. Telex</i>		✓		Telex No (Output, Optional)	TELEX. BASIC IN- FORMATION	20 digits, numeric
10	SIUP No. <i>No. SIUP</i>	✓			SIUP No. (Business Permit No.) (Output, Optional)	NUMBER OF BUSINESS PER- MIT.COMPANY COMMON IN- FORMATION	25 char., alpha- numeric
11	Business Group <i>Kelompok Usaha</i>	✓			Name of Holding Company / Group (Output, Optional)	BUSINESS GROUP. COMPA- NY BASIC INFOR- MATION	30 char., alpha- numeric
12	Commissioner Board <i>Dewan Komisaris</i>	✓			Commissioner Board of Compa- ny (Output, Optional)	COMMISSIONER. BOARD.COMPA- NY COMMON INFORMATION	20 char., alpha- numeric
13	Management Board <i>Dewan Direksi</i>	✓			Management Board of company (Output, Optional)	MANAGEMENT BOARD. COMPA- NY COMMON INFORMATION	20 char., alpha- numeric

Table 6.10-5: List of Items
(Window Name: Audit Result Registration (Registration Window)) (2/3)

No.	Item Name	Level			Description	Item in File	Note
		1	2	3			
14	Started Activity <i>Mulai Kegiatan</i>	✓			Company Starting Activities Date (Output, Optional)	STARTED ACTIVITY. COMPANY COMMON INFORMATION	8 digits, Date
15	Assignment Letter <i>Surat Tugas</i>	✓			Assignment Letter for auditing (Input, Mandatory) (No Repeat)	— (Group title)	—
16	Assignment Letter No. <i>No. Surat Tugas</i>		✓		Assignment Letter No for auditing (Input, Mandatory)	ASSIGNMENT LETTER NO.. AUDIT RESULT	18 char., alpha-numeric
17	Assignment Letter Date <i>Tanggal Surat Tugas</i>		✓		Assignment Letter Date for auditing (Input, Mandatory)	ASSIGNMENT LETTER DATE. AUDIT RESULT	8 digits, Date
18	Super Intendent ID <i>NIP Pengawas Mutu Audit</i>		✓		Audit Coordinator (Input, Mandatory)	Spritnd_of. AUDIT RESULT	9 digits, numeric
19	Super Intendent Name <i>Nama Pengawas Mutu Audit</i>		✓		Super Intendent Name (Output, Mandatory)	NAME.DJBC OFFICER	20 char., alpha-numeric
20	Supervisor ID <i>NIP Pengendali Teknis</i>		✓		Audit Supervisor (Input, Mandatory)	Sprvsr_of. AUDIT RESULT	9 digits, numeric
21	Supervisor Name <i>Name Pengendali Teknis</i>		✓		Supervisor Name (Output, Mandatory)	NAME.DJBC OFFICER	20 char., alpha-numeric
22	Team Leader ID <i>NIP Ketua Team</i>		✓		Audit Team Leader (Input, Mandatory)	Teamldr_of. AUDIT RESULT	9 digits, numeric

Table 6.10-5: List of Items
(Window Name: Audit Result Registration (Registration Window)) (3/3)

No.	Item Name	Level			Description	Item in File	Note
		1	2	3			
23	Team Leader Name <i>Nama Ketua Team</i>		✓		Team Leader Name (Output, Mandatory)	NAME.DJBC OFFICER	20 char., alpha- numeric
24	Team Member I ID <i>NIP Anggota Tim I</i>		✓		Audit Team Member I (Input, Mandatory)	Teammbr1_of. AUDIT RESULT	9 digits, numeric
25	Team Member I Name <i>Nama Anggota Tim I</i>		✓		Team Member I Name (Output, Mandatory)	NAME.DJBC OFFICER	20 char., alpha- numeric
26	Team Member II ID <i>NIP Anggota Tim II</i>		✓		Audit Team Member II (Input, Mandatory)	Teammbr2_of. AUDIT RESULT	9 digits, numeric
27	Team Member II Name <i>Nama Anggota Tim II</i>		✓		Team Member II Name (Output, Mandatory)	NAME.DJBC OFFICER	20 char., alpha- numeric
28	Team Member III ID <i>NIP Anggota Tim III</i>		✓		Audit Team Member III (Input, Optional)	Teammbr3_of. AUDIT RE-SULT	9 digits, numeric
29	Team Member III Name <i>Nama Anggota Tim III</i>		✓		Team Member III Name (Output, Optional)	NAME.DJBC OFFICER	20 char., alpha- numeric

Table 6.10-6: Input Check List (Audit Result Registration (Registration Window))

No.	Item Name	Condition (range, format, and so on)	Message ID	Note
1	Assignment Letter No	Must be started with "ST-"	E0000016	—
2	Assignment Letter Date	Not the future date and must have full length.	E0000008	—
3	NIP	The NIP must have been registered	E0000002	—

6.11 Audit Result Update

Volume II Figure 2.6.2-12 and Table 2.6.2-12 show the outline of Audit Result Update Process. As a result of System Design, the process is designed as below. Volume III Appendix A is referred to understand how to view figures and tables.

- Process Procedure

- 1) Retrieval of Audit Result

- i) Input

Read inputted data from Retrieval Window. Table 6.11-3 shows details of data items on the window.

- ii) Input Check

Check value of inputted data following Table 6.11-4.

- iii) Retrieval

Retrieve data from the Audit Result database and code tables. Table names of the Audit Result database are shown in Table 6.11-5. Table 6.11-1 shows list and location of codes to be used.

Table 6.11-1: List of codes

Code	Location of Table	Note
Kind of Facility	Client	—
Other Facility	Client	—
Company Book Keeping Existence	Client	—
Service Office Code	Client	—
NIP	Client	—
NPWP	Program	—

- iv) Output

Edit retrieved data and display Update Window. Table 6.11-5 shows details of data items on the window.

- 2) Update of Audit Result

- i) Input

Read inputted data from Update Window. Table 6.11-5 shows details of data items on the window.

- ii) Input Check

Check if all mandatory items are inputted. Then check value of inputted data following Table 6.11-6.

iii) Code Retrieval

Retrieve data from tables using the inputted codes. Edit and display the retrieved data into data fields corresponding to its code on the window. Table 6.11-1 shows list and location of codes to be used.

iv) Confirmation

Display a response-requiring message. (Message ID;R0000002)

v) Update

Update data into the Audit Result database. Table names of the database are shown in Table 6.11-5.

- Total.Claim is an output of counting result of Import Duty.Claim + Additional Import Duty.Claim + Value Added Tax.Claim + Sales Tax on Luxury Goods.Claim + Excise.Claim + Fine.Claim.
- Total.Real is an output of counting result of Import Duty.Real + Additional Import Duty.Real + Value Added Tax.Real + Sales Tax on Luxury Goods.Real + Excise.Real+ Fine.Real

vi) Output

Display a normal message. (Message ID;N0000003)

• Window Layout / Report Layout

▫ Windows

- Retrieval Window Figure 6.11-1
- Update Window Figure 6.11-2

▫ Report

- None.

• Error Procedure

Display an error message following Table 6.11-2.

Table 6.11-2: Error Procedure (1/2)

Case	Error Contents	Message ID	Note
1)-iii), 2)-iii), 2-v)	SQL returned an error code.	E0000001	—
2)-ii)	The data to be registered is invalid.	E0000009	—

Table 6.11-2: Error Procedure (2/2)

Case	Error Contents	Message ID	Note
1-iii), 2)-iii)	The code to be retrieved at Code Retrieval does not exist in the code table.	E0000008	—
1)-iii)	The record to be updated does not exist.	E0000002	—
2)-iii)	Items to be updated is unable to update	E00000012	—

- Restriction
 - None.

- Note
 - For details of each message, see Volume II 1.4.




Figure 6.11-1: Window Layout for Audit Result Update (Retrieval Window)

Table 6.11-3: List of Items
(Window Name: Audit Result Update (Retrieval Window))

No.	Item Name	Level			Description	Item in File	Note
		1	2	3			
1	Assignment Letter No <i>No Surat Tugas</i>	✓			Assignment Letter No for auditing (Input, Mandatory)	ASSIGNMENT LETTER NO. AUDIT RESULT	18 char., alpha- numeric

Table 6.11-4: Input Check List (Audit Result Update (Retrieval Window))

No.	Item Name	Condition (range, format, and so on)	Message ID	Note
1	Assignment Letter No.	Must be started with "ST-."	E0000016	—

Audit Result Update 01-FEB-99 Page 1 of 3

Update Window

NPWP: _____ Name: _____

Street: _____ City: _____

Postal Code: _____ Phone Number: _____

Fax Number: _____ Telex Number: _____

SIUP No: _____ Business Group: _____

Commissioner Board: _____ Management Board: _____

Started Activity (DD/MM/YYYY): _____ Service office: _____

Service Office Name: _____

Regional Office Name: _____

Importer Licence No: _____

Business Type: _____

Storage Address: _____

Kind Of Facility: _____

Other Facility: _____

No. of Facility Decree: _____

Banking Reference: _____

Company Book Keeping Existence: _____

Result of Audit: _____

Update Cancel Previous Page Next Page

Figure 6.11-2: Window Layout for Audit Result Update (Update Window) (1/3)

01-FEB-99
Page 2 of 3

Audit Result Update
Update Window

<p>Importer</p> <p>Type Of Imported Goods: _____</p> <p>Import Duty per Month: _____</p> <p>Import Value per Month: _____</p> <p>Number of PIB per Month: _____</p> <p>Import Volume: _____</p>	<p>Exporter</p> <p>Type Of Exported Goods: _____</p> <p>Export Tax per Month: _____</p> <p>Export Value per Month: _____</p> <p>Number of PEB per Month: _____</p> <p>Export Volume: _____</p>
<p>Another Activity <input type="radio"/> PPK <input type="radio"/> Forwarder</p> <p>NPWP: _____</p> <p>SILUP No: _____</p> <p>Id No. (for PPK): _____</p> <p>Address: _____</p>	<p><input type="radio"/> Consignor</p>
<p>Person In Charge Name: _____</p> <p>Person In Charge Address: _____</p> <p>Person In Charge Phone Number: _____</p> <p>Person In Charge Fax Number: _____</p>	<p style="text-align: center;"> <input type="button" value="Update"/> <input type="button" value="Cancel"/> <input type="button" value="Previous Page"/> <input type="button" value="Next Page"/> </p>

Figure 6.11-2: Window Layout for Audit Result Update (Update Window) (2/3)

Audit Result Update		01-FEB-00 Page 3 of 3	
Update Window			
Assignment Letter No	Assignment Letter Date		
Superintendent Id	Superintendent Name		
Supervisor Id	Supervisor Name		
Team Lead Id	Team Leader Name		
Team Member I Id	Team Member I Name		
Team Member II Id	Team Member II Name		
Team Member III Id	Team Member III Name		
Finding Result			
Claim Import Duty	Real Import Duty		
Claim Additional Import Duty	Real Additional Import Duty		
Claim Value Added Tax	Real Value Added Tax		
Claim Sales Tax On Luxury Goods	Real Sales Tax On Luxury Goods		
Claim Excise	Real Excise		
Claim Fine	Real Fine		
Claim Total	Real Total		
Finding Result Director Note			
Finding Result Head Of Ro Note			
Finding Result Head Of So Note			
Finding Result Under Payment L			
Finding Result Other Note			
Additional Remark			

Figure 6.11-2: Window Layout for Audit Result Update (Update Window) (3/3)

Table 6.11-5: List of Items
(Window Name: Audit Result Update (Update Window)) (1/9)

No.	Item Name	Level			Description	Item in File	Note
		1	2	3			
1	NPWP <i>NPWP</i>	✓			Tax Payer Code Number (Output, Mandatory)	ID NUMBER.BASIC INFORMATION	12 char., Alpha- numeric
2	Company Name <i>Nama Perusahaan</i>	✓			Company Name (Output, Mandatory)	NAME.BASIC IN- FORMATION	30 char., alpha- numeric
3	Company Address <i>Alamat Perusahaan</i>	✓			Company Address (Output, Optional) (No Repeat)	— (Group title)	—
4	Street <i>Jalan</i>		✓		Street (Output, Optional)	STREET.BASIC INFORMATION	100 char., alpha- numeric
5	City <i>Kota</i>		✓		City (Output, Optional)	CITY. BASIC INFORMATION	30 char., alpha- numeric
6	Postal Code <i>Kode Pos</i>		✓		Postal Code (Output, Optional)	POSTAL CODE. BASIC INFORMA- TION	5 char., alpha- numeric
7	Phone No. <i>No. Telepon</i>		✓		Phone No. (Output, Optional)	PHONE NUMBER. BASIC INFORMA- TION	12 digits, numeric
8	Fax No. <i>No. Fax</i>		✓		Fax No. (Output, Optional)	FAX NUMBER. BASIC INFORMA- TION	12 digits, numeric
9	Telex No. <i>No. Telex</i>		✓		Telex No (Output, Optional)	TELEX. BASIC INFORMATION	20 digits, numeric
10	SIUP No. <i>No. SIUP</i>	✓			SIUP No. (Business Permit No.) (Output, Optional)	NUMBER OF BUSINESS PER- MIT. COMPANY COMMON INFOR- MATION	25 char., alpha- numeric
11	Business Group <i>Kelompok Usaha</i>	✓			Name of Holding Company / Group (Output, Optional)	BUSINESS GROUP. COMPA- NY COMMON INFORMATION	30 char., alpha- numeric
12	Commissioner Board <i>Dewan Komisaris</i>	✓			Commissioner Board of Company (Output, Optional)	COMMISSIONER BOARD. COMPA- NY COMMON INFORMATION	20 char., alpha- numeric
13	Management Board <i>Dewan Direksi</i>	✓			Management Board of company (Output, Optional)	MANAGEMENT BOARD. COMPA- NY COMMON INFORMATION	20 char., alpha- numeric

Table 6.11-5: List of Items
(Window Name: Audit Result Update (Update Window)) (2/9)

No.	Item Name	Level			Description	Item in File	Note
		1	2	3			
14	Started Activity <i>Mulai Kegiatan</i>	✓			Company Starting Activities Date (Output, Optional)	STARTED ACTIVITY. COMPANY COMMON INFORMATION	8 digits, Date
15	Service Office Code <i>Kode KPBC</i>	✓			Service Office Code that supervises company (Input, Optional)	Seroffe_of.DJBC OFFICE	6 digits, numeric
16	Service Office <i>KPBC</i>	✓			Service Office Name that supervises company (Output, Optional)	NAME.DJBC OFFICE	20 char., alpha-numeric
17	Regional Office <i>KWBC</i>	✓			Regional Office Name that supervises company (Output, Optional)	NAME.DJBC OFFICE	20 char., alpha-numeric
18	Importer Licence No. (API/APIT) <i>No. API/APIT</i>	✓			Importer Licence No. (Input/Output, Optional)	IMPORTER LICENCE NO.. AUDIT RESULT	15 char., alpha-numeric
19	Business Type <i>Jenis Usaha</i>	✓			Business Type (Input/Output, Optional)	BUSINESS TYPE. AUDIT RESULT	15 char., alpha-numeric
20	Storage Address <i>Alamat Tempat Penyimpanan</i>	✓			Storage Address (Output, Optional)	STREET. STORAGE COMMON INFORMATION	100 char., alpha-numeric
21	Kind of Facility <i>Jenis Fasilitas</i>	✓			Kind of Facility (Input/Output, Optional)	Facitype_of.AUDIT RESULT	2 digit, numeric
22	Other Facility <i>Fasilitas Lainnya</i>	✓			Others Facility that is not included in Decree of Facility (Input/Output, Optional)	Othrfacitype_of. AUDIT RESULT	2 digit, numeric
23	No. of Facility Decree <i>No. Skep Fasilitas</i>	✓			No. of Facility Decree (Input/Output, Optional)	NO. OF FACILITY DECREE. AUDIT RESULT	15 char., alpha-numeric
24	Banking Reference <i>Bank Referensi</i>	✓			Banking Reference (Input/Output, Optional)	Bankcode_of. AUDIT RESULT	30 char., alpha-numeric

Table 6.11-5: List of Items
(Window Name: Audit Result Update (Update Window)) (3/9)

No.	Item Name	Level			Description	Item in File	Note
		1	2	3			
25	Company Book Keeping Existence <i>Pembukuan Perusahaan</i>	✓			Company Book Keeping Existence (Input/Output, Optional)	COMPANY BOOK KEEPING EXISTENCE .AUDIT RESULT	30 char., alpha-numeric
26	Result of Audit <i>Hasil Audit</i>	✓			Result of Audit (Input/Output, Optional)	Auditres_of. COMPANY COMMON INFORMATION	1 char., alpha-numeric
27	Type of Imported Goods <i>Jenis Barang Impor</i>	✓			Type of Imported Goods (Input/Output, Optional)	TYPE OF IMPORTED GOODS.AUDIT RESULT	30 char., alpha-numeric
28	Average Import Duty per Month <i>Bea Masuk rata-rata per bulan</i>	✓			Average Import Duty per Month (Input/Output, Optional)	IMPORT DUTY. AUDIT RESULT	3 digits, Numeric
29	Average Import Value per Month <i>Nilai impor rata-rata per bulan</i>	✓			Average Import Value per Month (Input/Output, Optional)	IMPORT VALUE. AUDIT RESULT	3 digits, Numeric
30	Number of PIB per Month <i>Jumlah PIB rata-rata per bulan</i>	✓			Number of PIB per Month (Output, Optional)	AMOUNT OF PIB. PIB STATISTICAL	3 digits, Numeric
31	Import Volume <i>Volume Import</i>	✓			Amount of Import Volume (Input/Output, Optional)	AMOUNT OF IMPORT .AUDIT RESULT	3 digits, Numeric
32	Type of Exported Goods <i>Jenis Barang Ekspor</i>	✓			Type of Exported Goods (Input/Output, Optional)	TYPE OF EXPORTED GOODS.AUDIT RESULT	30 char., alpha-numeric

Table 6.11-5: List of Items
(Window Name: Audit Result Update (Update Window)) (4/9)

No.	Item Name	Level			Description	Item in File	Note
		1	2	3			
33	Average Export Tax per Month <i>Pajak Ekspor rata-rata per bulan</i>	✓			Average Export Tax per Month (Input/Output, Optional)	AVERAGE EXPORT TAX. AUDIT RESULT	3 digits, Numeric
34	Average Export Value per Month <i>Nilai ekspor rata-rata per bulan</i>	✓			Average Export Value per Month (Input/Output, Optional)	AVERAGE EXPORT VALUE. AUDIT RESULT	3 digits, Numeric
35	Number of PEB/T per Month <i>Jumlah PEB/T rata-rata per bulan</i>	✓			Number of PEB/T per Month (Input/Output, Optional)	AMOUNT OF PEB. PEB STASTIC-TICAL	3 digits, Numeric
36	Export Volume <i>Volume Export</i>	✓			Amount of Export (Input/Output, Optional)	EXPORT VOLUME. AUDIT RESULT	3 digits, Numeric
37	Another Activities <i>Kegiatan Lainnya</i>	✓			Another Activities (Input/Output, Optional)	ANOTHER ACTIVITIES. AUDIT RESULT	1 digit, numeric
38	NPWP <i>NPWP</i>	✓			NPWP (Input/Output, Optional)	ANOTHER NPWP. AUDIT RESULT	12 char., alpha- numeric
39	SIUP No. <i>No. SIUP</i>	✓			SIUP No. (Bussines Permit No.) (Input/Output, Optional)	ANOTHER SIUP. AUDIT RESULT	25 char., alpha- numeric
40	ID No. (for PPJK) <i>No. Pokok PPJK</i>	✓			PPJK Permit Number (Input/Output, Optional)	ANOTHER ID NO.. AUDIT RESULT	15 char., alpha- numeric
41	Address <i>Alamat</i>	✓			Address (Input/Output, Optional)	ANOTHER ADDRESS.AUDIT RESULT	100 char., alpha- numeric

Table 6.11-5: List of Items
(Window Name: Audit Result Update (Update Window)) (5/9)

No.	Item Name	Level			Description	Item in File	Note
		1	2	3			
42	Head / Person in Charge <i>Pemimpin / Penanggung Jawab</i>	✓			Name of Head/Person in Charge (Input/Output, Optional) (No Repeat)	— (Group title)	—
43	Name <i>Nama</i>		✓		Name of Person in charge (Input/Output, Optional)	PERSON IN CHARGE-NAME. AUDIT RESULT	20 char., alpha- numeric
44	Address <i>Alamat</i>		✓		Address (Input/Output, Optional)	PERSON IN CHARGE- ADDRESS.AUDIT RESULT	100 char., alpha- numeric
45	Phone No. <i>No. Telepon</i>		✓		Phone Number (Input/Output, Optional)	PERSON IN CHARGE- PHONE. AUDIT RESULT	12 char., alpha- numeric
46	Fax No. <i>No. Fax</i>		✓		Fax Number (Input/Output, Optional)	PERSON IN CHARGE-FAX. AUDIT RESULT	12 char., alpha- numeric
47	Assignment Letter <i>Surat Tugas</i>	✓			Assignment Letter for auditing (Input, Mandatory) (No Repeat)	— (Group title)	—
48	Assignment Letter No. <i>No. Surat Tugas</i>		✓		Assignment Letter No. for auditing (Output, Mandatory)	ASSIGNMENT LETTER NO. AUDIT RESULT	18 char., alpha- numeric
49	Assignment Letter Date <i>Tanggal Surat Tugas</i>		✓		Assignment Letter Date for auditing (Output, Mandatory)	ASSIGNMENT LETTER DATE. AUDIT RESULT	8 digits, Date
50	Super Intendent ID <i>NIP Pengawas Mutu Audit</i>		✓		Audit Coordinator (Output, Mandatory)	Spritnd_of. AUDIT RESULT	9 digits, numeric
51	Super Intendent Name <i>Nama Pengawas Mutu Audit</i>		✓		Super Intendent Name (Output, Mandatory)	NAME.DJBC OFFICER	20 char., alpha- numeric

Table 6.11-5: List of Items
(Window Name: Audit Result Update (Update Window)) (6/9)

No.	Item Name	Level			Description	Item in File	Note
		1	2	3			
52	Supervisor ID <i>NIP Pengendali Teknis</i>		✓		Audit Supervisor (Output, Mandatory)	Sprvsr_of. AUDIT RESULT	9 digits, numeric
53	Supervisor Name <i>Name Pengendali Teknis</i>		✓		Supervisor Name (Output, Mandatory)	NAME.DJBC OFFICER	20 char., alpha-numeric
54	Team Leader ID <i>NIP Ketua Team</i>		✓		Audit Team Leader (Output, Mandatory)	Teamldr_of. AUDIT RESULT	9 digits, numeric
55	Team Leader Name <i>Nama Ketua Team</i>		✓		Team Leader Name (Output, Mandatory)	NAME.DJBC OFFICER	20 char., alpha-numeric
56	Team Member I ID <i>NIP Anggota Tim I</i>		✓		Audit Team Member I (Output, Mandatory)	Teammbr1_of. AUDIT RESULT	9 digits, numeric
57	Team Member I Name <i>Nama Anggota Tim I</i>		✓		Team Member I Name (Output, Mandatory)	NAME.DJBC OFFICER	20 char., alpha-numeric
58	Team Member II ID <i>NIP Anggota Tim II</i>		✓		Audit Team Member II (Output, Mandatory)	Teammbr2_of. AUDIT RESULT	9 digits, numeric
59	Team Member II Name <i>Nama Anggota Tim II</i>		✓		Team Member II Name (Output, Mandatory)	NAME.DJBC OFFICER	20 char., alpha-numeric

Table 6.11-5: List of Items
(Window Name: Audit Result Update (Update Window)) (7/9)

No.	Item Name	Level			Description	Item in File	Note
		1	2	3			
60	Team Member III ID <i>NIP Anggota Tim III</i>		✓		Audit Team Member III (Output, Optional)	Teammbr3_of. AUDIT RE-SULT	9 digits, numeric
61	Team Member III Name <i>Nama Anggota Tim III</i>		✓		Team Member III Name (Output, Optional)	NAME.DJBC OFFICER	20 char., alpha- numeric
62	Finding Result <i>Hasil Temuan</i>	✓			Finding Result (Input/Output, Optional)	FINDING RESULT. AUDIT RESULT	500 char., alpha- numeric
63	Amount of Claim <i>Jumlah Tagihan</i>	✓			Amount of Claim (Input/Output, Optional) (No Repeat)	— (Group title)	—
64	Import Duty <i>BM</i>		✓		Import Duty (Input/Output, Optional)	CLAIM-IMPORT DUTY. AUDIT RESULT	14(12.2) digits, Decimal
65	Additional Import Duty <i>BMT</i>		✓		Amount of Additional Import Duty (Input/Output, Optional)	CLAIM- ADDITIONAL IMPORT DUTY. AUDIT RESULT	14(12.2) digits, Decimal
66	Value Added Tax <i>PPN</i>		✓		Value Added Tax (Input/Output, Optional)	CLAIM-VALUE ADDED TAX. AUDIT RESULT	14(12.2) digits, Decimal
67	Sales Tax on Luxury Goods <i>PPnBM</i>		✓		Sales Tax on Luxury Goods (Input/Output, Optional)	CLAIM-SALES TAX ON LUXURY. AUDIT RESULT	14(12.2) digits, Decimal
68	Excise <i>Cukai</i>		✓		Value of Excise (Input/Output, Optional)	CLAIM-EXCISE. AUDIT RESULT	14(12.2) digits, Decimal
69	Fine <i>Denda</i>		✓		Amount of Fine (Input/Output, Optional)	CLAIM-FINE. AUDIT RESULT	14(12.2) digits, Decimal
70	Total <i>Total</i>		✓		Total Claim (Output, Optional)	CLAIM-TOTAL. AUDIT RESULT	14(12.2) digits, Decimal

Table 6.11-5: List of Items
(Window Name: Audit Result Update (Update Window)) (8/9)

No.	Item Name	Level			Description	Item in File	Note
		1	2	3			
71	Realization <i>Realisasi</i>	✓			Realization of claim (Input/Output, Optional) (No Repeat)	— (Group title)	—
72	Import Duty <i>BM</i>		✓		Amount of Import Duty (Input/Output, Optional)	REAL-IMPORT DUTY.AUDIT RESULT	14(12.2) digits, Decimal
73	Additional Import Duty <i>BMT</i>		✓		Amount of Additional Import Duty (Input/Output, Optional)	REAL-ADDITI- ONAL IMPORT DUTY.AUDIT RESULT	14(12.2) digits, Decimal
74	Value Added Tax <i>PPN</i>		✓		Amount of Value Added Tax (Input/Output, Optional)	REAL-VALUE ADDED TAX. AUDIT RESULT	14(12.2) digits, Decimal
75	Sales Tax on Luxury Goods <i>PPnBM</i>		✓		Value of Sales Tax on Luxury Goods (Input/Output, Optional)	REAL-SALES TAX ON LUXURY GOODS.AUDIT RESULT	14(12.2) digits, Decimal
76	Excise <i>Cukai</i>		✓		Value of Excise (Input/Output, Optional)	REAL-EXCISE. AUDIT RESULT	14(12.2) digits, Decimal
77	Fine <i>Denda</i>		✓		Amount of Fine (Input/Output, Optional)	REAL-FINE. AUDIT RESULT	14(12.2) digits, Decimal
78	Total <i>Total</i>		✓		Total of Realization payment (Output, Optional)	REAL-TOTAL. AUDIT RESULT	14(12.2) digits, Decimal
79	Director's Note <i>Surat Direktur Verifikasi</i>	✓			Director's Note on AUDIT RESULT (Input/Output, Optional)	REMARKS- DIRECTOR'S NOTE.AUDIT RESULT	50 char., alpha- numeric
80	Head of Regional Office Note <i>Surat Kepala Kantor Wilayah</i>	✓			Head of Regional Office Note on AUDIT RESULT (Input/Output, Optional)	REMARKS- REGIONAL OFFICE NOTE. AUDIT RESULT	50 char., alpha- numeric
81	Head of Service Office Note <i>Surat Kepala Kantor Pelayanan</i>	✓			Head of Service Office Note on AUDIT RESULT (Input/Output, Optional)	REMARKS- SERVICE OFFICE NOTE.AUDIT RESULT	50 char., alpha- numeric

Table 6.11-5: List of Items
(Window Name: Audit Result Update (Update Window)) (9/9)

No.	Item Name	Level			Description	Item in File	Note
		1	2	3			
82	Under Payment Letter <i>SPKP</i>	✓			Under Payment Letter on AUDIT RESULT (Input/Output, Optional)	REMARKS-UNDER PAYMENT LETTER. AUDIT RESULT	50 char., alpha-numeric
83	Other Note <i>Surat Lainnya</i>	✓			Other Note on AUDIT RESULT (Input/Output, Optional)	REMARKS-OTHER NOTE. AUDIT RESULT	50 char., alpha-numeric
84	Additional Remark <i>Keterangan</i>	✓			Additional Remark (Output, Optional)	ADDITIONAL REMARK.AUDIT RESULT	100 char., alpha-numeric

Table 6.11-6: Input Check List (Audit Result Update (Update Window))

No.	Item Name	Condition (range, format, and so on)	Message ID	Note
1	Director's Note	Must be started with BC	E0000016	---
2	Other Facility	This item cannot be inputted if Kind of Facility is blank	E0000007	---