


APPENDICES



Appendix 1 Study Team

The study team consists of an advisory committee and consultants as follows;

Advisory Committee

Mr. Hozumi KATSUTA	Chairman Japan International Cooperation Agency (JICA)
Mr. Takashi KADONO	Head, Sakata Port Construction Office 1 st District Port Construction Bureau Ministry of Transport
Mr. Isao SAKAI	Chief, 1 st Design Laboratory Yokohama Investigation and Design Office 2 nd District Port Construction Bureau Ministry of Transport

Consultants

Title	Name	Responsibility
Team Leader	Mr. Hisanori KATO	Chief Consultant/ Port Planning
Economic/ Financial Expert	Mr. Masakazu ISHIHARA	Demand Forecast Economic and Financial Analyses
Design Engineer (Durability Evaluation/ Port Facility Design)	Mr. Hitoshi TAKEMOTO	Facility Design
Design Engineer (Structural Design/ Existing Wharf Investigation)	Dr. Chuanjun QU	Facility Design
Construction Engineer Method/	Mr. Masanori IKEDA	Construction Cost Estimation
Natural Condition Surveyor	Mr. Shinji OKADA	Natural and Environmental Condition Survey

Appendix 2 Schedule

The Study will be completed upon submission of the Final Report. The Study will be conducted according to the time table presented in Table A.1 Table A.2

Appendix 2

Table A.2(1) Study Schedule

	1998												1999	
	5	6	7	8	9	10	11	12	1	2				
Preparation of Inception Report		==												
Preparation and Discussion on the Inception Report		*												
Collection of Existing Data and Information, and Corresponding Review		****	*****											
Field Survey for present Conditions of the Port		****	*****											
Natural Condition Survey		****	*****											
Preparation of outline of the Development Plan			***											
Presentation and Discussion on the Progress Report and Signing Minutes of Supplementary Data Collection and Field Surveys				**										
Preparation of outline of the Phazed Development Plan				**										
Conducting Feasibility Study				====	***									
Preparation of the Draft Final Report					***									
Presentation and Discussion on the Draft Final Report and Signing Minutes of														
Preparation of the Final Report									====					
Submission of the Final Report											====			

Note: **** Study work in Samoa ===== Study work in Japan

No.	Date	Itinerary	Activities(1)	Activities(2)
1	Jun 8 Mon	Lv. Tokyo		
2	9 Tue	Apia	JICA, MOT, PWD, MOF	
3	10 Wed	ditto	Presentation of Inception Report	
4	11 Thu	ditto	Discussion of Inception Report	
5	12 Fri	ditto	Site Survey on Apia Port	
6	13 Sat	ditto	Data Collection, Preparation of Survey	
7	14 Sun	ditto		Team meeting
8	15 Mon	ditto	Socio-Economic, Corrosion, Natural Survey	
9	16 Tue	ditto	ditto	
10	17 Wed	ditto	ditto	
11	18 Thu	ditto	ditto	
12	19 Fri	ditto	ditto	
13	20 Sat	ditto	ditto	
14	21 Sun	ditto		Team meeting
15	22 Mon	ditto	Ship-waiting, Demand forecast, Natural Condition	
16	23 Tue	ditto	ditto	
17	24 Wed	ditto	ditto	
18	25 Thu	ditto	ditto	
19	26 Fri	ditto	ditto	
20	27 Sat	ditto	ditto	
21	28 Sun	ditto		Team meeting
22	29 Mon	ditto	Cargo-Handling, Construction Price Condition	
23	30 Tue	ditto	ditto	
24	Jly 1 Wed	ditto	ditto	
25	2 Thu	ditto	ditto	
26	3 Fri	ditto	ditto	
27	4 Sat	ditto	ditto	
28	5 Sun	ditto		Team meeting
29	6 Mon	ditto	Facility Design, Cost Estimate, Environmental Condition	
30	7 Tue	ditto	ditto	
31	8 Wed	ditto	ditto	
32	9 Thu	ditto	ditto	
33	10 Fri	ditto	ditto	
34	11 Sat	ditto	ditto	
35	12 Sun	ditto		Team meeting
36	13 Mon	ditto	Outlining of Phased Development Plan	
37	14 Tue	ditto	ditto	
38	15 Wed	ditto	ditto	
39	16 Thu	ditto	ditto	
40	17 Fri	ditto	ditto	
41	18 Sat	ditto	ditto	
42	19 Sun	ditto		Team meeting
43	20 Mon	ditto	Presentation of Phased Development Plan	
44	21 Tue	ditto	Discussion of Phased Development Plan	
45	22 Wed	ditto	Preparation of Progress Report	
46	23 Thu	ditto	ditto	
47	24 Fri	ditto	ditto	
48	25 Sat	ditto	ditto	
49	26 Sun	ditto		Team meeting
50	27 Mon	ditto	Presentation of Progress Report	
51	28 Tue	ditto	ditto	
52	29 Wed	ditto	ditto	
53	30 Thu	ditto	Presentation of Progress Report	
54	31 Fri	ditto	Discussion of Progress Report	
55	Aug 1 Sat	ditto	Preparation to Leave	
56	2 Sun	ditto		Team meeting
57	3 Mon	ditto	Final Team meeting, JICA, MOT, PWD, MOF	
58	4 Tue	Lv. Apia		
59	5 Wed	Wellington	Reporting to Embassy	
60	6 Thu	Arr. Tokyo		

Appendix 2 Table A.2 (3) Schedule of Sccond Field Survey in Samoa


No.	Date	Itinerary	Activities (1)	Activities (2)
1	Sep 21 Mon	Lv. Tokyo		
2	22 Tue	Apia	Couitesy Call to MOT, PWD, MOF, MOFA	
3	23 Wed	ditto	Site Survey on Apia Port	
4	24 Thu	ditto	Data Collection, Detailed Survey on Wharf	
5	25 Fri	ditto	ditto	
6	26 Sat	ditto	Cargo Handling Survey	
7	27 Sun	ditto		Team Meeting
8	28 Mon	ditto	Port Tariff Examination	
9	29 Tue	ditto	Coutesy Call to JICA Samoa Office	
10	30 Wed	ditto	Cost Estimate, Facility Design	
11	Oct 1 Thu	ditto	Economic and Financial Analysis	
12	2 Fri	ditto	ditto	
13	3 Sat	ditto	ditto	
14	4 Sun	ditto		Team Meeting
15	5 Mon	ditto	Preparation of Draft Final Report	
16	6 Tue	ditto	ditto	
17	7 Wed	ditto	Environment Impact Assessment	
18	8 Thu	ditto	Preparation of Draft Final Report	
19	9 Fri	ditto	ditto	
20	10 Sat	ditto	ditto	
21	11 Sun	ditto		Team Meeting
22	12 Mon	ditto	Preparation of Draft Final Report	
23	13 Tue	ditto	Discussion with MOT	
24	14 Wed	ditto	Presentation of Draft Final Report	
25	15 Thu	ditto	Discussion with MOT	
26	16 Fri	ditto	Signing of Minute of Meeting	
27	17 Sat	Lv. Apia		
28	18 Sun	Arr. Wellington		
29	19 Mon		Reporting to Japan Embassy	
30	20 Tue	Arr. Tokyo		

Appendix 3 Scope of Work

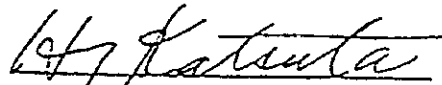
SCOPE OF WORK
FOR
THE STUDY ON IMPROVEMENT OF APIA PORT
IN
SAMOA

AGREED UPON BETWEEN
MINISTRY OF TRANSPORT , THE GOVERNMENT OF SAMOA
AND
JAPAN INTERNATIONAL COOPERATION AGENCY

APIA, MARCH 3, 1998



Mr. Hans Joachim Keil
MINISTER OF TRANSPORT
SAMOA



Mr. Hozumi KATSUTA
LEADER,
PREPARATORY STUDY TEAM,
JAPAN INTERNATIONAL
COOPERATION AGENCY

I. INTRODUCTION

In response to the request of the Government of Samoa, the Government of Japan has decided to conduct "The Study on Improvement of Apia Port in Samoa" (hereinafter referred to as "the Study"), in accordance with the relevant laws and regulations in force in Japan.

Accordingly, the Japan International Cooperation Agency (hereinafter referred to as "JICA"), the official agency responsible for the implementation of the technical cooperation programs of the Government of Japan, will undertake the Study in close cooperation with the authorities concerned of the Government of Samoa.

The present document sets forth the Scope of Work with regard to the Study.

II. OBJECTIVES OF THE STUDY

The objectives of the Study are as follows :

- 1) To review the present Master Plan for Apia Port for the period up to the year 2015, and
- 2) To conduct a feasibility Study on the short-term development plan for Apia Port for the period up to the year 2003

III. SCOPE OF THE STUDY

In order to achieve the objectives mentioned above, the Study shall cover the following items :

1. Analysis of present conditions
 - (1) To collect and analyze available data, information and plans relevant to the Study
 - 1) socio-economic conditions
 - 2) related development plans and studies
 - 3) current situation around Apia Port
 - 4) natural and environmental conditions of Apia Port
 - (2) To review and evaluate relevant studies and development plans with emphasis on the present deterioration of Apia Port
 - (3) To evaluate a durability of existing wharf of Apia Port
 - (4) To conduct necessary field surveys on natural and

environmental conditions

2. Review of the present master plan (target year ; 2015)
 - (1) To review cargo handling and passenger traffic volume
 - (2) To review basic layout plan for port facilities
 - (3) To conduct a initial environmental examination (IEE)
 - (4) .To prepare preliminary cost estimate for the project
 - (5) To conduct a preliminary economic analysis
 - (6) To make recommendations on port management and operation
3. Feasibility study on the short term development plan (target year; 2003)
 - (1) To conduct layout plan for port facilities considering possibility of extension and expansion of existing wharf
 - (2) To prepare preliminary structural designs
 - (3) To conduct Environmental Impact Assessment (EIA)
 - (4) To prepare maintenance plan for existing wharf
 - (5) To prepare cost estimate
 - (6) To conduct economic and financial analysis
 - (7) To prepare implementation plan
 - (8) To prepare overall evaluation and recommendations for the proposed projects
4. Summary and recommendations

IV. STUDY SCHEDULE

The Study shall be carried out in accordance with the attached tentative study schedule shown in APPENDIX.

V. REPORTS

JICA shall prepare and submit the following reports in English to the Government of Samoa.

1. Inception Report
Fifteen (15) copies
Within one (1) month after the commencement of the Study.
2. Progress Report
Fifteen (15) copies
Within three (3) months after the commencement of the Study.
3. Draft Final Report
Fifteen (15) copies

Within five (5) months after the commencement of the Study. The Government of Samoa will provide JICA with its comments within one (1) month after the receipt of the Draft Final Report.

4. Final Report

Thirty (30) copies

Within one (1) month after the receipt of the comments on the Draft Final Report.

VI. UNDERTAKING OF THE GOVERNMENT OF SAMOA

1. To facilitate smooth conduct of the study , the Government of Samoa shall take the following necessary measures :
 - (1) to ensure the safety of the members of the Study team when and as it is required in the course of the study ;
 - (2) to permit the members of the Japanese study team to enter, leave and sojourn in Samoa for the duration of their assignment therein and exempt them from alien registration requirements and consular fees ;
 - (3) to exempt the members of the Japanese study team from taxes, custom duties and any other charges on equipment, machinery and other materials brought into and out of Samoa for the conduct of the Study ;
 - (4) to exempt the members of the Japanese study team income taxes and charges of any kind imposed on or in connection with any emoluments or allowances paid to the members of the Japanese study team for their services in connection with implementation of the Study ;
 - (5) to provide necessary facilities to the Japanese study team for remittance as well as utilization of the funds introduced into Samoa from Japan in connection with the implementation of the Study ;
 - (6) to secure permission for entry into private properties or restricted areas for the implementation of the Study ;
 - (7) to secure permission for the Japanese study team to take all data and documents including maps, photographs related to the Study out of Samoa to Japan; and
 - (8) to provide medical services as needed. Its expenses will be chargeable on the members of the Japanese study team.
2. The Government of Samoa shall bear claims, if any arises, against the members of the Japanese study team resulting from,

TK

AKC

occurring in the course of, or otherwise connected with, the discharge of their duties in the implementation of the Study, except when such claims arise from gross negligence or willful misconduct on the part of the members of Japanese study team.

3. Ministry of Transport (hereinafter referred to as "MOT"), shall act as the counterpart agency to the Japanese study team and also as the coordinating body in relation with other governmental and non-governmental organizations concerned for the smooth implementation of the Study.
4. MOT shall provide, at its own expense, the Japanese study team with the followings, in cooperation with other agencies concerned :
 - (1) available data and information related to the Study ;
 - (2) counterpart personnel ;
 - (3) suitable office space with necessary equipment in Apia ;
 - (4) credentials or identification cards ; and
 - (5) available vehicles with drivers

VII. UNDERTAKING OF JICA

For the implementation of the Study, JICA shall take the following measures:

- (1) to dispatch, at its own expense, the study team to Samoa; and
- (2) to pursue technology transfer to the Samoan counterpart personnel in the course of the Study.

VIII. CONSULTATION

MOT and JICA shall consult with each other in respect of any matter that may arise from or in connection with the Study.

MK

H

APPENDIX

TENTATIVE SCHEDULE OF THE STUDY

month	1	2	3	4	5	6	7
Work in Samoa	[shaded]				[shaded]		
Work in Japan	[shaded]		[shaded]			[shaded]	
Report	△ IC/R		△ P/R		△ DF/R		△ F/R

ABBREVIATION IC/R : Inception Report
 P/R : Progress Report
 DF/R : Draft Final Report
 F/R : Final Report

AKK

H.


Appendix 4 Minutes of Meeting

MINUTES OF MEETINGS
ON
THE SCOPE OF WORK
FOR
THE STUDY ON IMPROVEMENT OF APIA PORT
IN
SAMOA

BETWEEN

MINISTRY OF TRANSPORT , THE GOVERNMENT OF SAMOA
AND
JAPAN INTERNATIONAL COOPERATION AGENCY

APIA, MARCH 3, 1998



Mr. Hans Joachim Keil
MINISTER OF TRANSPORT
SAMOA



Mr. Hozumi KATSUTA
LEADER,
PREPARATORY STUDY TEAM,
JAPAN INTERNATIONAL
COOPERATION AGENCY

A. INTRODUCTION

The Japanese Preparatory Study Team (hereinafter referred to as "the Team" organized by Japan International Cooperation Agency, headed by Mr. Hozumi KATSUTA, visited Samoa from February 24th to March 5th, 1998 for the purpose of discussing the Scope of Work for "The Study of Improvement of Apia Port in Samoa" (hereinafter referred to as "the Study")

The Team exchanged views and had a series of meetings with representatives of Ministry of Transport (hereinafter referred to as "MOT") and other concerned organizations. A list of the Participants appears in APPENDIX.

The followings are the main issues of meetings on the Scope of Work for the Study during the above period.

B. SCOPE OF WORK

1. The Samoan side emphasized the importance of eliminating problems arising from the inadequacy of the existing wharf and port facilities which cause inefficient transportation services and delay cost experienced by shipping companies having a negative effect on the national economy. The Team realized the importance of the concerns affecting the present situation.
2. It was agreed to use "The Study on Improvement of Apia Port in Samoa" as the name of the Study which shall be conducted in accordance with the Scope of Work duly signed on 3 March 1998.
3. The Japanese side explained that selection of the works to be done urgently as short term development plan would be conducted as set out in the phase III.3.(1) of the Scope of Work considering the output of the Analysis of present conditions (written in III.1. of the Scope of Work). In this connection, the target year 2003 of short term development plan is assumed by considering necessary period to complete every activity for implementing urgent plan. The Samoan side agreed with that point.

C. OTHER MATTERS

WPK

TK

4. Both sides agreed that MOT as an executing agency would coordinate a team of officials for the Study consisting of Public Works Department, Lands, Survey and Environment Department , Treasury Department, Department of Trade, Commerce and Industry and Ministry of Foreign Affairs under the chairmanship of the MOT and that MOT would arrange the counterpart personnel.

5. The Samoan side agreed that suitable office space with desks, chairs , a telephone and air-conditioners will be prepared by MOT for the usage of the Study Team.

6. The Samoan side agreed VI.4.(5) of the Scope of Work but explained the difficulty of providing vehicles with drivers to the Study Team due to lack of ones owned by them. The team promised to convey the explanation to JICA Headquarters in Tokyo.

7. The Samoan side requested the Team to invite a Samoan counterpart to Japan to promote technical transfer during the Study. The Team promised to convey the request to JICA Headquarters in Tokyo.

HK

LIST OF ATTENDANTSSamoa Side

(Ministry of Transport)

- | | |
|-----------------------------------|---|
| 1. Mr. Hans Joachim Keil | Minister of Transport |
| 2. Mr. Va'aelua Nofo Va'aelua | Secretary for Transport |
| 3. Mr. Maselino Sitagata Tominiko | Assistant Secretary, Maritime
Division |
| 4. Mrs. Luatala Taulealo | Assistant Secretary, CSU |
| 5. Mr. Peter Borcic | Maritime Consultant |
| 6. Mr. Tepatasi Risale | Harbour Master |

(Treasury Department)

- | | |
|-------------------|---------------------|
| 3. Mr. Epa Tuioti | Financial Secretary |
|-------------------|---------------------|

(Public Works Department)

- | | |
|-------------------------|-------------------|
| 4. Mr. Isikuki Punivalu | Director of Works |
|-------------------------|-------------------|

(Department of Trade, Commerce and Industry)

- | | |
|-------------------------|-------------------|
| 5. Mr. Falani Chan Tung | Secretary for TCI |
|-------------------------|-------------------|

Japanese Side

(Preparatory Study Team)

- | | |
|--------------------------|--------------------------------|
| 1. Mr. Hozumi KATSUTA | Leader, Preparatory Study Team |
| 2. Mr. Tetsuro IKEDA | Member of the Team, JICA |
| 3. Mr. Isao SAKAI | Member of the Team, JICA |
| 4. Mr. Motoo SAKAKIBARA | Member of the Team, JICA |
| 5. Mr. Masao TATENO | Member of the Team, JICA |
| 6. Mr. Masahiro YOKOGAWA | Member of the Team, JICA |

(JICA Samoa Office)

- | | |
|-------------------------|---|
| 7. Mr. Hidetoshi TAKAMA | Resident Representative,
JICA Samoa Office |
| 8. Mr. Yutaka FUKASE | Assistant Resident
Representative, JICA Samoa Office |

14/12

K.

Appendix 5 Detail Data of Ship's Call, 1995-1998

Arrivals										Departure										
No.	year	month	day	hour	min	Name of Vessel	Owner or Agent	Trade Class	Pilot Requirement	Gross Tonnage	N.R.T. Tonnage	Last Port	year	month	day	hour	min	Destination	Tons In	Tons Out
1	1995	1	5	13	0	Oatfriesland	Transam	Container	in/out	12974	7348	1995	1	5	18	0	0		339.88	17.84
2	1995	1	5	18	0	Queen Amelia	BBE	General	in/out	1829	1829	1995	1	6	0	0	Nukualofa	770.90	4.00	
3	1995	1	6	8	0	Arkona	PFL	Passenger	in/out	1959	6719	PagoPago	1995	1	6	23	0	Rarotonga	191.94	87.12
4	1995	1	10	20	30	Thor Lisbeth	BBE	Container	in/out	4885	2281	Suva	1995	1	13	8	0	PagoPago	1037.38	80.07
5	1995	1	12	18	0	Socofi Stream	BBE	Container	in/out	14294	5512	Suva	1995	1	14	14	20	PagoPago	886.88	6.24
6	1995	1	14	8	0	Coral Islander	MH	General	in/out	3186	1372	PagoPago	1995	1	17	15	0	Auckland	499.83	5.00
7	1995	1	17	10	30	Bartok	BBE	Passenger	in/out	37845	14054	Honolulu	1995	1	19	18	0	Noumea	837.78	72.82
8	1995	1	19	8	0	Royal Viking Sun	MH	General	in/out	7337	2848	PagoPago	1995	1	20	19	0	PagoPago	1117.69	311.49
9	1995	1	19	19	0	Kyowa Violet	PFL	RoRo	in/out	6881	2583	Suva	1995	1	21	12	0	Nukualofa	722.35	21.61
10	1995	1	20	23	0	Forum Samoa	BBE	General	in/out	1823	1123	PagoPago	1995	1	22	8	0	Nukualofa	322.79	4.70
11	1995	1	21	20	0	Queen Amelia	Transam	General	in/out	10774	6134	PagoPago	1995	1	23	14	0	Longbeach	948.98	234.00
12	1995	1	23	10	0	Polynesia	PFL	Container	exempted	8881	2586	Suva	1995	1	26	23	0	PagoPago	61.00	20.60
13	1995	1	26	8	0	Fua Kavenga	BDE	RoRo	in/out	2106	214	PukaPuka	1995	1	28	22	0	Tokelau	36.11	113.00
14	1995	1	28	9	0	Cape Don	BBE	Passenger	in/out	11497	3449	PagoPago	1995	1	29	18	0	Nagoya	266.60	75.16
15	1995	1	28	18	30	Toyofuji Nr.12	BBE	Car Carrier	in/out	13094	8392	Tahiti	1995	1	30	13	0	Rarotonga	376.15	22.20
16	1995	1	30	2	0	Moana Pacific	Transam	Container	in/out	1395	547	Nukualofa	1995	2	1	16	0	PagoPago	687.42	9.00
17	1995	2	1	9	0	Thor Lisbeth	PFL	Container	in/out	1823	1118	Nukualofa	1995	2	5	16	0	Wallis	72.00	4300.00
18	1995	2	4	18	0	Queen Amelia	Transam	Passenger	in/out	2106	1128	Suva	1995	2	9	8	0	Melbourne	1976.41	465.42
19	1995	2	5	19	30	Cape Don	BBE	Tanker	in/out	23080	1128	Suva	1995	2	10	8	0	PagoPago	966.44	40.77
20	1995	2	7	18	0	Captain Martin	PFL	RoRo	in/out	6881	2221	PagoPago	1995	2	10	13	0	PagoPago	385.00	20.00
21	1995	2	9	14	0	Forum Samoa	BBE	General	in/out	4885	2221	PagoPago	1995	2	10	13	0	Shutos Hina	204.33	56.00
22	1995	2	10	9	0	Socofi Stream	BBE	General	in/out	7945	2842	PagoPago	1995	2	12	8	0	PagoPago	488.13	150.00
23	1995	2	11	8	0	Kyowa Hibiscus	MH	Container	in/out	1074	4381	PagoPago	1995	2	14	18	0	PagoPago	1246.81	335.00
24	1995	2	12	19	30	Sea Gem(r1)	WSSC	Fishing	exempted	9436	4381	PagoPago	1995	2	14	18	0	Funafuti	573.88	9.00
25	1995	2	14	9	0	Daphnet(2)	BBE	Passenger	in/out	3186	1372	PagoPago	1995	2	16	14	0	Auckland	204.33	204.33
26	1995	2	16	8	0	Bratok(5)	MH	General	in/out	3300	1118	Nukualofa	1995	2	18	14	0	Honolulu	984.13	56.00
27	1995	2	21	9	0	USCGC Midgett	Diplomatic	Coast Guard	exempted	1598	1118	Nukualofa	1995	2	24	9	0	PagoPago	488.13	150.00
28	1995	2	21	10	0	Queen Amelia	Transam	General	in/out	1395	547	Nukualofa	1995	2	24	20	0	Rarotonga	1246.81	335.00
29	1995	2	22	8	0	Thor Lisbeth	PFL	Container	in/out	6881	2586	Suva	1995	2	24	6	0	PagoPago	573.88	9.00
30	1995	2	23	8	0	Fua Kavenga	PFL	Container	in/out	1074	4381	Papeete	1995	2	24	13	0	PagoPago	800.41	3.78
31	1995	2	24	10	0	Polynesia	PFL	Container	in/out	14146	6134	Papeete	1995	2	25	18	50	Papeete	1071.04	9.00
32	1995	2	25	8	0	Pacific Islander	BBE	General	in/out	11956	7131	Papeete	1995	2	27	14	0	Suva	28.00	3.78
33	1995	2	26	10	0	Foylebank	SSS	General	in/out	6881	2583	Suva	1995	3	3	18	0	Rarotonga	49.83	1074.63
34	1995	3	1	16	10	Bosei Maru	PFL	Research	in/out	2174	726	Pohnpei	1995	3	4	7	0	PagoPago	1417.99	1074.63
35	1995	3	3	13	0	Forum Samoa	PFL	Container	in/out	1593	719.32	Ruda	1995	3	5	17	0	Asau	427.00	113.00
36	1995	3	5	8	0	Pacific Rover	PFL	Tanker	(in/exempt)	2106	714.6	Futuna	1995	3	13	16	0	Tokelau	173.50	4.97
37	1995	3	6	10	30	Cape Don	BBE	Passenger	in/out	1598	1116	Nukualofa	1995	3	8	15	0	Wallis	1046.99	4.97
38	1995	3	8	9	0	Queen Amelia	Transam	General	in/out	18225	11046	Singapore	1995	3	11	7	0	Ruda	1950.00	4.97
39	1995	3	10	7	10	Shabonee	MH	Tanker	in/out	4885	2221	PagoPago	1995	3	13	10	0	Vavau	23.83	139.70
40	1995	3	10	16	0	Socofi Stream	BBE	Container	in/out	14023	8304	PagoPago	1995	3	15	14	0	Tonga	641.27	12.34
41	1995	3	15	10	0	Moana Pacific	Transam	Container	in/out	14294	5512	Suva	1995	3	17	9	0	PagoPago	798.86	93.49
42	1995	3	16	8	0	Coral Islander	BBE	Container	in/out	4983	5053	Lautoka	1995	3	19	17	0	Tahiti	9.00	9.00
43	1995	3	19	8	0	Club Med 2	Transam	Cruise Vessel	in/out	3186	?	?	1995	3	20	6	?	?	611.57	13.00
44	1995	3	19	19	0	Bertok	MH	General	in/out	2106	719.32	Ruda	1995	3	24	8	0	Asau	72.00	270.00
45	1995	3	19	21	0	Cape Don	BBE	Passenger	(in/exempt)	1593	719.32	Ruda	1995	3	24	8	0	Asau	270.00	307.04
46	1995	3	23	6	0	Pacific Rover	PFL	Tanker	in/out	1395	547	Rarotonga	1995	3	24	8	0	Auckland	209.01	307.04
47	1995	3	23	14	0	Thor Lisbeth	PFL	Container	in/out	1599	1116	Nukualofa	1995	3	27	11	0	PagoPago	16.50	161.70
48	1995	3	26	18	30	Queen Amelia	Transam	General	in/out	6881	2583	Suva	1995	3	27	18	30	PagoPago	1262.35	161.70
49	1995	3	28	21	30	Forum Samoa	PFL	RoRo	in/out	10774	6134	Papeete	1995	3	28	13	30	PagoPago	3060.55	559.73
50	1995	3	28	8	0	Polynesia	PFL	Container	in/out	399.81	260.38	Niue	1995	4	1	8	0	Nukualofa	717.13	19.03
51	1995	3	31	9	0	Maasmond	BBE	General	in/out	6631	2476	PagoPago	1995	4	2	8	0	Nagoya	1.00	10.50
52	1995	4	2	7	0	Southern Cross Nr.1	BBE	Car Carrier	in/out	7945	2842	PagoPago	1995	4	8	14	30	Port Vila	629.51	1.81
53	1995	4	8	8	0	Kyowa Hibiscus	MH	RoRo	in/out	4885	2221	Suva	1995	4	9	8	0	PagoPago	1508.00	93.62
54	1995	4	8	16	0	Socofi Stream	BBE	General	in/out	138	102	Tokelau L.	1995	4	12	0	Tokelau	1508.00	93.62	
55	1995	4	10	7	0	Tutulu	BBE	Ferry	exempted	138	102	Tokelau L.	1995	4	12	0	Tokelau	1508.00	93.62	

Arrivals										Departure											
No.	year	month	day	hour	min	Name of Vessel	Owner or Agent	Trade Class	Pilot Requirement (in/out)	Gross Tonnage	N.R.T. Tonnage	Last Port year.	month	day	hour	min.	Destination	Port Time	Tons In	Tons Out	
56	1995	4	10	8		Dumont D'urville	Diplomatic	Supply	in/out	1500		Papeete	1995	4	14		Papeete	88.00	648.89	125.22	
57	1995	4	11	21		Thor Lisbeth	PFL	Container	in/out	1395	547	Nukualofa	1995	4	12	7	Raro Tonga	10.00	534.20		
58	1995	4	12	8		Clyde Bank	SSS	General	in/out	11956	7131	Papeete	1995	4	15	17	Pago Pago	10.00	820.98	56.06	
59	1995	4	15	7		Queen Amelia	Transam	General	in/out	1959	1116	Nukualofa	1995	4	15	19	Pago Pago	11.00	1128.19	134.87	
60	1995	4	15	8		Forum Samoa	PFL	RoRo	in/out	8861	2583	Suva	1995	4	17	8	Nukualofa	13.00	878.13	18.49	
61	1995	4	16	19		Ostfriesland	Transam	Container	in/out	12974	7348	Pago Pago	1995	4	19	14	Ruda	24.00	4200.00		
62	1995	4	18	14		Odense Maersk	MH	Tanker	in/out	28010	15706	Wellington	1995	4	21	17	Pago Pago	11.00	905.88	41.48	
63	1995	4	21	6		Pacific Islander	BBE	Container	in/out	14146	6180	Suva	1995	4	26	13	Pago Pago	17.00	1474.34	548.75	
64	1995	4	25	20		Fua Kavanga	PFL	RoRo	in/out	6661	2586	Suva	1995	5	1	10	Honiara	48.00			
65	1995	4	29	10		HMAS Ipswich	Diplomatic	Patrol	exempted	209		Raro Tonga	1995	5	1	10					
66	1995	4	29	14		30 Toyofuji Nr.2	BBE	Car Carrier	in/out	8834	4189	Suva	1995	4	29	15	30	Auckland	1.00	133.16	
67	1995	4	29	21		30 Polynesia	PFL	Container	exempted	10774	6134	Papeete	1995	4	30	1	Pago Pago	3.50	849.82		
68	1995	5	1	9		30 Moana Pacific	Transam	Container	in/out	14023	8304	Papeete	1995	5	1	13	Raynold/To	3.50	341.31	31.91	
69	1995	5	2	16		Echo Star	Sone Wagon	Fishing	exempted	50.78	29.73	New Castl	1995	5			?				
70	1995	5	3	7		Thor Lisbeth	PFL	General	in/out	1395	547	Nukualofa	1995	5	3	15	Pago Pago	8.00	562.78	88.89	
71	1995	5	3	16		Queen Amelia	Transam	General	in/out	1599	1116	Nukualofa	1995	5	3	24	Pago Pago	8.00	960.91	0.48	
72	1995	5	5	7		Forum Samoa	PFL	RoRo	in/out	8861	2586	Suva	1995	5	5	22	Pago Pago	15.00	873.26	133.68	
73	1995	5	6	9		45 Socofi Stream	BBE	General	in/out	4885	2221	Pago Pago	1995	5	6	20	Vavau	10.25	647.08	132.26	
74	1995	5	8	7		30 World Discoverer	PFL	Passenger	in/out	3724	1188	Raro Tonga	1995	5	8	24	Neiafu	16.50			
75	1995	5	9	16		Pacific Rover	PFL	Tanker	(in/exempt)	1593	719	Tarawa	1995	5	10	8	Ruda	16.00	270.00	97.93	
76	1995	5	13	7		30 Coral Islander	BBE	LoLo	in/out	14294	5512	Suva	1995	5	13	18	Pago Pago	10.50	1618.48		
77	1995	5	14	18		30 Maasmond	BBE	General	in/out	399	280	Niue	1995	5	15	12	Vavau	19.50	89.75	10.00	
78	1995	5	18	8		Kyowa Violet	MH	Container	in/out	7337	2848	Pago Pago	1995	5	18	12	Noumea	4.00	455.78	924.69	
79	1995	5	21	21		Fua Kavanga	PFL	Container	in/out	8881	2586	Suva	1995	5	22	12	Pago Pago	15.00	1207.82	36.28	
80	1995	5	22	13		Southern Cross	Transam	Container	in/out	3186	1372	Pago Pago	1995	5	23	6	Wallis	17.00	1374.06	28.28	
81	1995	5	23	12		Thor Lisbeth	PFL	General	in/out	1395	547	Nukualofa	1995	5	23	18	Pago Pago	5.50	389.84	202.71	
82	1995	5	26	14		Forum Samoa	PFL	Container	in/out	8861	2586	Suva	1995	5	28	7	Pago Pago	41.00	1223.68		
83	1995	5	30	13		Southern Cross Nr.1	BBE	Car Carrier	in/out	6631	2476	Suva	1995	5	30	14	Pago Pago	1.00	123.78	6.68	
84	1995	6	3	8		Solin	PFL	General	in/out	18794	8843	Papeete	1995	6	3	13	Pago Pago	5.00	657.27		
85	1995	6	5	8		Courour de Bois	Reynold	Fishing	exempted	46	32	Vavau	1995	6			?				
86	1995	6	6	7		World Discoverer	PFL	Passenger	in/out	3724	1188	Vavau	1995	6	6	23	Polynesian I	16.00			
87	1995	6	6	24		Ostfriesland	Transam	General	in/out	12944	7348	Pago Pago	1995	6	7	15	Nukualofa	15.00	1001.92	3.00	
88	1995	6	8	1		Kyowa Hibiscus	MH	RoRo	in/out	7945	2847	Pago Pago	1995	6	8	6	Port Vila	4.50	458.23	50.76	
89	1995	6	11	7		15 Southern Cross	Transam	General	in/out	3186	1372	Nukualofa	1995	6	12	6	Wallis	22.75	1078.46	33.30	
90	1995	6	13	7		10 Shabonee	MH	Tanker	in/out	18235	11048	Singapore	1995	6	14	15	Pago Pago	31.83	4000.00		
91	1995	6	13	6		Tutolu	BBE	Ferry	exempted	132	102	Tokelau L	1995	6	22	24	Tokelau	233.50			
92	1995	6	16	10		45 Sami 3	BBE	General	in/out	1599	1070	Nukualofa	1995	6	17	19	Pago Pago	32.25		168.00	
93	1995	6	17	0		Forum Samoa	PFL	RoRo	in/out	8881	2583	Suva	1995	6	17	18	Pago Pago	17.17	391.52	190.84	
94	1995	6	17	21		Moana Pacific	PFL	Container	in/out	14023	8304	Papeete	1995	6	18	6	Nukualofa	9.00	912.62	33.81	
95	1995	6	18	8		Fua Kavanga	PFL	RoRo	(in/exempt)	8881	2586	Pago Pago	1995	6	19	16	Pago Pago	32.50	2194.77	692.85	
96	1995	6	18	19		Thor Lisbeth	PFL	General	in/out	1395	547	Nukualofa	1995	6	19	15	30	Pago Pago	20.50	303.66	81.44
97	1995	6	22	24		Sami 3	BBE	General	in/out	1599	1070	Tokelau L	1995	6	23	6	Suva	6.00	4.50		
98	1995	6	23	8		Pacific Islander	BBE	RoRo	in/out	14146	6190	Suva	1995	6	23	22	Pago Pago	14.00	1033.26	42.28	
99	1995	7	1	10		Maasmond	BBE	General	in/out	399	399	Niue	1995	7	1	12	30	Vavau	2.50	46.38	1.68
100	1995	7	1	11		Toyofuji Nr.2	BBE	Car Carrier	in/out	8834	4189	Suva	1995	7	1	12	30	Pago Pago	1.50	55.85	16.98
101	1995	7	1	19		Socofi Stream	PFL	General	in/out	4885	2224	Suva	1995	7	2	6	Auckland	11.00	740.93		
102	1995	7	2	8		Pacific Rover	PFL	Tanker	(in/exempt)	1593	719	Raro Tonga	1995	7	3	6	Vavau	22.00	270.00		
103	1995	7	3	6		Southern Cross	Transam	General	in/out	3186	1372	Auckland	1995	7	3	22	?	16.00	1504.68	80.18	
104	1995	7	5	9		Monmouth	PFL	Naval	in/out	10774	6134	Nukualofa	1995	7	7	9	Kinbati	48.00			
105	1995	7	7	10		Polynesia	PFL	Container	exempted	10774	6134	Papeete	1995	7	7	16	Pago Pago	6.00	1151.24	64.63	
106	1995	7	8	8		Forum Samoa	PFL	RoRo	in/out	8861	2583	Pago Pago	1995	7	8	17	Nukualofa	9.00	1508.70	98.24	
107	1995	7	10	17		Kaasiakos	Transam	General	in/out	10872	8705	Pago Pago	1995	7	11	6	Nukualofa	13.00	649.24	20.20	
108	1995	7	11	17		Thor Lisbeth	PFL	General	in/out	1395	547	Nukualofa	1995	7	12	6	Rarotonga	12.50	475.56	150.88	
109	1995	7	13	10		RKS Teanoai	Police	Patrol	exempted	125		Papeete	1995	7	14	10	Suva	24.00			
110	1995	7	15	1		Fua Kavanga	PFL	RoLo	in/out	8881	2583	Suva	1995	7	15	23	Pago Pago	22.00	34.72	1326.77	

Arrivals

No.	year	month	day	hour	min	Name of Vessel	Owner or Agent	Trade Class	Pilot Requirement	Gross Tonnage	N.R.T. Tonnage	Last Port year, month	Depparture	hour	min.	Destination	Port Time	Tons In	Tons Out	
111	1995	7	15	12		Kyowa Violet	MH	RoLo	in/out	7337	2848	PagoPago 1995	18.00	6		Port Vila		775.09	5.88	
112	1995	7	16	8		Coral Islander	BBE	RoLo	in/out	14294	5512	Suva 1995	22.00	6		PagoPago		1230.92	119.83	
113	1995	7	17	9		HMCS Vancouver	Diplomatic	Naval	exempted	5600		Wellington 1995	72.00	9		Pearl Harbor				
114	1995	7	18	15		HMCS Regina	Diplomatic	Naval	exempted	5000		Darwin 1995	42.00	9		Pearl Harbor				
115	1995	7	27	8		Odense Maarsk	MH	Tanker	in/out	28010	15708	Lea 1995	33.00	17		Suva		1827.70		
116	1995	7	27	18		Pacific Rover	PFL	Tanker	(in/exempt)	1593	719	Ruda 1995	14.00	8		Ruda		270.00		
117	1995	7	27	11		Maasmond	Ronfen	General	in/out	360	269	Niue 1995	7	17	30	Auckland		150.28	0.30	
118	1995	7	27	21		Semi 3	Ronfen	General	in/out	1599	1070	Wata Wu 1995	7	28		Nelson		755.92		
119	1995	7	28	9		40 Southern Cross	Transam	General	in/out	3166	1372	Futuna 1995	7	28	16	Nukualofa		737.04	85.00	
120	1995	7	30	18		Forum Samoa	PFL	RoLo	in/out	6861	2583	PagoPago 1995	7	31	12	Nukualofa		1761.94	364.05	
121	1995	8	2	21		Tutolu	BBE	Ferry	exempted	136	102	Tokelau L 1995	8	3	19	Tokelau		628.52	17.52	
122	1995	8	3	14		Ostfriesland	Transam	General	in/out	12874	7348	PagoPago 1995	8	4	9	PagoPago		500.98	223.41	
123	1995	8	3	22		Thor Lisbeth	PFL	Container	in/out	1395	547	Nukualofa 1995	8	4	14	Port Vila		285.71	21.23	
124	1995	8	4	10		Kyowa Hibicus	MH	RoLo	in/out	7945	2847	PagoPago 1995	8	6	10	Funafuti				
125	1995	8	4	10		HMAS Bunbury	Diplomatic	Naval	exempted	280		PagoPago 1995	8	6	10	Funafuti				
126	1995	8	5	8		Mikhail Sholohof	BBE	Passenger	in/out	12798	4874	Lautoka 1995	8	5	20	PagoPago		880.06		
127	1995	8	5	23		Polynesia	PFL	Container	exempted	10774	6134	Papeete 1995	8	6	7	PagoPago		1333.49	1300.00	
128	1995	8	12	8		Ivy Bank	SSS	General	in/out	11941	7153	Papeete 1995	8	16	6	30	Suva		2117.40	802.18
129	1995	8	18	8		Fua Kavanga	PFL	RoLo	(in/exempt)	6861	2588	Suva 1995	8	17	9	PagoPago		1132.87	86.00	
130	1995	8	18	9		Southern Cross	Transam	General	in/out	3188	1372	Nukualofa 1995	8	16	14	Nukualofa		1080.57	32.62	
131	1995	8	17	10		Moana Pacific	Transam	Container	in/out	14023	8304	PagoPago 1995	8	17	5	Nukualofa		2007.41	1210.43	
132	1995	8	19	8		Forum Samoa	PFL	RoLo	in/out	6861	2583	Suva 1995	8	21	7	PagoPago		38.17	20.00	
133	1995	8	21	8		Pacific Islander	BBE	General	in/out	14146	8190	Suva 1995	8	21	18	30	PagoPago		1491.79	
134	1995	8	21	19		Nivanga 2	BBE	Passenger	in/out	1043	12480	Suva 1995	8	22	22	Tokelau				
135	1995	8	24	12		Thor Lisbeth	PFL	Passenger	in/out	23180	547	Nukualofa 1995	8	24	23	PagoPago		808.85	411.40	
136	1995	8	25	16		Sami 3	PFL	General	in/out	1395	1070	Niue 1995	8	26	8	Nukualofa		105.89		
137	1995	8	28	16		Satuohet	MH	Tanker	in/out	1599	1070	Niue 1995	8	28	18	Tuunanga		2707.55		
138	1995	8	28	16		Nivanga 2	BBE	Passenger	in/out	17697	10564	Suva 1995	8	30	6	Noumea		2.00		
139	1995	8	28	21		Nivanga 2	BBE	Passenger	in/out	1043	3407	PagoPago 1995	8	30	14	Futuna		149.24		
140	1995	8	31	22		Kyowa Cattleya	BBE	Car Carrier	in/out	9028	2842	Suva 1995	9	3	7	PagoPago		859.10	13.95	
141	1995	9	2	22		Polynesia	BBE	RoLo	in/out	7945	6134	Papeete 1995	9	5	13	PagoPago		654.55	23.05	
142	1995	9	5	8		Southern Cross	PFL	Container	in/out	10774	1372	Nukualofa 1995	9	6	17	30	Wallis		1387.42	60.00
143	1995	9	6	9		Maasmond	Ronfen	General	in/out	3186	399	Niue 1995	9	6	18	Vavau		54.23	105.48	
144	1995	9	6	12		Forum Samoa	PFL	General	in/out	6861	2583	Suva 1995	9	9	6	PagoPago		1878.11	558.44	
145	1995	9	8	8		Moana 3	PFL	RoLo	in/out	8861	2583	Suva 1995	9	9	6	PagoPago				
146	1995	9	10	7		Kassiakos	Transam	RoLo	in/out	920	415	Futuna 1995	9	10	9	Wallis		853.78	53.30	
147	1995	9	11	23		Fua Kavanga	Transam	General	in/out	16872	8705	PagoPago 1995	9	12	10	30	Nukualofa		2109.15	1528.70
148	1995	9	16	0		Thor Lisbeth	PFL	RoLo	in/out	6861	2588	Suva 1995	9	18	22	PagoPago		573.65	276.98	
149	1995	9	17	17		Coral Islander	BBE	General	in/out	1385	547	PagoPago 1995	9	18	20	PagoPago		696.66	65.49	
150	1995	9	19	20		Rybnovsk	Transam	General	in/out	14294	5312	Suva 1995	9	20	6	PagoPago		2264.68		
151	1995	9	20	17		Southern Cross	Transam	General	in/out	3936	1612	Suva 1995	9	21	11	30	Vavau			65.13
152	1995	9	27	6		Kassiakos	Transam	Container	in/out	3186	1372	Nukualofa 1995	9	27	17	30	Wallis		813.69	
153	1995	9	28	16		Forum Samoa	PFL	Container	in/out	16872	8705	Suva 1995	9	28	22	PagoPago		813.72		
154	1995	9	29	0		Ostfriesland	Transam	Container	in/out	12924	7348	PagoPago 1995	9	29	10	Nukualofa		1002.53	428.00	
155	1995	10	1	21		Forum Samoa	PFL	RoLo	in/out	6861	2583	PagoPago 1995	10	2	14	Nukualofa		1781.05	1015.13	
156	1995	10	3	7		Pacific Explorer	PFL	Tanker	in/out	954	596	Canor 1995	10	4	6	Asau		296.79		
157	1995	10	3	16		Toyofoji	BBE	Car Carrier	in/out	6877	6134	Papeete 1995	10	3	18	Auckland		83.77		
158	1995	10	4	1		Polynesia	PFL	Container	in/out	10774	547	Nukualofa 1995	10	4	6	PagoPago		501.36	97.78	
159	1995	10	10	11		Thor Lisbeth	PFL	General	in/out	1395	547	Nukualofa 1995	10	10	18	Rarotonga		354.63	98.54	
160	1995	10	12	12		Amelia	BBE	General	in/out	2629	1284	Townville 1995	10	11	18	Darwin		125.00		
161	1995	10	11	20		Moana Pacific	Transam	Container	in/out	14603	8304	PagoPago 1995	10	11	23	Nukualofa		80.85	167.48	
162	1995	10	12	8		Pacific Islander	BBE	General	in/out	14146	6190	Suva 1995	10	12	14	30	PagoPago		703.08	167.48
163	1995	10	16	14		Maasmond	Ronfen	General	in/out	393	260	Niue 1995	10	17	6	30	Auckland		154.13	
164	1995	10	17	8		Moraybank	SSS	General	in/out	11956	7131	Papeete 1995	10	19	8	30	Suva		276.20	3300.00
165	1995	10	19	10		Fua Kavanga	PFL	RoRo	in/out	6861	2588	PagoPago 1995	10	20	8	Nukualofa		2000.87	1151.89	

Arrivals

No.	year	month	day	hour	min	Name of Vessel	Owner or Agent	Trade Class	Pilot Requirement	Gross Tonnage	N.R.T. Tonnage	Last Port	year	month	day	hour	min	Destination	Port Time	Tons In	Tons Out
186	1995	10	19	13	30	Rybnovsk	Transam	General	in/out	3936	1612	Wata Wu	1995	10	20	8	30	Nukualofa	19.00	2232.38	0.90
187	1995	10	21	10	30	Forum Samoa	PFL	RoRo	in/out	6881	2583	Suva	1995	10	22	6	0	PagoPago	19.50	1298.49	462.50
188	1995	10	23	7	0	Pacific Explorer	PFL	Tanker	in/out	954	586	Ruda	1995	10	24	8	0	Asau	25.00	447.00	
189	1995	10	25	23	0	Southern Cross	Transam	General	in/out	3186	1372	Nukualofa	1995	10	26	8	0	Wallis	9.00	568.33	194.48
190	1995	10	26	12	0	Moana Pacific	Transam	Container	in/out	14623	8304	Suva	1995	10	26	15	0	PagoPago	3.00	2323.98	20.00
171	1995	10	29	7	30	Trans Pacific Nr.6	BBE	Car Carrier	in/out	9028	3407	PagoPago	1995	10	29	8	0	Auckland	0.50	66.54	
172	1995	10	31	11	30	Pacific Rover	PFL	Tanker	in/out	1462	682	Leutoka	1995	10	31	16	0	30 X-mes Islan	5.00	200.00	
173	1995	10	31	18	0	Kyowa Cattleya	BBE	RoLo	in/out	7945	2842	Suva	1995	11	1	16	0	PagoPago	22.00	1698.81	21.04
174	1995	11	2	1	0	Thor Lisbeth	PFL	General	in/out	1365	547	PagoPago	1995	11	2	8	0	Rarotonga	7.00	551.43	125.08
175	1995	11	3	1	0	Polynesia	PFL	Container	exempted	10774	6134	PagoPago	1995	11	3	6	0	PagoPago	5.00	214.06	9.00
176	1995	11	3	9	0	Captain Martin	MH	Tanker	in/out	25060	11128	Geelong	1995	11	4	16	0	Suva	33.00	5100.00	
177	1995	11	5	8	0	SS Rotterdam	BBE	Passenger	in/out	39874	17692	Suva	1995	11	5	17	0	PagoPago	9.00		
178	1995	11	11	7	30	Forum Samoa	PFL	RoLo	in/out	6881	2583	Suva	1995	11	11	24	0	PagoPago	17.00	2638.37	336.40
179	1995	11	12	3	30	Kassiakos	Transam	Container	in/out	16872	8705	PagoPago	1995	11	13	8	0	PagoPago	28.50	594.35	90.00
180	1995	11	13	12	0	Rybnovsk	Transam	General	in/out	3936	1612	Wata Wu	1995	11	14	2	0	Nukualofa	14.00	3502.86	
181	1995	11	20	8	0	Southern Cross	Transam	General	in/out	3186	1372	Nukualofa	1995	11	22	8	0	Wallis	48.00	1080.30	80.00
182	1995	11	20	11	0	Maasmond	Ronfen	General	in/out	399	280	Niue	1995	11	20	18	0	Nukualofa	7.00	378.67	
183	1995	11	22	8	30	Fua Kavenga	PFL	RoLo	in/out	6881	2583	Nukualofa	1995	11	23	8	0	PagoPago	22.50	2229.14	718.00
184	1995	11	22	10	0	HMAS Fremantle	Aust. Hkwo Naval	Naval	exempted	19711		Nukualofa	1995	11	26	10	0	Suva	86.00		
185	1995	11	22	10	0	HMAS Cladstone	Aust. Hkwo Naval	Naval	exempted	19711		Nukualofa	1995	11	25	10	0	Honiara	72.00		
188	1995	11	23	9	0	Coral Islander	BBE	General	in/out	14294	5512	Suva	1995	11	24	6	0	PagoPago	21.00	1346.33	290.00
187	1995	11	24	6	0	Ostfriesland	Transam	Container	in/out	12974	7348	PagoPago	1995	11	24	16	0	Nukualofa	10.00	928.37	70.00
188	1995	11	24	18	0	Thor Lisbeth	PFL	General	in/out	1395	547	Nukualofa	1995	11	24	24	0	Rarotonga	6.00	40.00	176.00
189	1995	11	28	11	0	Kassiakos	Transam	Container	in/out	18972	8705	Suva	1995	11	28	24	0	Papeete	13.00	1540.34	30.00
190	1995	12	2	5	0	Polynesia	PFL	Container	exempted	10774	6134	Papeete	1995	12	2	10	0	PagoPago	5.00	655.38	
191	1995	12	4	7	0	Forum Samoa	PFL	RoLo	in/out	6881	2583	PagoPago	1995	12	4	22	0	Nukualofa	15.00	2126.12	129.53
192	1995	12	4	7	0	Mana Pacific	PFL	Container	in/out	14023	8304	PagoPago	1995	12	6	23	0	Nukualofa	5.00	1100.63	676.23
193	1995	12	8	11	30	Pacific Rover	PFL	Tanker	in/out	1395		Asau	1995	12	8	22	0	Nukualofa	10.50	270.00	
194	1995	12	10	18	0	Southern Cross	Transam	General	in/out	3186	1372	Nukualofa	1995	12	11	8	0	Wallis	14.50	1054.93	80.00
195	1995	12	12	18	30	Rybnovsk	Transam	General	in/out	3936	1612	Wata Wu	1995	12	13	0	Niue	5.50	771.38	104.00	
196	1995	12	13	11	0	Sami 3	Ronfen	General	in/out	1599	1070	Auckland	1995	12	14	6	0	Nukualofa	19.50	211.26	1.00
197	1995	12	14	8	0	Pacific Islander	BBE	General	in/out	14146	8190	Suva	1995	12	15	6	0	PagoPago	22.00	1277.34	148.61
198	1995	12	16	9	30	Thor Lisbeth	PFL	General	in/out	1395	547	Nukualofa	1995	12	18	6	0	Rarotonga	44.50	461.05	200.66
199	1995	12	18	7	0	Pacific Rover	PFL	Tanker	in/out	1462	682	Vatia	1995	12	18	6	0	Asau		270.00	
200	1995	12	19	20	0	Mosna Pacific	Transam	Container	in/out	14025	8304	Suva	1995	12	20	1	0	PagoPago	5.00	1617.18	40.00
201	1995	12	22	8	0	Fua Kavenga	PFL	RoLo	in/out	6881	2583	Canor	1995	12	23	8	0	PagoPago	24.00	618.53	578.05
202	1995	12	22	18	0	Forum Samoa	PFL	RoLo	in/out	6881	2583	Suva	1995	12	23	8	0	PagoPago	14.00	422.14	639.74
203	1995	12	28	8	0	Sachem	MH	Tanker	in/out	18325		Nukualofa	1995	12	29	17	0	Tarama	33.00	4779.39	
204	1995	12	29	10	0	Southern Cross	Transam	General	in/out	3186	1372	Suva	1995	12	29	18	0	Futuna	8.83	1050.62	84.00
205	1995	12	29	15	0	Southern Cross Nr.1	BBE	Car Carrier	in/out	6631	2478	Suva	1995	12	29	19	0	Nagoya	4.00	209.48	
1	1996	1	3	10	30	Maasmond	Ronfen	General	in/out	899	240	Niue	1996	1	3	19	0	Nukualofa	8.50	110.00	2.00
2	1996	1	4	22	30	Kyowa Cattleya	BBE	RoLo	in/out	7945		Suva	1996	1	5	22	0	PagoPago	24.00	130.00	62.08
3	1996	1	5	24	0	Rybnovsk	Transam	General	in/out	3331	1612	Wata Wu	1996	1	6	14	0	Nukualofa	14.00	374.00	
4	1996	1	8	12	0	Kassiakos	Transam	General	in/out	16872	8705	PagoPago	1996	1	9	8	0	Nukualofa	20.00	1303.00	590.11
5	1996	1	9	8	0	Capt. Cristiano Daros Wisilika	Wisilika	Fishing	exempted	1348	404	PagoPago	1996	1	10	7	0	?	22.50		
6	1996	1	10	8	30	Carol Linda	Wisilika	Fishing	exempted	1042		?	1996	1	10	10	0	PagoPago	1.50		
7	1996	1	13	8	0	Forum Samoa	PFL	RoLo	in/out	6881	2583	Suva	1996	1	13	18	0	PagoPago	10.00	2235.00	453.77
8	1996	1	13	19	0	Foyiebank	SSS	General	in/out	18641	7131	Tahiti	1996	1	16	19	0	Suva	71.50	1178.00	1057.01
9	1996	1	17	18	0	Coral Islander	BBE	General	in/out	14294	5512	Suva	1996	1	18	6	0	PagoPago	12.00	1369.00	5.40
10	1996	1	19	7	0	Southern Cross	Transam	General	in/out	3186	1372	PagoPago	1996	1	19	20	0	Futuna	13.00	856.00	270.45
11	1996	1	22	9	0	Fua Kavenga	PFL	RoLo	in/out	6881		Suva	1996	1	23	7	0	PagoPago	22.00	1857.00	208.83
12	1996	1	23	11	0	Sachem?	MH	Tanker	in/out	28010		Australia	1996	1	24	11	0	Suva	24.00	2643.00	341.00
13	1996	1	24	19	30	Moana Pacific	Transam	Container	in/out	14023		PagoPago	1996	1	24	23	0	Nukualofa	4.00	569.00	
14	1996	1	20	10	0	Pacific Rover	PFL	Tanker	in/out	1594		Vatia	1996	1	26	11	0	Asau	1.00	487.00	
15	1996	1	30	8	0	Albatros	MH	Passenger	in/out	24803	12113	PagoPago	1996	1	30	21	0	Sanusanu	13.00		

Arrivals

No.	year	month	day	hour	min	Name of Vessel	Owner or Agent	Trade Class	Pilot Requirement	Gross Tonnage	N.R.T. Tonnage	Last Port	year	month	day	hour	min	Destination	Tons In	Tons Out
16	1996	1	31	7		Polynesia	PFL	Container	exempted	10774	8134	Papeete	1996	1	31	24		PagoPago	473.00	102.00
17	1996	2	3	21		Forum Samoa	PFL	RoLo	in/out	6881	2583	PagoPago	1996	2	5	17		Nukualofa	2109.00	634.82
18	1996	2	4	8		Southern Cross Nr.1	BBE	Car Carrier	in/out	6831		PagoPago	1996	2	4	8		Nagoya	88.00	
19	1996	2	7	13		Southern Cross	Transam	General	in/out	3186	1372	PagoPago	1996	2	7	20		Nukualofa	1534.00	248.00
20	1996	2	9	9		Pacific Explorer	PFL	Tanker	in/out	1149		Lautoka	1996	2	11	8		Asau	420.00	
21	1996	2	10	12		Italia Prima	PFL	Passenger	in/out	15614		Hawaii	1996	2	10	22		Nukualofa		
22	1996	2	14	12		Tutolu	BBE	Passenger	in/out	136		Tokelau	1996	2	17	12		Tokelau	72.00	
23	1996	2	19	8		Pacific Islander	BBE	General	in/out	14146	6190	PagoPago	1996	2	20	6		Papeete	1149.00	105.00
24	1996	2	23	6		Southern Cross	Transam	General	in/out	3186	1372	PagoPago	1996	2	23	15		Vavau	1085.00	40.70
25	1996	2	23	8		Fua Kavenga	PFL	RoLo	in/out	6861		Suva	1996	2	24	14		PagoPago	1786.00	755.45
26	1996	2	23	18		Nivanga 2	BBE	Passenger	in/out	1043		Niue	1996	2	24	10		Tokelau	235.00	10.00
27	1996	2	24	14		Maasmond	Ronfen	General	in/out	400		Niue	1996	2	24	19		Vavau	119.00	3.00
28	1996	2	25	17		Forum Samoa	PFL	RoLo	in/out	6881	2583	Nukualofa	1996	2	28	13		PagoPago	1709.00	378.40
29	1996	2	27	20		Kassiakos	Transam	General	in/out	16872	8705	PagoPago	1996	2	28	8		Nukualofa	1220.00	139.71
30	1996	2	29	21		Nivanga 2	BBE	Passenger	in/out	1043		Tokelau	1996	3	1	14		Tuvalu	68.00	
31	1996	3	1	1		Polynesia	PFL	LoLo	in/out	10774	8134	Papeete	1996	3	1	14		Tuvalu	472.00	7.49
32	1996	3	3	18		Kyowa Cattleya	BBE	LoLo	in/out	7945		Suva	1996	3	4	8		PagoPago	1216.00	50.00
33	1996	3	5	6		Thor Lisbeth	PFL	General	in/out	1395		PagoPago	1996	3	6	8		Rarotonga	511.00	210.80
34	1996	3	11	6		Moraybank	SSS	General	in/out	11958	7131	Papeete	1996	3	11	18		Noumea	1823.00	46.09
35	1996	3	11	17		Captain Martin	MH	Tanker	in/out	25060	11128	Melbourne	1996	3	12	18		Papeete	3800.00	
36	1996	3	11	17		Southern Cross	Transam	General	in/out	14023	8304	Papeete	1996	3	13	6		PagoPago	1482.00	117.00
37	1996	3	12	10		Moana Pacific	Transam	Container	in/out	3936		1612 Suva	1996	3	13	6		PagoPago	1325.00	40.00
38	1996	3	13	7		Rybnovsk	Transam	General	in/out	3936		1612 Suva	1996	3	13	6		PagoPago	314.00	123.20
39	1996	3	13	9		Thor Lisbeth	PFL	General	in/out	1395	547		1996	3	13	18		Auckland	462.00	136.00
40	1996	3	17	6		Forum Samoa	PFL	RoRo	in/out	6881	2583	PagoPago	1996	3	18	18		Nukualofa	2237.00	219.71
41	1996	3	21	7		Kazakhstan 2	BBE	Passenger	(in/)	16214		601 Wallis	1996	3	21	14		Borabora	6.50	
42	1996	3	24	6		Pacific Rover	PFL	Tanker	in/out	1762		601 Wallis	1996	3	24	22		Asau	18.00	
43	1996	3	26	17		Coral Islander	BBE	General	in/out	14284	5512	Suva	1996	3	27	22		PagoPago	1274.00	
44	1996	3	27	19		Thor Lisbeth	BBE	General	in/out	1395	547	Nukualofa	1996	3	28	14		PagoPago	1280.00	120.00
45	1996	3	28	6		Fua Kavenga	PFL	RoRo	in/out	6861	2586	Suva	1996	3	28	6		PagoPago	158.00	186.62
46	1996	3	29	1		Southern Cross	Transam	General	in/out	3188	1372	PagoPago	1996	3	29	13		PagoPago	2238.00	429.35
47	1996	3	30	21		Polynesia	PFL	LoLo	in/out	10774	6134	Papeete	1996	3	31	1		PagoPago	1312.00	80.20
48	1996	4	1	7		Maasmond	Ronfen	General	in/out	399	280	Vavau	1996	4	1	9		PagoPago	573.00	
49	1996	4	1	6		Forum Samoa	PFL	RoRo	in/out	6881	2583	Suva	1996	4	1	15		PagoPago	84.00	
50	1996	4	9	8		Tutolu	BBE	(Passenger,Ferry)	exempted	136		107 Tokelau	1996	4	7	6		PagoPago	1522.00	120.20
51	1996	4	15	15		Southern Cross	Transam	Container	in/out	3188	1372	PagoPago	1996	4	11	17		Tokelau	57.00	
52	1996	4	18	2		Kassiakos	Transam	Container	in/out	18872	8705	PagoPago	1996	4	16	0		Anchorage	9.50	25.50
53	1996	4	17	8		Nivanga 2	BBE	Passenger	in/out	1043		Suva	1996	4	16	13		Tauranga	1335.00	4.00
54	1996	4	17	12		Thor Lisbeth	PFL	General	in/out	1395	547	Nukualofa	1996	4	16	13		Tokelau	6.00	15.40
55	1996	4	18	17		Pacific Islander	BBE	Container	in/out	14146	6190	Nukualofa	1996	4	19	8		PagoPago	408.00	99.96
56	1996	4	20	7		Pacific Way	BBE	Tug	exempted	111.69		Suva	1996	4	19	8		PagoPago	1771.00	54.60
57	1996	4	22	7		Spybank	SSS	General	in/out	18663	34.95	Suva	1996	4	23	18		Nukualofa	500.07	
58	1996	4	25	12		Nivanga 2	BBE	(Passenger,Geno)	in/out	1043	10322	Papeete	1996	4	23	18		Noumea	290.00	
59	1996	4	27	11		Forum Samoa	PFL	RoRo	in/out	6881	314	Fakaofu	1996	4	25	22		PagoPago	68.00	
60	1996	4	29	13		Polynesia	PFL	Container	in/out	10774	2583	Suva	1996	4	28	?		PagoPago	2023.00	373.96
61	1996	4	29	13		Fua Kavenga	PFL	RoRo	in/out	6881	6134	?	1996	4	28	?		?	416.00	
62	1996	4	30	7		Pacific Explorer	PFL	Tanker	in/out	954	2586	PagoPago	1996	4	30	6		Nukualofa	1871.00	510.83
63	1996	5	1	23		Kyowa Cattleya	BBE	Container	in/out	7945		Suva	1996	5	1	9		Asau	395.00	
64	1996	5	5	0		Moana Pacific	Transam	Container	in/out	14023	8304	PagoPago	1996	5	5	7		Nukualofa	1134.00	38.78
65	1996	5	5	8		Southern Cross	Transam	Container	in/out	3188	1372	PagoPago	1996	5	5	19		Vavau	1547.00	179.00
66	1996	5	7	8		Pacific Rover	PFL	Tanker	in/out	1761	662	Futuna	1996	5	7	17		Rarotonga	1311.00	252.38
67	1996	5	8	11		Thor Lisbeth	PFL	General	in/out	1395	547	Nukualofa	1996	5	8	21		PagoPago	395.00	
68	1996	5	9	9		Concordia	Raynold	General	in/out	413	123	Suva	1996	5	12	12		Fanning Isia	361.00	118.29
69	1996	5	16	9		Forum Samoa	PFL	RoRo	in/out	6881	2582	Suva	1996	5	16	23		PagoPago	1595.00	326.27
70	1996	5	17	7		Captain Martin	MH	Tanker	in/out	25060	11128	PortMores	1996	5	18	16		Papeete	3839.00	

Arrivals				Departure																
No.	year	month	day	hour	min	Name of Vessel	Owner or Agent	Trade Class (Passenger,General)	Pilot Requirement	Gross Tonnage	N.R.T. Tonnage	Last Port year.	month	day	hour	min.	Destination	Port Time	Tons In	Tons Out
71	1996	5	19	18	20	Tutolu	BBE	(Passenger,General)	in/out	136	102 Tokelau	1996	5	24	6	20	Tokelau	11.17	1415.00	233.58
72	1996	5	23	19	10	Southern Cross	Transam	Container	in/out	3186	1372 PagoPago	1996	5	24	6	20	Vavau	11.25	94.00	
73	1996	5	24	7	15	Sami 3	Ronfen	General	in/out	1599	1070 Niue	1996	5	24	18	30	Vavau	4.00	684.00	
74	1996	5	29	7		Polynesia	PFL	Container	exempted	10774	6134 PagoPago	1996	5	29	11		Longbeach		382.00	403.17
75	1996	5	29	13	40	Thor Lisbeth	PFL	General	in/out	1395	547 PagoPago	1996	5	30			Rarotonga	9.00	2914.00	131.95
76	1996	5	29	15		Fua Kavenga	PFL	RoRo	in/out	6861	2588 Suva	1996	5	30			?	11.50	1822.00	174.38
77	1996	5	31	18	30	Kassiakos	Transam	(Container,General)	in/out	16972	8705 PagoPago	1996	6	1	6		Tokelau	16.00	498.00	30.05
78	1996	6	1	8		Tutolu	BBE	Ferry	exempted	138	102 Tokelau	1996	6	2			Noumea	49.17	689.00	
79	1996	6	3	7	50	Fyriebank	SSS	General	in/out	18627	7680 Papeete	1996	6	5	11		PagoPago	13.50	1436.00	72.91
80	1996	6	5	10	20	Trans Pacific Nr.8	BBE	Car Carrier	in/out	9028	3402 Nagoya	1996	6	8	2		15 Asau	21.75	1014.00	494.41
81	1996	6	5	13		Coral Islander	BBE	General	in/out	14294	5512 Suva	1996	6	7	22		PagoPago	15.00	1417.00	
82	1996	6	6	7	30	Pacific Rover	PFL	Tanker	in/out	1761	682 Suva	1996	6	7	22		PagoPago	72.00	1715.00	316.71
83	1996	6	7	7		Forum Samoa	PFL	RoRo	in/out	6861	2583 Suva	1996	6	12	10		PagoPago	35.75	1432.00	130.93
84	1996	6	9	10		HMAS Bendigo	Com/Aust	Warship	in/out	197	318 Tutulu	1996	6	12	24		Vavau	16.87	828.00	
85	1996	6	11	12	15	Southern Cross	Transam	Container	in/out	3186	1372 PagoPago	1996	6	12	24		Lautoka	12.08	1161.00	213.45
86	1996	6	15	8	39	Pacific Explorer	PFL	Tanker	in/out	1149	580 Lautoka	1996	6	16	18		Rarotonga	6.50	910.00	27.49
87	1996	6	19	7	8	Thor Lisbeth	PFL	Container	in/out	1395	547 PagoPago	1996	6	19	24		Papeete	8.00	1448.00	
88	1996	6	19	18	20	Pacific Islander	BBE	(Container,General)	in/out	14146	8190 Suva	1996	6	20	6	25	Nukualofa	22.00	2719.00	333.91
89	1996	6	22	17		Moana Pacific	Transam	Container	in/out	14023	8304 PagoPago	1996	6	23	1		Lautoka	72.00	899.00	81.00
90	1996	6	25	24	30	Polynesia	PFL	Container	exempted	10774	6134 Papeete	1996	6	26	7		PagoPago	6.00	207.00	
91	1996	6	28	10		Perth	NZ H/Com	Destroyer	exempted	4881	Pearl Hart	1996	7	1	10		Lautoka	22.00	219.00	
92	1996	6	28	14		Fua Kavenga	PFL	RoRo	in/out	6861	2588 Suva	1996	6	29	12		PagoPago	21.00	899.00	
93	1996	6	30	9		Southern Cross	Transam	Container	in/out	3186	1372 PagoPago	1996	7	1	6		Hawaii	54.40	1513.00	758.97
94	1996	7	1	11	38	Universe Explorer	MH	Passenger	in/out	22162	6648 Suva	1996	7	3	18		PagoPago	17.33	159.00	10.00
95	1996	7	3	18	40	Forum Samoa	PFL	RoRo	in/out	6861	2583 Lautoka	1996	7	4	11		Tokelau	46.00	1250.00	1257.40
96	1996	7	3	19		Nivanga 2	BBE	Passenger	in/out	1043	314 Tokelau	1996	7	4	11		Papeete	16.50	1368.00	73.98
97	1996	7	4	14		Ivy Bank	SSS	General	in/out	11941	7153 Yanchina	1996	7	6	12		PagoPago	10.25	659.00	175.00
98	1996	7	6	13	30	Kyova Cattieys	BBE	Container	in/out	7945	2847 Suva	1996	7	7	6		PagoPago	48.00	1435.00	357.00
99	1996	7	10	9	45	Thor Lisbeth	PFL	Container	in/out	1395	547 Nukualofa	1996	7	10	20		Rarotonga	6.00	430.00	9.36
100	1996	7	11	17		Nivanga 2	BBE	Passenger	in/out	1043	314 Tokelau	1996	7	11	23		Funafuti	6.00	207.00	
101	1996	7	12	10		Charles Upham	NZ H/Com	Naval	exempted	7955	2827 Neian	1996	7	14	30		Leruka	10.00	1435.00	
102	1996	7	19	4		Southern Cross	Transam	Container	in/out	3186	1372 Nukualofa	1996	7	19	14		Rarotonga	16.00	430.00	
103	1996	7	19	15		Moraybank	SSS	(Container,General)	in/out	11956	7131 Papeete	1996	7	20	7		Noumea	10.00	690.00	
104	1996	7	20	8		Pacific Rover	PFL	Tanker	in/out	1761	662 Futuna	1996	7	20	18		Rarotonga	8.00	2341.00	519.50
105	1996	7	21	22		Kassiakos	Transam	Container	in/out	16872	8705 PagoPago	1996	7	22	6		Nukualofa	24.00	2254.00	413.37
106	1996	7	21	22		Forum Samoa	PFL	RoRo	in/out	6861	2583 PagoPago	1996	7	23	7		PagoPago	6.00	1115.00	40.72
107	1996	7	26	24		Polynesia	PFL	Container	exempted	10774	6134 Papeete	1996	7	27	6		PagoPago	43.00	2028.00	565.06
108	1996	7	30	10		Fua Kavenga	PFL	RoRo	in/out	6861	2588 Suva	1996	7	31	19		PagoPago	28.50	4900.00	2.00
109	1996	7	31	10	45	Rush	PFL	Coast Guard	(in/)	3300	PagoPago	1996	7	31	19		PagoPago		171.00	
110	1996	8	3	8		Captain Martin	MH	Tanker	in/out	25080	11128 Melbourne	1996	8	4	12		Papeete	9.50		
111	1996	8	3	16	30	Mauanga Roa	BBE	General	in/out	220	170 PagoPago	1996	8	5	17		?	38.00	1978.00	397.50
112	1996	8	5	7	30	Fair Star	PFL	Passenger	in/out	23180	12480 PagoPago	1996	8	5	17		PagoPago	8.00	986.00	108.50
113	1996	8	3	3		Tutolu	BBE	Ferry	exempted	138	102 Tokelau	1996	8	4	17		PagoPago	4.33	1531.00	260.00
114	1996	8	8	10		Southern Cross	Transam	Container	in/out	3186	1372 Nukualofa	1996	8	8	18		Nukualofa	14.00	1557.00	
115	1996	8	9	2	40	Thor Rikke	Transam	Container	in/out	1395	1372 Nukualofa	1996	8	9	7		Lautoka	30.50	131.00	2.00
116	1996	8	11	16		Moana Pacific	Transam	Container	in/out	14023	8304 PagoPago	1996	8	12	6		Tokelau	11.00	813.00	120.24
117	1996	8	12	6	30	Pacific Explorer	PFL	Tanker	in/out	1149	580 Lautoka	1996	8	13	14		PagoPago	16.00	1732.00	513.50
118	1996	8	12	7	30	Tutolu	SBL	Ferry	exempted	138	107 PagoPago	1996	8	13	14		PagoPago	8.83	993.00	108.21
119	1996	8	13	17	30	Mauanga Roa	BBE	Container	in/out	220	170 Tokelau	1996	8	14			?	6.50		
120	1996	8	14	2		Coral Islander	BBE	Container	in/out	14294	5512 Suva	1996	8	15	13		PagoPago	18.00	1732.00	
121	1996	8	15	0		Forum Samoa	PFL	RoRo	in/out	6861	2583 Suva	1996	8	15	16		PagoPago	0.87	1585.00	75.00
122	1996	8	20	24		Thor Lisbeth	PFL	Container	in/out	1395	540 Nukualofa	1996	8	21	8	50	PagoPago	9.00	1368.00	33.96
123	1996	8	23	9	30	Pacific Rover	PFL	Tanker	exempted	1761	662 Wallis	1996	8	23	10	28	Asau			
124	1996	8	23	19		Sami 3	Ronfen	General	in/out	1599	1070 Niufois	1996	8	24	18		PagoPago	9.00		
125	1996	8	24	9		Pacific Islander	BBE	Container	in/out	14146	6180 Suva	1996	8	24	18		PagoPago		1368.00	

Arrivals				Departure										Tons In		Tons Out					
No.	year	month	day	hour	min	Name of Vessel	Owner or Agent	Trade Class	Pilot Requirement	Gross Tonnage	N.R.T. Tonnage	Last Port year.	month	day	hour	min.	Destination	Port Time	Tons In	Tons Out	
126	1996	8	24	19		Polynesia	PFL	Container	in/out	10774	6134	Papeete	1996	8	25	2	PagoPago	7.00	968.00	28.80	
127	1996	8	25	18		Filaos	PFL	General	in/out	2802	1558	Wallis	1996	8	28	18	PagoPago	24.00	1275.00		
128	1996	8	27	10		Southern Cross	Transam	Container	in/out	3186	1372	Nukualofa	1996	8	28	18	PagoPago	31.50	612.00	296.71	
129	1996	8	30	6		Thor Rikke	Transam	Container	in/out	1395	540	Nukualofa	1996	8	31	6	Sydney	24.00	682.00	2.00	
130	1996	8	30	13		Pacific Mariner	PFL	Tanker	in/out	1394	686	Suva	1996	8	31	13	Ruda	24.00	2000.00		
131	1996	8	30			Forum Samoa	PFL	RoRo	in/out	8881	2583	Suva	1996	8	31	8	PagoPago	32.00	2295.00	138.14	
132	1996	8	31	15		Fua Kavenga	PFL	RoRo	in/out	6861	2586	Suva	1996	8	31	8	PagoPago	24.00	2422.00	327.28	
133	1996	9	1	9		Kyowa Cattleya	BBE	RoRo	in/out	7945	2847	Suva	1996	9	7	22	30	PagoPago	157.50	1492.00	60.74
134	1996	9	10	10		Kassiakos	Transam	Container	in/out	16872	8705	PagoPago	1996	9	11	0	30	Tauranga	14.00	4812.00	288.50
135	1996	9	12	10		Thor Lisbeth	PFL	Container	in/out	1395	547	PagoPago	1996	9	13	9	Rarotonga	32.50	645.00	171.76	
136	1996	9	13	10		Spybank	SSS	General	in/out	18683	10372	Papeete	1996	9	15	6	Noumea	43.25	355.00	780.00	
137	1996	9	15	7		Southern Cross	Transam	Container	in/out	3188	1372	Nukualofa	1996	9	19	22	?	?	3552.00	284.75	
138	1996	9	19	9		Maunga Roa	BBE	General	in/out	290	170	PagoPago	1996	9	19	22	Tokelau	12.17	133.00	15.00	
139	1996	9	20	16		Forum Samoa	PFL	RoLo	in/out	6861	2583	Suva	1996	9	21	8	PagoPago	16.00	3201.00	264.26	
140	1996	9	21	9		Filaos	PFL	General	in/out	2802	1558	Nukualofa	1996	9	21	20	PagoPago	11.00	1029.00		
141	1996	9	22	8		Thor Rikke	Transam	Container	in/out	1395	547	Nukualofa	1996	9	23	7	Wallis	25.00	886.00	29.10	
142	1996	9	23	8		Polynesia	PFL	Container	in/out	10774	6134	Papeete	1996	9	23	7	PagoPago		849.00	62.79	
143	1996	9	26	7		Maunga Roa	BBE	General	(in/)	290	170	Tokelau	1996	9			?		2700.00	155.00	
144	1996	9	29	7		Odense Maersk	MH	Tanker	in/out	28010	15708	Kwinana	1996	9			Sydney		1140.00		
145	1996	9	29	18		Moana Pacific	Transam	RoRo	in/out	14023	8304	PagoPago	1996	9			Nukualofa				
146	1996	10	1	19		Nivanga 2	BBE	Passenger	in/out	1043	314	Funafuti	1996	10	2	12	Funafuti	16.25			
147	1996	10	3	17		Southern Cross	Transam	Container	in/out	3186	1372	Nukualofa	1996	10	4	6	PagoPago	12.50	1849.00	288.80	
148	1996	10	5	1		Fua Kavenga	PFL	RoRo	in/out	6861	2586	Suva	1996	10	5	22	PagoPago	21.00	1504.00	633.01	
149	1996	10	6	16		Thor Lisbeth	PFL	Container	in/out	1395	547	PagoPago	1996	10	7	9	Rarotonga	17.00	437.00	41.10	
150	1996	10	7	18		Captain Martin	MH	Tanker	in/out	25060	11128	Geelong	1996	10			Papeete		3857.00		
151	1996	10	11	7		Acoriano	Transam	Container	in/out	1988	988	Suva	1996	10	11	6	Wallis	5.00	784.00		
152	1996	10	11	7		Seabourn Pride	BBE	Passenger	in/out	9975	3023	PagoPago	1996	10	11	16	Sanusanu	9.00			
153	1996	10	11	20		Forum Samoa	PFL	RoRo	in/out	6861	2583	PagoPago	1996	10	12	10	Nukualofa	14.00	1600.00	261.27	
154	1996	10	17	21		Thor Rikke	Transam	Container	in/out	1395	547	Nukualofa	1996	10	14	8	30	Wallis	10.87	626.00	324.00
155	1996	10	17	2		Coval Islander	BBE	RoRo	in/out	14294	5512	Suva	1996	10			PagoPago		1694.00	80.00	
156	1996	10	18	10		Fremantle	?	Patrol	in/out	250	Suva	1996	10	21	10	Nukualofa	72.00				
157	1996	10	18	18		Filaos	PFL	(Container,General)	in/out	2802	1558	Vavau	1996	10	19	6	Wallis	12.00	606.00		
158	1996	10	22	2		Polynesia	PFL	Container	exempted	10774	6134	Papeete	1996	10	22	8	PagoPago	6.00	575.00	104.09	
159	1996	10	22	12		Southern Cross	Transam	Container	in/out	3186	1372	Nukualofa	1996	10	22	22	30	PagoPago	9.97	1182.00	368.62
160	1996	10	28	13		Thor Lisbeth	PFL	Container	in/out	1395	547	PagoPago	1996	10	28	24	Rarotonga	10.33	631.00	264.24	
161	1996	10	30	22		Kassiakos	Transam	Container	in/out	16872	8705	PagoPago	1996	10			Tauranga		1860.00	220.00	
162	1996	11	3	18		Pacific Islander	BBE	Container	in/out	14146	8180	PagoPago	1996	11	4	8	Suva	14.00	1259.00	4.48	
163	1996	11	4	19		Fua Kavenga	PFL	RoLo	in/out	6861	2586	Suva	1996	11	5	9	PagoPago	14.00	1132.00	776.33	
164	1996	11	4	19		Forum Samoa	PFL	RoLo	in/out	6861	2583	PagoPago	1996	11	6	1	Nukualofa	15.00	1840.00	270.04	
165	1996	11	5	11		Thor Rikke	Transam	Container	in/out	1395	547	PagoPago	1996	11	6	7	Wallis	20.00	794.00	200.00	
166	1996	11	6	18		Southern Cross	Transam	Container	in/out	3186	1372	Nukualofa	1996	11	6	23	30	Vavau	5.50	828.00	332.40
167	1996	11	7	12		Anki Pacific	Transam	General	in/out	13998	7542	Suva	1996	11	7	19	PagoPago	7.00	318.00		
168	1996	11	9	17		Captain Martin	MH	Tanker	in/out	25060	11128	Meibourne	1996	11	10	17	Papeete	24.00	1900.00		
169	1996	11	11	6		Sami 3	Ronfen	General	in/out	1599	1070	Niue	1996	11	11	20	Tokelau	14.00	75.00	4.00	
170	1996	11	11	7		Kyowa Cattleya	BBE	Container	in/out	7945	2847	Suva	1996	11	11	20	Tokelau		1116.00	26.49	
171	1996	11	16	17		Maunga Roa	S/CPL	General	in/out	290	170	Tokelau	1996	11	23	17	Tokelau	168.00	201.00	3.57	
172	1996	11	17	9		Seabourn Pride	BBE	Passenger	in/out	9975	3025	Nukualofa	1996	11			Rarotonga		671.00	8.00	
173	1996	11	17	11		Sami 3	Ronfen	General	in/out	1599	1070	Tokelau	1996	11	18	12	Nukualofa	25.00	2070.00	120.00	
174	1996	11	18	15		Moana Pacific	Transam	Container	in/out	14023	8304	PagoPago	1996	11	18	23	30	Nukualofa	8.00	2070.00	
175	1996	11	18	17		Filaos	PFL	General	in/out	2802	1558	Futuna	1996	11	19	6	PagoPago	13.00	327.00		
176	1996	11	20	6		Polynesia	PFL	Container	in/out	10774	6134	Papeete	1996	11	21	12	PagoPago	6.00	937.00	160.00	
177	1996	11	21	6		Thor Lisbeth	PFL	Container	in/out	1395	547	PagoPago	1996	11	21	19	Rarotonga	13.00	487.00	335.42	
178	1996	11	22	10		Southern Cross	Transam	Container	in/out	3186	1372	Suva	1996	11	22	18	PagoPago	8.00	1512.00	210.00	
179	1996	11	23	6		Forum Samoa	PFL	RoLo	in/out	6861	2583	Suva	1996	11	24	6	PagoPago	23.50	1720.00		
180	1996	11	22	8		Tutolo	Slado Br	Ferry	exempted	136	102	Tokelau	1996	11	23	16	Tokelau	32.00			

Arrivals				Departure																
No.	year	month	day	hour	min	Name of Vessel	Owner or Agent	Trade Class	Pilot Requirement	Gross Tonnage	N.R.T. Tonnage	Last Port	year.	month	day.	hour	min.	Destination	Tons In	Tons Out
181	1996	11	28	7		Thor Rikke	Transam	Container	in/out	1395	547	Nukualofa	1996	11	28	14	30	Wallis	899.00	268.00
182	1996	12	6	15		Fua Kavenga	PFL	RoLo	in/out	6861	2586	Suva	1996	12	7	7		Pago-Pago	1925.00	359.97
183	1996	12	7	15		Southern Cross	Transam	Container	in/out	3186	1372	Nukualofa	1996	12	8	1	30	Pago-Pago	2127.00	212.35
184	1996	12	10	6		Pacific Rover	PFL	Tanker	in/out	1701	602	Rarotonga	1996	12	15	6		Lautoka	845.00	152.33
185	1996	12	13	22		Thor Lisbeth	PFL	Container	in/out	1395	547	Pago-Pago	1996	12	14	13		Papeete	246.00	81.43
186	1996	12	13	23		Coral Islander	BBE	Container	in/out	14294	5512	Pago-Pago	1996	12	16	12		Pago-Pago	2702.00	131.87
187	1996	12	14	19		Forum Samoa	PFL	RoLo	in/out	6861	2586	Suva	1996	12	16	22		Nukualofa	1325.00	90.46
188	1996	12	16	13	30	Anki Pacific	Transam	Container	in/out	1398	7542	Pago-Pago	1996	12	16	22		Nukualofa	832.00	336.00
189	1996	12	19	6		Thor Rikke	Transam	Container	in/out	1395	547	Pago-Pago	1996	12	20	6		Nukualofa	700.00	
190	1996	12	20	18		Pacific Explorer	PFL	Tanker	in/out	1149	580	Vavau	1996	12	21	10		Ruda	667.00	210.00
191	1996	12	21	7		Polynesia	PFL	Container	exempted	10774	6134	Papeete	1996	12	21	12		Pago-Pago		
192	1996	12	22	7		Crystal Harmony	BBE	Passenger	in/out	48621	20288	Vavau	1996	12	22	17		Rarotonga	10.00	
193	1996	12	22	19		Southern Cross	BBE	Container	in/out	3186	1372	Nukualofa	1996	12	23	6		Pago-Pago	11.00	198.62
194	1996	12	29	19		Pacific Islander	BBE	Container	in/out	14146	6190	Pago-Pago	1996	12	30	4		Suva	710.00	42.37
1	1997	1	2	24		Forum Samoa	PFL	RoLo	in/out	6861	2583	Suva	1997	1	3	2		Nukualofa	1659.00	278.00
2	1997	1	4	6		Odense maersk	MH	Tanker	in/out	28010	15708	Kwinana	1997	1	5	7		Suva	1003.00	
3	1997	1	6	6		Teignbank	SSS	General	in/out	18663	10663	Noumea	1997	1	10	16		Pago-Pago	684.9	60.00
4	1997	1	10	10		Southern Cross	Transam	Container	in/out	3186	1372	Nukualofa	1997	1	10	16		Papeete	1586	749.00
5	1997	1	10	18		Fua Kavenga	PFL	RoLo	in/out	6861	2584	Pago-Pago	1997	1	10	23		Wallis	320.5	89.00
6	1997	1	15	8		Thor Rikke	Transam	Container	in/out	1395	547	Nukualofa	1997	1	15	14		Rarotonga	944	565.00
7	1997	1	15	9		Thor Lisbeth	PFL	General	in/out	1395	547	Pago-Pago	1997	1	15	16		Tokelau		
8	1997	1	15	10		Tutolu	Scade Brot	Ferry	exempted	138	102	Tokelau	1997	1	16	7		Papeete	1413.52	183.63
9	1997	1	15	17		Kyowa Cattleya	BBE	Container	in/out	745	2847	Pago-Pago	1997	1	17	7		Papeete	3559.00	
10	1997	1	16	6		Captain Martin	MH	Tanker	in/out	25990	11128	Melbourne	1997	1	17	7		Papeete	887.20	358.10
11	1997	1	18	7		Mozana Pacific	PFL	Container	in/out	14023	8304	Papeete	1997	1	19	6		Pago-Pago	928.00	72.00
12	1997	1	19	1	30	Polynesia	PFL	Container	exempted	10774	6134	Papeete	1997	1	19	6		Pago-Pago	3000.00	
13	1997	1	20	14		Boral Gas	PFL	LP Gas Carrier	in/out	2602	780	Suva	1997	1	20	18		Pago-Pago		
14	1997	1	23	14		Forum Samoa	PFL	RoLo	in/out	6861	2583	Suva	1997	1	24	6		Pago-Pago	1780.00	134.00
15	1997	1	25	10		Southern Cross	Transam	Container	in/out	3186	1372	Nukualofa	1997	1	24	6		Pago-Pago	968.90	370.90
16	1997	1	29	7	40	Crystal Symphony	BBE	Cruise Vessel	in/out	51044	20201	Honolulu	1997	1	29	7		SanuSanu		
17	1997	2	4	8		USOC Seseafra	Diplomatic	Container	exempted	3300		Pago-Pago	1997	2	6	9		Honolulu	49.50	
18	1997	2	7	21	30	Meraybank	SSS	General	in/out	11856	7131	Nukualofa	1997	2	8	17		Philadelphia	19.50	
19	1997	2	8	18	30	Thor Rikke	Transam	Container	in/out	1395	547	Nukualofa	1997	2	9	7		Wallis	383.50	292.00
20	1997	2	8	19	30	Forum Samoa	PFL	RoLo	in/out	6861	2583	Suva	1997	2	9	6		Pago-Pago	1969.00	112.00
21	1997	2	11	9		Southern Cross	Transam	Container	in/out	3186	1372	Nukualofa	1997	2	11	18		Pago-Pago	675.60	533.00
22	1997	2	11	10		Thor Lisbeth	PFL	Container	in/out	1395	547	Pago-Pago	1997	2	12	6		Rarotonga	820.00	188.00
23	1997	2	11	20		Fua Kavenga	PFL	RoLo	in/out	8861	2586	Pago-Pago	1997	2	12	7		Nukualofa	1720.00	821.00
24	1997	2	17	8		Acontano	Transam	General	in/out	18988	7547	Vavau	1997	2	17	24		Auckland	16.00	
25	1997	2	17	15		Anki Pacific	Transam	(Container,Gener)	in/out	18988	7547	Pago-Pago	1997	2	18	18		Tauranga	390.90	124.00
26	1997	2	18	10	30	Pacific Rover	PFL	Tanker	in/out	1761	682	Fiji	1997	2	19	6		Rarotonga	1002.00	124.00
27	1997	2	18	19		Polynesia	PFL	Container	in/out	10774	6134	Pago-Pago	1997	2	20	7		Rarotonga	1000.00	
28	1997	2	19	10	30	Pacific Explorer	PFL	Tanker	in/out	1149	580	Fiji	1997	2	20	23		Longbeach	387.20	
29	1997	2	22	17	30	Coral Islander	BBE	Container	in/out	14294	5512	Suva	1997	2	23	6		Pago-Pago	1007.41	267.12
30	1997	2	24	7		Foylebank	SSS	(Container,RoLo)	in/out	18641	10372	Pago-Pago	1997	2	25	17		Auckland		
31	1997	2	26	14		Maunga-Roa	Transam	General	in/out	290	170	Rarotonga	1997	2	27	23		Tokelau	33.00	
32	1997	2	26	23		Southern Cross	Transam	Container	in/out	3186	1372	Nukualofa	1997	2	27	6		Pago-Pago	595.50	570.00
33	1997	3	1	17		Thor Rikke	Transam	Container	in/out	1395	547	Sydney	1997	3	1	22		Nukualofa	419.10	35.00
34	1997	3	5	15		Pacific Islander	BBE	Container	in/out	14146	6190	Suva	1997	3	6	6		Pago-Pago	1686.31	240.35
35	1997	3	7	2		Thor Lisbeth	PFL	Container	in/out	1395	547	Pago-Pago	1997	3	7	12		Cook Island	760.00	83.00
36	1997	3	7	4		Maunga-Roa	Apia Haulag	General	in/out	290	170	Tokelau	1997	3	8	17		Tokelau	37.00	131.00
37	1997	3	9	6		Albatros	MH	Passenger	in/out	24603	12113	Port Vila	1997	3	9	23		Pago-Pago	100.00	
38	1997	3	11	8	30	Boral Gas	PFL	Gas Carrier	in/out	2602	780	Suva	1997	3	11	23		Pago-Pago	1332.00	718.00
39	1997	3	14	12		Fua Kavenga	PFL	RoLo	in/out	6861	2586	Pago-Pago	1997	3	16	6		Nukualofa		
40	1997	3	16	6		Odense maersk	MH	Tanker	in/out	28010	15708	Kwinana	1997	3	16	6		Brisbane	721.70	380.20
41	1997	3	17	2		Southern Cross	Transam	Container	in/out	3186	1372	Pago-Pago	1997	3	17	6		Nukualofa		

Arrivals										Departure											
No.	year	month	day	hour	min	Name of Vessel	Owner or Agent	Trade Class	Pilot Requirement	Gross Tonnage	N.R.T. Tonnage	Last Port	year	month	day	hour	min	Destination	Port Time	Tons In	Tons Out
42	1997	3	19	6		Polynesia	PFL	Container	in/out	10774	6134	Papeete	1997	3	18	12	30	Pago-Pago	6.50	800.00	88.00
43	1997	3	20	11		Kyowa Cattleya	BBE	Container	in/out	7945	2847	Suva	1997	3	20	24		Pago-Pago	13.00	850.62	163.20
44	1997	3	21	7	30	Acoriano	Triangle	General	in/out	1988	998	Naiatu	1997	3	21	19	40	Niue	12.17		
45	1997	3	21	23		Moana Pacific	Transam	Container	in/out	14024	8304	Pago-Pago	1997	3	22	12		Nukualofa	13.00	805.50	281.40
46	1997	3	23	13		Capt. Cristiano Daros Misipita Aiga Fishing	PFL	Fishing	in/out	1348	404	Pago-Pago	1997	3	23	15	30	Pago-Pago	2.50		
47	1997	3	24	10	30	Forum Samoa	PFL	RoLo	in/out	8861	2583	Pago-Pago	1997	3	24	23		Nukualofa	12.50	1678.00	327.00
48	1997	3	24	11		Karrn B	Apia Haulag General	RoLo	exempted	2049	1415	Tokelau	1997	4	7	9	30	Brisbane	28.50	1507.92	100.00
49	1997	3	25	23		Tutolu	Scade Broth Ferry	Container	in/out	138	102	Tokelau	1997	4	7	9	30	Tokelau	28.50		
50	1997	3	26	15		Queen Amelia	Transam	Container	in/out	1929	1123	Nukualofa	1997	3	27	4		Pago-Pago	13.00	976.90	372.00
51	1997	3	27	17	30	Thor Lisbeth	PFL	Container	in/out	1395	547	Nukualofa	1997	3	27	22	30	Pago-Pago	5.00	504.00	270.00
52	1997	3	29	11		Pacific Rover	PFL	Tanker	in/out	1761	682	Suva	1997	3	29	12	30	Asau	1.50	380.00	
53	1997	4	8	16		Evelina Darosa	BBE	Fishing	in/out	1348	404	Pago-Pago	1997	4	6	24		Pago-Pago	8.00		
54	1997	4	10	3	30	Ariki Pacific	Transam	General	in/out	13988	7542	Nukualofa	1997	4	10	12	30	Nukualofa	9.00	960.00	125.00
55	1997	4	10	21		Queen Amelia	Transam	Container	in/out	1829	1123	Nukualofa	1997	4	11	9		Pago-Pago	12.00	883.20	314.80
56	1997	4	11	10		Forum Samoa	PFL	RoLo	in/out	8861	2583	Suva	1997	4	11	21	30	Pago-Pago	11.50	1048.00	99.00
57	1997	4	14	7	30	Southern Cross	Transam	Container	in/out	3186	1372	Pago-Pago	1997	4	14	24		Nukualofa	16.50	964.00	140.50
58	1997	4	14	9		Fua Kavonga	PFL	RoLo	in/out	8861	2586	Pago-Pago	1997	4	14	24		Nukualofa	15.00	1342.00	340.00
59	1997	4	14	14		Tutolu	Scade Broth Ferry	RoLo	in/out	138	102	Tokelau	1997	4	14	24		Nukualofa	15.00		
60	1997	4	16	8		Captain Martin	Carpenter S Tanker	Container	in/out	25080	11128	Geelong	1997	4	17	8	30	Ruda	24.50		
61	1997	4	17	9		Two Captains	Scade Broth Fishing	Container	exempted	65		Pago-Pago	1997	4	17	8		Hawaii	105.00		
62	1997	4	18	7	30	Polynesia	PFL	Container	in/out	10774	6134	Papeete	1997	4	18	12		Pago-Pago	4.50	720.00	62.00
63	1997	4	18	20		Thor Lisbeth	PFL	Container	in/out	1395	547	Nukualofa	1997	4	19	7		Pago-Pago	11.00	600.00	495.00
64	1997	4	20	9		Acoriano	Triangle	General	in/out	1988	998	Alofi	1997	4	21	9		Alofi	24.00		
65	1997	4	23	11		Maunga Roa	Scade Broth General	General	in/out	290	170	Rarotonga	1997	4	24	12		Rarotonga	25.00		
66	1997	4	23	18		Karrn B	Apia Haulag General	General	in/out	2849	1415	Pago-Pago	1997	4	24	1	20	Funafuti	9.33	659.28	
67	1997	4	28	7		Queen Amelia	Transam	Container	in/out	1829	1123	Nukualofa	1997	4	28	16	30	Vavau	9.50	501.90	149.60
68	1997	4	28	18	30	Coral Islander	BBE	Container	in/out	14294	5512	Suva	1997	4	29	13	30	Pago-Pago	19.00	3655.04	225.83
69	1997	4	28	10		HMAS Ipswich	Aust. H/cons Patrol	Container	exempted	209		Suva	1997	5	2	10		Rarotonga	72.00		
70	1997	4	29	10	5	HMAS Warmambool	Aust. H/cons Patrol	General	exempted	231		Suva	1997	5	2	10	5	Rarotonga	72.00		
71	1997	4	29	1		Ivy Bank	SSS	General	in/out	11941	7153	Yanchina	1997	5	1	20		Philadelphia	68.00		
72	1997	5	1	11		Pacific Rover	PFL	Tanker	in/out	1781	662	Fiji	1997	5	2	7		Lautoka	20.00	670.00	430.00
73	1997	5	2	17	30	Forum Samoa	PFL	RoLo	in/out	6861	2583	Suva	1997	5	3	9		Pago-Pago	15.50	1470.00	
74	1997	5	6	7	30	Forum Tokelau	BBE	Dry Cargo	in/out	808	371	Auckland	1997	5	6	22		Tokelau	14.50	110.00	
75	1997	5	10	10		Pacific Islander	PFL	Container	in/out	14146	9190	Nukualofa	1997	5	11	4	30	Pago-Pago	18.50	1455.31	198.85
76	1997	5	12	7		Thor Lisbeth	PFL	Container	in/out	1395	547	Nukualofa	1997	5	12	18		Pago-Pago	11.00	300.00	312.00
77	1997	5	13	11		Forum Tokelau	PFL	Dry Cargo	in/out	808	371	Tokelau	1997	5	12	18		Tokelau	11.00	54.00	145.00
78	1997	5	13	20	45	Moana Pacific	Transam	Container	in/out	14023	8304	Pago-Pago	1997	5	14	6	30	Tauranga	9.75	1031.70	169.50
79	1997	5	14	10	40	Southern Cross	Transam	(Container, Dry Cargo)	in/out	3186	1372	Pago-Pago	1997	5	14	24		Wallis	13.33	808.90	412.90
80	1997	5	14	18		Queen Amelia	Transam	Container	in/out	1829	1123	Nukualofa	1997	5	15	6		Pago-Pago	12.00	961.60	412.90
81	1997	5	15	22	30	Fua Kavonga	PFL	RoLo	in/out	8861	2586	Suva	1997	5	16	13		Pago-Pago	14.50	1540.00	460.00
82	1997	5	17	19	30	Polynesia	PFL	Container	in/out	10774	6134	Papeete	1997	5	18	0	1	Pago-Pago	4.52	597.00	102.00
83	1997	5	22	22		Kyowa Cattleya	BBE	Container	in/out	7945	2847	Suva	1997	5	23	7		Pago-Pago	9.00	991.14	110.43
84	1997	5	23	8		Forum Samoa	PFL	RoLo	in/out	8861	2583	Suva	1997	5	23	22		Pago-Pago	14.00	1750.00	850.00
85	1997	5	23	17		Pacific Explorer	PFL	Tanker	in/out	1149	580	Rarotonga	1997	5	24	18		Suva	25.00	1523.00	
86	1997	5	23	20		Acoriano	Triangle	General	in/out	1988	996	Alofi	1997	5	24	10	?		14.00		
87	1997	5	25	21		Forum Tokelau	PFL	General	in/out	808	371	Tokelau	1997	5	31	22		Tokelau	14.00	78.00	72.00
88	1997	5	28	7		Karrn B	Apia Haulag General	General	in/out	2649	1415	Vavau	1997	5	28	17		Wallis	10.00	1024.83	
89	1997	6	1	8		Ariki Pacific	Transam	Container	in/out	13988	7542	Papeete	1997	6	2	2		Pago-Pago	18.00	914.10	295.10
90	1997	6	2	4		Thor Lisbeth	PFL	Container	in/out	1395	547	Auckland	1997	6	3	0	30	Pago-Pago	20.50	460.00	352.00
91	1997	6	5	9		Pacific Rover	PFL	Tanker	in/out	1761	682	Suva	1997	6	7	7		Lautoka	46.00	650.00	
92	1997	6	6	6	30	Southern Cross	Transam	Container	in/out	3186	1372	Nukualofa	1997	6	6	18		Pago-Pago	11.50	1160.80	330.10
93	1997	6	6	6		Forum Tokelau	PFL	General	in/out	808	371	Tokelau	1997	6	6	18	?		84.00		
94	1997	6	14	5		Tutolu	S Y Selukes General	General	exempted	136	102	Tokelau	1997	6	23	17		Tokelau	228.00		
95	1997	6	14	12		Forum Samoa	PFL	RoLo	in/out	8861	2583	Suva	1997	6	23	2		Pago-Pago	206.00	1590.00	577.00
96	1997	6	15	6	30	Captain Martin	MH	Tanker	in/out	25080	11128	Geelong	1997	6	16	7		Papeete	24.50		

Arrivals										Departure										
No.	year	month	day	hour	min	Name of Vessel	Owner or Agent	Trade Class	Pilot	Gross Tonnage	N.R.T. Tonnage	Last Port year.	month	day	hour	min.	Destination	Port Time	Tons In	Tons Out
97	1997	6	16	8	10	Polynesia	PFL	Container	in/out	10774	6134	PagoPago	1997	6	17	14	Longbeach	12.00	489.00	107.00
98	1997	6	17	2		Fua Kavenga	PFL	Rolo	in/out	6861	2583	Suva	1997	6	17	20	PagoPago	5.00	1374.00	294.80
99	1997	6	17	15		Socooff Stream	Transam	Container	in/out	4885	2221	Nukualofa	1997	6	17	20	PagoPago	5.00	1182.90	
100	1997	6	18	19		Trans Pacific Nr.6	BBE	Car Carrier	in/out	9028	3407	Suva	1997	6	19		Auckland	5.00		
101	1997	6	19	16		Teignbank	SSS	General	in/out	18463	10863	Suva	1997	6	20	16	Noumea	24.00		
102	1997	6	21	14		Foylebank	SSS	General	in/out	18641	10372	Papeete	1997	6	21	21	Lautoka	6.50		
103	1997	6	23	0		30 Coral Islander	BBE	Container	in/out	14284	5512	Suva	1997	6	23	9	PagoPago	8.50	2150.24	72.00
104	1997	6	27	8		Acoriano	Triangle	General	in/out	1988	986	Alofi	1997	6	27	16	Alofi	7.50		
105	1997	6	29	6		30 Southern Cross	PFL	General	in/out	3149	1372	Nukualofa	1997	6	30	7	30 Vavau	24.75	982.40	383.50
106	1997	6	30	9		5 Pacific Explorer	PFL	Tanker	in/out	1189	580	Ruda	1997	7	2	17	30 Ruda	56.42	1370.00	
107	1997	7	2	7		20 Te Kou Maru	S Y Selukes	Passenger/Cargo	in/out	348	288	Cook Islan	1997	7	3	9	Niue	7.00	480.00	285.00
108	1997	7	3	2		30 Ther Lisbeth	PFL	Container	in/out	1395	547	Nukualofa	1997	7	3	18	Wallis	9.83	745.03	18.00
109	1997	7	3	8		10 Karin B	Apie Haulag	General	in/out	2649	1415	PagoPago	1997	7	3	18	Wallis	9.83	745.03	18.00
110	1997	7	4	9		Forum Samoa	PFL	Rolo	in/out	6861	2583	Suva	1997	7	5	6	30 PagoPago	21.50	1760.00	442.00
111	1997	7	8	12		Moana Pacific	Transam	Container	in/out	14023	8304	PagoPago	1997	7	8	17	Nukualofa	5.00	1163.10	173.00
112	1997	7	8	21		30 Pacific Islander	BBE	Container	in/out	14146	6170	Suva	1997	7	8	12	PagoPago	14.50	982.02	259.27
113	1997	7	12	19		30 Forum Tokelau	PFL	General	in/out	309	371	Tokelau	1997	7	12	20	Tokelau	16.83	114.00	36.00
114	1997	7	14	7		30 Polynesia	PFL	Container	in/out	10774	6134	Papeete	1997	7	14	14	PagoPago	6.50	517.00	43.00
115	1997	7	14	15		Maunga Roa	S Y Selukes	General	in/out	290	170	Cook Islan	1997	7	17	17	30 Cook Islan	74.00		
116	1997	7	15	8		Socooff Stream	Transam	Container	in/out	4885	2221	Nukualofa	1997	7	15	14	PagoPago	6.00	801.10	486.00
117	1997	7	17	17		Fua Kavenga	PFL	Rolo	in/out	6861	2583	Suva	1997	7	18	6	40 PagoPago	13.87	1995.00	803.00
118	1997	7	17	22		30 Southern Cross	Transam	Container	in/out	3186	1372	Nukualofa	1997	7	18	8	PagoPago	9.33	670.80	307.10
119	1997	7	21	7		30 Pacific Rover	PFL	Tanker	in/out	1762	862	Lautoka	1997	7	21	24	Rarotonga	16.50	363.00	
120	1997	7	24	1		20 Forum Samoa	PFL	Rolo	in/out	6861	2583	Suva	1997	7	24	20	PagoPago	18.87	1440.00	409.00
121	1997	7	24	16		50 Forum Tokelau	PFL	(Passenger/Dry C	in/out	808	371	Tokelau	1997	7	24	23	Nagova	2.50	78.00	72.00
122	1997	7	24	20		30 Toyofuji #8	BBE	Car Carrier	in/out	18337	5501	Suva	1997	7	24	23	Papeete	18.83		
123	1997	7	25	8		10 Captain Martin	Carpenter S	Tanker	in/out	25060	11128	Melbourne	1997	7	26	3	Papeete	10.00	1018.21	349.60
124	1997	7	25	10		Kyowa Cattleya	BBE	Container	in/out	7948	2847	Suva	1997	7	26	7	30 Nukualofa	9.67	590.50	391.40
125	1997	7	25	21		50 Aiki Pacific	Transam	Container	in/out	13998	7542	PagoPago	1997	7	26	7	30 Nukualofa	5.50	400.00	335.00
126	1997	7	27	0		30 Thor Liebeth	PFL	Container	in/out	1395	547	Nukualofa	1997	7	27	6	PagoPago	27.00		
127	1997	7	29	8		Capt. M J Souza	MH	Fishing	in/out	1171	528	PagoPago	1997	7	30	11	High Seas	24.00		
128	1997	7	29	9		Stella Maris	MH	Fishing	in/out	1957	587	PagoPago	1997	7	30	9	High Seas	24.00		
129	1997	8	2	7		Acoriano	Triangle/Ga	General	in/out	1988	986	Alofi	1997	8	2	18	Auckland	11.00	1280.00	
130	1997	8	3	17		Pacific Explorer	PFL	Tanker	in/out	1149	580	?	1997	8	5	4	Assau	35.00	1400.00	557.90
131	1997	8	5	11		Southern Cross	Transam	Container	in/out	3186	1372	Nukualofa	1997	8	5	16	PagoPago	5.00		
132	1997	8	9	15		10 Karin B	Apie Haulag	General	in/out	2649	1415	PagoPago	1997	8	10	1	Wallis	10.00	697.27	
133	1997	8	11	7		Tutolu	Scade Brotf	General	exempted	196	102	Tokelau	1997	8	26	3	40 Tokelau	356.67		
134	1997	8	12	11		Socooff Stream	Transam	Container	in/out	4885	2221	Nukualofa	1997	8	12	16	PagoPago	5.00	913.20	330.00
135	1997	8	12	22		Polynesia	PFL	Container	in/out	10774	6134	Papeete	1997	8	13	4	PagoPago	6.00	482.00	7.00
136	1997	8	13	23		Forum Samoa	PFL	RoLo	in/out	6861	2583	Suva	1997	8	15	14	PagoPago	39.00	1684.00	303.00
137	1997	8	15	11		Arktis Ocean	SSS	General	in/out	1598	1005	Santo	1997	8	15	14	?			
138	1997	8	15	15		Tui Pacific	Transam	Container	in/out	11998	5701	PagoPago	1997	8	15	23	Nukualofa	8.00	448.10	336.60
139	1997	8	17	20		Fua Kavenga	PFL	RoLo	in/out	6861	2583	Lautoka	1997	8	18	16	PagoPago	20.00	1872.00	
140	1997	8	19	15		Forum Tokelau	PFL	General	in/out	808	371	Tokelau	1997	8	18	7	Tokelau	712.00	74.00	250.00
141	1997	8	19	19		Coral Islander	BBE	Container	in/out	14284	5512	PagoPago	1997	8	20	7	Papeete	12.00	1452.35	240.39
142	1997	8	18	21		Pacific Rover	PFL	Tanker	in/out	1782	862	Lautoka	1997	8	21	12	Rarotonga	39.00	545.00	
143	1997	8	20	8		Thor Liebeth	PFL	Container	in/out	1395	547	PagoPago	1997	8	20	16	PagoPago	8.00	520.00	478.00
144	1997	8	21	6		30 FV Seaka	Transam	Fishing	in/out	146	47	PagoPago	1997	8	21	12	PagoPago	5.50		
145	1997	8	21	10		30 Aberdeen Star	Scade Brotf	Fishing	in/out	229	224	Auckland	1997	8	23	16	Apia	53.50		
146	1997	8	23	21		20 Southern Cross	Transam	Container	in/out	3184	1372	Nukualofa	1997	8	24	7	PagoPago	9.67	846.10	400.50
147	1997	8	25	1		Kyowa Hibiscus	BBE	Container	in/out	7945	2847	Suva	1997	8	25	7	PagoPago	6.00	917.22	78.00
148	1997	8	26	10		HMAS Bendigo	Aust. H/coon	Patrol	exempted	315.5	197	Funafuti	1997	8	29	10	Rarotonga	72.00		
149	1997	8	26	10		2 HMAS Glastone	Aust. H/coon	Patrol	exempted	197	316	Vavau	1997	8	29	10	Rarotonga	71.97		
150	1997	8	29	8		Pacific Gas	PFL	Gas Carrier	in/out	2602	780	Vavau	1997	8	29	24	Milau	16.00	100.00	
151	1997	8	29	10		Captain Martin	MH	Tanker	in/out	25060	11128	Geslong	1997	8	30	12	Papeete	17.83	2901.00	

Arrivals			Depparture																	
No.	year	month	day	hour	min	Name of Vessel	Owner or Agent	Trade Class	Pilot Requirement	Gross Tonnage	N.R.T. Tonnage	Last Port year.	month	day	hour	min.	Destination	Tons In	Tons Out	
152	1997	8	30	2		Aberdeen Star	S Y Sulukes Fishing	Fishing	exempted	229	224	Suva	1997	9	1	10	?			
153	1997	9	4	0	30	Forum Samoa	PFL	RoRo	in/out	6061	2583	Suva	1997	9	4	22	30	PagoPago	1735.00	100.00
154	1997	9	6	6		Pacific Islander	BBE	Container	in/out	14146	6190	Suva	1997	9	6	14		PagoPago	733.44	205.60
155	1997	9	7	7		Aberdeen Star	S Y Sulukes Fishing	Fishing	exempted	229	224	Apia	1997	9	10	14		High Seas		
156	1997	9	7	7		Ivy Bank	SSS	General	in/out	11941	7153	Yanchun	1997	9	10	0	30	Singapore		
157	1997	9	8	8		Tutolu	PFL	Ferry	exempted	136	102	Tokelau	1997	9	8	19		Tokelau	7.00	19.00
158	1997	9	10	2		Southern Queen	Transam	Container	in/out	2481	1463	Nukualofa	1997	9	10	16		PagoPago	1065.20	81.50
159	1997	9	10	3		Southern Cross	Transam	Container	in/out	3186	1372	Nukualofa	1997	9	10	15		PagoPago	933.00	430.00
160	1997	9	11	14	30	Karin B	Apia Haulag	General	in/out	2649	1415	PagoPago	1997	9	12	10	35	Wallis	1348.15	20.00
161	1997	9	11	19		Thor Lisbeth	PFL	Container	in/out	1395	547	PagoPago	1997	9	12	10		Nukualofa	420.00	365.00
162	1997	9	12			Polynesia	PFL	Container	in/out	10774	6134	Papeete	1997	9	12	15	30	PagoPago	532.00	32.00
163	1997	9	13			Aberdeen Star	Samoa Mani Fishing	Fishing	exempted	229	224	H/Seas	1997	9	15	6	?			
164	1997	9	14	24		Anki Pacific	Transam	Container	in/out	13988	7542	Papeete	1997	9	15	6		PagoPago	794.80	164.80
165	1997	9	17	8		Oiga Maersk	MH	Tanker	in/out	27997	15708	Kwinana	1997	9	18	7		Suva	1029.00	
166	1997	9	18	8		Fus Kavenga	PFL	RoLo	in/out	6861	2583	Suva	1997	9	18	21		PagoPago	1785.00	409.00
167	1997	9	19	8		HMINZ Canterbury	NZ H/Com	Warship	exempted	2900	2403	Niue	1997	9	21	11		Tokelau		
168	1997	9	20	16		HMINZ Endeavour	NZ H/Com	Warship	exempted	1200		Nukualofa	1997	9	21	8		Tokelau	16.00	
169	1997	9	21	8		FV Soaka	Riteponi	Fishing	exempted	146	47	H/Seas	1997	9	22	8		High Seas		
170	1997	9	21	8	55	Forum Tokelau	PFL	General	in/out	808	371	Tokelau	1997	9	22	8		Tokelau	30.00	
171	1997	9	25	5		Forum Samoa	PFL	RoLo	in/out	6861	2583	Suva	1997	9	25	24		PagoPago	1900.00	337.00
172	1997	9	25	13		HMINZ Canterbury	NZ H/Com	Naval	exempted	2900	2403	Tokelau	1997	9	29	14		Niue		
173	1997	9	26	7		Pacific Mariner	PFL	Tanker	in/out	1384	696	Suva	1997	9	26	8		Asau	415.00	
174	1997	9	26	10		Southern Cross	Transam	Container	in/out	3188	1372	Nukualofa	1997	9	26	18		PagoPago	868.60	537.40
175	1997	9	27	8		HMINZ Endeavour	NZ H/Com	Naval	exempted	1200		Tokelau	1997	9	29	8		Niue		
176	1997	9	29	14	55	Capt. Cristiano Daros	BBE	Fishing	in/out	1348	404	PagoPago	1997	9	29	15	30	PagoPago	30.00	
177	1997	10	2	2		Aberdeen Star	S Y Sulukes Fishing	Fishing	exempted	229	224	PagoPago	1997	10	6	10		PagoPago	1900.00	337.00
178	1997	10	3	2		Kyowa Cattloya	BBE	Container	in/out	7945	2847	PagoPago	1997	10	3	15	30	Papeete	1274.55	327.33
179	1997	10	4	16		Tui Pacific	Transam	Container	in/out	11998	5701	PagoPago	1997	10	5	6		Nukualofa	644.50	328.70
180	1997	10	5	8		Thor Lisbeth	PFL	Container	in/out	1395	547	PagoPago	1997	10	5	6		Nukualofa	800.00	395.00
181	1997	10	8	0	30	Southern Queen	Transam	Container	in/out	2481	1468	Nukualofa	1997	10	8	6		Cook Islandi	1035.60	227.80
182	1997	10	10	12	30	FV Seaka	Riteponi	Fishing	exempted	146	47	PagoPago	1997	10	11	13		PagoPago		
183	1997	10	12	9	30	Pacific Rover	PFL	Tanker	in/out	1762	662	Leutoka	1997	10	14	14		Suva	219.00	
184	1997	10	13	2		Polynesia	PFL	Container	in/out	10774	6134	Papeete	1997	10	18	6	40	PagoPago	495.00	79.00
185	1997	10	14	21		Southern Cross	Transam	Container	in/out	3186	1372	Nukualofa	1997	10	15	7		PagoPago	968.60	551.40
186	1997	10	15	16	12	Forum Tokelau	PFL	Container	in/out	808.31	371.15	Fakaofu	1997	10	16	24		Fakaofu	12.00	
187	1997	10	16	11	30	Forum Samoa	PFL	RoLo	in/out	6861	2583	Suva	1997	10	16	24		PagoPago	1020.00	104.00
188	1997	10	18	8	30	Fus Kavenga	PFL	RoLo	in/out	6861	2586	Suva	1997	10	18	24		PagoPago	1330.00	258.00
189	1997	10	18	13		Karin B	Apia Haulag	General	in/out	3649	1415	PagoPago	1997	10	19	1	30	Wallis	737.81	
190	1997	10	20	1	30	Coral Islander	BBE	Container	in/out	14294	5512	Suva	1997	10	20	11	30	PagoPago	1178.79	423.17
191	1997	10	21	7	30	Captain Martin	MH	Tanker	in/out	25060	11128	Geelong	1997	10	22	9		Papeete	25.50	
192	1997	10	24	6	24	Vainama	HMS	Container	in/out	10835	6558	Papeete	1997	10	24	9	30	PagoPago	3.10	
193	1997	10	26	9	20	Karin B	SSS	General	(in/)	2649	1415	Funafuti	1997	10	31	11	30	Papeete	3406.00	
194	1997	10	28	11	50	Forum Tokelau	PFL	General	(in/)	808	371	Tokelau	1997	10	31	11	30	Papeete	122.17	
195	1997	10	29	18	30	Tutolu	PFL	Ferry	exempted	136	102	Tokelau	1997	10	31	11	30	Papeete		23.00
196	1997	10	29	30		Southern Cross	Transam	Container	in/out	3186	1372	Nukualofa	1997	10	29	16	50	PagoPago	10.00	8.00
197	1997	10	30			Thor Lisbeth	PFL	Container	in/out	1395	547	Cook Island	1997	10	29	16	50	PagoPago	805.80	500.90
198	1997	10	31	12		Kyowa Hibiscus	BBE	Container	in/out	7945	2847	Suva	1997	10	31	18	45	PagoPago	400.00	354.00
199	1997	11	5	2		Southern Queen	Transam	Container	in/out	2481	1463	Suva	1997	11	5	12		PagoPago	465.58	148.00
200	1997	11	6	7	50	Forum Samoa	PFL	RoLo	in/out	6861	2583	Suva	1997	11	6	22		PagoPago	432.00	381.90
201	1997	11	6	14	30	Pacific Explorer	PFL	Tanker	in/out	1149	580	Suva	1997	11	7	8	30	Fiji	1954.00	312.00
202	1997	11	8	6	20	Anki Pacific	Transam	Container	in/out	13988	7542	PagoPago	1997	11	8	12	50	Nukualofa	889.00	147.50
203	1997	11	11	10		Haumana	MH	Passenger	in/out	313.8	133.8	Suva	1997	11	12	7		Papeete	6.50	
204	1997	11	13	10		Haumana	MH	Passenger	in/out	313.8	135.8	Oepn Sea	1997	11	25	22		Tahiti	300.00	
205	1997	11	14	10		Pacific Islander	BBE	Container	in/out	14146	6190	Suva	1997	11	14	19	30	PagoPago	996.36	225.45
206	1997	11	15	7	30	Polynesia	PFL	Container	in/out	10774	6134	Papeete	1997	11	15	12		PagoPago	510.00	40.00

Arrivals

No.	year	month	day	hour	min	Name of Vessel	Owner or Agent	Trade Class	Pilot Requirement	Gross Tonnage	N.R.T. Tonnage	Last Port	year.	month	day.	hour	min.	Destination	Port Time	Tons In	Tons Out	
207	1997	11	15	13		Southern Cross	Transam	Container	in/out	3186	1372	Nukualofa	1997	11	15	19		PagoPago	6.00	932.00	876.90	
208	1997	11	17	0	50	Fua Kavenga	PFL	RoLo	in/out	8881	2586	PagoPago	1997	11	18	24		Nukualofa	23.17	1800.00	114.00	
209	1997	11	19	16		Pacific Mariner	PFL	Ferry	in/out	1384	898	Nukualofa	1997	11	19	24		Asau	8.00	546.00		
210	1997	11	20	8		Tutolu	PFL	Tanker	exempted	136	102	Tokelau	1997	11	22	21	30	Tokelau	61.50	8.00	10.00	
211	1997	11	21	7		Pacific Rover	PFL	Tanker	in/out	1782	662	Suva	1997	11	28	6		Cook Island	104.00	826.00	420.00	
212	1997	11	22	22		Thor Lisbeth	PFL	Container	in/out	1395	547	Vevau	1997	11	22	17		Cook Island	9.50	720.00		
213	1997	11	22	7	30	Seabourn Legend	BBE	Passenger	in/out	9881	3019	Fiji	1997	11	29			Cook Island	77.50			
214	1997	11	25	18	30	HMCS Oriole		Naval	exempted	92		Kiribati	1997	11	29							
215	1997	11	28	2	30	Tui Pacific	Transam	Container	in/out	11998	5701	PagoPago	1997	11	28	11	30	Nukualofa	9.00	678.00	306.80	
216	1997	11	28	12		Meunga Roa	S Y Selukes	General	in/out	290	170	Cook Islan	1997	11	27	23		Cook Island	12.00	1200.00	109.00	
217	1997	11	27	11		Forum Samoa	PFL	Container	in/out	8981	2583	Suva	1997	11	27	23		PagoPago	385.00			
218	1997	11	27	21		Forum Tokelau	PFL	General	(in/)	808.91	871.15	Tokelau	1997	12	13	22		Tokelau				
219	1997	11	29	0	40	Vaimama	HMS	Container	in/out	10835	6558	Nukualofa	1997	11	29	7		PagoPago	6.33			
220	1997	12	1	7		Southern Queen	Transam	Container	in/out	2481	1483	Nukualofa	1997	12	1	15		PagoPago	8.00	921.40	90.80	
221	1997	12	2	21		Southern Cross	Transam	Container	in/out	3186	1372	Nukualofa	1997	12	3	6		PagoPago	9.00	910.80	428.20	
222	1997	12	3	9		Tutolu	PFL	Ferry	exempted	136	102	Tokelau	1997	12	6	17		Tokelau	80.00	18.00	30.00	
223	1997	12	4	18	15	Seabourn Legend	BBE	Passenger	in/out	9981	3019	Cook Islan	1997	12	5	17		Sanusanu	22.75			
224	1997	12	10	7		Pacific Explorer	PFL	Tanker	in/out	1149	580	Nukualofa	1997	12	11	10		Asau	27.00	1140.00		
225	1997	12	11	6		Aoriano	N/Stouling	General	in/out	1888	986	Nukualofa	1997	12	11	11		PagoPago	5.00			
226	1997	12	11	19		Thor Lisbeth	PFL	Container	in/out	1395	547	Nukualofa	1997	12	12	7		PagoPago	12.00	385.00	117.00	
227	1997	12	12	23		Kyowa Cattleya	BBE	Container	in/out	7845	2847	Suva	1997	12	13	9		PagoPago	9.50	1488.74	348.66	
228	1997	12	13	10	30	Thor Lisbeth	PFL	Container	in/out	1395	547	PagoPago	1997	12	13	11		Rarotonga	1.00	254.00	79.00	
229	1997	12	17	4		Polynesia	PFL	Container	in/out	10774	6134	Papeete	1997	12	17	10		PagoPago	6.00	750.00	134.00	
230	1997	12	18	12		Fua Kavenga	PFL	RoLo	in/out	6861	2586	Suva	1997	12	19	19		Nukualofa	31.00	1220.00	880.00	
231	1997	12	18	19		Forum Tokelau	PFL	General	in/out	808	371	Tokelau	1997	12	22	18		Tokelau	95.00	52.00	90.00	
232	1997	12	18	23		Lynx	Apia Haulag	General	in/out	1395	547	Wallis	1997	12	19	14		?	15.00	749.14	12.00	
233	1997	12	19	14		Forum Samoa	PFL	RoLo	in/out	6861	2583	Suva	1997	12	20	12		PagoPago	22.00	2180.00	428.00	
234	1997	12	19	22		Southern Cross	Transam	Container	in/out	3186	1372	Nukualofa	1997	12	20	10		PagoPago	12.00	1022.60	487.20	
235	1997	12	20	7	40	Captain Martin	MH	Tanker	in/out	25080	11128	Geelong	1997	12	21	7		Papeete	23.33	2990.00		
236	1997	12	20	13		Coral Islander	BBE	Container	in/out	14284	5512	Suva	1997	12	21	8		Papeete	32.50	685.82	123.51	
237	1997	12	20	23		Anki Pacific	Transam	Container	in/out	18998	7542	Papeete	1997	12	21	8		PagoPago	9.50	580.00	78.00	
238	1997	12	23	8		Tutolu	PFL	Ferry	exempted	136	102	Tokelau	1997	12	24	16		Tokelau	32.00	25.00	30.00	
239	1997	12	27	17		Forum Tokelau	PFL	General	in/out	808	371	Tokelau	1998	1	21	23		Tokelau	806.00	52.00	30.00	
240	1997	12	31	17		Kyowa Hibiscus	BBE	Container	in/out	7845	2847	Suva	1997	12	31	22		PagoPago	5.00	802.75	14.40	

Table Detail Data of Ship's Call, 1998

Arrivals				Departure															
No.	year	month	day	hour	min	Name of Vessel	Owner or Agent	Trade Class	Pilot Requirement	Gross Tonnage	N.R.T. Tonnage	Last Port	year.	month	day.	hour.	min.	Destination	Port Time
1	1998	1	5	15		Vaimama	HMS	Container	in/out	10835	6558	Pago Pago	1998	1	5	18	30	Wallis	3.50
2	1998	1	5	1		Southern Queen	Transam	General	in/out	2481	1483	Pago Pago	1998	1	6	11	30	Tokelau	34.50
3	1998	1	7	4		Tutolu	PFL	Ferry	exempted	136	102	Tokelau	1998	1	10	14		Tokelau	82.00
4	1998	1	7	20		Captain Tasman	Transam	Container	in/out	8030	3602	Suva	1998	1	8	2		Suva	6.00
5	1998	1	8	10		Forum Samoa	PFL	Container	in/out	6861	2583	Suva	1998	1	9	14		Pago Pago	28.00
6	1998	1	10	18		Pacific Rover	PFL	Tanker	in/out	1782	862	?	1998	1	10	22		Asau/Tonga	4.00
7	1998	1	12	6		Tui Pacific	Transam	Container	in/out	11998	5701	Papeete	1998	1	12	17		Pago Pago	11.00
8	1998	1	13	21		Capt. MJ Souza	HMS	Fishing	in/out	1171	528	Pago Pago	1998	1	14	22		Pago Pago	8.00
9	1998	1	14	14		Pacific Islander	BBE	Container	in/out	14146	8190	Suva	1998	1	17	14		Tokelau	30.00
10	1998	1	16	8		Tutolu	PFL	Ferry	exempted	136	102	Tokelau	1998	1	17	10		Pago Pago	10.00
11	1998	1	16	24		Southern Cross	Transam	Container	in/out	3186	1372	Nuku Alofa	1998	1	18	7	30	Cook Island	23.50
12	1998	1	17	8		Pacific Explorer	PFL	Tanker	in/out	1149	580	Lacioka	1998	1	19	6		Cook Island	9.00
13	1998	1	18	23		Thor Lisbeth	PFL	Container	in/out	1395	547	Pago	1998	1	21	15		Pago Pago	12.00
14	1998	1	21	3		Fua Kavenga	PFL	Container	in/out	6861	2608	Suva	1998	1	22	18		Rarotonga	10.50
15	1998	1	22	7		30 Switzerland	PFL	Passenger	in/out	15789	662	Nuku Alofa	1998	1	22	17			8.50
16	1998	1	22	8		30 Pacific Rover	PFL	Tanker	in/out	1782	602		1998	1	27	17			9.00
17	1998	1	26	23		Forum Tokelau	PFL	General	in/out	808	371	Tokelau	1998	1	28	17	30	Nuku Alofa	9.50
18	1998	1	27	8		Southern Cross	Transam	General	in/out	3186	1372	Honolulu	1998	1	29	3	40	Long Beach	5.87
19	1998	1	28	8		Astor	PFL	Passenger	in/out	20806	7637	Auckland	1998	1	2	5	3	Pago Pago	9.50
20	1998	1	28	22		Polynesia	PFL	Container	in/out	10774	6134	Pago Pago	1998	2	1	6		Pago Pago	32.50
21	1998	2	4	17		10 Forum Samoa	PFL	Container	in/out	6861	2583	Suva	1998	2	7	15		Tokelau	3.17
22	1998	2	6	6		30 Southern Cross	Transam	Container	in/out	3186	1372	Nuku Alofa	1998	2	8	12		Pago Pago	35.00
23	1998	2	6	6		Tutolu	PFL	Ferry	exempted	136	102	Tokelau	1998	2	8	22		Asau	5.08
24	1998	2	6	8		Vaimama	HMS	Container	in/out	10835	6558	Papeete	1998	2	9	16		Vavau	8.50
25	1998	2	7	11		Pacific Explorer	PFL	Tanker	in/out	1149	580	Fiji	1998	2	13	17		?	81.00
26	1998	2	8	1		Arki Pacific	Transam	Container	in/out	13998	7542	Pago Pago	1998	2	11	17		Pago Pago	8.50
27	1998	2	9	7		30 Albatros	MH	Passenger	in/out	24803	12113	Pago Pago	1998	2	12	11		Pago Pago	10.58
28	1998	2	10	8		USCOC Sasasfras	Diplomatic	Coast Guard	exempted	-1	780	Port Vila	1998	2	13	12		Pago Pago	13.50
29	1998	2	11	8		30 Pacific Gae	PFL	Gas Carrier	in/out	2602	2847	Suva(Fuji)	1998	2	14	7		Suva	11.00
30	1998	2	12	0		25 Kyowa Cattleya	BBE	Container	in/out	7945	547	Pago	1998	2	17	17		Rotterdam/Hol.	81.50
31	1998	2	12	22		30 Thor Lisbeth	PFL	Container	in/out	1395	662	Lautoka	1998	2	17	18		Papeete	25.83
32	1998	2	13	20		Pacific Rover	PFL	Tanker	in/out	1782	11941	?	1998	2	17	13		Boravora	6.00
33	1998	2	14	8		Ivy Bank	SSS	General	in/out	11941	7153	?	1998	2	19	10	15	Auckland	56.75
34	1998	2	16	16		Captain Martin	MH	Tanker	in/out	25060	11128	?	1998	2	20	7	30	Papeete	7.75
35	1998	2	17	7		Europa	PFL	Passenger	in/out	37012	13824	Nuku Alofa	1998	2	22	6		Pago Pago	18.25
36	1998	2	17	1		Forum Tokelau	PFL	Container	in/out	808	371	Tokelau	1998	2	25	10	25	Lautoka	48.92
37	1998	2	19	23		45 Coral Islander	BBE	Container	in/out	14294	5512	Pago	1998	2	28	18		Tokelau	10.25
38	1998	2	21	11		Forum Samoa	PFL	Relo	in/out	6861	2583	Suva	1998	2	27	6	20	Pago	5.23
39	1998	2	23	9		30 Princess Cathrin	PFL	Api Haulag Dry Cargo	in/out	2887	102	Pago Pago	1998	2	28	15	40	Pago Pago	8.17
40	1998	2	26	7		Tutolu	PFL	Ferry	exempted	136	10774	6134	Papeete	1998	2	3	2	Pago Pago	0.00
41	1998	2	27	1		6 Polynesia	PFL	Container	in/out	10774	6030	Suva	1998	3	3	19		Nuku Alofa	8.00
42	1998	2	28	7		Captain Tasman	Transam	Container	in/out	6030	2847	Suva	1998	3	6	21	30	Asau	5.50
43	1998	3	2	6		Kyowa Hibiscus	BBE	Container	in/out	7945	5701	Pago Pago	1998	3	11	16		Tokelau	104.50
44	1998	3	3	11		Tui Pacific	Transam	Container	in/out	11998	1762	Tokelau	1998	3	12	6		Cook Island	14.50
45	1998	3	6	16		Pacific Rover	PFL	Tanker	in/out	136	1395		1998	3	12	6			
46	1998	3	7	8		Tutolu	PFL	Ferry	exempted	136	547	Pago Pago	1998	3	12	6			
47	1998	3	11	16		Thor Lisbeth	PFL	Container	in/out	1395			1998	3	12	6			

Table Detail Data of Ship's Call, 1998

Arrivals				Table										Departure				
No.	year	month	day	hour	min	Name of Vessel	Owner or Agent	Trade Class	Pilot Requirement	Gross Tonnage	N.R.T. Tonnage	Last Port year.	month	day	hour	min.	Destination	Port Time
48	1998	3	11	24		Fua Kavenga	PFL	Container	in/out	6661	2586	Suva	1998	3	12	11	Pago Pago	11.00
49	1998	3	12	7		Southern Cross	Transam	Container	in/out	3186	1372	Auckland	1998	3	12	17	10 Pago Pago	10.17
50	1998	3	13	7		Seavinha	MH	Tanker	in/out	-1				3	14	11	45	28.75
51	1998	3	13	8		Vaimama	HMS	Container	in/out	10835	6558	Papeete	1998	3	13	12	Pago Pago	4.00
52	1998	3	13	24		Nzol Surua	Transam	General	in/out	9328	6329	Jarjarta	1998	3	15	6	Pago Pago	30.00
53	1998	3	14	8		Forum Samoa	PFL	RoLo	in/out	8881	2583	Suva	1998	3	14	21	Pago Pago	13.00
54	1998	3	15	8		Moana 3	Transam	General	in/out	920	415	Wallis	1998	3	16	6	Wallis	22.00
55	1998	3	10	7		Tutolu	PFL	Ferry	exempted	136	102	Tokelau	1998	3	12	18	Tokelau	57.00
56	1998	3	19	6		Pacific Islander	BBE	Container	in/out	14146	6190	Suva	1998	3	19	11	45 Pago Pago	5.75
57	1998	3	27	18		Southern Cross	Transam	Container	in/out	3186	1372	Nuku Alofi	1998	3	27	19	30 Pago Pago	1.50
58	1998	3	28	7		Captain Martin	MH	Tanker	in/out	25060	11128	Vadua (Fiji)	1998	3	29	9	30 ?	26.50
59	1998	3	29	24		Ariki Pacific	Transam	Container	in/out	13998	7542	Pago Pago	1998	3	30	7	40 Nuku Alofi	7.67
60	1998	3	30	14		Evelina De Rosa	BBE	Fishing	in/out	1348	404	Pago Pago	1998	3	30	16	Pago Pago	2.00
61	1998	3	31	6		Tutolu	PFL	Ferry	exempted	136	102	Tokelau	1998	3	30	16	Tokelau	0.00
62	1998	3	31	10		Fremantle	RAN	Naval	exempted	240	191	Suva	1998				Rarotonga	0.00
63	1998	3	31	10		Wynalla	RAN	Naval	exempted	230	230	Suva	1998				Rarotonga	0.00
64	1998	3	31	12		Pacific Rover	PFL	Tanker	in/out	1762	662	Tarawa	1998	3	31	22	Asau	10.00
65	1998	4	3	21		Captain Tasman	Transam	Container	in/out	6030	3602	Suva	1998	4	4	6	Pago Pago	8.50
66	1998	4	4	8		Forum Samoa	PFL	RoLo	in/out	6661	2583	Suva	1998	4	5	1	30 Pago	17.50
67	1998	4	6	15		Thor Lisbeth	PFL	Container	in/out	1395	547	Nuku Alofi	1998	4	6	21	30 Cook Island	6.50
68	1998	4	8	8		Tutolu	PFL	General	exempted	136	102	Tokelau	1998	4				0.00
69	1998	4	14	16		Fua Kavenga	PFL	RoLo	in/out	6661	2586	Suva	1998	4	15	6	Pago Pago	11.50
70	1998	4	16	2		Kyowa Cattleys	BBE	Container	in/out	7945	2847	Suva	1998	4	16	17	Pago Pago	15.00
71	1998	4	16	18		Southern Cross	Transam	Container	in/out	3186	1372	Ni?	1998	4	17	20	30 Pago Pago	26.50
72	1998	4	16	19		Princess Cathrin	Senr T	General	in/out	2887	1588	?	1998	4	18	0	Pago Pago	0.00
73	1998	4	17	7		30 Sky Princess	PFL	Passenger	in/out	48087	21817	Pago Pago	1998	4	17	17	Bora Bora	9.50
74	1998	4	17	8		Tutolu	PFL	Ferry	exempted	136	102	Tokelau	1998	4				0.00
75	1998	4	17	21		Fua Kavenga	PFL	RoLo	in/out	6661	2586	?	1998	4	18	2	Nuku Alofi	5.00
76	1998	4	18	8		Vaimama	HMS	Container	in/out	10835	6558	Papeete	1998	4	18	13	Pago Pago	5.00
77	1998	4	23	20		Tui Pacific	Transam	Container	in/out	11898	5701	Pago Pago	1998	4	25	7	Suve(Fiji)	35.00
78	1998	4	24	8		Forum Samoa	PFL	Container	in/out	6661	2583	Suva	1998	4	25	7	Pago	23.00
79	1998	4	25	9		Coral Islander	BBE	Container	in/out	14294	5512	Suva	1998	4	25	17	Pago Pago	8.00
80	1998	4	30	0		30 Thor Lisbeth	PFL	Container	in/out	1395	547	Pago Pago	1998	4	30	8	Ravotonga	7.50
81	1998	5	1	8		Tutolu	PFL	Ferry	exempted	136	102	Tokelau	1998	5	2	16	Tokelau	31.00
82	1998	5	1	18		Southern Cross	Transam	Container	in/out	3186	1372	?	1998	5	2	6	Pago Pago	12.00
83	1998	5	2	1		Polynesia	PFL	Container	in/out	10774	6134	Papeete	1998	5	3	7	Pago Pago	30.00
84	1998	5	5	18		Kyowa Hibiscus	BBE	Container	in/out	7945	2847	Pago Pago	1998	5	6	2	Pago Pago	7.50
85	1998	5	8	8		Tutolu	PFL	Ferry	exempted	136	102	Tokelau	1998	5	9		Tokelau	0.00
86	1998	5	8	9		Akademik Shuleykin	PFL	Passenger	in/out	1753	662	?	1998	5	8	16	Tokelau	7.00
87	1998	5	8	17		Pacific Rover	PFL	Tanker	in/out	1762	662	?	1998	5	9	7	30 Asau	14.50
88	1998	5	9	11		Captain Tasman	Transam	Container	in/out	6030	3602	Suva	1998	5	9	19	45 Pago Pago	6.25
89	1998	5	11	10		Pacific Gas	PFL	Gas Carrier	in/out	2602	780	Port Vila	1998	5	11	18	Pago Pago	7.50
90	1998	5	12	9		Bali Ser Dancer	PFL	Passenger	in/out	3785	1123	Port?	1998	5			Papeete	0.00
91	1998	5	14	9		Le Cloricoose	Fanle	Patrol Boat	in/out	450	400	?	1998	5	18	7	Leaue(tuina)	94.00
92	1998	5	14	14		Sylvan Arrow	MH	Tanker	in/out	22569	13743	Suva	1998	5	16	6	30 Pago Pago	39.83
93	1998	5	15	11		Forum Samoa	PFL	RoLo	in/out	6661	2583	Suva	1998	5	16	6	Pago Pago	18.50
94	1998	5	18	8		Tutolu	PFL	Ferry	exempted	136	102	Tokelau	1998	5	20	16	Tokelau	56.00

Table Detail Data of Ship's Call, 1998

Arrivals				Ship's Call										Departure					
No.	year	month	day	hour	min	Name of Vessel	Owner or Agent	Trade Class	Pilot Requirement	Gross Tonnage	N.R.T. Tonnage	Last Port	year	month	day	hour	min.	Destination	Port Time
95	1998	5	20	6		Southern Cross	Transam	Container	in/out	3186	1372	?	1998	5	20	15		Pago Pago	9.00
96	1998	5	22	7		Fua Kavenga	PFL	RoLo	in/out	6861	2588	Suva	1998	5	22	23		Pago Pago	16.00
97	1998	5	23	1		Pacific Islander	BBE	Container	in/out	14146	6190	Suva	1998	5	23	7	30	Pago Pago	6.50
98	1998	5	23	9		Vaimama	HMS	Container	in/out	10835	6558	Papeete	1998	5	23	12		Pago Pago	3.50
99	1998	5	25	7		Forum Samoa	PFL	General	in/out	6861	2583	Tokelau	1998	5	28	22		Tokelau	86.83
100	1998	5	25	8		Thor Liebeth	PFL	Container	in/out	1395	547	Nuku Alofi	1998	5	28	12	15	Rarotonga	28.25
101	1998	5	26	8		Tutolu	PFL	Ferry	exempted	136	102	Tokelau	1998	5	30	14	30	Tokelau	102.50
102	1998	5	27	7		Aniki Pacific	Transam	Container	in/out	13988	7542	Pago Pago	1998	5	28	17		Nuke Alofa	34.00
103	1998	5	31	16		Princess Cathrin	STF	General	in/out	2887	1586	Wallis	1998	6	1	4		Vavau	
104	1998	5	30	8		Rezo Passida		Fishing	exempted	18	14	Vavau	1998	6					
105	1998	6	2	7	10	Polynesia	PFL	Container	in/out	10774	6134	Papeete	1998	6	2	10		Pago Pago	0.00
106	1998	6	2	12	45	Gilbank	SSS	General	in/out	11950	7131	Honlara	1998	6	5	18		Panama	77.25
107	1998	6	6	8		Forum Samoa	PFL	RoLo	exempted	6861	2183	Suva	1998	6	7	6		Pago Pago	22.00
108	1998	6	7	8		Southern Cross	Transam	Container	in/out	3186	1372	Pago Pago	1998	6	8	6		Vavau	21.00
109	1998	6	11	8	28	Fair Princess	PFL	Passenger	in/out	24997	12228	Suva	1998	6	11	23		Pago Pago	14.53
110	1998	6	12	0	30	Captain Tasman	Transam	Container	in/out	6030	3602	Suva	1998	6	12	9		Pago Pago	8.50
111	1998	6	12	8		Tutolu	PFL	General	exempted	136	102	Tokelau	1998	6	12	18		Suva	10.00
112	1998	6	14	7		Pacific Mariner	PFL	Tanker	in/out	1384	696	Suva	1998	6	15	0		Asau	0.00
113	1998	6	14	23		Kyowa Cattleya	BBE	Container	in/out	7945	2844	Suva	1998	6	15	8		Pago Pago	9.00
114	1998	6	17	7		Forum Tokelau	PFL	General	exempted	806	371	Tokelau	1998	6	20	18		Tokelau	83.00
115	1998	6	18	7	30	Fair Princess	PFL	Passenger	in/out	24997	12228	Suva	1998	6	18	23		Pago Pago	15.50
116	1998	6	19	14		Tui Pacific	Transam	Container	in/out	11998	5701	Papeete	1998	6	19	23		Pago Pago	9.00
117	1998	6	20	17	5	Thor Liebeth	PFL	Container	in/out	1395	547	Pago Pago	1998	6	20	23		Nukualofa	5.92
118	1998	6	21	16		Captain Martin	MH	Tanker	in/out	25060	12128	Geelong	1998	6	22	16		Papeet	24.00
119	1998	6	23	7		MT ANN	SSS	Tanker	in/out	5070	1155	Honolulu	1998	6	26	14		Honolulu	79.00
120	1998	6	24	7		Fua Kavenga	PFL	RoLo	in/out	6861	2588	Suva	1998	6	24	21		Pago Pago	14.00
121	1998	6	25	14		Coral Islander	BBE	Container	in/out	14294	5512	Suva	1998	6	26	4		Pago Pago	14.00
122	1998	6	26	5		Southern Cross	Transam	Container	in/out	3186	1372	Nukualofa	1998	6	26	12		Pago Pago	7.00
123	1998	6	26	8		Pacific Explorer	PFL	Tanker	in/out	1149	580	Suva	1998	6	26	8		Nukalofa	2.00
124	1998	6	26	14		Vaimama	HMS	Container	in/out	10855	6558	Papeete	1998	6	26	18		Pago Pago	4.00
125	1998	6	27	5		Forum Samoa	PFL	RoLo	in/out	8861	2183	Suva	1998	6	29	21		Pago Pago	64.00
126	1998	6	29	19		Forum Tokelau	PFL	General	exempted	808	371	Tokelau	1998	7	18	17		Tokelau	
127	1998	7	4	6		Polynesia	PFL	Container	in/out	10774	6134	Papeete	1998	7	4	9		Pago Pago	3.00
128	1998	7	5	16		Tutolu	PFL	General	exempted	136	102	Suva	1998	7	7	16		Tokelau	48.00
129	1998	7	7	19		Princess Cathrin	Seair	General	in/out	2887	1588	Nukualofa	1998	7	8	9		Pago Pago	14.00
130	1998	7	9	20		Seven Pioneer	Transam	General	in/out	11258	6546	Pago Pago	1998	7	11	1		Pago Pago	29.00
131	1998	7	11	2		Kyowa Hibiscus	BBE	Container	in/out	7945	2847	Suva	1998	7	11	9		Pago Pago	7.00
132	1998	7	11	17		Southern Cross	Transam	Container	in/out	3186	1371	Suva	1998	7	12	6		Pago Pago	13.00
133	1998	7	12	16		Thor Liebeth	PFL	Container	in/out	1395	547	Pago Pago	1998	7	13	6		Cook Is.	14.00
134	1998	7	14	2		Captain Tasman	Transam	Container	in/out	6030	3602	Suva	1998	7	14	12		Pago Pago	10.00
135	1998	7	14	6		Pacific Rover	PFL	Tanker	in/out	1762	662	Suva	1998	7	14	22		Asau	16.00
136	1998	7	19	18		Forum Samoa	PFL	RoLo	in/out	6861	2183	Pago Pago	1998	7	20	14	30	Nukualofa	20.50
137	1998	7	21	20		Pacific Islander	BBE	Container	in/out	14146	6190	Suva	1998	7	22	8		Pago Pago	12.00
138	1998	7	22	11		Aniki Pacific	Transam	Container	in/out	13798	7542	Pago Pago	1998	7	22	15		Nukualofa	4.00
139	1998	7	24	14		Forum Tokelau	PFL	General	exempted	808	571	Tokelau	1998	7	25	22		?	0.00
140	1998	7	25	6		Fua Kavenga	PFL	RoLo	in/out	6861	2586	Suva	1998	7	25	22		Pago Pago	16.00
141	1998	7	26	6		Pacific Mariner	PFL	Tanker	in/out	1384	698	Suva	1998	7	26	6		Vavau	0.00

Table Detail Data of Ship's Call, 1998

Arrivals				Depparture														
No.	year	month	day	hour	min	Name of Vessel	Owner or Agent	Trade Class	Pilot Requirement	Gross Tonnage	N.R.T. Tonnage	Last Port year.	month	day	hour.	min.	Destination	Port Time
142	1998	7	29	10		Vaimama	HMS	Container	in/out	10834	6550	Papeete	1998	7	29	13	PagoPago	3.00
143	1998	7	29	24		Southern Cross	Transam	Container	in/out	3186	1372	Niue	1998	7	30	10	PagoPago	10.00
144	1998	7	31	9		Manpibi	PFL	Research	exempted	532	158	Tonga	1998	8	3	15	Lautoka	3.00
145	1998	8	3	12		Polynesia	PFL	Container	in/out	10774	6134	Papeete	1998	8	3	15	PagoPago	36.00
146	1998	8	4	18		Sylvan Arrow	MH	Tanker	in/out	22587	13743	Suva	1998	8	6	6	Suva	12.00
147	1998	8	5	6		Thor Lisbeth	PFL	Container	in/out	1395	547	PagoPago	1998	8	5	18	Rarotonga	0.00
148	1998	8	7	14		Forum Tokelau	PFL	General	exempted	808	371	Tokelau	1998	8			?	7.00
149	1998	8	8	7		Tui Pacific	Transam	Container	in/out	11998	5701	PagoPago	1998	8	8	14	nukalofa	29.00
150	1998	8	9	7		Forum Samoa	PFL	RoLo	in/out	6861	2183	PagoPago	1998	8	10	12	nukalofa	
151	1998	8	10	8		Tutolu	PFL	Ferry	exempted	138	102	Tokelau	1998	9	1	16	Tokelau	43.00
152	1998	8	12	17		Forth Bank	SSS	General	in/out	11956	7131	Kimbe	1998	8	14	12	Panama	3.00
153	1998	8	15	9		Southern Cross	Transam	Container	in/out	3188	1372	Suva	1998	8	15	12	pagopago	10.00
154	1998	8	15	20		Pacific Rover	PFL	Tanker	in/out	1384	696	Suva	1998	8	16	6	suva	10.00
155	1998	8	17	8		Captain Taaman	Transam	Container	in/out	6030	3602	PagoPago	1998	8	17	18	?	12.00
156	1998	8	17	20		Kyowa Cattleya	BBE	Container	in/out	7945	2847	PagoPago	1998	8	18	8	Papeet	398.00
157	1998	8	2	10		Princess Cathrin	Seair	General	in/out	2887	1578	PagoPago	1998	8	18	24	Nukualofa	0.00
158	1998	8	20	8		Forum Tokelau	PFL	General	exempted	808	371	Tokelau	1998	9	5		?	13.00
159	1998	8	24	14		Coral Islander	BBE	Container	in/out	14292	5512	PagoPago	1998	8	25	3	Papeete	24.00
160	1998	8	27	8		Fua Kavenga	PFL	Container	in/out	6861	2183	Suva	1998	8	28	8	PagoPago	21.00
161	1998	8	29	12		Captain Martin	MH	Tanker	in/out	25080	12128	Papeete	1998	8	30	9	Melbournne	14.00
162	1998	8	31	2		Forum Samoa	PFL	RoLo	in/out	6861	2183	PagoPago	1998	8	31	16	Nukualofa	8.00
163	1998	9	1	8		Thor Lisbeth	PFL	Container	in/out	1396	547	PagoPago	1998	9	1	16	Rarotonga	5.00
164	1998	9	1	8		Southern Cross	Transam	Container	in/out	3188	1372	PagoPago	1998	9	1	16	PagoPago	8.00
165	1998	9	2	19		Vaimama	HMS	Container	in/out	10835	6500	Los Angeli	1998	9	2	24	PagoPago	5.00
166	1998	9	4	7		Polynesia	PFL	Container	in/out	10774	6134	Papeete	1998	9	4	12	PagoPago	8.00
167	1998	9	5	9		Pacific Mariner	PFL	Tanker	in/out	1384	696	Suva	1998	9	5	17	Asau	5.00
168	1998	9	9	12		Aniki Pacific	Transam	Container	in/out	13998	7542	PagoPago	1998	9	9	17	Nukualofa	5.00
169	1998	9	10	8		Tutolu	PFL	Ferry	exempted	136	102	Tokelau	1998	9	18	14	Tokelau	222.00
170	1998	9	10	12		Kyowa Hibiscus	BBE	Container	in/out	7945	2847	Suva	1998	9	10	21	PagoPago	9.00
171	1998	9	12	11		Forum Tokelau	PFL	General	exempted	808	571	Tokelau	1998	9	19	14	Tokelau	171.00
172	1998	9	18	20		Princess Cathrin	Seair	General	in/out	2887	1586	Wallies	1998	9	19	7	PagoPago	59.00
173	1998	9	19	9		Captain Taaman	Transam	Container	in/out	6030	3602	Suva	1998	9	19	20	PagoPago	11.00
174	1998	9	19	15		Ahawiis	HMS	Fishing	in/out	1157	585	PagoPago	1998	9	20	8	PagoPago	17.00
175	1998	9	20	17		Southern Cross	Transam	Container	in/out	3186	1372	Nukualofa	1998	9	21	9	PagoPago	16.00
176	1998	9	22	2		Forum Samoa	PFL	RoLo	in/out	6861	2183	PagoPago	1998	9			Nukualofa	0.00

Appendix 6 Detail Data of Ship's Cargo, 1997-1998

No.	Arrival Time			min.	Name of Vessel	Owner or Agent	Inward				Outward				Empty		
	year	month	day				Tonnage	General (TEU)	Reefer (TEU)	LCL	Break Bulk	Tonnage	General (TEU)	Reefer (TEU)		LCL	Break Bulk
1	1997	1	2	24	Forum Samoa	PFL	1659	43	10	19	157	278	2	11		73	
2	1997	1	4	6	Odense maersk	MH	1003										
4	1997	1	10	10	Southern Cross	Transam	684.9	27	12	4	80	60.0	0	0		22	
5	1997	1	10	10	Fua Kavenka	PFL	1586	61		11	178	749	4		649	69	
6	1997	1	15	8	Thor Rikke	Transam	320.5	17	1	1	0	89.0	0	0		23	
7	1997	1	15	9	Thor Lisbeth	PFL	944	58		3		565	11	19		10	
9	1997	1	15	17	Kyowa Cattleya	BBE	1413.52	74		1	105.31	183.63		2.93		80	
10	1997	1	16	6	Captain Martin	MH	3555										
11	1997	1	18	7	Moana Pacific	Transam	887.2	35	26	3	0	358.1	2	6		30	
12	1997	1	19	1	Polynesia	PFL	928	31	21	5		72				41	
13	1997	1	20	14	Boral Gas	PFL	30										
14	1997	1	23	14	Forum Samoa	PFL	1780	83	10	15	75	134	2			86	
15	1997	1	25	10	Southern Cross	Transam	966.9	35	9	5	114	370.9	1	2		50	
16	1997	1	29	7	Crystal Symphony	BBE											
19	1997	2	8	18	Thor Rikke	Transam	383.5	16	4	0	0	292.0	0	0		1	
20	1997	2	8	19	Forum Samoa	PFL	1969	56	16	9	108	112	4			88	
21	1997	2	11	9	Southern Cross	Transam	675.6	28	15	4	19	533.0	0	3		34	
22	1997	2	11	10	Thor Lisbeth	PFL	820	42		8	4	188	1			15	
23	1997	2	11	20	Fua Kavenka	PFL	1720	72		6	43	821	3		331	55	
25	1997	2	17	15	Aniki Pacific	Transam	390.9	44	16	3	10	124.0	0	0		48	
26	1997	2	18	10	Pacific Rover	PFL	1002				32	124				26	
27	1997	2	18	19	Polynesia	PFL	1000	48	16	6							
28	1997	2	19	10	Pacific Explorer	PFL	387										
29	1997	2	22	17	Coral Islander	BBE	1007.41	45		3	42.45	267.12		8.91		96	
31	1997	2	26	14	Maunga Roa	Transam											
32	1997	2	26	23	Southern Cross	Transam	595.5	33	8	4	0	570.0	1	0		20	
33	1997	3	1	17	Thor Rikke	Transam	419.1	21	0	2	0	35.0	0	0		11	
34	1997	3	5	15	Pacific Islander	BBE	1686.31	72		4	22.75	240.35	1	8.05		82	
35	1997	3	7	2	Thor Lisbeth	PFL	760	29	4	6		83	2			9	
36	1997	3	7	4	Maunga Roa	Apia Haulage						131.00					
37	1997	3	9	6	Albatros	MH											
38	1997	3	11	8	Boral Gas	PFL	100										
39	1997	3	14	12	Fua Kavenka	PFL	1332	63	2	9	220	718	2			36	
40	1997	3	16	6	Odense maersk	MH											
41	1997	3	17	2	Southern Cross	Transam	721.7	40	11	3	74	360.2	5	0		120	
42	1997	3	19	6	Polynesia	PFL	800	26	13	4	29	68	2			78	
43	1997	3	20	11	Kyowa Cattleya	BBE	850.82	27		6	108.43	163.20				68	
45	1997	3	21	23	Moana Pacific	Transam	805.5	28	26	4	1	281.4	1	5		82	
47	1997	3	24	10	Forum Samoa	PFL	1678	75	9	9	180	327	1		100	45	
48	1997	3	24	11	Karin B	Apia Haulage	1507.92	24t			1483.92t	100t				100	

No.	Arrival Time			Name of Vessel	Owner or Agent	Inward			Outward			Oil	Empty				
	year	month	day			hour	min.	Tonnage	General (TEU)	Reefer (TEU)	LCL			Break Bulk	Tonnage	General (TEU)	Reefer (TEU)
50	1997	3	26	15	Queen Amelia	Transam	976.9	25	6	4	181	372.0	10	9	0	4	43
51	1997	3	27	17	Thor Lisbeth	PFL	504	17	1	8		270	10	4	2		11
52	1997	3	29	11	Pacific Rover	PFL	380										
53	1997	4	6	16	Evelina Darosa	BBE											
54	1997	4	10	3	Arki Pacific	Transam	960.0	47	22	7	13	125.0	1	0	1	0	38
55	1997	4	10	21	Queen Amelia	Transam	663.2	28	9	7	43	314.8	12	11	0	1	12
56	1997	4	11	10	Forum Samoa	PFL	1648	56	16	8	188	99	4	1	1	1	58
57	1997	4	14	7	Southern Cross	Transam	964.0	36	5	-	150	140.5	2	2	0	0	25
58	1997	4	14	9	Fua Kavanga	PFL	1342	80	1	7	40	340	15	2	2		38
62	1997	4	18	7	Polynesia	PFL	720	27	10	6		62	2	2			50
63	1997	4	18	20	Thor Lisbeth	PFL	600	18	5	7		495	20	1	2	1	30
66	1997	4	23	16	Karin B	Apia Haulage	659.28	48t			611.28t						
67	1997	4	28	7	Queen Amelia	Transam	501.9	34	1	2	28	149.6	2	1	0	2	49
68	1997	4	28	18	Coral Islander	BBE	3655.64	131		4	146.07	225.83	3		11.93		83
72	1997	5	1	11	Pacific Rover	PFL	670										
73	1997	5	2	17	Forum Samoa	PFL	1470	63	9	8	90	430	21	1	1	1	46
74	1997	5	6	7	Forum Tokelau	PFL											
75	1997	5	10	10	Pacific Islander	BBE	1455.31	53		4	158.13	198.85			3	2.05	82
76	1997	5	12	7	Thor Lisbeth	PFL	300	6	2	6	2		14				20
77	1997	5	13	11	Forum Tokelau	PFL	54					145					
78	1997	5	13	20	Moana Pacific	Transam	1031.7	46	26	4	20	169.5	1	0	0	0	54
79	1997	5	14	10	Southern Cross	Transam	809.9	34	0	1	137	412.9	15	5	1	17	37
80	1997	5	14	18	Queen Amelia	Transam	961.6	29	2	5	420	352.0	1	18	0	5	21
81	1997	5	15	22	Fua Kavanga	PFL	1540	75	3	5	10	460	30	1	2		80
82	1997	5	17	19	Polynesia	PFL	597	21	26	2		102	4				20
83	1997	5	22	22	Kyowa Cattleya	BBE	991.14	36		6	185.59	110.43	2			8.64	54
84	1997	5	23	8	Forum Samoa	PFL	1750	60	4	16	160	850	40	4	1	100	30
85	1997	5	23	17	Pacific Explorer	PFL	1523										
87	1997	5	25	21	Forum Tokelau	PFL	78				78						
88	1997	5	28	7	Karin B	Apia Haulage	1024.83	73.99t			950.85t						
89	1997	6	1	8	Arki Pacific	Transam	914.1	30	18	8	0	295.1	1	9	0	1	46
90	1997	6	2	4	Thor Lisbeth	PFL	460	19		6	10	352	12	5	1	352	18
91	1997	6	5	9	Pacific Rover	PFL	650										
92	1997	6	6	6	Southern Cross	Transam	1160.8	31	2	5	478	330.1	12	0	0	1	64
93	1997	6	6		Forum Tokelau	PFL	64										
95	1997	6	14	12	Forum Samoa	PFL	1590	52	9	6	550	577	29	3	5	233	63
96	1997	6	15	6	Captain Martin	MH											
97	1997	6	16	8	Polynesia	PFL	489	31	10	4							29
98	1997	6	17	2	Fua Kavanga	PFL	1374	82	3	5	114	107	5	1	1	1	246
99	1997	6	17	15	Socofi Stream	Transam	1182.9	47	2	2	122	294.8	5	8	1	70	81
100	1997	6	18	19	Trans Pacific Nr.6	BBE											7

No.	Arrival Time			Name of Vessel	Owner or Agent	Inward				Outward								
	year	month	day			min.	hour	Tonnage	General (TEU)	Reefer (TEU)	LCL	Break Bulk	Tonnage	General (TEU)	Reefer (TEU)	LCL	Break Bulk	Oil
103	1997	6	23	0	30	Coral Islander	BBE	2150.24	86		5	119.61	72.00	3	1	0.58		22
105	1997	6	29	6	45	Southern Cross	Transam	992.4	44		4	400	383.5	11	1	13		72
108	1997	6	30	9	5	Pacific Explorer	PFL	1370										
108	1997	7	3	2	30	Thor Lisbeth	PFL	480	16		6	6	285	18	2	12		16
109	1997	7	3	8	10	Karrn B	Apia Haulage	745.03	72t									18
110	1997	7	4	9		Forum Samoa	PFL	1760	77		12	80	442	23	1			70
111	1997	7	8	12		Moana Pacific	Transam	1163.1	60		3	100	173.0	7	0	0		2
112	1997	7	8	21	30	Pacific Islander	BBE	982.02	40		4	61.52	259.27	1		8.07		103
113	1997	7	12	19	30	Forum Tokelau	PFL	114					36					
114	1997	7	14	7	30	Polynesia	PFL	517	22		4		43	1	2			92
116	1997	7	15	8		Socoff Stream	Transam	801.1	30		3	95	466.0	1	14	4		29
117	1997	7	17	17		Fua Kavenga	PFL	1995	92		4	213	803	7	2	670		60
118	1997	7	17	22	40	Southern Cross	Transam	670.8	39		3	15	307.1	12	1	4		24
119	1997	7	21	7	30	Pacific Rover	PFL	363										
120	1997	7	24	1	20	Forum Samoa	PFL	1440	71		13	445	409	14	9	7		50
121	1997	7	24	16	50	Forum Tokelau	PFL	78				78	72			72		
122	1997	7	24	20	30	Toyojui #8	BBE											
124	1997	7	25	10		Kyowa Cattleya	BBE	1018.21	41		3	328	349.60	1		56.88		35
125	1997	7	25	21	50	Aniki Pacific	Transam	590.5	58		3	0	391.4	9	1	1		89
126	1997	7	27	0	30	Thor Lisbeth	PFL	400	20		1		335	8	6	25		10
127	1997	7	29	8		Capt. M J Souza	MH											
128	1997	7	29	9		Stella Maris	MH											
130	1997	8	3	17		Pacific Explorer	PFL	1280										
131	1997	8	5	11		Southern Cross	Transam	1400.0	62		3	60	557.9	31	0	0		32
132	1997	8	9	15		Karrn B	Apia Haulage	697.27	134t				563.07t					
134	1997	8	12	11		Socoff Stream	Transam	913.2	41		2	60	330.0	4	14	0		0
135	1997	8	12	22		Polynesia	PFL	462	30		12		7		1			48
136	1997	8	13	23		Forum Samoa	PFL	1664	57		7	10	303	16	2			76
138	1997	8	15	15		Tui Pacific	Transam	448.1	25		3	0	336.6	10	1	2		66
139	1997	8	17	20		Fua Kavenga	PFL	1872	107		6	388		398	16	1	2	61
140	1997	8	19	15		Forum Tokelau	PFL	74					250					
141	1997	8	19	19		Coral Islander	BBE	1452.35	50		4	280.42	240.39	5	1	31.68		47
142	1997	8	19	21		Pacific Rover	PFL	545										
143	1997	8	20	8		Thor Lisbeth	PFL	520	14		6		478	23	3	1		10
144	1997	8	21	6	30	FV Seaka	Transam											
146	1997	8	23	21	20	Southern Cross	Transam	846.1	44		3	22	400.5	10	8	0		47
147	1997	8	25	1		Kyowa Hibiscus	BBE	917.22	39		3		78.00	1				25
150	1997	8	29	8		Pacific Gas	PFL	100										
151	1997	8	29	18	10	Captain Martin	MH	2901										
153	1997	9	4	0	30	Forum Samoa	PFL	1735	73		13	10	100	408	18	2	72	78
154	1997	9	6	6		Pacific Islander	BBE	733.44	29		4	1	205.60	4		34.51		57

No.	Arrival Time			Name of Vessel	Owner or Agent	Inward			Outward			Oil	Empty			
	year	month	day			hour	min.	Tonnage	General (TEU)	Reefer (TEU)	LCL			Break Bulk	Tonnage	General (TEU)
157	1997	9	8	8	Tutolu	PFL	7				19					
158	1997	9	10	2	Southern Queen	Transam	1065.2	50	1	4	0	81.5	0	0	0	23
159	1997	9	10	3	Southern Cross	Transam	933.0	28	9	2	159	430.0	9	0	4	24
160	1997	9	11	14	Karin B	Apia Haulage	1348.15	277.7t				20t				20
161	1997	9	11	19	Thor Lisbeth	PFL	420	14	6			365	2	3	27	15
162	1997	9	12		Polynesia	PFL	532	27	16	6	27	32	1	1		39
164	1997	9	14	24	Ariki Pacific	Transam	794.8	59	19	5	37	164.8	2	0	14	37
165	1997	9	17	8	Oiga Maorsk	MH	1029	77	1	7	73	409	16	5		
166	1997	9	18	8	Fua Kevenga	PFL	1785									
170	1997	9	21	8	Forum Tokelau	PFL	30									
171	1997	9	25	5	Forum Samoa	PFL	1900	78	8	12	308	337	17	1		80
173	1997	9	26	7	Pacific Mariner	PFL	415									
174	1997	9	26	10	Southern Cross	Transam	868.6	44	0	7	143	537.4	18	8	3	33
176	1997	9	29	14	Capt. Cristiano Darosa	BBE										
178	1997	10	3	2	Kyowa Carrieya	BBE	1274.55	52		2	28.42	327.33			116.13	88
179	1997	10	4	16	Tui Pacific	Transam	644.5	38	14	3	44	328.7	12	0	0	51
180	1997	10	5	8	Thor Lisbeth	PFL	800	28	2	6		395	15	1	2	20
181	1997	10	8	0	Southern Queen	Transam	1035.6	49	3	2	0	227.8	3	9	0	9
183	1997	10	12	9	Pacific Rover	PFL	219									
184	1997	10	13	2	Polynesia	PFL	495	20	10	2	36	79		5		45
185	1997	10	14	21	Southern Cross	Transam	968.6	42	0	6	143	551.4	17	8	3	43
186	1997	10	15	16	Forum Tokelau	PFL	12									
187	1997	10	16	11	Forum Samoa	PFL	1020	46	10	10	15	104	3	1	8	50
188	1997	10	18	8	Fua Kevenga	PFL	1330	66	1	6	456	258	10	3	3	45
189	1997	10	18	13	Karin B	Apia Haulage	737.61	353.42t				384.19t				
190	1997	10	20	1	Coral Islander	BBE	1178.79	46	6	2	154.76	429.17	4	2	199.77	51
191	1997	10	21	7	Captain Martin	MH	3406									
194	1997	10	28	11	Forum Tokelau	PFL						23				
195	1997	10	29	18	Tutolu	PFL	10					8				8
196	1997	10	29		Southern Cross	Transam	805.8	26	11	5	150	500.9	18	10	10	27
197	1997	10	30		Thor Lisbeth	PFL	400	18		4		354	15	2	1	14
198	1997	10	31	12	Kyowa Hibiscus	BBE	465.58	20		1	31.74	148.00	2	2		50
199	1997	11	5	2	Southern Queen	Transam	432.0	24	0	3	0	381.9	8	9	9	32
200	1997	11	6	7	Forum Samoa	PFL	1230	45	7	11	126	312	16	2	1	100
201	1997	11	6	14	Pacific Explorer	PFL	1954									
202	1997	11	8	6	Ariki Pacific	Transam	889.0	50	13	2	39	147.5	1	0	0	47
203	1997	11	11	10	Haumana	MH										
204	1997	11	13	10	Haumana	MH										
205	1997	11	14	10	Pacific Islander	BBE	936.36	39	8	5	29.39	225.45	6	4	17.24	48
206	1997	11	15	7	Polynesia	PFL	510	21	16	5	5	40		5		26
207	1997	11	15	13	Southern Cross	Transam	932.0	43	6	4	81	676.9	23	10	2	20

No.	Arrival Time			Name of Vessel	Owner or Agent	Inward				Outward								
	year	month	day			hour	min.	Tonnage	General (TEU)	Reefer (TEU)	LCL	Break Bulk	Tonnage	General (TEU)	Reefer (TEU)	LCL	Break Bulk	Oil
208	1997	11	17	0	50	Fua Kavenga	PFL	1800	88	12	8	20	114	4	1	2	108	54
209	1997	11	19	16		Pacific Mariner	PFL	546										
210	1997	11	20	8		Tutolu	PFL	8				8	10					
211	1997	11	21	7		Pacific Rover	PFL	826										
212	1997	11	21	22		Thor Lisbeth	PFL	720	30		8		420	16	3	2		19
213	1997	11	22	7	30	Seabourn Legend	BBE											
215	1997	11	26	2	30	Tui Pacific	Transam	678.0	31	8	4	20	306.8	15	1	1	6	30
217	1997	11	27	11		Forum Samoa	PFL	1200	55	6	18	25	709	26	1		8	54
218	1997	11	27	21		Forum Tokelau	PFL											
220	1997	12	1	7		Southern Queen	Transam	921.4	40	3	2	8	90.8	1	2	0	17	12
221	1997	12	2	21		Southern Cross	Transam	910.6	40	7	5	120	426.2	2	16	0	2	47
222	1997	12	3	9		Tutolu	PFL	18					30					
223	1997	12	4	18	15	Seabourn Legend	BBE											
224	1997	12	10	7		Pacific Explorer	PFL	1140										
226	1997	12	11	19		Thor Lisbeth	PFL	385	7	2	10	5	117	5				42
227	1997	12	12	23	30	Kyowa Cattleya	BBE	1488.74	55		5	195.21	348.66	4			96.67	81
228	1997	12	13	10		Thor Lisbeth	PFL	254	23				79	3	1			
229	1997	12	17	4		Polynesia	PFL	750	29	17	8		134	1	9			8
230	1997	12	18	12		Fua Kavenga	PFL	1320	72	2	9	80	880	47	2	3	4	22
231	1997	12	18	19		Forum Tokelau	PFL	52					90	5				51
232	1997	12	18	23		Lynx	Apia Haulage	749.14					12t					
233	1997	12	19	14		Forum Samoa	PFL	2160	88	8	24	344	426	25		1		12
234	1997	12	19	22		Southern Cross	Transam	1022.6	54	2	6	138	467.2	7	9	1		52
235	1997	12	20	7	40	Captain Martin	MH	2990										61
236	1997	12	20	13		Coral Islander	BBE	685.74	26	9	2	80.12	123.51	1			41.11	26
237	1997	12	20	23		Anki Pacific	Transam	580.0	37	15	4	0	78.0	1	0			22
238	1997	12	23	8		Tutolu	PFL	25					30					
239	1997	12	27	17		Forum Tokelau	PFL	52	4	1			30					
240	1997	12	31	17		Kyowa Hibiscus	BBE	802.75	33	4	3	26.45	14.40					6

Table Detail Data of Cargo, 1998

No.	Arrivals			Inward										Outward											
	year	mon th	hour	min.	Name of Vessel	Owner or Agent	Tonnage	General	Reefer	LCL	Break Bulk	Tonnage	General	Reefer	LCL	Break Bulk	Tonnage	General	Reefer	LCL	Break Bulk	Oil	Empty		
2	1998	1	5	1	Southern Queen	Transam																			
3	1998	1	7	4	Tutolu	PFL						29.0													
4	1998	1	7	20	Captain Tasman	Transam	515.4	24.0	3	2		115.0												46	
5	1998	1	8	10	Forum Samoa	PFL	1,822.0	58.0	6	8		275.0	7	8	1		426					240	60		
6	1998	1	10	18	Pacific Rover	PFL	510.0																		
7	1998	1	12	6	Tui Pacific	Transam	507.3	16.0	19	2		146.3	1	1										57	
9	1998	1	14	14	Pacific Islander	BBE	985.4	40.0		2		207.5	2			50					137.1		21		
10	1998	1	16	8	Tutolu	PFL						25.0													
11	1998	1	16	24	Southern Cross	Transam	465.9	27.0	10	4		360.6	5	10	1		4							31	
12	1998	1	17	8	Pacific Explorer	PFL	767.0																		
13	1998	1	18	23	Thor Lisbeth	PFL	590.0	25.0	6	2		208.0	9	1	3									25	
14	1998	1	21	3	Fua Kavenga	PFL	1,320.0	66.0	2	4		390.0	14	6	4		40				4			30	
15	1998	1	22	7	Switzerland	PFL																			
16	1998	1	22	8	Pacific Rover	PFL	505.0																		
17	1998	1	26	23	Forum Tokelau	PFL																			
18	1998	1	27	8	Southern Cross	Transam																			
19	1998	1	28	8	Astor	PFL																			
20	1998	1	28	22	Polynesia	PFL	584.0	12.0	15	2														20	
21	1998	1	31	9	Forum Samoa	PFL	1,198.0	37.0	10	16		703.0	37	3	3		64							75	
22	1998	2	4	17	Southern Cross	Transam	1,092.1	42.0	15	4		415.0	5	8	2		52							68	
23	1998	2	6	6	Tutolu	PFL																			
25	1998	2	7	11	Pacific Explorer	PFL	1,410.0																		
26	1998	2	8	1	Ariki Pacific	Transam	411.4	30.0	12	3		159.5	6		1									38	
27	1998	2	9	7	Albatros	MH																			
29	1998	2	11	8	Pacific Gas	PFL	60.0																		
30	1998	2	12	0	Kyowa Cattleya	BBE	1,027.9	41.0	4	4		197.4	1	2										61	
31	1998	2	12	22	Thor Lisbeth	PFL	590.0	24.0	1	8		464.0	21	3	2		9				10.07		5		
32	1998	2	13	20	Pacific Rover	PFL	380.0																		
33	1998	2	14	8	Ivy Bank	SSS											0					1000	17		
34	1998	2	16	16	Captain Martin	MH	3,659.0																		
35	1998	2	17	7	Europa	PFL																			
36	1998	2	17	1	Forum Tokelau	PFL	25.0																		
37	1998	2	19	23	Coral Islander	BBE	848.6	35.0	4	2		54	93.0	1										35	
38	1998	2	21	11	Forum Samoa	PFL	1,308.0	36.0	8	16		330	236.0	7	2						1			84	
39	1998	2	23	9	Princess Cathrin	via Haula	894.4	12.0	2	24		268	114.0		3									36	
40	1998	2	26	7	Tutolu	PFL						34.0													
41	1998	2	27	1	Polynesia	PFL	544.0	15.0	8	5		41.0	2											2	
42	1998	2	28	7	Captain Tasman	Transam	1,107.4	56.0	3	6		20	712.2	32	11										
43	1998	3	2	6	Kyowa Hibiscus	BBE	555.5	23.0	4	1		31	75.7								37			16	

Table Detail Data of Cargo, 1998

No.	Arrivals			Outward													
	year	mon th	hour day min.	Name of Vessel	Owner or Agent	Tonnage	Genera l	Reefer	LCL	Break Bulk	Tonnage	Genera l	Reefer	LCL	Break Bulk	Oil	Empty
44	1998	3	3 11	Tui Pacific	Transam	547.4	28.0	9	4		157.5	1					63
45	1998	3	6 16	Pacific Rover	PFL	332.0											
46	1998	3	7 8	Tutolu	PFL												
47	1998	3	11 16	Thor Lisbeth	PFL	680.0	31.0	1	5		336.0	18	3				
48	1998	3	11 24	Fua Kavenga	PFL	1,309.0	59.0	1	3		455.0	22	1				41
49	1998	3	12 7	Southern Cross	Transam	1,020.2	32.0	14	3		145.5	4					38
50	1998	3	13 7	Seavinha	MH	2,220.0											
52	1998	3	13 24	Nzol Surua	Transam	1,056.0					1,023				1		
53	1998	3	14 8	Forum Samoa	PFL	1,285.0	50.0	9	12		372.0	9	1			236.4	43
54	1998	3	15 8	Moana 3	Transam						513.6	6			402		
55	1998	3	10 7	Tutolu	PFL	5.0					31.0						
56	1998	3	19 6	Pacific Islander	BBE	667.2	25.0		3		44				64.2		32
57	1998	3	27 18	Southern Cross	Transam	1,023.9	40.0	15	3		124		1		5		17
58	1998	3	28 7	Captain Martin	MH	3,208.0											
59	1998	3	29 24	Ariki Pacific	Transam	1,030.2	67.0	21	5		32		1				51
60	1998	3	30 14	Evelina De Rosa	BBE												
61	1998	3	31 8	Tutolu	PFL						23.0						
64	1998	3	31 12	Pacific Rover	PFL	430.0											
65	1998	4	3 21	Captain Tasman	Transam	1,138.6	57.0	1	3		420.0	35	1		4		
66	1998	4	4 8	Forum Samoa	PFL	1,390.0	52.0	7	18		695.0	21	1	2			12
67	1998	4	6 15	Thor Lisbeth	PFL	488.0	18.0	4	5		200.0	8	2	1			12
68	1998	4	8 8	Tutolu	PFL						25.0						
69	1998	4	14 18	Fua Kavenga	PFL						96.0						
70	1998	4	16 2	Kyowa Cattleya	BBE	820.5	41.0		3		85		3				46
71	1998	4	16 18	Southern Cross	Transam	1,143.1	42.0	9	2		215		3				50
73	1998	4	17 7	Sky Princess	PFL											223.62	
74	1998	4	17 8	Tutolu	PFL	2.0					31.0						
75	1998	4	17 21	Fua Kavenga	PFL	1,500.0	84.0	2	5		5		4	2			27
77	1998	4	23 20	Tui Pacific	Transam	600.8	52.0	6	5		35				12		28
78	1998	4	24 8	Forum Samoa	PFL	1,680.0	55.0	11	8		352		2				63
79	1998	4	25 9	Coral Islander	BBE	437.4	6.0		2		244		1				46
80	1998	4	30 0	Thor Lisbeth	PFL	300.0	12.0	2	2		134.0		1				30
81	1998	5	1 8	Tutolu	PFL	20.0					10.0						
82	1998	5	1 18	Southern Cross	Transam	717.6	28.0	7	2		97		3		1		39
83	1998	5	2 1	Polynesia	PFL	573.0	31.0	11	3		54.0		6				40
84	1998	5	5 18	Kyowa Hibiscus	BBE	1,324.5	51.0		2		131		1		2.8		12
85	1998	5	8 8	Tutolu	PFL	7.0					24.0						
86	1998	5	8 9	Akademic Shuley	PFL												
87	1998	5	8 17	Pacific Rover	PFL	680.0											

Table Detail Data of Cargo, 1998

No.	Arrivals			Inward										Outward									
	year	month	day	hour	min.	Name of Vessel	Owner or Agent	Tonnage	General	Reefer	LCL	Break Bulk	Tonnage	General	Reefer	LCL	Break Bulk	Oil	Empty				
88	1998	5	9	11	30	Captain Tasman	Transam	1,335.7	69.0	1	2	11	585.2	44		1	1		10				
89	1998	5	11	10	30	Pacific Gas	PFL	102.0															
90	1998	5	12	9		Bali Ser Dancer	PFL																
92	1998	5	14	14	40	Sylvan Arrow	MH	4,164.0															
93	1998	5	15	11	30	Forum Samoa	PFL	1,350.0	42.0	10	18	98	464.0	16	1	1		109					
94	1998	5	18	8		Tutolu	PFL	13.0															
95	1998	5	20	6		Southern Cross	Transam	768.0	38.0	7	2	89	170.7	2	1	8		44					
96	1998	5	22	7		Fua Kavenga	PFL	1,585.0	81.0	2	5		569.0	29	2	1		202.74					
97	1998	5	23	1		Pacific Islander	BBE	992.5	25.0		3	328	251.9	2			127.9	44					
99	1998	5	25	7	40	Forum Samoa	PFL						71.0										
100	1998	5	25	8		Thor Lisbeth	PFL	395.0	14.0		6		375.0	16	3	2	6		30				
101	1998	5	26	8		Tutolu	PFL	2.0					19.0										
102	1998	5	27	7		Ariki Pacific	Transam	935.3	57.0	19	8		163.6	1	1				65				
105	1998	6	3	7	10	Polynesia	PFL	482.0	18.0	6	4	54	14.0	1					20				
106	1998	6	2	12	45	Chidbank	SSS						1,600.0										
107	1998	6	6	8		Forum Samoa	PFL	1,600.0	68.0	11	13	167	189.0	7	3			96	80				
108	1998	6	7	9		Southern Cross	Transam	600.9	17.0	2	3	149	159.0	3					34				
109	1998	6	11	8	28	Fair Princess	PFL																
110	1998	6	12	0	30	Captain Tasman	Transam	1,463.1	78.0	1	2	18	529.2	28	8	3	1						
111	1998	6	12	8		Tutolu	PFL	2.0															
112	1998	6	14	7		Pacific Mariner	PFL	505.0															
113	1998	6	14	23		Kyowa Cateleya	BBE	990.2	37.0		1	37	289.5	6	5		3		51				
114	1998	6	17	7		Forum Tokelau	PFL	53.0															
115	1998	6	18	7	30	Fair Princess	PFL																
116	1998	6	19	14		Tui Pacific	Transam	973.4	50.0	12	1	20	121.6	1			1		38				
117	1998	6	20	17	5	Thor Lisbeth	PFL	281.0	8.0	5		7	274.0	10	4	1			19				
118	1998	6	21	16		Captain Martin	MH	3,301.0															
119	1998	6	23	7		MT ANN	SSS									10.48							
120	1998	6	24	7		Fua Kavenga	PFL	1,538.0	77.0	2	6	2	778.0	30	5	1		134.5	54				
121	1998	6	25	14		Coral Islander	BBE	915.6	36.0	10	3	29	205.0	10	4	1	1.28		33				
122	1998	6	26	5		Southern Cross	Transam	500.3	27.0	1	2	125	201.1	1	9		4		21				
123	1998	6	26	6		Pacific Explorer	PFL	908.0															
125	1998	6	27	5		Forum Samoa	PFL	1,752.0	58.0	13	12	265	142.0	5	2	1							
126	1998	6	29	19		Forum Tokelau	PFL	62.0			3												
127	1998	7	4	6		Polynesia	PFL	608.0	20.0	5			61.0	1	2				28				
128	1998	7	5	16		Tutolu	PFL					21.0											
130	1998	7	9	20		Seven Pioneer	Transam																
130	1998	7	9	20		Seven Pioneer	Transam	1,000.0				1,000											
131	1998	7	11	2		Kyowa Hibiscus	BBE	982.1	27.0		2	13	192.6	4	4		31.59		42				

Table Detail Data of Cargo, 1998

No.	Arrivals			Inward										Outward					
	year	mon th	day	hour	min.	Name of Vessel	Owner or Agent	Tonnage	Genera l	Reefer	LCL	Break Bulk	Tonnage	Genera l	Reefer	LCL	Break Bulk	Oil	Empty
132	1998	7	11	17		Southern Cross	Transam	977.0	41.0	7	1	326	396.7	7	10	1			46
133	1998	7	12	16		Thor Lisbeth	PFL	482.0	12.0	5	6	404.0	404.0	23	1	2			
134	1998	7	14	2		Captain Tasman	Transam	1,631.2	76.0	6	5	14	540.1	36	6	2	1		10
135	1998	7	14	6		Pacific Rover	PFL	310.0											
136	1998	7	19	18		Forum Samoa	PFL	1,235.0	31.0	12	12	245	253.0	4	4	1	1	117.21	67
137	1998	7	21	20		Pacific Islander	BBE	975.8	21.0	10	2	179	356.3	3	3		154.81	35	
138	1998	7	22	11		Arki Pacific	Transam	609.6	24.0	11	4		102.2	1					38
139	1998	7	24	14		Forum Tokelau	PFL					97.0							
140	1998	7	25	6		Fua Kavenga	PFL	1,991.0	99.0	1	5	75	663.0	32	4	1			49
141	1998	7	26	6		Pacific Mariner	PFL	1,110.0											
143	1998	7	29	24		Southern Cross	Transam	875.8	36.0	4	2	546	315.7	4	5	3			63
144	1998	7	31	9		Manpibi	PFL												
145	1998	8	3	12		Polynesia	PFL	535.0	17.0	9	2				2	2			20
146	1998	8	4	18		Sylvan Arrow	MH	4,350.0											
147	1998	8	5	6		Thor Lisbeth	PFL	478.0	11.0	3	8				1	3			9
148	1998	8	7	14		Forum Tokelau	PFL	48.0											
149	1998	8	8	7		Tui Pacific	Transam	519.5	20.0	8	1	154	103.3	2					37
150	1998	8	9	7		Forum Samoa	PFL	1,992.0	55.0	18	14	265	326.0	8	13	1		233.74	69
151	1998	8	10	8		Tutolu	PFL					23.0							
152	1998	8	12	17		Forth Bank	SSS					900.0							32
153	1998	8	15	9		Southern Cross	Transam	752.1	41.0	8	3	41	323.9	5	10	1	5		40
154	1998	8	16	20		Pacific Rover	PFL	410.0											
155	1998	8	17	8		Captain Tasman	Transam	1,632.8	81.0	3	5	71	492.1	37		2			22
156	1998	8	17	20		Kyowa Cattleya	BBE	1,204.3	53.0		2	90	296.3	14			10.17		34
158	1998	8	20	8		Forum Tokelau	PFL						103.0						
159	1998	8	24	14		Coral Islander	BBE	1,336.1	51.0		3	95	66.1				11.08		25
160	1998	8	27	8		Fua Kavenga	PFL	1,748.0	90.0	1	5	118	663.0	28	7	1	3		
161	1998	8	29	12		Captain Martin	MH	2,088.0											
162	1998	8	31	2		Forum Samoa	PFL	1,620.0	60.0	12	12	130	461.0	14		1	196		80
163	1998	8	31	14		Thor Lisbeth	PFL	341.0	9.0	2	6		274.0	9	1	1			
164	1998	9	1	8		Southern Cross	Transam	603.0	32.0	5	2	123	231.2	6	2		3		47
166	1998	9	4	7		Polynesia	PFL	535.0	18.0	8	5		65.0	2	2				30
167	1998	9	5	9		Pacific Mariner	PFL	1,200.0											
168	1998	9	9	12		Arki Pacific	Transam	602.8	22.0	18	4		63.6						
169	1998	9	10	8		Tutolu	PFL	2.0				32.0							
170	1998	9	10	12		Kyowa Hibiscus	BBE	1,088.9	43.0	4	1	39	114.6	5	2		3		38
171	1998	9	12	11		Forum Tokelau	PFL	79.0											
173	1998	9	19	9		Captain Tasman	Transam	1,936.2	107.0	7	5	17		43	7		7.1		50
175	1998	9	20	17		Southern Cross	Transam	876.8	46.0	6	3	319	197.7	3	6		10.2		30

Table Detail Data of Cargo, 1998

No.	Arrivals			Inward					Outward								
	year	mon th	hour day min.	Name of Vessel	Owner or Agent	Tonnage	Genera l	Reefer	LCL	Break Bulk	Tonnage	Genera l	Reefer	LCL	Break Bulk	Oil	Empty
176	1998	9	22	Forum Samoa	PFL	1,244.0	38.0	14	13	74	699.0	35	1	1			70
Total						#####	3463.0	551	440	9,560	27,751.3	906	223	105.63	1390.8	2643.9	3080

Appendix 7 Deterioration Survey on the Existing Wharf

Appendix 7.1 Results of Visual Survey of Piles

Sheet-1

Pile No.	Pile Row	Type of Pile	Aluminum Anode	Pile Head		Underwater				Remarks
				Cracked	Concrete spalled	Crack	Hole	H-pile exposed	Concrete missing	
1	A	V	○			●		●		H pile exposed 0.5m length at -5.0m
	B	V	○	○	●	●		●		H pile exposed 0.5m length at -2.5m
	C	B	○							
	D	B	○					●		H pile exposed from -4.5m to -6.0m
	E	V	○					●		H pile exposed from -1.5m to -6.5m
	F	V	○	○				●		H pile exposed from -4.5m to -6.5m
2	A	V	○							
	B	V	○							
	C	B	○							
	D	B	○							
	E	V	○							
	F	V	○							
3	A	V	○	○		●				concrete fallen down at -4.1m
	B	V	○	○						
	C	B	○	○		●				H pile exposed 0.5m length at +1.5m
	D	B	○							
	E	V	○							
	F	V	○							
4	A	V	○							
	B	V	○							
	C	B	○							
	D	B	○							
	E	V	○							
	F	V	○							
	P	V	○							
	A	V	○							
	B	V	○							
	C	B	○							
	D	B	○							
	E	V	○							
	F	V	○							
	P	V	○							
Q	V	○								
R	V	○								
T	B									
S	B									

Vertical Pile: V Batter Pile: B ○ : installed ● : visible

Pile No.	Pile Row	Type of Pile	Aluminum Anode	Underwater Concrete	Pile Head		Crack	Underwater			Remarks	
					Cracked	Concrete spalled		Hole	H-pile exposed	Concrete missing		
5	A	V	○									
	B	V										
	C	B	○		●							
	D	B										
	E	V										
	F	V	○		●							
	P	V			●		●	●	●	●		
	Q	V	○				●	●	●	●		
	R	V	○				●	●	●	●		
	U/N	B					●					
	U/S	B					●					
	6	A	V	○								
		B	V									
		C	B	○		●						
D		B			●							
E		V										
F		V	○									
P		V			●		●	●	●	●		
G		V	○									
R		V	○									
T		B										
S		B										
7		A	V	○								
		B	V									
		C	B	○		●						
	D	B			●							
	E	V										
	F	V	○									
	P	V			●		●	●	●	●		
	G	V	○									
	R	V	○									
	T	B										
	S	B										
	8	A	V	○								
		B	V									
		C	B	○		●						
D		B			●							
E		V										
F		V	○									
P		V			●		●	●	●	●		
A		V	○									
B		V										
C		B	○		●							
D		B			●							
E		V										
F		V	○									

Vertical Pile: V Batter Pile: B ○ : installed ● : visible

Pile No.	Pile Row	Type of Pile	Aluminum Anode	Underwater Concrete	Pile Head		Underwater				Remarks
					Cracked	Concrete spalled	Crack	Hole	H-pile exposed	Concrete missing	
9	A	V	O						●		
	B	V				●					
	C	B	O			●					
	D	B				●					
	E	V				●					
	F	V	O			●					
10	A	V	O			●					
	B	V				●					
	C	B	O			●					
	D	B		O		●		●			hole at -4.5m
	E	V		O		●		●			
	F	V	O			●					
11	A	V	O			●					
	B	V				●					
	C	B	O			●					
	D	B				●					
	E	V				●					
	F	V	O			●					
12	A	V	O	O		●					
	B	V		O		●					
	C	B	O	O		●					cracked at -5.7m
	D	B				●					
	E	V				●					
	F	V	O			●					
13	A	V	O			●					
	B	V				●					
	C	B	O			●					
	D	B				●					
	E	V				●					
	F	V	O			●					

Vertical Pile: V Batter Pile: B
 ● : visible
 ○ : installed

Pile No.	Pile Row	Type of Pile	Aluminum Anode	Underwater Concrete	Pile Head		Underwater				Remarks	
					Cracked	Concrete spalled	Crack	Hole	H-pile exposed	Concrete missing		
14	A	V	O									
	B	V										
	C	B	O			●						
	D	B				●						
	E	V				●						
	F	V	O			●						
15	A	V	O									
	B	V										
	C	B	O			●						
	D	B										
	E	V				●						
	F	V	O			●						
16	A	V	O			●						
	B	V										
	C	B	O			●						
	D	B										
	E	V				●						
	F	V	O			●						
17	A	V	O			●						
	B	V				●						
	C	B	O			●						
	D	B										
	E	V				●						
	F	V	O			●						
18	A	V	O			●						
	B	V				●						
	C	B	O			●						
	D	B										
	E	V				●						
	F	V	O			●						
19	A	V	O			●						
	B	V				●						
	C	B	O			●						
	D	B										
	E	V				●						
	F	V	O			●						
20	A	V	O			●						
	B	V				●						
	C	B	O			●						
	D	B										
	E	V				●						
	F	V	O			●						

Vertical Pile: V Batter Pile: B ○ : installed ● : visible

H pile exposed at -5.6m

Pile No.	Pile Row	Type of Pile	Aluminum Anode	Underwater Concrete	Pile Head		Crack	Underwater			Remarks
					Cracked	Concrete spalled		Hole	H-pile exposed	Concrete missing	
19	A	V	○								
	B/N	B				●					
	B/S	B				●					
	C	B	○		●						
	D	B					●	●			hole at -7.0m
	E/N	B				●					
	E/S	B				●					cracked at -5.0m
	F	V	○			●					
	A	V	○								
	B/N	B					●				
20	B/S	B				●					
	C	B	○			●					
	D	B					●				
	E/N	B					●				
	E/S	B				●					cracked at -5.0m
	F	V	○								
	G	V									
	H	V									
	I	V									
	J	V									
K	V										
L	V										
M	V										
N	V										
O	B										

● : visible

○ : installed

Vertical Pile: V Batter Pile: B

Pile No.	Pile Row	Type of Pile	Aluminum Anode	Underwater Concrete	Pile Head		Crack	Underwater			Remarks
					Cracked	Concrete spalled		Hole	H-pile exposed	Concrete missing	
21	A	V	○				●				
	B/N	B				●	●				cracked at -5.5m
	B/S	B				●	●				
	C	B	○				●				
	D	B					●				
	E/N	B					●				
	E/S	B					●				cracked at -5.5m
	F	V	○				●				
	G	V					●				
	H	V					●				
	I	V					●				
	J	V									
	K	V					●				
	L	V					●				
	M	V					●				
	N	V					●				
22	O/N	B									
	O/S	B									
	A	V	○								
	B/N	B									
	B/S	B					●				
	C	B	○				●				
	D	B									
	E/N	B					●				
	E/S	B					●				
	F	V	○								
	G	V									
	H	V									
	I	V									
	J	V									
	K	V									
	L	V									
M	V										
N	V										
O	B										

Vertical Pile: V Batter Pile: B ○ : installed ● : visible

Pile No.	Pile Row	Type of Pile	Aluminum Anode	Underwater Concrete	Pile Head		Crack	Underwater			Remarks
					Cracked	Concrete spalled		Hole	H-pile exposed	Concrete missing	
23	A	V	○								
	B/N	B					●				
	B/S	B									
	C	B	○			●					cracked at -3.5m
	D	B					●				
	E/N	B					●				
24	E/S	B				●					
	F	V	○			●					
	A	V	○				●				cracked 10mm width all around at -6.5m
	B/N	B				●					
	B/S	B				●					
	C	B	○			●					
25	D	B				●					
	E/N	B				●					cracked 10mm width all around at -2.0m
	E/S	B				●		●			hole 30cm dia. at -1.5m
	F	V	○								
	A	V	○								
	B	V				●					
26	C	B	○			●					
	D	B				●					
	E	V				●					
	F	V	○			●					
	A	V	○	○							
	B	V		○							
27	C	B	○	○		●					cracked 30mm width all around at -7.0m
	D	B				●					cracked at -4.5m
	E	V				●					
	F	V	○			●					
	A	V	○								
	B	V									
	C	B	○			●					
	D	B				●					
	E	V				●					
	F	V	○			●					
	A	V	○								
	B	V									

Vertical Pile: V Batter Pile: B ○ : installed ● : visible

Pile No.	Pile Row	Type of Pile	Aluminum Anode	Underwater Concrete		Pile Head		Underwater			Remarks
				Underwater Concrete	Concrete spalled	Cracked	Concrete spalled	Crack	Hole	H-pile exposed	
28	A	V	○	○							
	B	V		○		●					
	C	B	○	○		●		●			cracked at -5.5m
	D	B				●					
	E	V				●					
	F	V	○			●					
29	A	V	○			●					
	B	V				●					
	C	B	○			●		●			
	D	B				●		●			
	E	V				●					
	F	V	○			●					
30	A	V	○			●					
	B	V				●					
	C	B	○			●		●			
	D	B				●		●			
	E	V				●					
	F	V	○			●					
31	A	V	○			●					
	B	V				●					
	C	B	○			●		●			
	D	B		○		●		●			H pile exposed at -6.5m
	E	V		○		●					
	F	V	○			●					
32	A	V	○			●					
	B	V				●					
	C	B	○			●		●			
	D	B				●		●			
	E	V				●					
	F	V	○			●					

Vertical Pile: V Batter Pile: B ○ : installed ● : visible

Pile No.	Pile Row	Type of Pile	Aluminum Anode	Underwater Concrete	Pile Head		Crack	Underwater			Remarks
					Cracked	Concrete spalled		Hole	H-pile exposed	Concrete missing	
33	A	V	○	○							
	B	V		○			●				
	C	B	○	○		●					
	D	B				●					
	E	V				●					
	F	V	○			●					
34	A	V	○			●					
	B	V				●		●			6.5m
	C	B	○			●					
	D	B				●					
	E	V				●					
	F	V	○			●					
35	A	V	○			●					cracked all round at -7.5m, hole dia 10cm at -2
	B	V				●		●			hole dia 10cm at -6.0m
	C	B	○			●					
	D	B				●					
	E	V				●					
	F	V	○			●					
36	A	V	○			●					
	B	V				●					cracked at -5.5m
	C	B	○			●					
	D	B				●					
	E	V				●					
	F	V	○			●					
37	A	V	○			●					
	B	V				●					
	C	B	○			●					
	D	B		○		●			●		H pile exposed at -3.5m
	E	V		○		●					
	F	V	○		○	●					

Vertical Pile: V Batter Pile: B ○ : installed ● : visible

Pile No.	Pile Row	Type of Pile	Aluminum Anode	Underwater Concrete	Pile Head		Crack	Underwater			Remarks
					Cracked	Concrete spalled		Hole	H-pile exposed	Concrete missing	
38	A	V	○	○			●				
	B	V		○		●					
	C	B	○	○		●					
	D	B				●					
	E	V				●					
	F	V	○			●					
39	A	V	○	○			●				
	B	V		○							
	C	B	○	○		●		●			hole and crack at -6m
	D	B				●					
	E	V				●					
	F	V	○			●					
40	A	V	○			●					
	B	V				●					
	C	B	○			●		●			cracked and H pile exposed at -7.5m
	D	B				●					
	E	V				●					
	F	V	○			●					
41	A	V	○			●					
	B	V				●					
	C	B	○			●					
	D	B				●					
	E	V				●					
	F	V	○			●					

Vertical Pile: V Batter Pile: B ○ : installed ● : visible

Appendix 7.2 Damage of Beams

Beam No.	Cracked	Concrete spalled	Steel Bar exposed	Remarks
4A-4B		●	●	
4Q-4R	●	●	●	
4R-4T	●	●	●	
4U-5U	●	●	●	
5A-5B		●	●	
5Q-5R	●	●	●	
5S-5U	●	●	●	
5U-6U	●	●	●	
6Q-6R	●	●	●	
6R-6T	●	●	●	
8A-9A	●			horizontal cracked 10mm width 3m length
9A-10A	●			horizontal cracked 10mm width 3m length
10A-10B	●	●		
12A-12B	●			horizontal cracked 10mm width 3m length
12D-12E	●			vertical cracked 4mm width above pile E
13A-13B		●	●	concrete fallen down 1.2m length
14A-14B	●			vertical cracked above pile A
17A-17B	●			vertical cracked above pile A
17A-18A	●			horizontal cracked 20mm width 3m length
20M-20N		●	●	
20N-20O		●	●	
20H-21H	●			horizontal cracked 10mm width 3m length
20O-21O	●	●	●	
21A-22A	●			horizontal cracked 10mm width 3m length
21H-22H	●			horizontal cracked 10mm width 3m length
21O-22O	●			
22N-22O	●	●	●	
24A-24B		●	●	
25A-25B	●			horizontal cracked
26A-26B	●			horizontal cracked
26A-27A	●	●		horizontal cracked 10mm width 3m length
27A-27B	●			horizontal cracked
28A-28B	●	●		horizontal cracked
34A-34B		●	●	
36A-36B		●	●	

● : visible

Appendix 7.3 Results of Thickness Measurement of H Shaped Steel Piles (Underwater)

Sheet No. 1

Pile No.	Type of H Piles	Measured Location (m)	Original Thickness T1 (mm)	Measured Number	Measured Thickness T2 (mm)				Corroded Thickness T1-T2 (mm)
					1st	2nd	3rd	average	
1-A	14BP73	-5.0 (frange)	12.9	1	13.2	12.9	13.0	13.0	0.4 (0.7)
				2	12.4	12.5	11.7	12.2	
				3	12.7	12.0	12.4	12.4	
				4	12.0	12.2	12.9	12.4	
				5	12.1	12.4	12.5	12.3	
				average	--	--	--	12.5	
1-B	12BP53	-2.5 (Web)	11.1	1	11.0	11.3	11.4	11.2	-0.2 (0.5)
				2	10.6	11.5	12.1	11.4	
				3	10.7	10.6	10.5	10.6	
				4	11.4	11.8	11.6	11.6	
				5	11.5	11.6	11.7	11.6	
				average	--	--	--	11.3	
1-D	14BP73	-5.0 (frange)	12.9	1	13.5	13.8	13.5	13.6	0.0 (0.9)
				2	13.2	12.8	11.5	12.5	
				3	12.8	11.6	11.5	12.0	
				4	12.9	12.9	12.6	12.8	
				5	13.6	13.8	13.5	13.6	
				average	--	--	--	12.9	
1-D	14BP73	-5.0 (frange)	12.9	1	12.5	11.4	13.1	12.7	0.1 (0.5)
				2	13.5	11.1	13.1	12.6	
				3	12.7	13.3	13.4	13.1	
				4	13.1	12.8	13.2	13.0	
				5	12.7	13.2	11.4	12.4	
				average	--	--	--	12.8	
1-D	14BP73	-5.0 (Web)	12.9	1	13.8	13.6	13.7	13.7	0.1 (1.1)
				2	10.4	13.0	13.2	12.2	
				3	12.9	13.8	13.6	13.4	
				4	13.6	11.0	13.4	12.7	
				5	13.2	11.2	11.0	11.8	
				average	--	--	--	12.8	

Note: () Maximum Corroded Thickness

Sheet No. 2

Pile No.	Type of H Piles	Measured Location (m)	Original Thickness T1 (mm)	Measured Number	Measured Thickness T2 (mm)				Corroded Thickness T1-T2 (mm)
					1st	2nd	3rd	average	
1-D	14BP73	-6.0 (frange)	12.9	1	13.0	13.6	13.0	13.2	-0.3 (0.2)
				2	13.6	13.6	13.5	13.6	
				3	13.2	13.5	13.5	13.4	
				4	13.0	13.4	12.8	13.1	
				5	12.8	12.7	12.6	12.7	
				average	--	--	--	13.2	
1-D	14BP73	-6.0 (frange)	12.9	1	13.7	12.8	13.1	13.2	-0.4 (-0.3)
				2	13.3	13.2	13.2	13.2	
				3	13.6	13.3	13.4	13.4	
				4	13.4	13.5	13.4	13.4	
				5	13.6	12.8	12.7	13.0	
				average	--	--	--	13.3	
1-D	14BP73	-6.0 (Web)	12.9	1	13.9	13.9	13.8	13.9	-0.1 (0.2)
				2	13.6	11.9	12.7	12.7	
				3	13.0	13.0	13.6	13.2	
				4	13.6	13.6	12.9	13.4	
				5	10.5	13.8	11.7	12.0	
				average	--	--	--	13.0	
1-E	12BP53	-1.5 (frange)	11.1	1	11.0	11.7	11.0	11.2	0.7 (2.0)
				2	11.9	10.9	11.4	11.4	
				3	8.9	9.0	9.3	9.1	
				4	10.7	11.2	10.4	10.8	
				5	7.9	10.9	10.5	9.8	
				average	--	--	--	10.4	
1-E	12BP53	-1.5 (frange)	11.1	1	11.1	11.2	9.8	10.7	0.3 (1.9)
				2	12.2	8.5	12.5	11.1	
				3	12.3	11.7	11.8	11.9	
				4	11.8	10.5	11.5	11.3	
				5	7.8	8.0	11.7	9.2	
				average	--	--	--	10.8	

Note: () Maximum Corroded Thickness

Pile No.	Type of H Piles	Measured Location (m)	Original Thickness T1 (mm)	Measured Number	Measured Thickness T2 (mm)				Corroded Thickness T1-T2 (mm)
					1st	2nd	3rd	average	
1-E	12BP53	-1.5 (Web)	11.1	1	10.5	10.4	10.5	10.5	0.3 (0.6)
				2	10.9	11.1	11.4	11.1	
				3	10.4	10.4	10.6	10.5	
				4	11.2	11.0	11.1	11.1	
				5	10.4	11.1	11.1	10.9	
				average	--	--	--	10.8	
1-E	12BP53	-2.5 (frange)	11.1	1	11.2	11.5	10.9	11.2	0.2 (0.9)
				2	11.8	11.2	11.3	11.4	
				3	11.4	11.7	8.7	10.6	
				4	10.7	11.4	8.6	10.2	
				5	10.9	11.9	10.5	11.1	
				average	--	--	--	10.9	
1-E	12BP53	-2.5 (frange)	11.1	1	11.4	11.7	11.7	11.6	0.2 (1.5)
				2	11.8	11.8	11.7	11.8	
				3	8.2	11.3	9.2	9.6	
				4	11.3	12.1	11.4	11.6	
				5	8.0	11.7	10.8	10.2	
				average	--	--	--	10.9	
1-E	12BP53	-2.5 (Web)	11.1	1	11.6	10.1	11.4	11.0	0.0 (0.3)
				2	11.5	11.6	10.9	11.3	
				3	11.5	10.7	10.2	10.8	
				4	12.2	11.7	11.0	11.6	
				5	11.3	11.6	9.7	10.9	
				average	--	--	--	11.1	
1-E	12BP53	-4.8 (frange)	11.1	1	10.8	11.8	10.0	10.9	0.7 (1.0)
				2	11.3	11.2	9.0	10.5	
				3	10.7	10.3	9.6	10.2	
				4	10.7	9.3	11.2	10.4	
				5	9.5	10.3	10.4	10.1	
				average	--	--	--	10.4	

Note: () Maximum Corroded Thickness

sheet No. 4

Pile No.	Type of H Piles	Measured Location (m)	Original Thickness T1 (mm)	Measured Number	Measured Thickness T2 (mm)				Corroded Thickness T1-T2 (mm)
					1st	2nd	3rd	average	
1-E	12BP53	-4.8 (frange)	11.1	1	11.2	11.1	10.9	11.1	1.0 (1.8)
				2	11.2	11.2	8.3	10.2	
				3	10.4	10.2	9.3	10.0	
				4	9.0	8.8	10.1	9.3	
				5	9.4	9.9	11.1	10.1	
				average	--	--	--	10.1	
1-E	12BP53	-4.8 (Web)	11.1	1	10.4	10.6	10.4	10.5	0.5 (0.6)
				2	10.4	10.5	10.5	10.5	
				3	10.5	10.5	10.8	10.6	
				4	10.7	11.1	10.4	10.7	
				5	10.5	10.5	10.5	10.5	
				average	--	--	--	10.6	
1-E	12BP53	-6.0 (frange)	11.1	1	9.4	10.4	8.5	9.4	0.8 (1.7)
				2	10.4	9.5	10.2	10.0	
				3	11.6	11.4	8.3	10.4	
				4	11.3	8.6	11.0	10.3	
				5	11.0	11.7	11.8	11.5	
				average	--	--	--	10.3	
1-E	12BP53	-6.0 (frange)	11.1	1	11.5	10.1	11.0	10.9	0.2 (0.8)
				2	10.6	10.6	9.8	10.3	
				3	11.6	11.2	11.4	11.4	
				4	11.4	10.5	10.6	10.8	
				5	11.8	10.2	11.1	11.0	
				average	--	--	--	10.9	
1-E	12BP53	-6.0 (Web)	11.1	1	10.9	10.9	11.4	11.1	0.3 (0.8)
				2	11.5	11.5	11.4	11.5	
				3	11.2	10.8	8.9	10.3	
				4	10.7	10.7	10.8	10.7	
				5	10.6	10.3	10.9	10.6	
				average	--	--	--	10.8	

Note: () Maximum Corroded Thickness

sheet No. 5

Pile No.	Type of H Piles	Measured Location (m)	Original Thickness T1 (mm)	Measured Number	Measured Thickness T2 (mm)			Corroded Thickness T1-T2 (mm)
					1st	2nd	3rd	
1-F	12BP53	-5.0 (frange)	11.1	1	10.9	10.6	10.8	0.4 (1.3)
				2	10.7	10.8	10.8	
				3	10.2	10.7	10.6	
				4	11.7	11.5	11.4	
				5	8.3	10.2	10.9	
				average	--	--	10.7	
1-F	12BP53	-5.0 (frange)	11.1	1	11.2	11.3	11.4	0.0 (0.2)
				2	10.6	11.1	11.4	
				3	11.7	11.2	11.3	
				4	11.4	11.1	10.6	
				5	10.3	11.2	11.3	
				average	--	--	11.1	
1-F	12BP53	-5.0 (Web)	11.1	1	10.8	10.6	10.5	0.4 (0.8)
				2	10.2	10.3	10.4	
				3	10.9	10.9	10.8	
				4	10.5	9.9	10.8	
				5	11.2	11.2	11.2	
				average	--	--	10.7	
1-F	12BP53	-6.0 (frange)	11.1	1	10.8	11.0	7.9	0.2 (1.2)
				2	10.3	10.8	11.7	
				3	10.9	11.1	11.2	
				4	11.0	11.9	10.8	
				5	11.9	10.5	11.9	
				average	--	--	10.9	

Note: () Maximum Corroded Thickness

Sheet No. 6

Pile No.	Type of H Piles	Measured Location (m)	Original Thickness T1 (mm)	Measured Number	Measured Thickness T2 (mm)				Corroded Thickness T1-T2 (mm)
					1st	2nd	3rd	average	
4-P	12BP53	-2.5 (frange)	11.1	1	10.0	10.9	8.9	9.9	0.8 (1.3)
				2	9.5	11.3	8.6	9.8	
				3	10.0	11.1	11.1	10.7	
				4	11.0	11.5	11.2	11.2	
				5	10.9	11.0	8.2	10.0	
				average	--	--	--	10.3	
4-P	12BP53	-3.5 (frange)	11.1	1	11.0	11.3	10.7	11.0	0.5 (1.9)
				2	8.2	8.0	11.4	9.2	
				3	11.6	11.3	11.7	11.5	
				4	11.2	11.5	11.5	11.4	
				5	11.4	10.4	7.2	9.7	
				average	--	--	--	10.6	
4-R	12BP53	-2.0 (frange)	11.1	1	11.4	11.6	11.5	11.5	-0.2 (0.2)
				2	11.5	9.5	11.8	10.9	
				3	11.0	10.8	11.5	11.1	
				4	11.8	11.9	11.0	11.6	
				5	11.3	10.9	11.9	11.4	
				average	--	--	--	11.3	
5-Q	12BP53	-1.5 (frange)	11.1	1	11.7	11.6	11.4	11.6	-0.3 (0.2)
				2	10.2	11.3	11.1	10.9	
				3	11.3	11.6	11.9	11.6	
				4	11.6	11.9	11.1	11.5	
				5	11.2	11.5	11.6	11.4	
				average	--	--	--	11.4	
5-Q	12BP53	-2.0 (frange)	11.1	1	11.4	11.8	7.2	10.1	0.6 (1.1)
				2	8.3	11.7	11.3	10.4	
				3	11.2	11.3	11.6	11.4	
				4	11.7	11.8	8.1	10.5	
				5	7.7	11.5	10.8	10.0	
				average	--	--	--	10.5	

Note: () Maximum Corroded Thickness

sheet No. 7

Pile No.	Type of H Piles	Measured Location (m)	Original Thickness T1 (mm)	Measured Number	Measured Thickness T2 (mm)				Corroded Thickness T1-T2 (mm)
					1st	2nd	3rd	average	
5-Q	12BP53	-2.5 (frange)	11.1	1	11.5	11.8	11.3	11.5	0.2 (2.0)
				2	11.4	11.4	11.8	11.5	
				3	11.9	11.8	11.1	11.6	
				4	9.3	8.8	9.1	9.1	
				5	11.1	10.8	10.5	10.8	
				average	--	--	--	10.9	
5-R	12BP53	-1.0 (frange)	11.1	1	8.5	11.1	8.6	9.4	0.6 (1.7)
				2	11.6	11.0	10.6	11.1	
				3	11.6	11.9	11.0	11.5	
				4	7.4	11.6	11.1	10.0	
				5	9.6	10.8	11.2	10.5	
				average	--	--	--	10.5	
6-Q	12BP53	-2.0 (frange)	11.1	1	12.1	11.7	5.6	9.8	0.7 (1.8)
				2	11.4	12.1	11.0	11.5	
				3	6.3	11.9	11.7	10.0	
				4	10.9	8.9	8.1	9.3	
				5	12.0	11.1	10.7	11.3	
				average	--	--	--	10.4	
6-Q	12BP53	-2.0 (frange)	11.1	1	11.9	10.1	11.5	11.2	0.2 (0.6)
				2	10.8	10.9	10.8	10.8	
				3	11.9	11.9	7.2	10.3	
				4	11.7	11.4	11.5	11.5	
				5	10.2	10.8	11.2	10.7	
				average	--	--	--	10.9	
6-R	12BP53	-1.0 (frange)	11.1	1	11.9	12.1	11.7	11.9	-0.1 (0.8)
				2	11.7	10.8	11.2	11.2	
				3	11.4	11.9	11.9	11.7	
				4	11.8	10.1	9.0	10.3	
				5	10.9	11.0	11.2	11.0	
				average	--	--	--	11.2	

Note: () Maximum Corroded Thickness

Sheet No. 8

Pile No.	Type of H Piles	Measured Location (m)	Original Thickness T1 (mm)	Measured Number	Measured Thickness T2 (mm)			Corroded Thickness T1-T2 (mm)
					1st	2nd	3rd	
6-R	12BP53	-1.0 (frange)	11.1	1	11.6	11.1	11.6	11.4
				2	11.2	11.7	11.7	11.5
				3	11.7	11.9	11.8	11.8
				4	11.6	11.5	11.4	11.5
				5	11.8	11.5	11.2	11.5
				average	--	--	--	11.6
17-C	14BP89	-5.6 (frange)	15.6	1	15.1	15.9	16.3	15.8
				2	16.3	16.1	16.1	16.2
				3	15.2	13.4	15.3	14.6
				4	15.5	12.6	15.6	14.6
				5	14.7	14.9	15.0	14.9
				average	--	--	--	15.2
30-D	14BP89	-4.0 (frange)	15.6	1	13.6	15.0	15.0	14.5
				2	16.0	15.5	15.5	15.7
				3	15.4	15.2	15.2	15.3
				4	15.8	15.7	14.3	15.3
				5	15.8	16.0	15.3	15.7
				average	--	--	--	15.3
37-D	14BP73	-3.5 (frange)	12.9	1	11.3	12.6	12.5	12.1
				2	13.6	13.2	13.5	13.4
				3	13.2	13.9	13.0	13.4
				4	13.1	13.5	12.8	13.1
				5	12.8	12.0	13.6	12.8
				average	--	--	--	13.0

Note: () Maximum Corroded Thickness

Appendix 7.4 Result of Thickness Measurement of H-shaped Steel Pile

sheet-1

Pile No.	Type of H Piles	Measured Location (m)	Original Thickness T1 (mm)	Measured Number	Measured Thickness T2 (mm)			Corroded Thickness T1-T2 (mm)
					1st	2nd	3rd	
2-C	14BP89	+1.7 (frange)	15.6	1	12.3	13.2	13.1	12.9
				2	13.6	13.1	13.5	13.4
				3	13.4	13.7	13.2	13.4
				4	13.9	13.8	13.9	13.9
				5	12.8	12.2	13.1	12.7
				average	--	--	--	13.3
3-A	14BP73	+1.1 (frange)	12.9	1	10.6	11.0	11.8	11.1
				2	11.1	11.0	11.4	11.2
				3	11.0	10.6	11.0	10.9
				4	11.0	12.1	11.2	11.4
				5	9.0	10.8	10.5	10.1
				average	--	--	--	10.9
3-B	12BP53	+1.7 (frange)	11.1	1	8.8	9.0	8.8	8.9
				2	9.8	9.6	9.9	9.8
				3	9.0	9.5	9.3	9.3
				4	8.5	9.0	9.0	8.8
				5	9.4	9.7	9.4	9.5
				average	--	--	--	9.2
3-C	14BP89	+1.5 (frange)	15.6	1	12.0	12.0	12.1	12.0
				2	12.1	12.4	12.3	12.3
				3	12.0	12.1	12.2	12.1
				4	12.1	12.0	12.1	12.1
				5	12.9	12.6	12.1	12.5
				average	--	--	--	12.2
3-D	14BP73	+1.8 (frange)	12.9	1	9.3	10.4	9.7	9.8
				2	10.9	11.1	10.9	11.0
				3	11.0	11.3	10.7	11.0
				4	11.9	11.6	12.0	11.8
				5	9.3	10.3	10.7	10.1
				average	--	--	--	10.7

Note: () Maximum Corroded Thickness

sheet-2

Pile No.	Type of H Piles	Measured Location (m)	Original Thickness T1 (mm)	Measured Number	Measured Thickness T2 (mm)			Corroded Thickness T1-T2 (mm)
					1st	2nd	3rd	
3-E	12BP53	+1.6 (frange)	11.1	1	8.8	8.9	9.0	8.9
				2	9.0	9.2	9.0	9.1
				3	8.8	9.1	8.9	8.9
				4	9.8	9.7	9.6	9.7
				5	9.8	9.8	10.5	10.0
				average	--	--	--	9.3
3-F	12BP53	+1.6 (frange)	11.1	1	9.2	8.8	9.0	9.0
				2	9.3	9.1	9.1	9.2
				3	9.6	9.4	9.4	9.5
				4	9.2	9.1	9.5	9.3
				5	9.5	9.9	9.2	9.5
				average	--	--	--	9.3
4-Q	12BP53	+1.7 (frange)	11.1	1	8.7	8.0	7.6	8.1
				2	7.6	8.2	8.0	7.9
				3	7.7	7.9	7.3	7.6
				4	8.2	9.0	8.7	8.6
				5	7.7	7.6	7.2	7.5
				average	--	--	--	8.0
5-F	12BP53	+1.8 (frange)	11.1	1	9.5	9.5	9.5	9.5
				2	9.7	9.4	9.1	9.4
				3	9.3	9.1	9.7	9.4
				4	9.7	9.6	9.0	9.4
				5	9.1	9.6	9.6	9.4
				average	--	--	--	9.4
5-P	12BP53	+1.7 (frange)	11.1	1	8.8	8.4	9.0	8.7
				2	9.1	9.7	9.1	9.3
				3	9.2	9.8	9.8	9.6
				4	9.3	9.1	9.8	9.4
				5	9.5	9.5	9.0	9.3
				average	--	--	--	9.3

Note: () Maximum Corroded Thickness

sheet-3

Pile No.	Type of H Piles	Measured Location (m)	Original Thickness T1 (mm)	Measured Number	Measured Thickness T2 (mm)				Corroded Thickness T1-T2 (mm)			
					1st	2nd	3rd	average				
6-P	12BP53	+1.7 (frange)	11.1	1	8.7	8.8	9.3	8.9	2.1 (2.6)			
				2	9.0	9.1	8.8	9.0				
				3	8.3	8.6	8.5	8.5				
				4	9.4	9.5	9.2	9.4				
				5	9.1	9.5	9.4	9.3				
				average	--	--	--	9.0				
				1								
				2								
				3								
				4								
5												
average												
1												
2												
3												
4												
5												
average												
1												
2												
3												
4												
5												
average												

Note: () Maximum Corroded Thickness

Appendix 7.5 Water-Soluble Chloride in Concrete of Pile Head

Pile No.	Chloride Ratio (%)	
	Casing	Tremie
2-C	0.62	0.28
3-A	—	0.71
3-B	0.56	0.19
3-D	2.04	0.65
3-E	1.00	0.24
3-F	0.79	0.06
4-Q	0.90	0.51
5-F	1.56	0.11
5-P	1.89	0.26
6-P	0.88	0.49

Appendix 7.6 Corrosion Rate of H Shaped Steel Piles (underwater)

sheet-1 Pile No.	Measured Location (m)	Original Thickness T1 (mm)	Measured Thickness T2 (mm)	Corroded Thickness T1-T2 (mm)	0.90		0.75	
					Corrosion Rate Non-Protection Vc (mm/year)	Corrosion Rate Protection Vp (mm/year)	Corrosion Rate Non-Protection Vc (mm/year)	Corrosion Rate Protection Vp (mm/year)
1-A	-5.0 (frange)	12.9	12.5	0.4 (0.7)	0.016 (0.028)	0.002 (0.003)	0.016 (0.027)	0.004 (0.007)
1-B	-2.5 (Web)	11.1	11.3	-0.2 (0.5)	0.000 (0.036)	0.000 (0.004)	0.000 (0.019)	0.000 (0.005)
1-D	-5.0 (frange)	12.9	12.9	0.0 (0.9)	0.004 (0.020)	0.000 (0.002)	0.004 (0.019)	0.001 (0.005)
1-D	-5.0 (frange)	12.9	12.8	0.1 (0.5)	0.004 (0.045)	0.000 (0.004)	0.004 (0.043)	0.001 (0.011)
1-D	-5.0 (Web)	12.9	12.8	0.1 (1.1)	--	--	--	--
1-D	-6.0 (frange)	12.9	13.2	-0.3 (0.2)	--	--	--	--
1-D	-6.0 (frange)	12.9	13.3	-0.4 (-0.3)	--	--	--	--
1-D	-6.0 (Web)	12.9	13.0	-0.1 (0.2)	0.008 (0.008)	0.001 (0.001)	0.008 (0.008)	0.002 (0.002)
1-E	-1.5 (frange)	11.1	10.4	0.7 (2.0)	0.028 (0.081)	0.003 (0.008)	0.027 (0.078)	0.007 (0.019)
1-E	-1.5 (frange)	11.1	10.8	0.3 (1.9)	0.012 (0.077)	0.001 (0.008)	0.012 (0.074)	0.003 (0.018)
1-E	-1.5 (Web)	11.1	10.8	0.3 (0.6)	0.012 (0.024)	0.001 (0.002)	0.012 (0.023)	0.003 (0.006)
1-E	-2.5 (frange)	11.1	10.9	0.2 (0.9)	0.008 (0.036)	0.001 (0.004)	0.008 (0.035)	0.002 (0.009)
1-E	-2.5 (frange)	11.1	10.9	0.2 (1.5)	0.008 (0.061)	0.001 (0.006)	0.008 (0.058)	0.002 (0.015)
1-E	-2.5 (Web)	11.1	11.1	0.0 (0.3)	0.000 (0.012)	0.000 (0.001)	0.000 (0.012)	0.000 (0.003)
1-E	-4.8 (frange)	11.1	10.4	0.7 (1.0)	0.028 (0.040)	0.003 (0.004)	0.027 (0.039)	0.007 (0.010)

Note: () Maximum Corroded Thickness and Maximum Corroding Rate

Pile No.	Measured Location (m)	Original Thickness T1 (mm)	Measured Thickness T2 (mm)	Corroded Thickness T1-T2 (mm)	Protective Rate 90%		Protective Rate 75%	
					Corrosion Rate Non-Protection Vc (mm/year)	Corrosion Rate Protection Vp (mm/year)	Corrosion Rate Non-Protection Vc (mm/year)	Corrosion Rate Protection Vp (mm/year)
					0.90		0.75	
1-E	-4.8 (frange)	11.1	10.1	1.0 (1.8)	0.040 (0.073)	0.004 (0.007)	0.039 (0.070)	0.010 (0.017)
1-E	-4.8 (Web)	11.1	10.6	0.5 (0.6)	0.020 (0.024)	0.002 (0.002)	0.019 (0.023)	0.005 (0.006)
1-E	-6.0 (frange)	11.1	10.3	0.8 (1.7)	0.032 (0.069)	0.003 (0.007)	0.031 (0.066)	0.008 (0.017)
1-E	-6.0 (frange)	11.1	10.9	0.2 (0.8)	0.008 (0.032)	0.001 (0.003)	0.008 (0.031)	0.002 (0.008)
1-E	-6.0 (Web)	11.1	10.8	0.3 (0.8)	0.012 (0.032)	0.001 (0.003)	0.012 (0.031)	0.003 (0.008)
1-F	-5.0 (frange)	11.1	10.7	0.4 (1.3)	0.016 (0.053)	0.002 (0.005)	0.016 (0.050)	0.004 (0.013)
1-F	-5.0 (frange)	11.1	11.1	0.0 (0.2)	0.000 (0.008)	0.000 (0.001)	0.000 (0.008)	0.000 (0.002)
1-F	-5.0 (Web)	11.1	10.7	0.4 (0.8)	0.016 (0.032)	0.002 (0.003)	0.016 (0.031)	0.004 (0.008)
1-F	-6.0 (frange)	11.1	10.9	0.2 (1.2)	0.008 (0.049)	0.001 (0.005)	0.008 (0.047)	0.002 (0.012)
4-P	-2.5 (frange)	11.1	10.3	0.8 (1.3)	0.032 (0.053)	0.003 (0.005)	0.031 (0.050)	0.008 (0.013)
4-P	-3.5 (frange)	11.1	10.6	0.5 (1.9)	0.020 (0.077)	0.002 (0.008)	0.019 (0.074)	0.005 (0.018)
4-R	-2.0 (frange)	11.1	11.3	-0.2 (0.2)	-- (0.008)	-- (0.001)	-- (0.008)	-- (0.002)
5-Q	-1.5 (frange)	11.1	11.4	-0.3 (0.2)	-- (0.008)	-- (0.001)	-- (0.008)	-- (0.002)
5-Q	-2.0 (frange)	11.1	10.5	0.6 (1.1)	0.024 (0.045)	0.002 (0.004)	0.023 (0.043)	0.006 (0.011)

Note: () Maximum Corroded Thickness and Maximum Corroding Rate

Pile No.	Measured Location (m)	Original Thickness T1 (mm)	Measured Thickness T2 (mm)	Corroded Thickness T1-T2 (mm)	Protective Rate 90%			Protective Rate 75%		
					Corrosion Rate Non-Protection Vc (mm/year)	Corrosion Rate Protection Vp (mm/year)	Corrosion Rate	Corrosion Rate Non-Protection Vc (mm/year)	Corrosion Rate Protection Vp (mm/year)	Corrosion Rate
					(0.032)	(0.003)	(0.008)	(0.031)	(0.008)	(0.008)
5-Q	-2.5 (frange)	11.1	10.9	0.2 (2.0)	0.008 (0.081)	0.001 (0.008)	0.008 (0.078)	0.002 (0.019)	0.002 (0.017)	0.002 (0.017)
5-R	-1.0 (frange)	11.1	10.5	0.6 (1.7)	0.024 (0.069)	0.002 (0.007)	0.023 (0.066)	0.006 (0.017)	0.006 (0.017)	0.006 (0.017)
6-Q	-2.0 (frange)	11.1	10.4	0.7 (1.8)	0.028 (0.073)	0.003 (0.007)	0.027 (0.070)	0.007 (0.017)	0.007 (0.017)	0.007 (0.017)
6-Q	-2.0 (frange)	11.1	10.9	0.2 (0.6)	0.008 (0.024)	0.001 (0.002)	0.008 (0.023)	0.002 (0.006)	0.002 (0.006)	0.002 (0.006)
6-R	-1.0 (frange)	11.1	11.2	-0.1 (0.8)	--	--	--	--	--	--
6-R	-1.0 (frange)	11.1	11.6	-0.5 (-0.3)	--	--	--	--	--	--
17-C	-5.6 (frange)	15.6	15.2	0.4 (1.0)	0.016 (0.040)	0.002 (0.004)	0.016 (0.039)	0.004 (0.010)	0.004 (0.010)	0.004 (0.010)
30-D	-4.0 (frange)	15.6	15.3	0.3 (1.1)	0.012 (0.045)	0.001 (0.004)	0.012 (0.043)	0.003 (0.011)	0.003 (0.011)	0.003 (0.011)
37-D	-3.5 (frange)	12.9	13.0	-0.1 (0.8)	--	--	--	--	--	--
				Average Rate	0.016 (0.047)	0.002 (0.005)	0.015 (0.045)	0.004 (0.011)	0.004 (0.011)	0.004 (0.011)
				Maximum Rate	0.040 (0.081)	0.004 (0.008)	0.039 (0.078)	0.010 (0.019)	0.010 (0.019)	0.010 (0.019)

Note: () Maximum Corroded Thickness and Maximum Corrosion Rate

Appendix 7.7 Corrosion Rate of H Shaped Steel Piles (Pile Head)

Pile No.	Measured Location (m)	Original Thickness T1 (mm)	Measured Thickness T2 (mm)	Corroded Thickness T1-T2 (mm)	Corrosion Rate (1990-1997) Vc (mm/year)
2-C	+1.7 (frange)	15.6	13.3	2.3 (2.9)	0.329 (0.414)
3-A	+1.1 (frange)	12.9	10.9	2.0 (2.8)	0.286 (0.400)
3-B	+1.7 (frange)	11.1	9.2	1.9 (2.3)	0.271 (0.329)
3-C	+1.5 (frange)	15.6	12.2	3.4 (3.6)	0.486 (0.514)
3-D	+1.8 (frange)	12.9	10.7	2.2 (3.1)	0.314 (0.443)
3-E	+1.6 (frange)	11.1	9.3	1.8 (2.2)	0.257 (0.314)
3-F	+1.6 (frange)	11.1	9.3	1.8 (2.1)	0.257 (0.300)
4-Q	+1.7 (frange)	11.1	8.0	3.1 (3.6)	0.443 (0.514)
5-F	+1.8 (frange)	11.1	9.4	1.7 (1.7)	0.243 (0.243)
5-P	+1.7 (frange)	11.1	9.3	1.8 (2.4)	0.257 (0.343)
6-P	+1.7 (frange)	11.1	9.0	2.1 (2.6)	0.300 (0.371)

Note: () Maximum Corroded Thickness and Maximum Corroding Rate

average except 3-C	0.30 (0.37)
range of value	0.243 to 0.443 (0.243 to 0.514)

Note: () Maximum Corroded Thickness

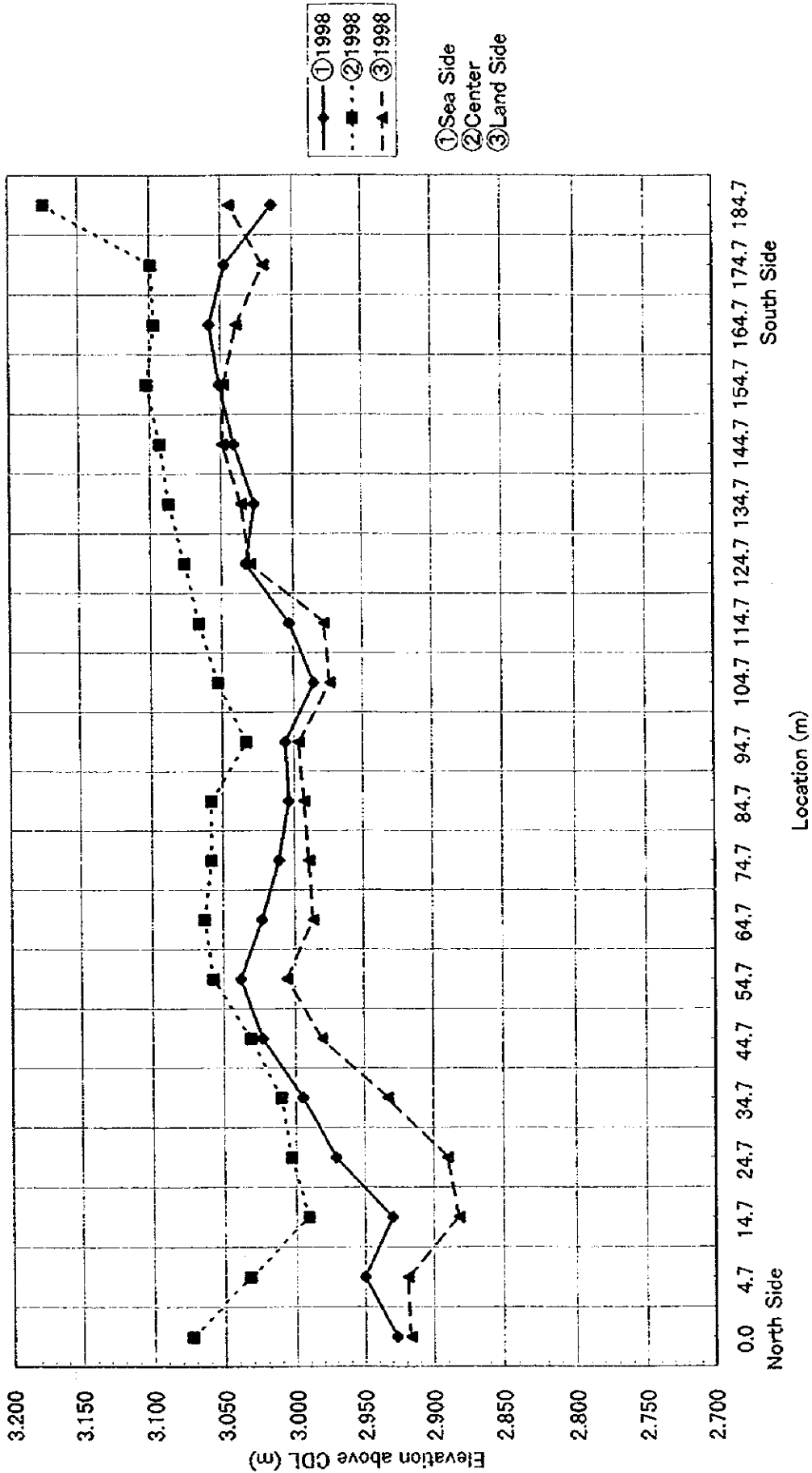
Average and range of value were calculated except pile 3-C

Appendix 7.8 Pile Inclination

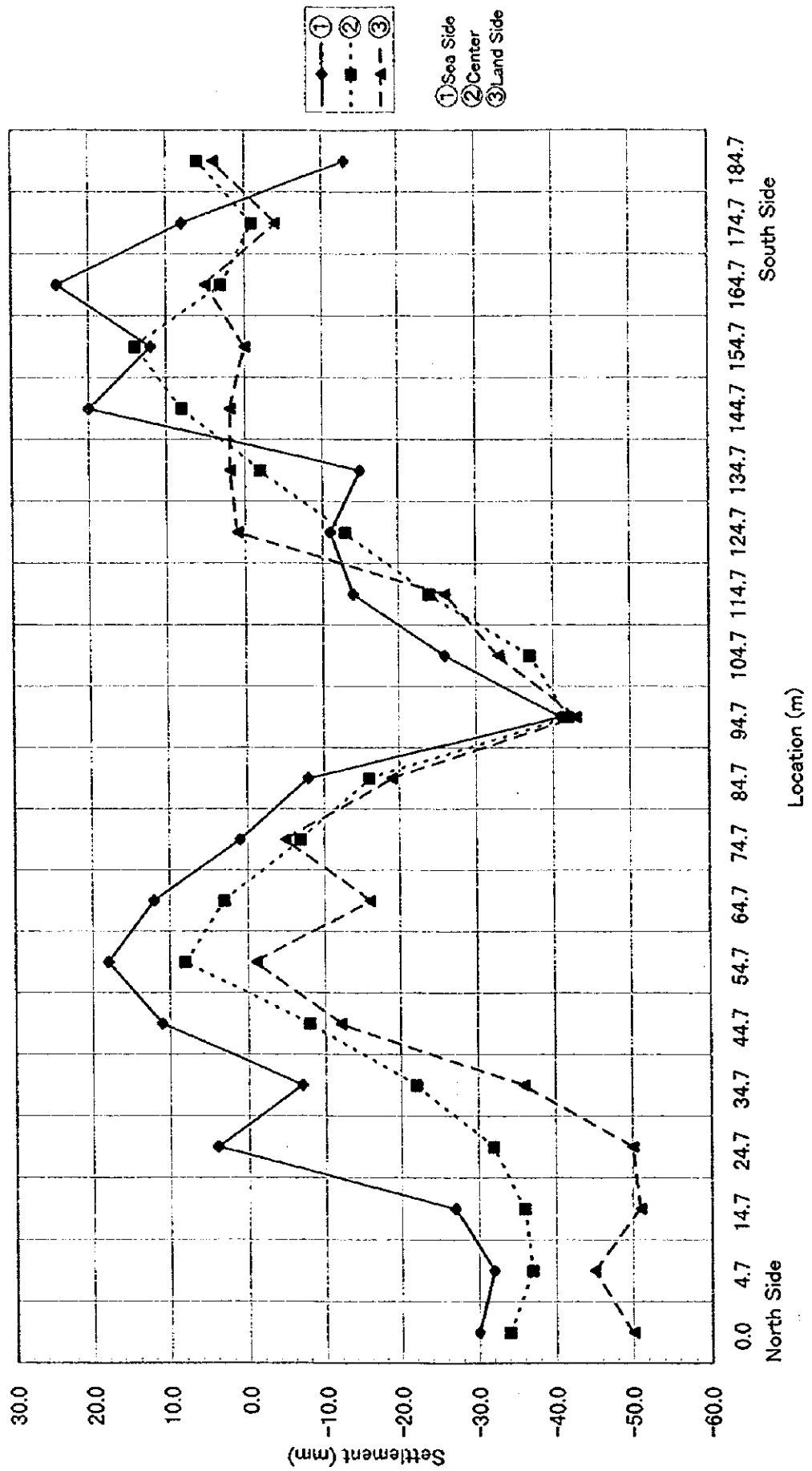
Pile No.	Pile Row	Angle of Inclination θ (°)	Pile No.	Pile Row	Angle of Inclination θ (°)
1	A	2.00	28	A	4.25
	B	0.25		B	4.00
	E	0.50		E	3.50
	F	2.00		F	3.50
8	A	1.00	34	A	1.50
	B	1.25		B	2.75
	E	1.00		E	0.75
	F	1.25		F	0.75
16	A	5.50	41	A	1.25
	B	1.00		B	3.00
	E	2.75		E	2.00
	F	2.50		F	3.50
22	A	1.00			
	F	0.25			

Appendix 7.9 Results of Settlement Survey

Appendix Figure 1 Results of Leveling Survey in 1998



Appendix Figure 2 Settlement of Wharf Elevation (1998-1987)



Appendix 7.10 Records of Electrode Potential of Galvanic Anode

SITE: MAIN WHARF, APIA PORT, SAMOA

DATE: JUNE 24, 1998

Location of Measurement	Electrode Potential (-mV)			Depth of Seabottom(m)	Remarks
	L.W.L.	Middle	Seabottom		
Pile 1-D	823	825	821	6.0	Terminal connected with H pile
Pile 1-D	1,044	1,046	1,041	6.0	Terminal connected with Steel Bar
Pile 1-F	947	936	932	6.0	Terminal connected with H pile
Pile 1-F	939	953	934	6.0	Terminal connected with Steel Bar
Pile 3-C	924	923	919	6.0	Terminal connected with H pile
Pile 5-F	1,027	1,028	1,044	5.0	Terminal connected with Steel Bar
Pile 10-F	1,054	1,055	1,052	6.0	Terminal connected with Steel Bar
Pile 15-F	1,032	1,031	1,029	6.0	Terminal connected with Steel Bar
Pile 17-C	912	923	923	8.0	Terminal connected with H pile
Pile 20-F	1,044	1,044	1,041	6.0	Terminal connected with Steel Bar
Pile 25-F	1,027	1,018	1,009	7.0	Terminal connected with Steel Bar
Pile 30-D	989	987	980	8.0	Terminal connected with H pile
Pile 30-F	1,124	1,125	1,121	7.0	Terminal connected with Steel Bar
Pile 33-F	996	985	1,000	7.0	Terminal connected with Steel Bar
Pile 37-D	967	965	960	6.0	Terminal connected with H pile
Pile 37-F	1,065	1,064	1,059	7.0	Terminal connected with Steel Bar
Pile 40-F	1,092	1,090	1,087	7.0	Terminal connected with Steel Bar

