



国別経済技術協力概況表(フタクト・シート)

[英 文 版]

平成6年7月1日現在



国際協力事業団





1142668 [1]

I. Background Information
1. Basic Data

Country	People's Republic of Bangladesh
---------	---------------------------------

Land Area	144 thousand km ²	GDP	\$ 23,394 millions (1991)	Principal Exports	Jute Products, Materials Fish·Shrimp etc.,
Population	117.76 millions (1991)	GNP per capita	\$ 220 (1991)	Exports to Japan	\$ 62 millions (1992)
Date of Independence	March 26, 1971	Sectoral Distribution of GDP	Agri. 36 %, Min. & Indus. 16 % Services 48 % (1991)	Imports from Japan	\$ 239 millions (1992)
Regime	Republic			Gross International Reserves	\$ 1,308 millions (1991)
Ethnic Composition	Bengali (98%)	Sectoral Distribution of Employment	Agri. 56 %, Min. & Indus. 10 % Services 34 % (1989~1991)	Total External Debt	\$ 13,051 millions (1991)
Religion, Language	Muslim, Hindu, Christianity, Buddhism / Bengali, English			Merchandise Exports	\$ 1,687 millions (1991)
Currency, Exchange Rate	1US\$=39.0 TK (1993. 2)	Trade Imports	\$ 3,381 millions (1991)	Net ODA Receipts (as % of GNP)	7.0 % (1991)

2. The Flow of Japan's Bilateral ODA to Bangladesh

(Net Disbursements: \$ millions)

	Technical Cooperation			Grant Aid			Loan Aid			Total		
	Total	Ranking		Total	Ranking		Total	Ranking		Total	Ranking	
		A	B		A	B		A	B		A	B
1989	16.72	13	3	135.59	1	1	218.29	6	1	370.60	5	1
1990	19.98	9	3	131.66	1	1	221.94	7	1	373.57	5	1
1991	22.11	9	4	122.41	1	2	-29.53	-	-	114.98	17	1

A : Place of Bangladesh among Japan's ODA Recipients

B : Place of Japan's Bilateral ODA to Bangladesh among DAC Countries

3. Economic Cooperation of DAC Countries to Bangladesh (1991)¹⁾

(Net Disbursements: \$ millions)

	Grants (1)		Loans (2)	Total ODA Net (1)+(2)=(3)	Other Offci. & Private Flows (4)	Total Eco. Coop. Net (3)+(4)=(5)
		Tech. Coop.				
Bilateral Assis. ²⁾ Major Donor Coun.	1,122.6 (100.0%)	176.4 (100.0%)	-311.8 (100.0%)	810.9 (100.0%)	8.4	819.3
① U.S.A.	409.0 (36.4%)	57.0 (32.3%)	-280.0 (-89.8%)	129.0 (15.9%)	-	129.0
② Japan	144.5 (12.9%)	22.1 (12.5%)	-29.5 (-9.5%)	115.0 (14.2%)	2.6	117.6
③ U.K.	98.2 (8.7%)	39.2 (22.2%)	-0.3 (-0.1%)	97.9 (12.1%)	-	97.9
④ Germany	97.4 (8.7%)	15.9 (9.0%)	- ()	97.4 (12.0%)	-0.2	97.2
Multilat. Assis. Major Donors	184.1 (100.0%)	72.4 (100.0%)	755.7 (100.0%)	939.8 (100.0%)	9.8	949.6
① AsDB				268.0 (28.5%)	-0.2	267.8
② IMF				255.0 (27.1%)	-	255.0
Others	108.2	-	30.7	138.9	-	138.9
Total	1,414.9	248.7	474.6	1,889.6	18.2	1,907.8

4. Agreement on Technical Cooperation, etc.

- (1) Agreement on Tech. Coop.: Signed on . . .
(2) E/N on Dispatching JOCV; Signed on 1973. 3.24

5. Agencies Responsible for Coordinating Assistance

Tech. Coop : }
Grant Aid : } Economic Relations Division
JOCV : }

¹⁾ Calendar year

²⁾ Figures are ranked according to ODA Net Disbursements

JICA's Activities in People's Republic of Bangladesh

II. Performance (FY 1954-1991)

	Cumulative Data (FY 1954-1991)		Performance in FY 1992	
	¥ 20,420 million(s)		¥ million (s)	
Technical Cooperation Disbursement				
Improvement of Aid Efficiency & Effectiveness	Project Identification Study Project Formulation Study Project Formulation Advisor Local Technical Advisor	10 Case(s) 10 Case(s) 3 Person(s) 1 Person(s)	Project Identification Study Project Formulation Study Project Formulation Advisor Local Technical Advisor	1 Case(s) 1 Case(s) 1 Person(s) 2 Person(s)
Development Study	Completed Projects (FY 1954-1991) Completed Projects (FY 1974-1991) Annex	20 Project(s) 19 Project(s)	Carried-over Projects 1. Greater Dhaka Protection Project (Study in Dhaka Metropolitan Area of Bangladesh Flood Action Plan 8A) 2. Northwest Regional Study (Bangladesh Flood Action Plan No.2) 3. Geodetic Survey Study 4. Kurigram Irrigation & Flood Control Project (South Unit) New Projects 1. Water Supply and Sanitation Project in Rajshahi Town (F/S) 2. Operation and Maintenance Study for FCD/I Project (M/P)	4 Project(s) (1990~1992) (1990~1992) (1990~1994) (1991~1992) 2 Project(s) (1992~) (1992~)
Basic Design Study for Grant Aid	Completed Projects (FY 1974-1991)	36 Project(s)	Carried-over Projects 1. Project for Renovation of Maternal and Child Health Training Institute at Azimpur and Lalkuthi 2. Project for Establishment of Microwave Link for Meteorology 3. Project for Balancing, Modernizing, Rehabilitation & Expansion of Chandnighat Water Treatment Plant New Projects 1. Project for Protecting Revetment on the bank of Meghna River 2. Project for Construction Multipurpose Cyclone	3 Project(s) (1991~1992) (1991~1992) (1991~1992) 2 Project(s) (1992~1992) (1992~)
Project-type Technical Cooperation	Completed Projects (FY 1954-1991) Completed Projects (FY 1974-1991) 1. Central Extension Resources Development Institute 2. Citrus and Vegetable Research 3. Family Planning 4. Cardiovascular Diseases Control 5. Institute of Postgraduate Studies in Agriculture Project	7 Project(s) 5 Project(s) (1974~1983) (1977~1983) (1975~1984) (1978~1985) (1985~1990)	Carried-over Projects 1. Pilot Project on Control of Rheumatic Fever & Rheumatic Heart Diseases 2. Institute of Postgraduate Studies in Agriculture Project Phase II New Projects	2 Project(s) (1988~1993) (1990~1995) 0 Project(s)
Individual Experts Dispatch Program	139 Person(s) (Agriculture & Forestry Economic Infrastructure Mining & Industry)	70 Person(s) 50.36 % 36 Person(s) 25.90 % 12 Person(s) 8.63 %	20 Person(s) Carried over New	8 Person(s) (Long-term Short-term) 12 Person(s) (Long-term Short-term)
Mini-projects & Joint Studies	Completed Projects (FY 1977-1991)	0 Project(s)	Carried-over Projects 1. Rural Development Experiment (Action Research Project) New Projects	1 Project(s) (1991~1995) 0 Project(s)

JICA's Activities in People's Republic of Bangladesh

	Cumulative Data (FY 1954-1991)	Performance in FY 1992
Non-project Equipment Supply	¥ 554 million(s)	0 Case(s) ¥ million(s)
Non-project Medical Equipment Supply	7 Case(s) ¥ 356 million(s)	0 Case(s) ¥ million(s)
Technical Training Program	General 1,677 Person(s) { Economic Infrastructure 404 Person(s) 24.09% { Agriculture & Forestry 350 Person(s) 20.87% { Development Planning · Public Administration 249 Person(s) 14.85% Youth Invitation Program 20 Person(s) Trainees through International Organizations 71 Person(s)	Total 176 Person(s) Carried over 28 Person(s) New 148 Person(s) General 125 Person(s) { Group Training Course 64 Person(s) { Individual Training Course 36 Person(s) { (counterpart training 17 Person(s)) { (cost-sharing type training 0 Person(s)) { (special program 19 Person(s)) { Third Country Training Program 25 Person(s) Youth Invitation Program 20 Person(s) Trainees through International Organizations 3 Person(s)
Third Country Training Program	Completed Projects (FY 1977~1991) 0 Course(s)	Carried over 0 Course(s) New 0 Course(s)
Japan Overseas Cooperation Volunteers	467 Person(s) { Agriculture & Forestry 204 Person(s) 43.64 % { Human Resources Development 99 Person(s) 21.20 % { Mining & Industry 73 Person(s) 15.63 %	Total 120 Person(s) Carried over 83 Person(s) New 37 Person(s)
Emigration Services		
Development Investment & Financial Program	0 Project(s) ¥ million(s)	0 Project(s) ¥ million(s)
International Disaster Re- lief Program	FY 1985-1991 3 Case(s)	0 Case(s)

II. Annex (FY 1954-1991)

Development Study	
Completed Projects (FY 1954-1991)	20 Project(s)
Completed Projects (FY 1974-1991)	19 Project(s)
1. Narayanganj-Narsingdi Irrigation Project	(1976~1978)
2. Television studio Construction Project	(1977~1977)
3. Construction Project of Automobile Repair & Maintenance Workshop	(1977~1979)
4. Construction of Bheramana Barisal Transmission	(1978~1979)
5. Replacement & Expansion of Kaninaphuri Rayon & Chemicals Ltd.	(1978~1979)
6. Development Plan of small Scale Industries	(1979~1980)
7. Kaptai Hydro Power Station Extension Project	(1979~1980)
8. Erection of Jute Pulp Mill	(1981~1981)
9. Nogna-Gunti Bridges Construction Project	(1983~1984)
10. Establishment of Railway Carriage and Wagon Manufacturing Plant	(1983~1985)
11. Water Drainage System Improvement Project in Dhaka	(1985~1987)
12. North Rajshahi Irrigation Project	(1985~1987)
13. Development Project of Dhaka & Narayanganj Ports	(1985~1987)
14. Optimization of Capacity Utilization & Improvement of Performance of Chittagong Dry Dock	(1987~1989)
15. Model Rural Development Project for Homna & Daudkandi Upazila	(1987~1989)
16. Development of Chittagong Airport	(1988~1989)
17. Development Project of Container Terminal at Dhaka-Narayanganj Port	(1989~1990)
18. Kurigram Irrigation & Food Control Project (North Unit) Port	(1989~1990)
19. Model Rural Development Project Phase II - FCDI	(1989~1991)

Capital Assistance to People's Republic of Bangladesh

III. Performance of Capital Assistance

	Grant Aid		Loan Aid	
	Number of Projects Implemented and Major Projects	Disbursement (¥100millions)	Number of Projects Implemented and Major Projects	Disbursement (¥100millions)
Cumulative Data (-FY1986)	107 Project(s)	1,224.88	33 Project(s)	3,195.69
FY 1987	11 Project(s) 1. Debt Relief 2. Food Aid 3. Aid for Increased Food Production 4. Construction of the Meghna Bridge 2/5 5. Improvement of Water Supply System 4/5 etc.,	127.67 (42.18) (25.00) (5.60) (19.86) (12.42)	2 Project(s) 1. Commodity Loan 2. Sylhet Combined Cycle Power Plant Construction Project	240.0 (158.30) (81.70)
FY 1988	15 Project(s) 1. Debt Relief 2. Food Aid 3. Construction of the Meghna Bridge 3/5 4. Construction & Rehabilitation of the Sewerage System 1/3 5. Disaster Relief (Flood) etc.,	137.61 (52.32) (19.00) (19.99) (16.30) (11.65)	6 Project(s) 1. Jamura Fertilizer Project 2. Commodity Loan 3. Ghorasal Urea Fertilizer Factory Renovation Project 4. Emergency Commodity Loan 5. Chittagong Caustic Soda Plant Rehabilitation 6. Madhapara Hard Rock Mining Project	475.13 (138.53) (133.00) (103.43) (75.00) (20.76) (4.41)
FY 1989	11 Project(s) 1. Debt Relief 2. Food Aid 3. Aid for Increased Food Production 4. Project for the Construction of the Meghna Bridge 4/5 5. Construction & Rehabilitation of the Sewerage system 2/3 etc.,	158.59 (93.19) (13.00) (4.00) (19.36) (18.21)	2 Project(s) 1. Jamura Fertilizer Project II 2. Commodity Loan	275.00 (185.00) (90.00)
FY 1990	12 Project(s) 1. Debt Relief 2. Food Aid 3. Narayananj Narsingdi Irrigation Project 2/3 4. Construction & Rehabilitation of the Sewerage system 3/3 5. Project for the Construction of the Meghna Bridge 4/5 etc.,	175.29 (103.30) (13.00) (17.96) (15.71) (8.41)	4 Project(s) 1. Greater Dhaka Telecommunication Network Improvement Project 2. Jamura Fertilizer Project III 3. Commodity Loan 4. Energy Sector Adjustment Program	312.41 (147.61) (84.80) (42.00) (38.00)
FY 1991	15 Project(s) 1. Grant and for Debt Relief 2. Grant Aid for increased Food Production 3. Disaster Relief 4. Project for the Construction of the Meghna Ganti Bridge 5. Storm Water Drainage System Improvement Project in Dhaka City etc.,	199.20 (116.73) (15.00) (12.26) (11.68) (11.58)	1 Project(s) 1. Commodity Loan for the Cyclone disaster relief and economic reconstruction	122.00 (122.00)

I. Background Information
1. Basic Data

Country	Kingdom of Bhutan
---------	-------------------

Land Area	47 thousand km ²	GDP	\$ 240 millions (1991)	Principal Exports	Timber, Cement, Rice
Population	1.7 millions (1992)	GNP per capita	\$ 180 (1991)	Exports to Japan	\$ 0.2 millions (1992)
Date of Independence	December 17, 1907	Sectoral Distribution of GDP	Agri. 43 %, Min. & Indus. 27 % Services 29 % (1991)	Imports from Japan	\$ 10.9 millions (1992)
Regime	Constitutional Monarchy	Sectoral Distribution of Employment	Agri. 92 %, Min. & Indus. 3 % Services 5 % (1989~1991)	Gross International Reserves	\$ 99 millions (1991)
Ethnic Composition	Bhutanese, Nepali, etc.,			Total External Debt	\$ 87 millions (1991)
Religion, Language	Buddhism, Hindu/Dzongkha, English	Merchandise Trade	Exports \$ 236 millions (1991) Imports \$ 874 millions (1991)	Debt Service Ratio	7.2 % (1991)
Currency, Exchange Rate	1US\$ = 3.1875 N (1993. 4)			Net ODA Receipts (as % of GNP)	25.9 % (1991)

2. The Flow of Japan's Bilateral ODA to Bhutan

(Net Disbursements; \$ millions)

	Technical Cooperation			Grant Aid			Loan Aid			Total		
	Total	Ranking		Total	Ranking		Total	Ranking		Total	Ranking	
		A	B		A	B		A	B		A	B
1989	1.65	--	--	7.54	--	--	--	--	--	9.19	--	--
1990	2.32	--	--	4.70	--	--	--	--	--	7.02	--	--
1991	1.84	--	--	15.11	30	--	--	--	--	16.94	--	--

A : Place of Bhutan among Japan's ODA Recipients

B : Place of Japan's Bilateral ODA to Bhutan among DAC Countries

3. Economic Cooperation of DAC Countries to Bhutan (1991)¹⁾

(Net Disbursements; \$ millions)

	Grants (1)		Loans (2)	Total ODA Net (1)+(2)=(3)	Other Offci. & Private Flows (4)	Total Eco. Coop. Net (3)+(4)=(5)
		Tech. Coop.				
Bilateral Assis. ²⁾ Major Donor Coun.	(100.0%)	(100.0%)	(100.0%)	(100.0%)		
①	(%)	(%)	(%)	(%)		
②	(%)	(%)	(%)	(%)		
③	(%)	(%)	(%)	(%)		
④	(%)	(%)	(%)	(%)		
Multilat. Assis. Major Donors	(100.0%)	(100.0%)	(100.0%)	(100.0%)		
①				(%)		
②				(%)		
Others						
Total						

4. Agreement on Technical Cooperation, etc.

(1) Agreement on Tech. Coop.; Signed on
(2) E/N on Dispatching JOCV; Signed on 1987. 4.23

5. Agencies Responsible for Coordinating Assistance

Tech. Coop :
Grant Aid : } Ministry of Finance
JOCV : }

¹⁾ Calendar year

²⁾ Figures are ranked according to ODA Net Disbursements

JICA's Activities in Kingdom of Bhutan

II. Performance (FY 1954-1991)

	Cumulative Data (FY 1954-1991)		Performance in FY 1992																									
Technical Cooperation Disbursement	¥ 1,720 million(s)		¥ million(s)																									
Improvement of Aid Efficiency & Effectiveness	Project Identification Study Project Formulation Study Project Formulation Advisor Local Technical Advisor	1 Case(s) 0 Case(s) 0 Person(s) 0 Person(s)	Project Identification Study Project Formulation Study Project Formulation Advisor Local Technical Advisor	0 Case(s) 0 Case(s) 0 Person(s) 0 Person(s)																								
Development Study	Completed Projects (FY 1954-1991) Completed Projects (FY 1974-1991) 1. Lhutshi and Monger Integrated Agricultural Development Project (1986~1988)	1 Project(s) 1 Project(s)	Carried-over Projects New Projects	0 Project(s) 0 Project(s)																								
Basic Design Study for Grant Aid	Completed Projects (FY 1974-1991)	6 Project(s)	Carried-over Projects 1. Paro Valley Agricultural Development New Projects	1 Project(s) (1991~1992) 0 Project(s)																								
Project-type Technical Cooperation	Completed Projects (FY 1954-1991) Completed Projects (FY 1974-1991)	0 Project(s) 0 Project(s)	Carried-over Projects New Projects	0 Project(s) 0 Project(s)																								
Individual Experts Dispatch Program	16 Person(s)	<table border="0"> <tr> <td>Human Resources Development</td> <td>8 Person(s)</td> <td>50.00 %</td> </tr> <tr> <td>Energy</td> <td>4 Person(s)</td> <td>25.00 %</td> </tr> <tr> <td>Agriculture & Forestry</td> <td>3 Person(s)</td> <td>18.75 %</td> </tr> </table>	Human Resources Development	8 Person(s)	50.00 %	Energy	4 Person(s)	25.00 %	Agriculture & Forestry	3 Person(s)	18.75 %	<table border="0"> <tr> <td>2 Person(s)</td> <td>Carried over</td> <td>1 Person(s)</td> <td> <table border="0"> <tr> <td>Long-term</td> <td>1 Person(s)</td> </tr> <tr> <td>Short-term</td> <td>0 Person(s)</td> </tr> </table> </td> </tr> <tr> <td></td> <td>New</td> <td>1 Person(s)</td> <td> <table border="0"> <tr> <td>Long-term</td> <td>1 Person(s)</td> </tr> <tr> <td>Short-term</td> <td>0 Person(s)</td> </tr> </table> </td> </tr> </table>	2 Person(s)	Carried over	1 Person(s)	<table border="0"> <tr> <td>Long-term</td> <td>1 Person(s)</td> </tr> <tr> <td>Short-term</td> <td>0 Person(s)</td> </tr> </table>	Long-term	1 Person(s)	Short-term	0 Person(s)		New	1 Person(s)	<table border="0"> <tr> <td>Long-term</td> <td>1 Person(s)</td> </tr> <tr> <td>Short-term</td> <td>0 Person(s)</td> </tr> </table>	Long-term	1 Person(s)	Short-term	0 Person(s)
Human Resources Development	8 Person(s)	50.00 %																										
Energy	4 Person(s)	25.00 %																										
Agriculture & Forestry	3 Person(s)	18.75 %																										
2 Person(s)	Carried over	1 Person(s)	<table border="0"> <tr> <td>Long-term</td> <td>1 Person(s)</td> </tr> <tr> <td>Short-term</td> <td>0 Person(s)</td> </tr> </table>	Long-term	1 Person(s)	Short-term	0 Person(s)																					
Long-term	1 Person(s)																											
Short-term	0 Person(s)																											
	New	1 Person(s)	<table border="0"> <tr> <td>Long-term</td> <td>1 Person(s)</td> </tr> <tr> <td>Short-term</td> <td>0 Person(s)</td> </tr> </table>	Long-term	1 Person(s)	Short-term	0 Person(s)																					
Long-term	1 Person(s)																											
Short-term	0 Person(s)																											
Mini-projects & Joint Studies	Completed Projects (FY 1977-1991)	0 Project(s)	Carried-over Projects New Projects	0 Project(s) 0 Project(s)																								

JICA's Activities in Kingdom of Bhutan

	Cumulative Data (FY 1954-1991)		Performance in FY 1992																
Non-project Equipment Supply		¥ 124 million(s)	0 Case(s)	¥ million(s)															
Non-project Medical Equipment Supply	0 Case(s)	¥ million(s)	0 Case(s)	¥ million(s)															
Technical Training Program	General 191 Person (s) <table border="0" style="display: inline-table; vertical-align: middle;"> <tr> <td style="border-left: 1px solid black; padding-left: 5px;">Agriculture & Forestry</td> <td style="padding-left: 5px;">58 Person (s)</td> <td style="padding-left: 5px;">30.37 %</td> </tr> <tr> <td style="border-left: 1px solid black; padding-left: 5px;">Economic Infrastructure</td> <td style="padding-left: 5px;">44 Person (s)</td> <td style="padding-left: 5px;">23.04 %</td> </tr> <tr> <td style="border-left: 1px solid black; padding-left: 5px;">Development Planning</td> <td style="padding-left: 5px;">30 Person (s)</td> <td style="padding-left: 5px;">15.71 %</td> </tr> <tr> <td style="border-left: 1px solid black; padding-left: 5px;">Public Administration</td> <td></td> <td></td> </tr> </table>	Agriculture & Forestry	58 Person (s)	30.37 %	Economic Infrastructure	44 Person (s)	23.04 %	Development Planning	30 Person (s)	15.71 %	Public Administration				Total 26 Person (s) Carried over 2 Person (s) New 24 Person (s) General 19 Person (s) Group Training Course 10 Person (s) Individual Training Course 2 Person (s) (counterpart training 2 Person (s)) (cost-sharing type training 0 Person (s)) (special program 0 Person (s)) Third Country Training Program 7 Person (s) Youth Invitation Program 5 Person (s) Trainees through International Organizations 0 Person (s)				
Agriculture & Forestry	58 Person (s)	30.37 %																	
Economic Infrastructure	44 Person (s)	23.04 %																	
Development Planning	30 Person (s)	15.71 %																	
Public Administration																			
Third Country Training Program	Completed Projects (FY 1977-1991)	0 Course(s)	Carried over	0 Course(s)															
			New	0 Course(s)															
Japan Overseas Cooperation Volunteers	38 Person (s)	<table border="0" style="display: inline-table; vertical-align: middle;"> <tr> <td style="border-left: 1px solid black; padding-left: 5px;">Economic Infrastructure</td> <td style="padding-left: 5px;">12 Person (s)</td> <td style="padding-left: 5px;">31.58 %</td> </tr> <tr> <td style="border-left: 1px solid black; padding-left: 5px;">Public Health & Medicine-Welfare</td> <td style="padding-left: 5px;">6 Person (s)</td> <td style="padding-left: 5px;">15.79 %</td> </tr> <tr> <td style="border-left: 1px solid black; padding-left: 5px;">Development Planning</td> <td style="padding-left: 5px;">5 Person (s)</td> <td style="padding-left: 5px;">13.16 %</td> </tr> <tr> <td style="border-left: 1px solid black; padding-left: 5px;">Public Administration</td> <td></td> <td></td> </tr> <tr> <td style="border-left: 1px solid black; padding-left: 5px;">Ministry & Industry</td> <td style="padding-left: 5px;">5 Person (s)</td> <td style="padding-left: 5px;">13.16 %</td> </tr> </table>	Economic Infrastructure	12 Person (s)	31.58 %	Public Health & Medicine-Welfare	6 Person (s)	15.79 %	Development Planning	5 Person (s)	13.16 %	Public Administration			Ministry & Industry	5 Person (s)	13.16 %	Total 29 Person (s) Carried over 22 Person (s) New 7 Person (s)	
Economic Infrastructure	12 Person (s)	31.58 %																	
Public Health & Medicine-Welfare	6 Person (s)	15.79 %																	
Development Planning	5 Person (s)	13.16 %																	
Public Administration																			
Ministry & Industry	5 Person (s)	13.16 %																	
Emigration Services																			
Development Investment & Financial Program	0 Project (s)	¥ million(s)	0 Project (s)	¥ million(s)															
International Disaster Relief Program	FY 1985-1991	0 Case(s)		0 Case(s)															

Capital Assistance to Kingdom of Bhutan

III. Performance of Capital Assistance

	Grant Aid		Loan Aid	
	Number of Projects Implemented and Major Projects	Disbursement (¥100millions)	Number of Projects Implemented and Major Projects	Disbursement (¥100millions)
Cumulative Data (-FY1986)	7 Project(s)	23.7	0 Project(s)	
FY 1987	3 Project(s) 1. Aid for Increased Food Production 2. Project for Construction and Maintenance of Roads 3. Agriculture Development Project	8.25 (2.00) (4.12) (2.13)	0 Project(s)	
FY 1988	1 Project(s) 1. Aid for Increased Food Production	2.50 (2.50)	0 Project(s)	
FY 1989	4 Project(s) 1. Aid for Increased Food Production 2. Project for the Construction of the Micro Hydro Power Facilities-1/2 3. Paro Valley Comprehensive Agriculture Development Program-1/3 4. Cultural Grant (Audio Equipment)	17.97 (2.50) (8.74) (6.25) (0.48)	0 Project(s)	
FY 1990	3 Project(s) 1. Aid for Increased Food Production 2. The Project for the Construction of the Micro Hydro Power Facilities Stage-2/2 3. Paro Valley Agricultural Development Project-2/3	12.51 (2.50) (5.67) (4.34)	0 Project(s)	
FY 1991	3 Project(s) 1. Project for the Development of the Domestic Tele-communication Network (phase 1) 2. Aid for Increased Food Production 3. Fumigation equipment to the National library	18.86 (15.40) (3.00) (0.46)	0 Project(s)	

I. Background Information
1. Basic Data

Country	Negara Brunei Darussalam
---------	--------------------------

Land Area	5,765 km ²	GDP	*) \$ 3,900 millions (1990)		Principal Exports	Oil, Natural Gas, Food Stuff
Population	0.27 millions (1991)	GNP per capita	\$ 14,016 (1990)		Exports to Japan	\$ 1,357 millions (1992)
Date of Independence	January 1, 1984	Sectoral Distribution of GDP	Agri. 1.8%	Min. & Indus. 56.4%	Imports from Japan	\$ 158 millions (1992)
Regime	Constitutional Monarchy		Services 43.6%	(1990)		Gross International Reserves
Ethnic Composition	Malay, Chinese, etc.,	Sectoral Distribution of Employment	Agri. -- %	Min. & Indus. -- %	Total External Debt	-- millions (1991)
Religion, Language	Muslim/Malay, English, Chinese		Services -- %	(1989~1991)		Debt Service Ratio
Currency, Exchange Rate	1US\$=1.6151 B\$ (1993. 4)	Merchandise Trade	Exports	\$ 2,597 millions (1992)	Net ODA Receipts (as % of GNP)	-- % (1991)
			Imports	\$ 1,781 millions (1992)		

a) estimate

2. The Flow of Japan's Bilateral ODA to Brunei

(Net Disbursements; \$ millions)

	Technical Cooperation			Grant Aid			Loan Aid			Total		
	Total	Ranking		Total	Ranking		Total	Ranking		Total	Ranking	
		A	B		A	B		A	B		A	B
1989	4.03	--	--	--	--	--	--	--	--	4.03	--	--
1990	3.11	--	--	--	--	--	--	--	--	3.11	--	--
1991	2.96	--	--	--	--	--	--	--	--	2.96	--	--

A : Place of Brunei among Japan's ODA Recipients B : Place of Japan's Bilateral ODA to Brunei among DAC Countries

3. Economic Cooperation of DAC Countries to Brunei (1991)¹⁾

(Net Disbursements; \$ millions)

	Grants	(1)	Loans	Total ODA Net	Other Offci. & Private Flows (4)	Total Eco. Coop. Net (3)+(4)=(5)
		Tech. Coop.				
Bilateral Assis. ²⁾ Major Donor Coun.	(100.0%)	(100.0%)	(100.0%)	(100.0%)		
①	(%)	(%)	(%)	(%)		
②	(%)	(%)	(%)	(%)		
③	(%)	(%)	(%)	(%)		
④	(%)	(%)	(%)	(%)		
Multilat. Assis. Major Donors	(100.0%)	(100.0%)	(100.0%)	(100.0%)		
①				(%)		
②				(%)		
Others						
Total						

4. Agreement on Technical Cooperation, etc.

(1) Agreement on Tech. Coop.: Signed on 1983. 5.26
(2) E/N on Dispatching JOCV: Signed on . . .

5. Agencies Responsible for Coordinating Assistance

Tech. Coop : Economic Cooperation Bureau
Ministry of Foreign Affairs

Grant Aid :

JOCV :

¹⁾ Calendar year

²⁾ Figures are ranked according to ODA Net Disbursements

JICA's Activities in Negara Brunei Darussalam

II. Performance (FY 1954-1991)

	Cumulative Data (FY 1954-1991)		Performance in FY 1992			
Technical Cooperation Disbursement	¥ 2,309 million(s)		¥ million(s)			
Improvement of Aid Efficiency & Effectiveness	Project Identification Study Project Formulation Study Project Formulation Advisor Local Technical Advisor	0 Case(s) 1 Case(s) 0 Person(s) 0 Person(s)	Project Identification Study Project Formulation Study Project Formulation Advisor Local Technical Advisor	0 Case(s) 0 Case(s) 0 Person(s) 1 Person(s)		
Development Study	Completed Projects (FY 1954-1991) Completed Projects (FY 1974-1991) 1. Establishment of a Cement Factory 2. Improvement of Brunei Government Printing Department 3. Public Transport System in Negara 4. Detailed Design of Cement Plant in Nagara Brunei Darussalam	4 Project(s) 4 Project(s) (1982~1982) (1983~1983) (1983~1985) (1985~1985)	Carried-over Projects 1. Study on Forestry Resources New Projects	1 Project(s) (1991~1993) 0 Project(s)		
Basic Design Study for Grant Aid	Completed Projects (FY 1974-1991)	0 Project(s)	Carried-over Projects New Projects	0 Project(s) 0 Project(s)		
Project-type Technical Cooperation	Completed Projects (FY 1954-1991) Completed Projects (FY 1974-1991)	0 Project(s) 0 Project(s)	Carried-over Projects 1. Forestry Research Project 2. ASEAN Project on Corrosion of Reinforced Concrete Structure New Projects	2 Project(s) (1985~1992) (1987~1992) 0 Project(s)		
Individual Experts Dispatch Program	23 Person(s)	Economic Infrastructure 9 Person(s) 39.13 % Development Planning 5 Person(s) 21.74 % Public Administration Human Resources Development 5 Person(s) 21.74 %	1 Person(s) Carried over New	0 Person(s) 1 Person(s)	Long-term Short-term Long-term Short-term	0 Person(s) 0 Person(s) 0 Person(s) 1 Person(s)
Mini-projects & Joint Studies	Completed Projects (FY 1977-1991)	0 Project(s)	Carried-over Projects New Projects	0 Project(s) 0 Project(s)		

JICA's Activities in Negara Brunei Darussalam

	Cumulative Data (FY 1954-1991)		Performance in FY 1992									
Non-project Equipment Supply		¥ million(s)	0 Case(s)	¥ million(s)								
Non-project Medical Equipment Supply	0 Case(s)	¥ million(s)	0 Case(s)	¥ million(s)								
Technical Training Program	General 244 Person(s) <table border="0" style="display: inline-table; vertical-align: middle;"> <tr> <td style="border-left: 1px solid black; padding-left: 5px;">Economic Infrastructure</td> <td style="padding-left: 5px;">81 Person(s)</td> <td style="padding-left: 5px;">33.20 %</td> </tr> <tr> <td style="border-left: 1px solid black; padding-left: 5px;">Development Planning, Public Administration</td> <td style="padding-left: 5px;">58 Person(s)</td> <td style="padding-left: 5px;">23.77 %</td> </tr> <tr> <td style="border-left: 1px solid black; padding-left: 5px;">Agriculture & Forestry</td> <td style="padding-left: 5px;">39 Person(s)</td> <td style="padding-left: 5px;">15.98 %</td> </tr> </table>	Economic Infrastructure	81 Person(s)	33.20 %	Development Planning, Public Administration	58 Person(s)	23.77 %	Agriculture & Forestry	39 Person(s)	15.98 %	Total 94 Person(s) Carried over 4 Person(s) New 90 Person(s) General 40 Person(s) Group Training Course 18 Person(s) Individual Training Course 7 Person(s) (counterpart training 3 Person(s)) (cost-sharing type training 0 Person(s)) (special program 0 Person(s)) Third Country Training Program 15 Person(s) Youth Invitation Program 50 Person(s) Trainees through International Organizations 0 Person(s)	
Economic Infrastructure	81 Person(s)	33.20 %										
Development Planning, Public Administration	58 Person(s)	23.77 %										
Agriculture & Forestry	39 Person(s)	15.98 %										
Third Country Training Program	Completed Projects (FY 1977~1991) 1 Course(s) 1. Regional Training Course (Workshop) on Meteorological Satellite (1991~1991) Date		Carried over 0 Course(s) New 0 Course(s)									
Japan Overseas Cooperation Volunteers	0 Person(s)		Total 0 Person(s) Carried over 0 Person(s) New 0 Person(s)									
Emigration Services												
Development Investment & Financial Program	0 Project(s)	¥ million(s)	0 Project(s)	¥ million(s)								
International Disaster Re- lief Program	FY 1935-1991	0 Case(s)		Case(s)								

Capital Assistance to Negara Brunei Darussalam

III. Performance of Capital Assistance

	Grant Aid		Loan Aid	
	Number of Projects Implemented and Major Projects	Disbursement (¥100millions)	Number of Projects Implemented and Major Projects	Disbursement (¥100millions)
Cumulative Data (-FY1986)	0 Project (s)		0 Project (s)	
FY 1987	0 Project (s)		0 Project (s)	
FY 1988	0 Project (s)		0 Project (s)	
FY 1989	0 Project (s)		0 Project (s)	
FY 1990	0 Project (s)		0 Project (s)	
FY 1991	0 Project (s)		0 Project (s)	

I. Background Information
1. Basic Data

Country	Kampuchea
---------	-----------

Land Area	181 thousand km ²	GDP	*) \$ 930 millions (1991)		Principal Exports	Crude rubber, Timber, Maize, Soybean
Population	7.30 millions (1992)	GNP per capita	\$ 200 (1991)		Exports to Japan	\$ 9.336 millions (1992)
Date of Independence	November 9, 1953	Sectoral Distribution of GDP	Agri. -- %	Min. & Indus. -- %	Imports from Japan	\$ 227.442 millions (1992)
Regime	Transit Coalition Government Under the Supervision of UNTAC		Services -- %	(1991)		Gross International Reserves
Ethnic Composition	Khmer, Vietnamese, Chinese	Sectoral Distribution of Employment	Agri. 74 %	Min. & Indus. 7 %	Total External Debt	\$ 1,000 millions (1991)
Religion, Language	Buddhism etc. / Cambodian		Services 19 %	(1989~1991)		Debt Service Ratio
Currency, Exchange Rate	1US\$=3,513.38 KR (1993. 4)	Merchandise Trade	Exports	\$ 40 millions (1991)	Net ODA Receipts (as % of GNP)	-- (1991)
			Imports	\$ 180 millions (1991)		

a) estimate

2. The Flow of Japan's Bilateral ODA to Kampuchea

(Net Disbursements; \$ millions)

	Technical Cooperation			Grant Aid			Loan Aid			Total		
	Total	Ranking		Total	Ranking		Total	Ranking		Total	Ranking	
		A	B		A	B		A	B		A	B
1989	0.16	--	6	1.81	--	3	--	--	--	1.97	--	4
1990	0.15	--	6	--	--	--	--	--	--	0.15	--	13
1991	0.46	--	7	--	--	--	--	--	--	0.48	--	13

A : Place of Kampuchea among Japan's ODA Recipients

B : Place of Japan's Bilateral ODA to Kampuchea among DAC Countries

3. Economic Cooperation of DAC Countries to Kampuchea (1991)¹⁾

(Net Disbursements; \$ millions)

	Grants	(1)		Loans	Total ODA Net	Other Offci. & Private Flows (4)	Total Eco. Coop. Net (3)+(4)=(5)
		Tech. Coop.	(2)				
Bilateral Assis. ²⁾ Major Donor Coun.	49.8 (100.0%)	22.1 (100.0%)	-- (100.0%)	49.8 (100.0%)	3.5	53.3	
① Netherlands	7.8 (15.7%)	4.1 (18.6%)	-- ()	7.8 (15.7%)	-0.1	7.7	
② Germany	6.7 (13.5%)	4.9 (22.2%)	-- ()	6.7 (13.5%)	3.3	10.0	
③ U.K.	1.9 (3.8%)	0.0 ()	-- ()	6.0 (12.0%)	-4.1	1.9	
④ Japan	0.5 (1.0%)	0.5 (2.3%)	-- ()	0.5 (1.0%)	--	0.5	
Multilat. Assis. Major Donors	41.1 (100.0%)	28.2 (100.0%)	(100.0%)	41.1 (100.0%)	--	41.1	
① UNHCR				19.0 (46.2%)	--	19.0	
② UNICEF				7.4 (18.0%)	--	7.4	
Others	--	--	--	--	--	--	
Total	90.9	50.3	--	90.9	3.4	94.3	

¹⁾ Calendar year

²⁾ Figures are ranked according to ODA Net Disbursements

4. Agreement on Technical Cooperation, etc.

(1) Agreement on Tech. Coop.; Signed on 1959. 3. 2
(2) E/N on Dispatching JOCV; Signed on 1965. 12. 20
(year departed; 1970. 5)
(year re-entered; 1992. 6)

5. Agencies Responsible for Coordinating Assistance

Tech. Coop : }
Grant Aid : } Ministry of Foreign Affairs, Department of Economic and Cultural Cooperation
JOCV : }

JICA's Activities in Kampuchea

II. Performance (FY 1954-1991)

	Cumulative Data (FY 1954-1991)		Performance in FY 1992			
Technical Cooperation Disbursement	¥ 1,802 million(s)		¥ million(s)			
Improvement of Aid Efficiency & Effectiveness	Project Identification Study Project Formulation Study Project Formulation Advisor Local Technical Advisor	2 Case(s) 1 Case(s) 1 Person(s) 0 Person(s)	Project Identification Study Project Formulation Study Project Formulation Advisor Local Technical Advisor	0 Case(s) 3 Case(s) 3 Person(s) 0 Person(s)		
Development Study	Completed Projects (FY 1954-1991) Completed Projects (FY 1974-1991)	10 Project(s) 0 Project(s)	Carried-over Projects New Projects 1. Phnom Penh Water Supply System (M/P, F/S) 2. Integrated Agricultural and Rural Development Project in the Suburbs of Phnom Penh 3. Rehabilitation and Reconstruction of Electricity Supply in Phnom Penh (M/P)	0 Project(s) 3 Project(s) (1992~19) (1992~19) (1992~19)		
Basic Design Study for Grant Aid	Completed Projects (FY 1974-1991)	0 Project(s)	Carried-over Projects 1. Project for Rehabilitation of the Chroy Changwar Bridge New Projects 1. Project for Rehabilitation of Chroy Changwar Bridge 2. Project for Improvement of Health Facilities of the Central Level 3. Project for Rehabilitation of the Tuol Samrong Agricultural Technical Center 4. Project for Rehabilitation of the Port of Phnom Penh 5. Project for Rehabilitation of National Road Route 6A 6. Project for Establishment of Road Construction Center	1 Project(s) (1991~1992) 6 Project(s) (1992~1992) (1992~1992) (1992~1993) (1992~1993) (1992~1993) (1992~1993)		
Project-type Technical Cooperation	Completed Projects (FY 1954-1991) Completed Projects (FY 1974-1991)	5 Project(s) 0 Project(s)	Carried-over Projects New Projects	0 Project(s) 0 Project(s)		
Individual Experts Dispatch Program	125 Person(s)	(Economic Infrastructure 53 Person(s) 42.40 % Agriculture & Forestry 42 Person(s) 33.60 % Human Resources Development 11 Person(s) 8.80 %)	5 Person(s) Carried over New	0 Person(s) 5 Person(s)	(Long-term Short-term) (Long-term Short-term)	0 Person(s) 0 Person(s) 2 Person(s) 3 Person(s)
Mini-projects & Joint Studies	Completed Projects (FY 1977-1991)	0 Project(s)	Carried-over Projects New Projects	0 Project(s) 0 Project(s)		

JICA's Activities in Kampuchea

	Cumulative Data (FY 1954-1991)		Performance in FY 1992	
Non-project Equipment Supply		¥ 51 million(s)	0 Case(s)	¥ million(s)
Non-project Medical Equipment Supply	0 Case(s)	¥ million(s)	1 Case(s) 1. Medical Equipment for Infectious Diseases Control	¥ 10 million(s) (10)
Technical Training Program	General 482 Person(s) (Agriculture & Forestry 154 Person(s) 31.95 % Economic Infrastructure 119 Person(s) 24.69 % Development Planning 69 Person(s) 14.32 % Public Administration)		Total 58 Person(s) Carried over 4 Person(s) New 54 Person(s) General 54 Person(s) (Group Training Course 10 Person(s) Individual Training Course 37 Person(s) (counterpart training 0 Person(s) (cost-sharing type training 0 Person(s) (special program 30 Person(s) Third Country Training Program 7 Person(s) Youth Invitation Program 0 Person(s) Trainees through International Organizations 0 Person(s)	
Third Country Training Program	Completed Projects(FY 1977~1991)	0 Course(s)	Carried over	0 Course(s)
			New	0 Course(s)
Japan Overseas Cooperation Volunteers	16 Person(s) (Human Resources Development 9 Person(s) 56.25 % Agriculture & Forestry 7 Person(s) 43.75 %)		Total 5 Person(s) Carried over 0 Person(s) New 5 Person(s)	
Emigration Services				
Development Investment & Financial Program	0 Project(s)	¥ million(s)	0 Project(s)	¥ million(s)
International Disaster Relief Program	FY 1985-1991	1 Case(s)		0 Case(s)

Capital Assistance to Kampuchea

III. Performance of Capital Assistance

	Grant Aid		Loan Aid	
	Number of Projects Implemented and Major Projects	Disbursement (¥100millions)	Number of Projects Implemented and Major Projects	Disbursement (¥100millions)
Cumulative Data (-FY1986)	7 Project(s)	26.38	1 Project(s)	15.17
FY 1987	0 Project(s)		0 Project(s)	
FY 1988	0 Project(s)		0 Project(s)	
FY 1989	0 Project(s)		0 Project(s)	
FY 1990	0 Project(s)		0 Project(s)	
FY 1991	3 Project(s) 1. Emergency Relief 2. Small-Scale Grant Aid (2 projects)	1.39 (1.29) (0.10)	0 Project(s)	

I. Background Information
1. Basic Data

Country	Republic of Indonesia
---------	-----------------------

Land Area	1,905 thousand km ²	GDP	\$ 116,476 millions (1991)	Principal Exports	Oil, National Gas, Timber Product
Population	187.76 millions (1991)	GNP per capita	\$ 610 (1991)	Exports to Japan	\$ 12,244 millions (1992)
Date of Independence	August 17, 1945	Sectoral Distribution of GDP	Agri. 19 %, Min. & Indus. 41 % Services 39 % (1991)	Imports from Japan	\$ 5,575 millions (1992)
Regime	Republic			Gross International Reserves	\$ 10,358 millions (1991)
Ethnic Composition	Malay, Chinese, Indian, etc.,	Sectoral Distribution of Employment	Agri. 54 %, Min. & Indus. 8 % Services 38 % (1989~1991)	Total External Debt	\$ 73,629 millions (1991)
Religion, Language	Muslim, Christianity / Indonesian			Debt Service Ratio	32.7 % (1991)
Currency, Exchange Rate	1US\$=2,074 Rp (1993. 4)	Merchandise Trade	Exports: \$ 29,142 millions (1991)	Net ODA Receipts (as % of GNP)	1.6 % (1991)
			Imports: \$ 25,869 millions (1991)		

2. The Flow of Japan's Bilateral ODA to Indonesia

(Net Disbursements; \$ millions)

	Technical Cooperation			Grant Aid			Loan Aid			Total		
	Total	Ranking		Total	Ranking		Total	Ranking		Total	Ranking	
		A	B		A	B		A	B		A	B
1989	101.82	2	1	44.66	10	1	998.78	1	1	1,145.26	1	1
1990	108.68	2	1	58.38	5	1	700.72	1	1	867.78	1	1
1991	133.07	2	1	79.73	3	1	852.71	1	1	1,065.51	1	1

A : Place of Indonesia among Japan's ODA Recipients

B : Place of Japan's Bilateral ODA to Indonesia among DAC Countries

3. Economic Cooperation of DAC Countries to Indonesia (1991)¹⁾

(Net Disbursements; \$ millions)

	Grants (1)		Loans (2)	Total ODA Net (1)+(2)=(3)	Other Offci. & Private Flows (4)	Total Eco. Coop. Net (3)+(4)=(5)
		Tech. Coop.				
Bilateral Assis. ²⁾ Major Donor Coun.	628.3 (100.0%)	400.1 (100.0%)	1,144.0 (100.0%)	1,772.3 (100.0%)	2,097.0	3,869.3
① Japan	212.8 (33.9%)	133.1 (33.3%)	852.7 (74.5%)	1,065.6 (60.1%)	1,883.4	2,948.9
② Netherlands	91.3 (14.5%)	67.5 (16.9%)	48.1 (4.2%)	139.4 (7.9%)	-58.1	81.3
③ Germany	52.6 (8.4%)	43.7 (10.9%)	83.3 (7.3%)	135.8 (7.7%)	4.2	140.0
④ France	12.1 (1.9%)	9.6 (2.4%)	114.3 (10.0%)	26.5 (1.5%)	15.2	41.7
Multilat. Assis. Major Donors	85.0 (100.0%)	50.9 (100.0%)	11.0 (100.0%)	96.0 (100.0%)	1,258.5	1,354.5
① UNDP				17.2 (17.9%)	--	17.2
② UNICEF				11.3 (11.8%)	--	11.3
Others	0.4	--	8.6	9.0	-6.9	2.1
Total	713.7	451.0	1,163.6	1,877.3	3,348.6	5,225.9

4. Agreement on Technical Cooperation, etc.

(1) Agreement on Tech. Coop.; Signed on 1981. 4. 28
(2) E/N on Dispatching JOCV; Signed on 1987. 8. 7

5. Agencies Responsible for Coordinating Assistance

Tech. Coop : Project-Type Technical Cooperation
Development Study/BAPPENAS/Others/
SEKKAB
Grant Aid : BAPPENAS
JOCV : SEKKAB

¹⁾ Calendar year

²⁾ Figures are ranked according to ODA Net Disbursements

JICA's Activities in Republic of Indonesia

II. Performance (FY 1954-1991)

	Cumulative Data (FY 1954-1991)		Performance in FY 1992													
Technical Cooperation Disbursement		¥ 126,643 million(s)		¥ million(s)												
Improvement of Aid Efficiency & Effectiveness	Project Identification Study Project Formulation Study Project Formulation Advisor Local Technical Advisor	4 Case(s) 13 Case(s) 2 Person(s) 2 Person(s)	Project Identification Study Project Formulation Study Project Formulation Advisor Local Technical Advisor	1 Case(s) 4 Case(s) 3 Person(s) 3 Person(s)												
Development Study	Completed Projects (FY 1954-1991) Completed Projects (FY 1974-1991) Annex	207 Project(s) 170 Project(s)	Carried-over Projects Annex New Projects Annex	21 Project(s) 6 Project(s)												
Basic Design Study for Grant Aid	Completed Projects (FY 1974-1991)	47 Project(s)	Carried-over Projects 1. Yogyakarta City Sewage Treatment Plant Construction Project New Projects 1. Project for the Establishment of Japanese Studies Center in the University of Indonesia 2. Strengthening of the Information, Education and Communication Activities in Family Planning Program 3. Health Center Development Project 4. Project for the Construction of the New Emergency Unit at Dr. Soetomo Hospital 5. Project for the Supplementary Improvement of Training Facilities for Ujung Pandang Rating School	1 Project(s) (1991~1992) 5 Project(s) (1991~1992) (1992~1992) (1992~1992) (1992~1992) (1992~1993)												
Project-type Technical Cooperation	Completed Projects (FY 1954-1991) Completed Projects (FY 1974-1991) Annex	41 Project(s) 27 Project(s)	Carried-over Projects Annex New Projects Annex	17 Project(s) 6 Project(s)												
Individual Experts Dispatch Program	1,982 Person(s)	<table border="0"> <tr> <td>Economic Infrastructure</td> <td>897 Person(s)</td> <td>45.26 %</td> </tr> <tr> <td>Agriculture & Forestry</td> <td>257 Person(s)</td> <td>12.97 %</td> </tr> <tr> <td>Development Planning</td> <td>197 Person(s)</td> <td>9.94 %</td> </tr> <tr> <td>Public Administration</td> <td></td> <td></td> </tr> </table>	Economic Infrastructure	897 Person(s)	45.26 %	Agriculture & Forestry	257 Person(s)	12.97 %	Development Planning	197 Person(s)	9.94 %	Public Administration			264 Person(s) Carried over New	113 Person(s) (Long-term 108 Person(s) Short-term 5 Person(s) 151 Person(s) (Long-term 47 Person(s) Short-term 104 Person(s)
Economic Infrastructure	897 Person(s)	45.26 %														
Agriculture & Forestry	257 Person(s)	12.97 %														
Development Planning	197 Person(s)	9.94 %														
Public Administration																
Mini-projects & Joint Studies	Completed Projects (FY 1977-1991) 1. Economic Development in the Indonesia and Economic Technological Cooperation with Japan 2. Interaction of Mankind and Tropical Rain Forest 3. Housing Research 4. Joint Study Project on Geology of Quaternary Environment	4 Project(s) (1977~1977) (1979~1981) (1974~1986) (1988~1991)	Carried-over Projects 1. Joint Study for Strengthening Research on Diseases of Industrial Crops in Indonesia New Projects 1. Riam Kanan Pilot Farm	1 Project(s) (1990~1992) 1 Project(s) (1992~1995)												

JICA's Activities in Republic of Indonesia

	Cumulative Data (FY 1954-1991)	Performance in FY 1992
Non-project Equipment Supply	¥ 1,418 million(s)	3 Case(s) ¥ 107 million(s) 1. Equipment for Medical Operations (43) 2. Equipment for Test on Mechanical Characteristics of Dams (56) 3. Equipment for Vocational Training for Disabilities (8)
Non-project Medical Equipment Supply	3 Case(s) ¥ 60 million(s)	1 Case(s) ¥ 20 million(s) 1. Medical Equipment (20)
Technical Training Program	General 8,386 Person(s) (Economic Infrastructure 2,125 Person(s) 25.34 % Agriculture & Forestry 1,571 Person(s) 18.73 % Mining & Industry 1,104 Person(s) 13.16 %) Youth Invitation Program 1,197 Person(s) Trainees through International Organizations 301 Person(s)	Total 768 Person(s) Carried over 99 Person(s) New 669 Person(s) General 517 Person(s) Group Training Course 188 Person(s) Individual Training Course 231 Person(s) (counterpart training 177 Person(s)) (cost-sharing type training 0 Person(s)) (special program 15 Person(s)) Training Course for Counterparts of Industrial Experts 21 Person(s) Third Country Training Program 77 Person(s) Youth Invitation Program 147 Person(s) Trainees through International Organizations 5 Person(s)
Third Country Training Program	Completed Projects(FY 1977~1991) 9 Course(s) 1. Production Technology of Petroleum and Gas (1985~1985) 2. Maritime Education and Training (1986~1986) 3. Material Science (1986~1986) 4. Livestock Hygiene (1985~1989) 5. Planting System (1986~1986) 6. International Advanced Course on Seismology and Earthquake Engineering for Building Engineers (1981~1989) 7. International Course on Diagnosis of Animal Diseases and Their Control Program (1984~1990) 8. Dietetics (Master Course) (1988~1990) 9. Third Country Training Course on Housing Strategies for Urban Low Income Groups (1987~1991)	Carried over 4 Course(s) 1. International Training Course in Irrigation Engineering (1985~1994) 2. International Training Course in Sabo Engineering (1988~1992) 3. International Training Course on Pest Surveillance and Forecasting (1990~1994) 4. International Training Course on Agricultural Extension Methodology (1990~1994) New 3 Course(s) 1. International Advanced Course on Earthquake Disaster Prevention for Building Engineers (1992~1996) 2. International Advance Course on Integrated Technology for Housing Strategy (1992~1996) 3. International Training Course on Veterinary Drug Improvement (1992~1996)
Japan Overseas Cooperation Volunteers	71 Person(s) (Human Resources Development 26 Person(s) 36.62 % Public Health & Medicine 22 Person(s) 30.99 % Welfare Economic Infrastructure 9 Person(s) 12.68 %)	Total 66 Person(s) Carried over 53 Person(s) New 13 Person(s)
Emigration Services		
Development Investment & Financial Program	44 Project(s) ¥ 15,244 million(s)	0 Project(s) ¥ million(s)
International Disaster Relief Program	FY 1985-1991 0 Case(s)	1. Earthquake 1 Case(s)

II. Annex 1 (FY 1954-1992)

Development Study	
Completed Projects (FY 1954-1991)	207 Project(s)
Completed Projects (FY 1974-1991)	170 Project(s)
1. Solo River Basin Development aftercare	(1974~1974)
2. Java Regional Study, East Java	(1974~1975)
3. Wonogiri Multipurpose Dam Project	(1974~1975)
4. Rehabilitation & Levelopment of Town Gas	(1974~1975)
5. Consolidation Program Survey of Electronic Navigation Systems	(1974~1977)
6. Sadang River Bakaru Hydropower Development Project	(1974~1977)
7. Geological Survey of Central Kalimantan	(1974~1977)
8. Central & East Java Road Betterment Project	(1975~1976)
9. Wonogiri Irrigation & Upper Solo River Improvement Project	(1975~1976)
10. Wonogiri Irrigation Project	(1975~1976)
11. Development Plan of the Banjarmasin Port	(1975~1977)
12. Ular River Improvement Project	(1975~1978)
13. Feasibility Study for Industrial Estate Project in Ujung Pandang	(1976~1976)
14. Java Regional Study : Central Java	(1976~1977)
15. Jakarta Ring Road Project	(1976~1977)
16. Expansion Project of the Bitung Port	(1976~1977)
17. Forest Inventory for Management and Logging in Central Java	(1976~1977)
18. North & West Sumatra Tourism	(1976~1978)
19. Land Erosion & Volcanic Debris Control	(1976~1979)
20. Central South Sulawesi Water Resources Development Project	(1976~1979)
21. Brantas River Basin Development Plan aftercare	(1977~1977)
22. Brantas Middle Reaches River Improvement Project aftercare	(1977~1977)
23. Shipbuilding Industry Development	(1977~1978)
24. Development Plan of the Port of Semarang - I	(1977~1978)
25. Hospital Facilities Improvement Project	(1977~1978)
26. The Construction of Urea-Plant in Aceh	(1977~1978)

JICA's Activities in Republic of Indonesia

Development Study	
27. Survey for the Construction of Bukie Asam Coalfining Thermal Power Plant	(1977~1978)
28. Riam Kanan Irrigation Project	(1977~1979)
29. The Survey for the Rehabilitation of the Ombine Coal Mine	(1977~1979)
30. Watershed Management Plan in Upper Musi Watershed South Sumatra	(1977~1980)
31. Joint Production of Common Datum Charts of the Straits of Malacca and Singapore	(1977~1982)
32. Wonogiri Irrigation & River Improvement Project (follow-up)	(1978~1978)
33. Joint Hydrographic Survey in Malacca and Singapore Straits (One Fathom Bank Area)	(1978~1978)
34. Southern Coast Development Plan, East Java	(1978~1979)
35. Removal of Sunken Vessels	(1978~1979)
36. Expansion Project of the Port of Balikpapan	(1978~1979)
37. Borobudur Prambanan National Archeological Parks	(1978~1979)
38. Jakarta-Merak Highway Project : Jakarta/Tongerang Freeway Financial Study aftercare	(1978~1979)
39. Medan Area Transportation	(1978~1980)
40. Low Cost Housing Project in Cengkareng	(1978~1980)
41. Improvement of Telephone Network in the city of Jakarta	(1978~1980)
42. Feasibility Study for the Maung Hydroelectric Power Development	(1978~1980)
43. Data Bank Program on Energy Supply and Consumption	(1978~1980)
44. Lower Jeneberang River Flood Control Project	(1978~1981)
45. Feasibility Study on the Komering- I Irrigation Development Project	(1978~1981)
46. Survey for the Petroleum Exploration and Production Data Bank System	(1978~1981)
47. Small & Medium-sized Town Water Supply Projects in Sulawesi	(1979~1980)
48. Reinforcement & Expansion Plan of P.T. Iki Makassar Shipyard	(1979~1980)
49. Madlun River Urgent Improvement Project	(1979~1980)
50. Telecommunication Network in Developing Areas Surrounding Medan & Pandang	(1979~1980)

H. Annex 2 (FY 1954-1982)

Development Study	
51. Local Roads Support Works in Seven Provinces	(1979-1980)
52. Lang keme Irrigation Project	(1979-1980)
53. North Sumatra Transmission Line Project	(1979-1980)
54. Urban/Suburban Railway Transportation in "Jabotabek" Area	(1979-1981)
55. Development Project of the Port of Sorong	(1979-1981)
56. Jakarta bay Road Project	(1979-1981)
57. Geological Survey of West Kalimantan	(1979-1981)
58. Long Term Development Plan of Maritime Communication System	(1980-1980)
59. Long Term Development Plan of Maritime Communication System	(1980-1981)
60. Padang Airport Development	(1980-1981)
61. Establishment Program of Medan Foundry Center	(1980-1981)
62. Ombilin Coal Mine Rehabilitation Project	(1980-1981)
63. Bila Irrigation Project	(1980-1982)
64. Asahan No.1 and No.3 Hydroelectric Power Development Project	(1980-1982)
65. Riam Kiwa Hydroelectric Power Development Project	(1980-1982)
66. Lempur Geothermal Development Project	(1980-1983)
67. Local Condom Production Project	(1981-1981)
68. Electrification Project of Main Railway Lines in Java	(1981-1982)
69. Urban Development Planning on Cerbang Ketosusila Region (Surabaya Metropolitan Area)	(1981-1982)
70. Telecommunications Network Development in the Eastern Part	(1981-1982)
71. Bali International Airport Development	(1981-1982)
72. Postharvest Losses	(1981-1982)
73. Rice Pest Forecasting & Control Project	(1981-1982)
74. Rice Seed Production and Distribution Project	(1981-1982)
75. Sanrego Irrigation Project	(1981-1982)
76. Technical Cooperation for the Energy Supply Demand Planning System	(1981-1982)
77. The Master Plan Study for Strengthening of Data Processing & Information of Trade & Cooperatives	(1981-1982)

JICA's Activities in Republic of Indonesia

Development Study	
78. North Banten Water Resources Development Project	(1981-1983)
79. Long-Term Development Programs of International Telecommunications	(1981-1983)
80. Urban Renewal Housing Project in Jakarta	(1981-1983)
81. K-C-C Irrigation Development Project	(1981-1983)
82. Kotapanjang Hydroelectric Power	(1981-1983)
83. Volcanic Pebris Control and Water Conservation Project in the South-Eastern Slope of Mt. Semeru	(1981-1984)
84. Development Project of Domai Port	(1982-1983)
85. Padang Area Flood Control Project	(1982-1983)
86. Integrated Radio and Television Development	(1982-1983)
87. Nusa Tenggara Terrestrial Transmission Network	(1982-1983)
88. Medan-Colombo Submarine Cable System	(1982-1983)
89. Development of Sugarcane Molasses Fermentation Industry	(1982-1983)
90. Water Supply Development Project in Jakarta	(1982-1984)
91. Urban/Suburban Railway Transportation in the "JABOTABEK" Area (Detailed Design on the New Railway Line for Cengkareng Airport)	(1982-1984)
92. Urban/Suburban Railway Transportation in the "JABOTABEK" Area (Grade Separated Crossing in Manggari Station, Teach Addition & Other Improvements on Merak Line & Track Addition & Other Improvement on Tangerang Line)	(1982-1984)
93. Cooperative Mineral Exploration of Northern Sumatra (Tin, Gold, Copper, Lead, Zinc)	(1982-1984)
94. Urban/Suburban Railway Transportation in the "JABOTABEK" Area (Railway Improvement in the Kampung Bandan Station Area)	(1982-1985)
95. Topographic Mapping Project in the Upstream Area of the Negara River Basin	(1982-1985)
96. Mosaic Photo-Map of the Downstream Area in the Negara River Basin	(1982-1985)
97. Master Plan on the Development of Aids to Navigation System	(1983-1984)
98. Renun Hydroelectric Power Development Project	(1983-1984)

II. Annex 3 (FY 1984-1992)

Development Study	
99. East Java Power Expansion Project	(1983~1984)
100. Plant (Paper and Pulp) Renovation	(1983~1984)
101. Renovation of Caustic Soda Plant of P.T. Industry Soda Indonesia	(1983~1984)
102. Rural Telecommunication Network	(1983~1985)
103. Water Supply Development Project in Ujung Pandang	(1983~1985)
104. Widas Flood Control and Drainage Project	(1983~1985)
105. Karian Multipurpose Dam Construction Project	(1983~1985)
106. Airport Development Project in Central Java and Jogjakarta	(1984~1986)
107. Plant (Spinning Mill) Renovation	(1984~1984)
108. Development of Plant Processing Equipments Industry	(1984~1984)
109. Lower Asahan River Basin Development Project	(1984~1985)
110. Local Road Development Project	(1984~1985)
111. Regional Development Project in the Western Part of Java	(1984~1985)
112. Improvement Project on Telephone Network in Medan, Semarang and Solo	(1984~1985)
113. Thermal Power Plant Renovation Project	(1984~1985)
114. Development Plan of the Port of Semarang II	(1984~1986)
115. Surabaya-Banjarmasin Submarine Cable Project	(1984~1986)
116. Electric Power System Development Program in Central Sumatra	(1984~1986)
117. Arterial Road System Development in the Jakarta Metropolitan Area	(1984~1987)
118. Solid Waste Management System Improvement Project in Jakarta City	(1984~1987)
119. National Iron and Steel Development for the Second Generation	(1984~1987)
120. Batang Kumu Irrigation Project	(1984~1988)
121. Effective Utilization of Banko Coal	(1984~1988)
122. Lower Asahan River Basin Development Project	(1984~1990)
123. Development of Linkage-type Industries	(1985~1985)
124. Plant (Cep Oil Refinery) Renovation	(1985~1985)
125. Plant Renovation (Jakarta Foundry Center)	(1985~1985)
126. Development of Telecommunication System	(1985~1986)
127. Renovation of Medari Fabric Factory	(1985~1986)

JICA's Activities in Republic of Indonesia

Development Study	
128. Regional Development Project in the Western Part of Java	(1985~1986)
129. Runau Hydroelectric Power Development Project	(1985~1987)
130. Mineral Resources Exploration	(1985~1987)
131. Future Demand of Inter-island Traffic	(1986~1987)
132. Trans-Sumatra Terrestrial Digital Transmission System	(1986~1987)
133. Upgrading of Dayeuhkolot Workshop	(1986~1987)
134. Master Plan for the Development of Maritime Search and Rescue and Prevention of Marine Accidents	(1986~1988)
135. Flood Control Plan of the Upper Citarum Basin	(1986~1988)
136. Disaster Prevention Project in Southeastern Slope of Mt. Galunggung	(1986~1988)
137. Kalimantan-Sulawesi Submarine Cable System I · II	(1986~1988)
138. Karinci Geothermal Development Project	(1986~1989)
139. Ayung Hydroelectric Power Development Project	(1986~1989)
140. Multiplication and Distribution of Improved Soybean Seed and Seed Potato	(1987~1987)
141. Ujung Pandang Area Highway Development Study	(1987~1988)
142. Urgent Bali Beach Conservation Project	(1987~1988)
143. Implementation of Intra-City Digital Microwave Subscriber System	(1987~1988)
144. Feasibility Study on Utilization of Small Scale Natural Gas in Jambi Province	(1987~1988)
145. Feasibility Study on Cipsang Hydroelectric Power Development Project	(1987~1988)
146. Feasibility Study on Establishment of Testing Laboratory & Quality Improvement	(1987~1988)
147. Feasibility Study on Establishment of the Center for Industrial Technology Information	(1987~1988)
148. Integrated Regional Development Plan for Northern Part of Sumatra	(1987~1989)
149. Long-Term & Plan for Telecommunications Network in Jabocabek Area	(1987~1989)
150. Kemayoran Urban Housing Development Project	(1987~1989)

II. Annex 4 (FY 1984-1992)

Development Study	
151. Cikampek Cirebon Tollway Project	(1987~1989)
152. Negara River Basin Overall Irrigation Development Plan	(1987~1989)
153. Feasibility Study on Industrial Plantation Forest	(1987~1989)
154. Chidanau and Chibanten Water Resources Development	(1987~1990)
155. Feasibility Study on Sipansihaporas Hydroelectric Power Development Project	(1987~1990)
156. Maintenance and Dredging of Access Channel of Banjarmasin Port	(1987~1990)
157. Integrated Transportation System Improvement by Railway and Feeder Services in Jabotubek Area	(1987~1990)
158. Improvement of Rice Post Harvest & Marketing in Farmer Groups	(1988~1989)
159. Bogor-Bandung Road Project	(1988~1990)
160. Airport Maintenance and Rehabilitation	(1988~1990)
161. Urban Drainage and Waste Water Disposal Project in the City of Jakarta	(1988~1990)
162. Feasibility Study on Air Selagan Irrigation Project in Bengkulu Province	(1988~1990)
163. Radio and Television Development Project	(1988~1989)
164. Mineral Exploration, Rare Metal and Rare Earth Metal Exploration in the Pegunungan Tigapuluh Area	(1989~1990)
165. Telecommunications Network in Surabaya and Surrounding Area	(1989~1990)
166. Surabaya-Mojokerto Toll Road Project	(1989~1991)
167. Belawan-Padang Integrated River Basin Development	(1989~1991)
168. Nias Island Irrigated Agriculture Development Project	(1989~1991)
169. Industrial Sub-sector Development in the Republic of Indonesia	(1988~1991)
170. Rehabilitation of Cipadung and Banjaran Spinning Mills, PT Industry Sandarg	(1990~1991)

JICA's Activities in Republic of Indonesia

Development Study	
Carried-over Projects (FY 1992)	21 Project(s)
1. Chindanau and Chibanten Water Resources Development	(1989~1992)
2. IKK System Water Supply Project in Provinces of Central Java, East Java and Bali	(1989~1992)
3. Wastewater Disposal for Denpasar	(1990~1992)
4. The Integrated Regional Development Plan for the Southern Part of Sumatra	(1990~1992)
5. Nation Wide Ferry Service Routes	(1990~1992)
6. Coastal Roads in East Coast of Sumatra	(1990~1992)
7. Land Development Project-Improvement of Land and Irrigation System at Farm Level	(1989~1992)
8. Rokan River Basin Overall Irrigation Development Plan Study	(1990~1992)
9. Wampu Hydroelectric Power Development Project	(1989~1992)
10. Telecommunications Network Development Plan for REPELITA--VI	(1991~1992)
11. Solid Waster Management Improvement for Surabaya City	(1990~1993)
12. Upland Plantation and Land Development at Chitarik Watershed	(1990~1993)
13. Utilization of Photovoltaic Hybrid System in Rural Areas	(1988~1993)
14. Mine Mouth Coal Fired Power Plant in South Sumatra	(1990~1993)
15. Mineral Exploration in Toraja Area	(1991~1993)
16. Upper Cisokan Pumped-Strage Hydroelectric Power Development Project	(1991~1994)
17. Rural Electrification in Aceh & North Sumatra Provinces	(1991~1994)
18. Integrated Sea Transportation Development Plan	(1991~1994)
19. Water Resources Development and Feasibility Study for Urgent Flood Control and Urban Drainage for Semarang City and Suburbs	(1991~)
20. Formulation of Irrigation Development Program	(1991~1993)
21. Coastal Resources Inventory Management & Development	(1991~1994)
New Projects (FY 1992)	6 Project(s)
1. Urban Arterial Road System Development (F/S)	(1992~)
2. Ciujun-Cidurian Integrated Water Resources (F/S)	(1992~)
3. Gillirang Irrigation Project (F/S)	(1992~)
4. Land Rehabilitation Plan of Semi Arid Zone in East Nusa Tenggara (M/P)	(1992~)
5. Development of Legal Metrology System	(1992~)
6. Electric Power Development (M/P)	(1992~)

II. Annex 5 (FY 1954-1992)

Project-type Technical Cooperation	
Completed Projects (FY 1954-1991)	41 Project(s)
Completed Projects (FY 1974-1991)	27 Project(s)
1. Central Biological Research Institute	(1975~1981)
2. Sericultural Development Project in South Sulawesi	(1975~1984)
3. Project on South Sulawesi Regional Agriculture Development Planning	(1976~1982)
4. Animal Health Improvement Program	(1977~1984)
5. Agricultural Products Processing Pilot Plant Project	(1977~1984)
6. Promotion of Health in North Sumatra	(1978~1988)
7. Mountain Logging Practice Project	(1978~1982)
8. Technical Cooperation on the Development of Building Materials	(1978~1983)
9. Mariculture Research and Development	(1978~1985)
10. Research on Strengthening of Legumes in Relation to Cropping System	(1978~1985)
11. Nursing Education	(1978~1985)
12. Middle Level Agricultural Technician Training Project	(1978~1987)
13. Trial Plantation Project in Bunakat, South Sumatra	(1979~1987)
14. Remote Sensing Engineering Project	(1980~1986)
15. Plant Protection Project	(1980~1986)
16. Construction Guidance Service Center	(1981~1987)
17. Sumatra Chemical Industry Training and Development Center	(1981~1989)
18. Biomass Energy Research and Development Center	(1982~1986)
19. Center for Vocational and Extension Service Training	(1982~1990)
20. Drug Quality Control	(1983~1988)
21. Volcanic Sabo Technical Center	(1982~1989)
22. Veterinary Drug Control Project	(1984~1990)
23. Tropical Rain Forest Research Project	(1984~1989)
24. Strengthening of Pioneering Research for Palawija Crop Production - III	(1986~1990)
25. Telephone Outside Plant Maintenance and Training Center	(1986~1990)
26. Food Crops Protection Project Phase II	(1987~1991)
27. Research & Development of Indonesian Low Grade Nickel Laterites	(1987~1991)

JICA's Activities in Republic of Indonesia

Project-type Technical Cooperation	
Carried-over Projects (FY 1992)	17 Project(s)
1. Radio and Television Training Center	(1983~1992)
2. ASEAN Project on Characterization of Polymeric Materials	(1987~1992)
3. Academic Development of the Graduate Program at the Faculty of Agricultural Engineering and Technology, Institute Pertanian Bogor	(1988~1992)
4. Electronic Engineering Polytechnic Institute	(1987~1993)
5. Image Processing Laboratory for Oil and Gas Study	(1989~1994)
6. Higher Education Development Support Project-HEDS	(1990~1995)
7. Fundamental Technology Transfer Project for Production of Live Attenuated Measles and Poliomyelitis Vaccines	(1989~1994)
8. Family Planning and Maternal and Child Health	(1989~1994)
9. Strengthening of Artificial Insemination Center Project	(1986~1994)
10. Remote Sensing Engineering Project Phase II for the Development of Agricultural Infrastructure	(1988~1993)
11. Forest Conservation Project in South Sulawesi	(1988~1993)
12. Strengthening the Research and Development of Coastal Aquaculture Project	(1988~1993)
13. Tropical Rain Forest Research Project Phase II	(1989~1994)
14. Integrated Agricultural and Rural Development Project in Southeast Sulawesi Province	(1990~1995)
15. Export Training Center : IETC	(1988~1993)
16. Water Supply and Environmental Sanitation Training Center	(1991~1995)
17. Center for Development of Appropriate Agricultural Engineering Technology	(1987~1993)
New Projects (FY 1992)	6 Project(s)
1. Sabo Technical Center Project	(1992~1997)
2. CEVEST Vocational Training Center Development	(1992~1997)
3. Forest Tree Improvement	(1992~1997)
4. Environmental Management Center	(1992~1997)
5. Modernization of Perumka's Education and Training System in Jabotabek	(1992~1997)
6. Seed Potato Multiplication and Training Project	(1992~1997)

Capital Assistance to Republic of Indonesia

III. Performance of Capital Assistance

	Grant Aid		Loan Aid	
	Number of Projects Implemented and Major Projects	Disbursement (¥100millions)	Number of Projects Implemented and Major Projects	Disbursement (¥100millions)
Cumulative Data (-FY1986)	86 Project(s)	816.90	371 Project(s)	13,293.09
FY 1987	7 Project(s) 1. Aid for Increased Food Production 2. Project for Indonesia Export Training Center 3. Project for Pest & Diseases Forecasting and Control 3/3 4. Project for the Metallurgical Laboratory for Laterite 5. Construction of the Facilities for Strengthening Pioneering Research for Palawija Crops Production etc.,	82.67 (23.00) (20.24) (19.78) (14.83) (3.87)	9 Project(s) 1. Commodity Loan 2. Local Currency Cost Financing of the Project 3. JABOTABEK Area Railway Project (Construction of Central Line Track Elevation project) · I-6 4. Rural Roads Support Works Project · II 5. Enhancement of Radio and Television Network · II (Equipment Supply) etc.,	880.00 (271.66) (135.83) (135.65) (128.82) (86.03)
FY 1988	11 Project(s) 1. Aid for Increased Food Production 2. Project for the Construction of the Water Supply and Environmental Sanitation Training Center 3. Project for the Establishment of the Training Facility for Integrated Improvement of Post Harvest and Quality of Rice 4. Project for Malaria Control Program · 1/4 5. Project for the Improvement of the Equipment for the Emergency Medical Services etc.,	71.50 (23.00) (11.14) (8.45) (7.08) (5.89)	16 Project(s) 1. Sector Program Loan 2. Commodity Loan 3. Road Rehabilitation Project 4. Local Currency Cost Financing of the Project 5. Local Currency Cost Financing of the Project etc.,	1,976.29 (724.00) (381.00) (295.38) (125.02) (118.55)
FY 1989	15 Project(s) 1. Aid for Increased Food Production 2. Project for the Construction of the Facilities for Live Attenuated Oral Poliomyelitis and Measles Vaccine Production 3. Project for the Improvement of the Institute of Human Institute of Human Settlements · 1/2 4. Project for the Construction of the Emergency Hospital at Bali 5. Project for the Improvement of the Equipment for the Strengthening of the Animal Production and Health Institution etc.,	81.53 (17.00) (20.75) (14.41) (13.36) (5.44)	14 Project(s) 1. Parallel Co-Finance with the Private Sector Development Loan from the World Bank 2. Sector Program Loan 3. Rehabilitation of Irrigation Schemes and Flood Alleviation Works Project 4. Second Roads Rehabilitation Project in Nine Provinces 5. ASEAN-Japan Development Fund etc.,	1,784.07 (455.00) (325.00) (215.18) (210.40) (193.96)

Capital Assistance to Republic of Indonesia

III. Performance of Capital Assistance

	Grant Aid		Loan Aid	
	Number of Projects Implemented and Major Projects	Disbursement (¥100millions)	Number of Projects Implemented and Major Projects	Disbursement (¥100millions)
FY 1990	<p>14 Project(s)</p> <p>1. Aid for Increased Food Production</p> <p>2. Project for the Construction of the Facilities for Live Attenuated Oral Poliomyelitis and Measles Vaccine Production 2/2</p> <p>3. Pilot Project for Multiplication and Distribution of High Quality Seed Potato</p> <p>4. Project for the expansion of Multimedia Training Center</p> <p>5. Project for the Improvement of the Institute of Human Settlements 2/2</p> <p>etc.,</p>	<p>83.09</p> <p>(18.50)</p> <p>(16.64)</p> <p>(9.41)</p> <p>(8.30)</p> <p>(7.16)</p>	<p>17 Project(s)</p> <p>1. Parallel Co-Finance with the Private Sector Development Loan from the World Bank</p> <p>2. Sector Program Loan</p> <p>3. Local and Urban Road Development Project</p> <p>4. Kotapanjang Hydroelectric Power and Associated Transmission Line Project - I</p> <p>5. Professional Human Resource Development Project</p> <p>etc.,</p>	<p>1,815.82</p> <p>(381.225)</p> <p>(381.225)</p> <p>(167.72)</p> <p>(125.00)</p> <p>(124.39)</p>
FY 1991	<p>19 Project(s)</p> <p>1. Non-Project Grand Aid</p> <p>2. Project for the Improvement of IKK's Rural Water Supply in Sulawesi Island</p> <p>3. Project for the construction of National Medical Center for Infectious Diseases</p> <p>4. Project for the establishment of Environmental Management Center</p> <p>5. Project for the Improvement of the Equipment of Higher Education Development Support</p> <p>etc.,</p>	<p>96.87</p> <p>(20.00)</p> <p>(9.63)</p> <p>(9.63)</p> <p>(8.88)</p> <p>(8.64)</p>	<p>20 Project(s)</p> <p>1. Sector Program Loan</p> <p>2. Kotapanjang Hydroelectric Power and Associated Transmission Line Project - II</p> <p>3. Java Bali Power Transmission Line and Substation Project (East Java)</p> <p>4. Renun Hydroelectric Power and Associated Transmission Line Project - I</p> <p>5. Mount Kelud Urgent Volcanic Disaster Mitigation Project</p> <p>etc.,</p>	<p>1,612.46</p> <p>(675.20)</p> <p>(175.25)</p> <p>(76.71)</p> <p>(54.60)</p> <p>(32.46)</p>

Background Information

1. Basic Data

Country	India
---------	-------

Land Area	3,288 thousand km ²	GDP	\$ 221,925 millions (1991)	Principal Exports	Gen. Jewelry, Clothing, Machinery
Population	849.64 millions (1991)	GNP per capita	\$ 330 (1991)	Exports to Japan	\$ 2,037 millions (1992)
Date of Independence	August 15, 1947	Sectoral Distribution of GDP	Agri. 31 %, Min. & Indus. 27 % Services 41 % (1991)	Imports from Japan	\$ 1,487 millions (1992)
Regime	Federal Republic			Gross International Reserves	\$ 7,616 millions (1991)
Ethnic Composition	Indo-Aryan (majority) Dravidian, Mongoloid, etc.,	Sectoral Distribution of Employment	Agri. 62 %, Min. & Indus. 11 % Services 27 % (1989~1991)	Total External Debt	\$ 71,557 millions (1991)
				Religion, Language	Hindu, Muslim, Christianity / Hindi, English
Currency, Exchange Rate	1US\$=3.1875 Rs (1993. 4)	Merchandise Trade	Exports \$ 20,492 millions (1992)	Net ODA Receipts (as % of GNP)	1.1 % (1991)
			Imports \$ 21,687 millions (1992)		

2. The Flow of Japan's Bilateral ODA to India

(Net Disbursements: \$ millions)

	Technical Cooperation			Grant Aid			Loan Aid			Total		
	Total	Ranking		Total	Ranking		Total	Ranking		Total	Ranking	
		A	B		A	B		A	B		A	B
1989	10.41	24	6	24.58	19	6	222.15	5	1	257.23	6	1
1990	11.2	24	6	22.17	19	7	53.38	16	2	87.26	16	4
1991	13.7	23	6	25.79	18	7	852.09	2	1	891.05	2	1

A : Place of India among Japan's ODA Recipients

B : Place of Japan's Bilateral ODA to India among DAC Countries

3. Economic Cooperation of DAC Countries to India (1991)¹⁾

(Net Disbursements: \$ millions)

	Grants (1)		Loans (2)	Total ODA Net (1)+(2)=(3)	Other Offcl. & Private Flows (4)	Total Eco. Coop. Net (3)+(4)=(5)
		Tech. Coop.				
Bilateral Assis. ¹⁾ Major Donor Coun.	725.5 (100.0%)	245.8 (100.0%)	1,065.1 (100.0%)	1,790.6 (100.0%)	246.9	2,037.5
① Japan	39.0 (5.4%)	13.2 (5.4%)	852.1 (80.0%)	891.1 (49.8%)	177.0	1,068.1
② Germany	57.7 (8.0%)	36.5 (14.8%)	204.9 (19.2%)	262.7 (14.7%)	113.2	375.9
③ U. K.	125.0 (17.2%)	49.0 (19.9%)	-17.8 (-1.7%)	148.6 (8.3%)	-13.2	135.4
④ Netherlands	89.6 (12.4%)	43.3 (17.6%)	33.0 (3.1%)	122.6 (6.8%)	3.4	126.0
Multilat. Assis. Major Donors	176.6 (100.0%)	91.7 (100.0%)	808.5 (100.0%)	985.1 (100.0%)	1,317.4	2,302.5
① IDA				814.0 (82.6%)	—	814.0
② WFP				45.5 (4.6%)	—	45.5
Others	0.1	—	-8.8	-8.8	—	-8.8
Total	902.2	337.5	1,864.8	2,767.0	1,564.2	4,331.2

¹⁾ Calendar year²⁾ Figures are ranked according to ODA Net Disbursements

4. Agreement on Technical Cooperation, etc.

(1) Agreement on Tech. Coop.; Signed on
 (2) E/N on Dispatching JOCV; Signed on 1966. 8.12

5. Agencies Responsible for Coordinating Assistance

Tech. Coop. : }
 Grant Aid : } Ministry of Finance
 JOCV : }

JICA's Activities in India

II. Performance (FY 1954-1991)

	Cumulative Data (FY 1954-1991)				Performance in FY 1992											
Technical Cooperation Disbursement	¥ 9,232 million(s)				¥ million(s)											
Improvement of Aid Efficiency & Effectiveness	Project Identification Study	4 Case(s)	Project Identification Study	0 Case(s)	Project Formulation Study	5 Case(s)	Project Formulation Study	1 Case(s)	Project Formulation Advisor	2 Person(s)	Project Formulation Advisor	0 Person(s)	Local Technical Advisor	0 Person(s)	Local Technical Advisor	0 Person(s)
Development Study	Completed Projects (FY 1954-1991)	9 Project(s)	Completed Projects (FY 1974-1991)	7 Project(s)	Carried-over Projects	3 Project(s)	1. The Solvent Refined Coal Development Project in India (1989~1991)	2. HMT Restructuring and Development program (1990~1992)	3. The Transport Infrastructure Development Project (1990~1992)	New Projects	1 Project(s)	1. Industrial Model Town (M/P) (1992~1993)				
Basic Design Study for Grant Aid	Completed Projects (FY 1974-1991)	6 Project(s)			Carried-over Projects	2 Project(s)	1. Project for Construction of fishing Vessels for Deep Sea and Offshore Fisheries (1991~1992)	2. Project for Improvement of Educational Media Production Facilities of Indira Gandhi National Open University (1991~1992)		New Projects	2 Project(s)	1. Project for Exploitation of Ground Water (1992~1992)	2. Project for Augmentation of the Health Care and Health Education in the Institute of Medical Sciences, Banaras Hindu University (1992~1992)			
Project-type Technical Cooperation	Completed Projects (FY 1954-1991)	8 Project(s)	Completed Projects (FY 1974-1991)	1 Project(s)	Carried-over Projects	2 Project(s)	1. Sanjai Gandhi Post Graduate Institute of Medical Science (1990~1995)	2. Bivoltine Sericulture Technology Development Project (1991~1996)		New Projects	0 Project(s)					
Individual Experts Dispatch Program	104 Person(s)	Agriculture & Forestry 35 Person(s) 33.65 % Fisheries 23 Person(s) 22.12 % Economic Infrastructure 16 Person(s) 15.38 %			6 Person(s) Carried over	0 Person(s)	Long-term 0 Person(s) Short-term 0 Person(s)	New	6 Person(s)	Long-term 1 Person(s) Short-term 5 Person(s)						
Mini-projects & Joint Studies	Completed Projects (FY 1977-1991)	0 Project(s)			Carried-over Projects	0 Project(s)				New Projects	0 Project(s)					

JICA's Activities in India

	Cumulative Data (FY 1954-1991)		Performance in FY 1992	
Non-project Equipment Supply		¥ 157 million(s)	0 Case(s)	¥ million(s)
Non-project Medical Equipment Supply	1 Case(s)	¥ 30 million(s)	0 Case(s)	¥ million(s)
Technial Training Program	General 2,225 Person(s) (Agriculture & Forestry 540 Person(s) 24.27 % Economic Infrastructure 444 Person(s) 19.96 % Development Planning 382 Person(s) 17.17 % Public Administration)		Total	156 Person(s)
	Youth Invitation Program 30 Person(s) Trainees through International Organizations 352 Person(s)		Carried over	15 Person(s)
Third Country Training Program	Completed Projects(FY 1977~1991)	0 Course(s)	New	141 Person(s)
			General	103 Person(s)
Japan Overseas Cooperation Volunteers	131 Person(s) (Agriculture & Forestry 84 Person(s) 64.12 % Human Resources Development 17 Person(s) 12.98 % Public Health & Medicine 11 Person(s) 8.40 % Welfare)		Group Training Course	51 Person(s)
			Individual Training Course (counterpart training	41 Person(s)
Emigration Services			(cost-sharing type training	12 Person(s)
Development Investment & Financial Program	0 Project(s)	¥ million(s)	(special program	1 Person(s)
			Third Country Training Program	11 Person(s)
International Disaster Re- lief Program	FY 1985-1991	0 Case(s)	Youth Invitation Program	29 Person(s)
			Trainees through International Organizations	9 Person(s)
			Carried over	0 Course(s)
			New	0 Course(s)
			Total	0 Person(s)
			Carried over	0 Person(s)
			New	0 Person(s)

Capital Assistance to India

III. Performance of Capital Assistance

	Grant Aid		Loan Aid	
	Number of Projects Implemented and Major Projects	Disbursement (¥100millions)	Number of Projects Implemented and Major Projects	Disbursement (¥100millions)
Cumulative Data (-FY1986)	38 Project(s)	346.13	55 Project(s)	7,644.85
FY 1987	6 Project(s) 1. Debt Relief 2. Aid for Increased Food Production 3. Project for the Improvement of Medical Equipment for Sanjay Gandhi Postgraduate Institute·2/2 4. Fishery Survey Vessel Building Project 5. Project for the Improvement of Medical Equipment of Regional Cancer Centers·1/3 etc.,	49.91 (12.55) (6.00) (13.46) (9.11) (5.08)	10 Project(s) 1. Commodity Loan 2. Srisaïlm Left Bank Hydro Power Station Project· I 3. Anpara'B' Thermal Power Station Construction Project 4. Assam Gas Power Station and Transmission Line Construction Project· II 5. Garakhpur Fertilizer Plant Revamping/Rehabilitation Project etc.,	979.77 (295.00) (261.01) (142.95) (135.52) (26.35)
FY 1988	5 Project(s) 1. Debt Relief 2. Aid for Increased Food Production 3. Project for the Improvement of Medical Equipment of Regional Cancer Centers·2/3 4. Project for the Improvement of Educational Technology Equipment of the Indira Gandhi National Open University 5. Audio-Visual Equipment to the Indira Gandhi National Art Center	30.02 (11.09) (6.00) (6.41) (6.11) (0.41)	10 Project(s) 1. Raichur Thermal Power Station Expansion Project 2. Small Scale Industries Development Project· I 3. Ghatghar Pumped Storage Project 4. Ramgundam Fertilizer Plant Rehabilitation Project 5. Modernization Project of Burnpur Steel Works (E/S) etc.,	933.80 (231.42) (195.00) (114.14) (111.32) (55.46)
FY 1989	11 Project(s) 1. Debt Relief 2. Aid for Increased Food Production 3. Project for the Improvement of Medical Equipment of Regional Cancer Centers·3/3 4. Development of Ground Water·1/2 5. Improvement of Fire-Fighting and Rescue Equipment·1/2 etc.,	31.12 (9.73) (6.00) (6.16) (5.00) (3.70)	9 Project(s) 1. Electric Power Supply Systems Improvement & Small Hydro-Electric Power Plants 2. Anpara Power Transmission System Project· II 3. Integrated Land Use Management Project in Kaataka State 4. Gandhar Gas-Based Combined Cycle Power Project· I 5. Basin-Bridge Gas Turbine Project etc.,	911.64 (243.79) (193.18) (160.50) (130.46) (114.50)
FY 1990	12 Project(s) 1. Debt Relief 2. Aid for Increased Food Production 3. Project for the Improvement of Educational Program 4. Production Equipment of Broadcast in Jamia Millia Islamia University 5. Improvement of Fire-Fighting and Rescue Equipment·2/2 etc.,	36.22 (8.41) (6.00) (9.81) (4.01) (3.76)	6 Project(s) 1. Anpara'B' Thermal Power Station Construction Project· III 2. Small Scale Industries Development Project· II 3. Quality Control of Health Technologies Project 4. Afforestation and Pasture Development Project along Indira Gandhi Canal Area 5. Teesta Canal Hydro-Electric Project· II etc.,	1,048.26 (498.01) (300.00) (79.64) (78.69) (62.22)

Capital Assistance to India

III. Performance of Capital Assistance

	Grant Aid		Loan Aid	
	Number of Projects Implemented and Major Projects	Disbursement (¥100millions)	Number of Projects Implemented and Major Projects	Disbursement (¥100millions)
FY 1991	10 Project(s) 1. Project for Providing Equipment for the Government College of Engineering, Pune 2. Debt Relief 3. Aid for Increased Food Production 4. Audio-visual equipment for producing teaching materials of Japanese Language to the Jawaharlal Nehru University 5. Small-Scale Grant Aid (6 projects)	20.99 (7.19) (7.12) (6.00) (0.45) (0.23)	7 Project(s) 1. Gandar Gas Based Combined Cycle Power Project - II 2. Commodity Loan 3. Small-scale Industries Development Program - III 4. Afforestation Project in Aravali Hills 5. Urban City Water Supply Project etc.,	1,065.94 (425.59) (202.56) (202.56) (80.85) (67.88)

I. Background Information
1. Basic Data

Country	Kingdom of Thailand
---------	---------------------

Land Area	513 thousand km ²	GDP	\$ 93,310 millions (1991)	Principal Exports	Textile Product, Food Gen. Machine
Population	56.92 millions (1991)	GNP per capita	\$ 1,570 (1991)	Exports to Japan	\$ 5,252 millions (1991)
Date of Independence	A.D.13c.	Sectoral Distribution of GDP	Agri. 12 %, Min. & Indus. 39 % Services 49 % (1991)	Imports from Japan	\$ 9,431 millions (1991)
Regime	Constitutional Monarchy			Gross International Reserves	\$ 18,393 millions (1991)
Ethnic Composition	Thai, Chinese, etc.,	Sectoral Distribution of Employment	Agri. 70 %, Min. & Indus. 11 % Services 19 % (1989~1991)	Total External Debt	\$ 35,828 millions (1991)
Religion, Language	Buddhism / Thai			Debt Service Ratio	13.1 % (1991)
Currency, Exchange Rate	1US\$=25.205 B (1993. 4)	Merchandise Trade	Exports \$ 27,562 millions (1991)	Net ODA Receipts (as % of GNP)	0.8 % (1991)
			Imports \$ 37,518 millions (1991)		

2. The Flow of Japan's Bilateral ODA to Thailand

(Net Disbursements; \$ millions)

	Technical Cooperation			Grant Aid			Loan Aid			Total		
	Total	Ranking		Total	Ranking		Total	Ranking		Total	Ranking	
		A	B		A	B		A	B		A	B
1989	96.69	3	1	107.78	3	1	284.38	3	1	488.85	3	1
1990	96.34	3	1	76.02	3	1	246.21	6	1	418.57	4	1
1991	100.82	3	1	50.03	5	1	254.32	9	1	406.17	8	1

A : Place of Thailand among Japan's ODA Recipients

B : Place of Japan's Bilateral ODA to Thailand among DAC Countries

3. Economic Cooperation of DAC Countries to Thailand (1991)¹⁾

(Net Disbursements; \$ millions)

	Grants		Loans (2)	Total ODA Net (1)+(2)=(3)	Other Offci. & Private Flows (4)	Total Eco. Coop. Net (3)+(4)=(5)
	(1)	Tech. Coop.				
Bilateral Assis. ²⁾ Major Donor Coun.	316.2 (100.0%)	203.9 (100.0%)	323.1 (100.0%)	639.3 (100.0%)	3,000.9	3,640.2
① Japan	151.9 (48.0%)	100.8 (49.4%)	254.3 (78.7%)	406.2 (63.5%)	2,129.2	2,535.4
② France	6.7 (2.1%)	6.7 (3.3%)	58.2 (18.0%)	64.9 (10.1%)	103.8	168.7
③ Germany	31.2 (9.9%)	23.9 (11.7%)	18.6 (5.8%)	49.8 (7.8%)	359.1	408.9
④ Australia	30.1 (9.5%)	20.2 (9.9%)	-- ()	30.1 (4.7%)	21.6	51.7
Multilat. Assis. Major Donors	94.4 (100.0%)	52.8 (100.0%)	-7.1 (100.0%)	87.3 (100.0%)	-140.4	-53.1
① UNHCR				32.0 (36.7%)		32.0
② WFP				27.6 (31.6%)		27.6
Others	--	--	-5.6	-5.6		-5.6
Total	410.6	256.7	310.4	721.0	2,860.5	3,581.5

4. Agreement on Technical Cooperation, etc.

(1) Agreement on Tech. Coop.; Signed on 1981.11. 5
(2) E/N on Dispatching JOCV; Signed on 1981. 1.19

5. Agencies Responsible for Coordinating Assistance

Tech. Coop :
Grant Aid : } Office of Prime Minister, Department
JOCV : } of Technical and Economic Cooperation (DTEC)

¹⁾ Calendar year

²⁾ Figures are ranked according to ODA Net Disbursements

JICA's Activities in Kingdom of Thailand

II. Performance (FY 1954-1991)

	Cumulative Data (FY 1954-1991)		Performance in FY 1992																			
Technical Cooperation Disbursement	¥ 99,384 million(s)		¥ million(s)																			
Improvement of Aid Efficiency & Effectiveness	Project Identification Study Project Formulation Study Project Formulation Advisor Local Technical Advisor	4 Case(s) 7 Case(s) 3 Person(s) 1 Person(s)	Project Identification Study Project Formulation Study Project Formulation Advisor Local Technical Advisor	1 Case(s) 2 Case(s) 0 Person(s) 1 Person(s)																		
Development Study	Completed Projects (FY 1954-1991) Completed Projects (FY 1974-1991)	134 Project(s) 112 Project(s)	Carried-over Projects	15 Project(s)																		
	Annex		Annex New Projects Annex	6 Project(s)																		
Basic Design Study for Grant Aid	Completed Projects (FY 1974-1991)	71 Project(s)	Carried-over Projects 1. Project for Establishment of the Highland Agricultural Research and Training Center	1 Project(s) (1991~1992)																		
			New Projects 1. Project for Constructing Medical Facilities and Vocational Training Centre to Help Unlawful Youths Return to the Society	1 Project(s) (1992~1993)																		
Project-type Technical Cooperation	Completed Projects (FY 1954-1991) Completed Projects (FY 1974-1991)	41 Project(s) 24 Project(s)	Carried-over Projects	16 Project(s)																		
	Annex		Annex New Projects Annex	5 Project(s)																		
Individual Experts Dispatch Program	1,316 Person(s)	<table border="0"> <tr> <td>Economic Infrastructure</td> <td>430 Person(s)</td> <td>32.67 %</td> </tr> <tr> <td>Agriculture & Forestry</td> <td>215 Person(s)</td> <td>16.34 %</td> </tr> <tr> <td>Development Planning</td> <td>148 Person(s)</td> <td>11.25 %</td> </tr> <tr> <td>Public Administration</td> <td></td> <td></td> </tr> </table>	Economic Infrastructure	430 Person(s)	32.67 %	Agriculture & Forestry	215 Person(s)	16.34 %	Development Planning	148 Person(s)	11.25 %	Public Administration			211 Person(s)	Carried over	89 Person(s)	<table border="0"> <tr> <td>Long-term</td> <td>79 Person(s)</td> </tr> <tr> <td>Short-term</td> <td>10 Person(s)</td> </tr> </table>	Long-term	79 Person(s)	Short-term	10 Person(s)
Economic Infrastructure	430 Person(s)	32.67 %																				
Agriculture & Forestry	215 Person(s)	16.34 %																				
Development Planning	148 Person(s)	11.25 %																				
Public Administration																						
Long-term	79 Person(s)																					
Short-term	10 Person(s)																					
			New		122 Person(s)	<table border="0"> <tr> <td>Long-term</td> <td>27 Person(s)</td> </tr> <tr> <td>Short-term</td> <td>95 Person(s)</td> </tr> </table>	Long-term	27 Person(s)	Short-term	95 Person(s)												
Long-term	27 Person(s)																					
Short-term	95 Person(s)																					
Mini-projects & Joint Studies	Completed Projects (FY 1977-1991)	4 Project(s)	Carried-over Projects	5 Project(s)																		
	<ol style="list-style-type: none"> The present condition of Economic Planning Development, future problems to be solved and the effect of Economic Cooperation by Japan in Thailand (J) The Comparative Research for Small-Scale Integrated Development of Rural Community, Japan and Thailand · I (J) The Comparative Research for Small-Scale Integrated Development of Rural Community, Japan and Thailand · II (J) Environmental Hygiene Engineering (J) 	(1978~1978) (1980~1982) (1984~1986) (1988~1991)	<ol style="list-style-type: none"> Methodology for Land & Building Use Controls (J) Port Information Computer Center (M) Inspection Center for Railway Structures and Trucks (M) Improvement of Water Quality Analysis Technique for Wastewater Treatment Work's Reinforcement (M) The Development of Higher Education in Rural Communities (M) 	(1989~1993) (1990~1993) (1991~1994) (1991~1994) (1991~1994)																		
			New Projects 1. Technical Development of Vehicle Inspection	1 Project(s) (1992~1995)																		

JICA's Activities in Kingdom of Thailand

	Cumulative Data (FY 1954-1991)	Performance in FY 1992												
Non-project Equipment Supply	¥ 1,428 million(s)	1 Case(s) 1. Equipment for Food Analysis ¥ 23 million(s) (23)												
Non-project Medical Equipment Supply	20 Case(s) ¥ 407.7 million(s)	Case(s) 1. Medical Equipment for Infectious Diseases Control ¥ 21 million(s) (21)												
Technical Training Program	General 8,175 Person(s) <table border="0" style="display: inline-table; vertical-align: middle;"> <tr> <td>(Economic Infrastructure</td> <td>1,692 Person(s)</td> <td>20.07 %</td> </tr> <tr> <td>Agriculture & Forestry</td> <td>1,570 Person(s)</td> <td>19.20 %</td> </tr> <tr> <td>Public Health & Medicine</td> <td>1,133 Person(s)</td> <td>13.86 %</td> </tr> <tr> <td>Welfare</td> <td></td> <td></td> </tr> </table> Youth Invitation Program 1,119 Person(s) Trainees through International Organizations 393 Person(s)	(Economic Infrastructure	1,692 Person(s)	20.07 %	Agriculture & Forestry	1,570 Person(s)	19.20 %	Public Health & Medicine	1,133 Person(s)	13.86 %	Welfare			Total 766 Person(s) Carried over 105 Person(s) New 661 Person(s) General 504 Person(s) Group Training Course 259 Person(s) Individual Training Course 187 Person(s) (counterpart training 131 Person(s)) (cost-sharing type training 19 Person(s)) (special program 0 Person(s)) Third Country Training Program 58 Person(s) Youth Invitation Program 149 Person(s) Trainees through International Organizations 8 Person(s)
(Economic Infrastructure	1,692 Person(s)	20.07 %												
Agriculture & Forestry	1,570 Person(s)	19.20 %												
Public Health & Medicine	1,133 Person(s)	13.86 %												
Welfare														
Third Country Training Program	Completed Projects(FY 1977~1991) 12 Course(s) Annex	Carried over 8 Course(s) Annex New 6 Course(s) Annex												
Japan Overseas Cooperation Volunteers	185 Person(s) <table border="0" style="display: inline-table; vertical-align: middle;"> <tr> <td>(Mining & Industry</td> <td>60 Person(s)</td> <td>32.43 %</td> </tr> <tr> <td>Human Resources Development</td> <td>50 Person(s)</td> <td>27.03 %</td> </tr> <tr> <td>Agriculture & Forestry</td> <td>34 Person(s)</td> <td>18.38 %</td> </tr> </table>	(Mining & Industry	60 Person(s)	32.43 %	Human Resources Development	50 Person(s)	27.03 %	Agriculture & Forestry	34 Person(s)	18.38 %	Total 60 Person(s) Carried over 41 Person(s) New 19 Person(s)			
(Mining & Industry	60 Person(s)	32.43 %												
Human Resources Development	50 Person(s)	27.03 %												
Agriculture & Forestry	34 Person(s)	18.38 %												
Emigration Services														
Development Investment & Financial Program	14 Project(s) ¥ 1,665 million(s)	2 Project(s) ¥ 41 million(s)												
International Disaster Relief Program	FY 1985-1991 1 Case(s)	0 Case(s)												

JICA's Activities in Kingdom of Thailand

II. Annex 1 (FY 1954-1992)

Development Study	
Completed Projects (FY 1954-1991)	134 Project(s)
Completed Projects (FY 1974-1991)	112 Project(s)
1. Distribution System of Town Gas in Bangkok	(1974~1975)
2. Furniture Industry Development Center	(1974~1975)
3. Project of Strengthening and/or Replacement of Steel Bridges on the State Railway	(1975~1976)
4. Lower Quae Yai Regulating Dam Project	(1975~1976)
5. Pataya Tourism Development	(1976~1977)
6. Separate System of Metropolitan Water Supply in Bangkok	(1976~1978)
7. Bangkok Telephone Network Project Junction Lines	(1976~1978)
8. Irrigated Agricultural Development Project in the West Bank Track of the Greater Chao Phya	(1976~1977)
9. Phetchabun-Chai Badan Highway Project	(1977~1978)
10. Master Plan Study for Irrigated Agricultural Development Project in the Greater MaeKlong River Basin	(1977~1979)
11. Rehabilitation of Mao Moh Fertilizer Plant	(1977~1978)
12. ASEAN Submarine Cable Project : Thailand-Malaysia-Singapore Route	(1977~1978)
13. Rural Long Distance Public Telephone Service	(1978~1978)
14. Bangkok Suburban Transportation Project	(1978~1979)
15. Nong Bua-Dan Lam Chi Bon Highway Project	(1978~1979)
16. Bangkok Urban Truck Terminals Construction Project	(1978~1979)
17. Bangkok Telephone Network Project Local Cable Network	(1978~1980)
18. Bangkok Sewage System Project	(1978~1982)
19. Bangkok Solid Waste Management	(1978~1982)
20. Kamphang Saen Irrigated Agriculture Development Project in the MaeKlong	(1978~1979)
21. Mao Wang-Kew Law Irrigated Agriculture Development Project	(1978~1979)
22. Construction of Integrated Steel Mill	(1978~1979)
23. Upper Quae Yai River Hydroelectric Development	(1978~1980)
24. Road Development in the Northern Region	(1979~1981)
25. Agriculture Cooperative Promotion	(1979~1980)

Development Study	
26. Samut Sakkon Industrial Estate Project	(1979~1980)
27. New Plant Site of the Soda Ash of the ASEAN Rock Salt-Soda Ash Project	(1979~1981)
28. Rama VI Bridge Construction Project	(1980~1981)
29. East Coast Water Resources Development Project	(1980~1981)
30. Rama VI Bridge Rehabilitation Project	(1980~1982)
31. Dok Krai-Mad Ta Pud Water Pipe Line Project in the East Coast Area	(1980~1982)
32. Phetchaburi kaeng krachan Irrigated Agriculture Development Project	(1980~1981)
33. Mae Kuang Irrigated Agriculture Development Project	(1980~1981)
34. Upper Pasak Medium Scale Irrigation Project	(1980~1982)
35. Ethylene & Vinylchloride Monomer Plants	(1980~1981)
36. Pai & Cham River Hydroelectric Power Development	(1980~1981)
37. MEA'S Distribution System	(1980~1982)
38. Road Development in the Northeastern Region	(1981~1982)
39. East Coast Water Resources Development Project II	(1981~1982)
40. Water Supply Project to Laotian Displaced Persons : Nakhon Phanom Camp & Pak Chom Camp	(1981~1982)
41. Expressway System in the Greater Bangkok	(1981~1983)
42. Keaeng Khoi Dan Mo Pumping Irrigation Project	(1981~1981)
43. San Kampaeng Geothermal Development Project	(1981~1987)
44. Development Project of the Industrial Port on the Eastern Seaboard	(1982~1983)
45. Sub-Regional Development of the Upper Southern Part	(1982~1984)
46. Comprehensive Development of Coastal Shipping	(1982~1984)
47. Traffic Safety Plan for Roads	(1982~1984)
48. Master Plan on Flood Protection/Drainage Project in Eastern Suburban-Bangkok	(1982~1985)
49. Establishment of a Large Repair Shipyard	(1982~1985)
50. Mae Chang Irrigation Project	(1982~1983)

II. Annex 2 (FY 1954-1992)

Development Study	
51. Lower Northeast Medium Scale Irrigation Package Project	(1982-1984)
52. Nam Yuan Hydroelectric Power Development	(1982-1983)
53. Establishment of Integrated Power & Cement Factory Using Oil Shale in MAESOT Area	(1982-1983)
54. Energy Conservation Project	(1982-1984)
55. Nong Kho-Leam Chabang Water Pipeline Project	(1983-1983)
56. Development Project of Leam Cohabang Coastal Area	(1983-1984)
57. Track Elevation Project of Existing Railway Line in the Bangkok Metropolitan Area	(1983-1984)
58. Road Development in the North-Eastern Region · II	(1983-1985)
59. Comprehensive Storage Facilities Development Project · II	(1983-1985)
60. Establishment of Lubrication Oil Refinery	(1983-1984)
61. Promotion of Metalworking Industries	(1983-1984)
62. Mineral Resources Exploration	(1983-1985)
63. Sanitary District Water Works Project in the North-Eastern Region	(1984-1985)
64. Dredging Plant Development Project	(1984-1986)
65. Road Improvement Rehabilitation & Traffic Safety in Bangkok	(1984-1986)
66. Sakae Krang River Basin Irrigation Project	(1984-1985)
67. Bang Nara Irrigation & Drainage Project	(1984-1986)
68. Nam Yuan Basin Integrated Hydroelectric Power Project	(1984-1987)
69. South Bangkok Thermal Power Plant Renovation Project	(1984-1984)
70. New Krungthep Bridge Construction & Thonburi Road Extension	(1985-1987)
71. Aerial Photography & Forest Management Plan in the Encroached National Reserve Forest	(1985-1987)
72. Railway Yards Improvement	(1985-1987)
73. Effective Port Management & Operation System	(1985-1987)
74. Topographic Mapping of Bangkok Metropolitan Area	(1985-1988)
75. Distribution System Dispatching Center Project	(1985-1986)
76. Flood Forecasting System in the Chao Phraya River Basin	(1986-1988)
77. Road Development in the Central Region	(1986-1988)

JICA's Activities in Kingdom of Thailand

Development Study	
78. Project of the Regional Truck Terminals	(1986-1988)
79. Agricultural Land Conservation for Integrated Rural Development	(1986-1988)
80. Water Management System & Monitoring Program in Chao Phraya River Basin	(1986-1989)
81. Agricultural Water Development Project in Chantaburi River Basin	(1986-1989)
82. Study on the Development Programs of Industrial Standardization, Testing & Metrology	(1986-1987)
83. Effective Use of Industrial Water	(1986-1988)
84. Mineral Resources Exploration	(1986-1988)
85. Cooperative Mineral Exploration	(1986-1989)
86. Air Quality Management Planning for the Samut Prakarn Industrial District	(1986-1990)
87. Potential Tourism Development for the Southern Region	(1987-1988)
88. City Planning Manual	(1987-1988)
89. Medium to Long Term Improvement/Management Plan of Road & Road Transport in Bangkok	(1987-1989)
90. Purification of Klong Water in Bangkok	(1987-1989)
91. Measure to Promote the Container Handling System through Leam Chabang Port	(1987-1989)
92. Sebai-Sebok Basin Development Project	(1987-1989)
93. Laem Chabang EPZ/GIP Industrial Promotion	(1987-1988)
94. Nam Yuan Basin Hydroelectric Power Project	(1987-1989)
95. Industrial Sector Development	(1987-1990)
96. Master Plan of Telecommunication Development	(1988-1989)
97. Provincial Water Supply Project	(1988-1989)
98. Master Plan Study for the Development of Phattaya Area	(1988-1990)
99. Traffic Operation Plan for Road	(1988-1990)
100. Regional Development Plan for the Upper Central Region	(1988-1990)

JICA's Activities in Kingdom of Thailand

II. Annex 3 (FY 1954-1991)

Development Study	
101. Sewerage & Drainage Improvement Project for Phuket Municipality	(1988~1990)
102. Sukhothai Integrated Agricultural Rural Infrastrucure	(1988~1990)
103. Agricultural Water Resources Development Project on Bang Pakong River Basin	(1988~1990)
104. Datalied Design Study for Area Traffic Control Project in Bangkok	(1989~1990)
105. Bangkok Solid Waste Management	(1989~1990)
106. Toll Expressway Development Study	(1989~1991)
107. Road Development Study in the Southern Region	(1989~1991)
108. Intergrated Rural Development of Salt Affected Land in Northeast Thailand	(1989~1991)
109. Integrated Rural Development Project of Lower North Thailand	(1989~1991)
110. Lignite Briquette Development	(1989~1991)
111. Law Ta Khong Pumped Storage Project	(1989~1991)
112. Traffic Operation Plan for Roads (Aftercare)	(1990~1991)
Carried-Over Projects (FY 1992)	15 Project(s)
1. Tourism Development Study on the Hua Hin and Cha-Am Beach Resort Area	(1991~1992)
2. Basic Policy of Urban Truck Terminal	(1990~1992)
3. Regional Development Plan for Telecommunications Network in the Bangkok Metropolitan Area	(1990~1992)
4. The Lam Dome Yai Basin Irrigation Project	(1990~1992)
5. Integrated Agriculture and Water Resources Development Project in Chumphon and Prachuap Khiri Khan	(1990~1992)
6. Sin Pun Atmospheric Fluidized Bed Combustion Coal-fired Thermal Power Development	(1990~1992)
7. Cooperative Mineral Exploration in Kra Buri Area	(1990~1992)
8. Application Scheme of Land Readjustment in National Urban Development (F/S)	(1990~1993)
9. Management of Groundwater and Land Subsidence in the Bangkok Metropolitan Area (M/P)	(1991~1993)
10. Regional Development Plan for the Lower Northeast and the Upper East Regions (M/P)	(1991~1993)
11. Bulk Power Supply for the Greater Bangkok Area Project (F/S)	(1991~1993)
12. Phuket International Airport Development Plan (M/P)	(1991~)
13. Sewerage Development Project (M/P)	(1991~1993)
14. Agricultural Development for Peat / Acid Sulfate Soil Areas in Narathiwat Province (M/P, F/S)	(1991~1993)
15. Bang Pakong Diversion Dam Project (D/D)	(1991~)

Development Study	
New Projects (FY 1992)	6 Project(s)
1. Prevention and Management Program Malodor from Small and Medium Scale Factories (M/P)	(1992~1993)
2. Inter-city Toll Motorway Projects (F/S)	(1992~)
3. Inspection and Maintenance System for the Expressway (M/P, F/S)	(1992~)
4. Agricultural Land Rehabilitation and Conservation Project (M/P, F/S)	(1992~)
5. Improvement Plan for Railway Transport around Bangkok Metropolis in Consideration of Urban Development (F/S)	(1992~)
6. Modernization of Bangkok Port	(1992~)

II. Annex 4 (FY 1954-1992)

Project-type Technical Cooperation	
Completed Projects (FY 1954-1991)	41 Project(s)
Completed Projects (FY 1974-1991)	24 Project(s)
1. Family Planning	(1974-1989)
2. Promotion of Provincial Health Services	(1976-1984)
3. Maize Development	(1976-1984)
4. Study on Furniture Industry Development & Programing	(1976-1979)
5. Animal Health Improvement Program	(1977-1986)
6. Irrigated Agriculture Development	(1977-1986)
7. Development of Natural Rubber Processing	(1977-1983)
8. Institute for Skill Development in the Northeast of Thailand	(1977-1981)
9. King Mongkut's Institute of Technology	(1978-1983)
10. Research & Development in Kasetsart University	(1980-1985)
11. National Weed Science Research Institute	(1980-1987)
12. Nursing Education	(1980-1987)
13. Coastal Aquaculture Development	(1981-1987)
14. Research & Training in Re-forestation	(1981-1986)
15. The Agricultural Extension and Agricultural Mechanization Project in Kasetsart University	(1981-1987)
16. ASEAN Training Center for Primary Health Care	(1982-1989)
17. Trade Training Center	(1983-1988)
18. Logging & Log Transport Training	(1983-1988)
19. Agricultural Development Research Project in Northeast Thailand	(1983-1988)
20. Industrial Rehabilitation Center	(1983-1988)
21. Agricultural Cooperative Promotion Project	(1984-1991)
22. Irrigation Engineering Center Project	(1985-1990)
23. National Waterworks Technology Training Institute Project	(1985-1991)
24. Metal Working and Machinery Industries Development Institute	(1986-1991)

JICA's Activities in Kingdom of Thailand

Project-type Technical Cooperation	
Carried-over Projects (FY 1992)	16 Project(s)
1. Expansion Project of King Mongkut's Institute of Technology Ladkrabang	(1988-1992)
2. Maize Quality Improvement Research Center Project	(1986-1992)
3. ASEAN Project on Atmospheric Corrosion Organic Coatings	(1987-1994)
4. Ubong Institute for Skill Development Project	(1988-1993)
5. Environmental Research and Training Center	(1990-1994)
6. Research Promotion Project in the National Institute of Health	(1986-1993)
7. Research and Training in Reafforestation Project Phase II	(1986-1993)
8. National Animal Health and Production Institute Project	(1986-1993)
9. Strengthening Research Activities Phase II Project at Kasetsart University	(1987-1994)
10. Research Project for Fishery Resource Development	(1988-1993)
11. Agricultural Development Research Project Phase II in North-East Thailand	(1988-1993)
12. Irrigation Engineering Center Project	(1990-1994)
13. Industrial Standardization, Testing and Training Center	(1989-1994)
14. National Computer Software Training Center	(1991-1996)
15. Family Planning and Maternal and Child Health Project	(1991-1996)
16. Community Health Project	(1991-1996)
New Projects (FY 1992)	5 Project(s)
1. Irrigation Engineering Center Project Phase II	(1992-1996)
2. Railway Training Center	(1992-1997)
3. Northern Ceramic Development Center	(1992-1997)
4. Merchant Marine Training Center	(1992-1997)
5. Training in the Distribution Automation System	(1992-1997)

II. Annex 5 (FY 1954-1992)

The Third Country Training Program	
Completed Courses (FY 1977-1991)	12 Course(s)
1. Sericulture	(1974~1974)
2. Quarantine of Food and Mouth Disease	(1982~1986)
3. Audit	(1987~1987)
4. Physically Disabled Persons Seminar	(1988~1988)
5. ASEAN Food Date Network	(1989~1989)
6. Quarantine of Foot and Mouth Disease	(1982~1985)
7. Machine Tool	(1986~1988)
8. Prevention of Weeding	(1989~1989)
9. Computer Science	(1989~1990)
10. Agriculture (Master Course)	(1988~1990)
11. Water Resources Engineering (Master Course)	(1988~1990)
12. Agricultural Engineering	(1990~1991)
Carried-Over Courses	8 Course(s)
1. Telecommunication Technology	(1977~1992)
2. Dermatology	(1983~1992)
3. Rice Cultivation Technique and Extention	(1986~1992)
4. Community Forestry Development Techniques	(1986~1996)
5. Primary Health Care Management	(1987~1996)
6. Structural Engineering	(1990~1992)
7. Nurse Training	(1990~1992)
8. Agricultural Engineering (Master Course)	(1990~1992)
New Courses	6 Course(s)
1. Disaster Prevention and Mitigation	(1992~1996)
2. Water Supply Technology	(1992~1996)
3. Effective Countermeasures Against Drug Offenses and Advancement of Criminal Justice Administration	(1992~1996)
4. Workshop on Biotechnological Approaches to Diagnosis Prevention and Treatment Infections Diseases	(1992~1992)
5. Nurse Training	(1992~1993)
6. Water Resource Engineering	(1992~1993)

--

Capital Assistance to Kingdom of Thailand

III. Performance of Capital Assistance

	Grant Aid		Loan Aid	
	Number of Projects Implemented and Major Projects	Disbursement (¥100millions)	Number of Projects Implemented and Major Projects	Disbursement (¥100millions)
Cumulative Data (-FY1986)	109 Project(s)	1,047.30	108 Project(s)	5,942.15
FY 1987	13 Project(s) 1. Aid for Increased Food Production 2. Establishment of Ubon Institute for Skill Development 3. Improvement of Existing Pumping Stations for Irrigation and Drainage 4. Urgent Boreholes Project in Drought-Stricken Rural Areas 5. Construction of Nakhon Si Thammarat Fishing Port etc.,	117.21 (25.00) (23.37) (15.14) (13.39) (12.12)	15 Project(s) 1. Telephone Network Expansion Project 2. Power Distribution Systems Reinforcement Project 3. Tourism Development program 4. Local Cost Finance 5. New Rama IV Bridge Construction Project etc.,	818.24 (310.12) (68.20) (62.52) (57.48) (55.99)
FY 1988	10 Project(s) 1. Aid for Increased Food Production 2. Project to Construct Industrial Standardization and Industrial Metrology Testing Service Center 3. Project to Construct the Nakhon Si Thammarat Fishing Port 4. Project to Modernize Public Emergency Call Center Communication System 5. Project to Improve Equipment of the Flood Control Center etc.,	93.26 (15.00) (26.48) (13.00) (9.91) (9.24)	13 Project(s) 1. Telephone Network Expansion Project (Local Cable Network) 2. Road Improvement Program of Three Major Routes 3. Power Distribution System Reinforcement Project (VIII) 4. Loan to BAAC (IX) 5. Bangkok Water Supply Improvement Project (IV) etc.,	758.18 (244.55) (125.17) (61.48) (48.75) (43.80)
FY 1989	15 Project(s) 1. Aid for Increased Food Production 2. Bang Nara Irrigation and Drainage Project 3. Project for the Construction of an Industrial Standardization Testing and Training Center and Industrial Metrology Testing Service Center 4. Project for the Establishment of Environment Research and Training Center 5. Project for Bridge Construction in Rural Region in Northeast Thailand etc.,	88.82 (10.00) (26.04) (15.94) (14.52) (10.52)	11 Project(s) 1. Bangkok-Chan Buri Road Construction (I) 2. Telephone Network Expansion (Local Cable Network) (III) 3. Outer Bangkok Ring Road (East Portion) Construction 4. Klong Sip Kao-Kaeng Khoi Railway 5. Normal Rural Electrification (II) etc.,	811.54 (154.97) (153.18) (129.58) (81.58) (70.95)

Capital Assistance to Kingdom of Thailand

III. Performance of Capital Assistance

	G r a n t A i d		L o a n A i d	
	Number of Projects Implemented and Major Projects	Disbursement (¥100millions)	Number of Projects Implemented and Major Projects	Disbursement (¥100millions)
FY 1990	<p>11 Project(s)</p> <p>1. Project for the Construction of Rama IV Viaduct</p> <p>2. Project for Bridge Construction in Rural Region in Northeast Thailand</p> <p>3. Project for the Establishment of Environmental Research and Training Center</p> <p>4. Project for Supplying Equipment in Chulalongkorn University</p> <p>5. Project for Supplying Equipment in Bioscience Laboratory in Chulabhorn Research Institute etc.,</p>	<p>66.66</p> <p>(26.36)</p> <p>(12.29)</p> <p>(8.62)</p> <p>(7.01)</p> <p>(4.87)</p>	<p>0 Project(s)</p>	
FY 1991	<p>10 Project(s)</p> <p>1. Project for Rama IV Viaduct Construction</p> <p>2. Project for the Establishment of Large-Scale Nursery Centers in the Northeast of Thailand</p> <p>3. Project for Providing Equipment for Road Construction and Rehabilitation in South Thailand Rural Areas</p> <p>4. Project for Providing Equipment for the Development of Courses in Pathumwan Technical College</p> <p>5. Project for Supplying Equipment to Bioscience Laboratories in Chulabhorn Research Institute etc.,</p>	<p>59.53</p> <p>(25.06)</p> <p>(15.80)</p> <p>(7.77)</p> <p>(6.18)</p> <p>(4.07)</p>	<p>11 Project(s)</p> <p>1. Ramindra-Atnarong Expressway Project (Phase 1)</p> <p>2. Project for State Railway of Thailand</p> <p>3. The Road Improvement Program of Three Major Routes - II</p> <p>4. The Fourth Bangkok Water Supply Improvement Project (Phase 1)</p> <p>5. Bhumibol Hydroelectric Project Unit 8</p>	<p>846.87</p> <p>(148.04)</p> <p>(107.11)</p> <p>(104.42)</p> <p>(86.38)</p> <p>(78.54)</p>

I. Background Information
1. Basic Data

Country	Republic of Korea
---------	-------------------

Land Area	99 thousand km ²	GDP	\$ 282,970 millions (1991)	Principal Exports	Electric & Electronic Apparatus, Textile Products
Population	43.66 millions (1992)	GNP per capita	\$ 6,330 (1991)	Exports to Japan	\$ 11,577 millions (1992)
Date of Independence	August 15, 1948	Sectoral Distribution of GDP	Agri. 8 %, Min. & Indus. 45 % Services 47 % (1991)	Imports from Japan	\$ 17,770 millions (1992)
Regime	Republic			Gross International Reserves	\$ 13,815 millions (1991)
Ethnic Composition	Korean	Sectoral Distribution of Employment	Agri. 16 %, Min. & Indus. 34 % Services 50 % (1989~1991)	Total External Debt	\$ 40,518 millions (1991)
Religion, Language	Buddhism, Confucianism Christianity / Korean			Merchandise Exports	\$ 76,600 millions (1992)
Currency, Exchange Rate	1US\$=795.9 W (1993. 4)	Trade Imports	\$ 81,800 millions (1992)	Net ODA Receipts (as % of GNP)	0.0 % (1991)

2. The Flow of Japan's Bilateral ODA to Korea

(Net Disbursements; \$ millions)

	Technical Cooperation			Grant Aid			Loan Aid			Total		
	Total	Ranking		Total	Ranking		Total	Ranking		Total	Ranking	
		A	B		A	B		A	B		A	B
1989	37.38	6	1	0.18	-	2	3.40	-	2	40.96	28	1
1990	50.75	6	1	0.19	-	3	-0.57	-	-	50.36	26	1
1991	48.32	6	1	-	-	-	-7.91	-	-	40.41	-	1

A : Place of Korea among Japan's ODA Recipients

B : Place of Japan's Bilateral ODA to Korea among DAC Countries

3. Economic Cooperation of DAC Countries to Korea (1991)¹⁾

(Net Disbursements; \$ millions)

	Grants		Loans (2)	Total ODA Net (1)+(2)=(3)	Other Offci. & Private Flows (4)	Total Eco. Coop. Net (3)+(4)=(5)
	(1)	Tech. Coop.				
Bilateral Assis. ²⁾ Major Donor Coun.	96.4 (100.0%)	90.4 (100.0%)	-43.7 (100.0%)	52.6 (100.0%)	2,446.0	2,498.6
① Japan	48.3 (50.1%)	48.3 (53.4%)	-7.9 (18.1%)	40.4 (76.8%)	1,323.6	1,364.0
② Germany	34.1 (35.4%)	31.3 (34.6%)	-6.6 (15.1%)	27.5 (52.3%)	530.1	557.6
③ France	6.2 (6.4%)	6.2 (6.9%)	- (%)	6.2 (11.8%)	-87.2	-81.0
④ Austria	3.8 (3.9%)	3.8 (4.2%)	- (%)	3.8 (7.2%)	-8.9	-5.1
Multilat. Assis. Major Donors	4.7 (100.0%)	4.6 (100.0%)	-3.3 (100.0%)	1.4 (100.0%)	-270.8	-269.4
① UNDP				1.7 (121.0%)	-	1.7
② UNTA				1.6 (114.0%)	-	1.6
Others	-	-	0.7	0.7	-	0.7
Total	101.0	95.0	-46.3	54.7	2,175.3	2,230.0

¹⁾ Calendar year

²⁾ Figures are ranked according to ODA Net Disbursements

4. Agreement on Technical Cooperation, etc.

(1) Agreement on Tech. Coop.; Signed on . . .
(2) E/N on Dispatching JOCV; Signed on . . .

5. Agencies Responsible for Coordinating Assistance

Tech. Coop : Ministry of Science and Technology
Grant Aid :
JOCV :

JICA's Activities in Republic of Korea

II. Performance (FY 1954-1991)

	Cumulative Data (FY 1954-1991)		Performance in FY 1992																						
Technical Cooperation Disbursement	¥ 16,389 million(s)		¥ million(s)																						
Improvement of Aid Efficiency & Effectiveness	Project Identification Study Project Formulation Study Project Formulation Advisor Local Technical Advisor	0 Case(s) 1 Case(s) 0 Person(s) 0 Person(s)	Project Identification Study Project Formulation Study Project Formulation Advisor Local Technical Advisor	0 Case(s) 2 Case(s) 0 Person(s) 0 Person(s)																					
Development Study	Completed Projects (FY 1954-1991) Completed Projects (FY 1974-1991) 1. Rapid Transit Line No.2 Construction Project in Seoul 2. Southwest Coast Agricultural Land Reclamation Project 3. Integrated Water Resources Development Program 4. Long-Term Multipurpose Dam Schemes 5. Seoul Municipal Solid Waste Management Program 6. River Environment for the Tributaries of Han River System in Seoul Municipality	15 Project(s) 6 Project(s) (1976~1977) (1976~1977) (1977~1979) (1977~1979) (1983~1985) (1989~1991)	Carried-over Projects 1. Industrial Waste Water Treatment and Recycling Project New Projects	1 Project(s) (1990~1993) 0 Project(s)																					
Basic Design Study for Grant Aid	Completed Projects (FY 1974-1991)	0 Project(s)	Carried-over Projects New Projects	0 Project(s) 0 Project(s)																					
Project-type Technical Cooperation	Completed Projects (FY 1954-1991) Completed Projects (FY 1974-1991) 1. Japan-Korea Joint Research Programme on Agriculture 2. Clinical Nutrition Research Center of Chung-Ang University 3. Daejeon Vocational Training Institute 4. Cardiovascular Diseases 5. Agro-meteorological Disaster Research Project 6. Technical Cooperation Project for the Prevention of Coal Mine Accident 7. Maternal and Child Health	11 Project(s) 7 Project(s) (1974~1981) (1975~1979) (1975~1979) (1978~1983) (1982~1987) (1983~1987) (1984~1990)	Carried-over Projects 1. Industrial Technology Training Institute 2. Promoting Efficiency in the Utilization of Agricultural Lands 3. Improvement in Underground Working Environment of Mine Safety 4. Korean Gerontology Project 5. New Materials Evaluation Center Project New Projects 1. Revention of Occupational Diseases	5 Project(s) (1986~1992) (1989~1994) (1989~1993) (1990~1995) (1991~1996) 1 Project(s) (1992~1997)																					
Individual Experts Dispatch Program	637 Person(s)	<table border="0"> <tr> <td>Economic Infrastructure</td> <td>263 Person(s)</td> <td>41.29 %</td> </tr> <tr> <td>Agriculture & Forestry</td> <td>117 Person(s)</td> <td>18.37 %</td> </tr> <tr> <td>Mining & Industry</td> <td>85 Person(s)</td> <td>13.34 %</td> </tr> </table>	Economic Infrastructure	263 Person(s)	41.29 %	Agriculture & Forestry	117 Person(s)	18.37 %	Mining & Industry	85 Person(s)	13.34 %	45 Person(s) Carried over New	<table border="0"> <tr> <td>5 Person(s)</td> <td>(Long-term</td> <td>5 Person(s)</td> </tr> <tr> <td></td> <td>Short-term</td> <td>0 Person(s)</td> </tr> <tr> <td>40 Person(s)</td> <td>(Long-term</td> <td>3 Person(s)</td> </tr> <tr> <td></td> <td>Short-term</td> <td>37 Person(s)</td> </tr> </table>	5 Person(s)	(Long-term	5 Person(s)		Short-term	0 Person(s)	40 Person(s)	(Long-term	3 Person(s)		Short-term	37 Person(s)
Economic Infrastructure	263 Person(s)	41.29 %																							
Agriculture & Forestry	117 Person(s)	18.37 %																							
Mining & Industry	85 Person(s)	13.34 %																							
5 Person(s)	(Long-term	5 Person(s)																							
	Short-term	0 Person(s)																							
40 Person(s)	(Long-term	3 Person(s)																							
	Short-term	37 Person(s)																							
Mini-projects & Joint Studies	Completed Projects (FY 1977-1991)	0 Project(s)	Carried-over Projects 1. Environmental Management at Han River Basin (J) 2. Dignosis Technical Development of Industrial Electrical Power Apparatus (M) New Projects	2 Project(s) (1989~1992) (1990~1993) 0 Project(s)																					

JICA's Activities in Republic of Korea

	Cumulative Data (FY 1964-1991)		Performance in FY 1992													
Non-project Equipment Supply		¥ 419 million(s)	0 Case(s)	¥ million(s)												
Non-project Medical Equipment Supply	3 Case(s)	¥ 82 million(s)	0 Case(s)	¥ million(s)												
Technical Training Program	General 3,937 Person(s)	<table border="0"> <tr> <td>Mining & Industry</td> <td>767 Person(s)</td> <td>19.48 %</td> </tr> <tr> <td>Agriculture & Forestry</td> <td>757 Person(s)</td> <td>19.23 %</td> </tr> <tr> <td>Development Planning</td> <td>691 Person(s)</td> <td>17.55 %</td> </tr> <tr> <td>Public Administration</td> <td></td> <td></td> </tr> </table>	Mining & Industry	767 Person(s)	19.48 %	Agriculture & Forestry	757 Person(s)	19.23 %	Development Planning	691 Person(s)	17.55 %	Public Administration			Total	413 Person(s)
	Mining & Industry	767 Person(s)	19.48 %													
Agriculture & Forestry	757 Person(s)	19.23 %														
Development Planning	691 Person(s)	17.55 %														
Public Administration																
	Youth Invitation Program	496 Person(s)	Carried over	27 Person(s)												
	Trainees through International Organizations	592 Person(s)	New	386 Person(s)												
			General	280 Person(s)												
			Group Training Course	49 Person(s)												
			Individual Training Course	146 Person(s)												
			(counterpart training)	27 Person(s)												
			(cost-sharing type training)	1 Person(s)												
			(special program)	20 Person(s)												
			Special Training Program	80 Person(s)												
			Third Country Training Program	5 Person(s)												
			Youth Invitation Program	99 Person(s)												
			Trainees through International Organizations	7 Person(s)												
Third Country Training Program	Completed Projects(FY 1977~1991)	1 Course(s)	Carried over	0 Course(s)												
	1. Leadership Training Seminar for Disabled People (1986~1986)		New	0 Course(s)												
Japan Overseas Cooperation Volunteers	0 Person(s)		Total	0 Person(s)												
			Carried over	0 Person(s)												
			New	0 Person(s)												
Emigration Services																
Development Investment & Financial Program	0 Project(s)	¥ million(s)	0 Project(s)	¥ million(s)												
International Disaster Relief Program	FY 1985-1991	0 Case(s)		0 Case(s)												

Capital Assistance to Republic of Korea

III. Performance of Capital Assistance

	Grant Aid		Loan Aid	
	Number of Projects Implemented and Major Projects	Disbursement (¥100millions)	Number of Projects Implemented and Major Projects	Disbursement (¥100millions)
Cumulative Data (-FY1986)	12 Project(s)	46.39	42 Project(s)	5,110.41
FY 1987	1 Project(s) 1. Emergency Relief	0.33 (0.33)	0 Project(s)	
FY 1988	0 Project(s)		6 Project(s) 1. Education Facilities Expansion Project · III 2. Medical Facilities Expansion Project 3. Sea-dyke Construction Works of Yong San Gang Irrigation Project Stage III-1 4. Ulsan City Development Project 5. Sewage Treatment Plant Construction Project etc.,	272.62 (59.20) (56.24) (44.40) (44.40) (41.59)
FY 1989	1 Project(s) 1. Emergency Relief	0.25 (0.25)	2 Project(s) 1. Dajeon City Water Supply Extension Project · III 2. Small and Medium Industries Modernization Program · II	76.34 (14.34) (62.00)
FY 1990	1 Project(s) 1. Emergency Relief	0.27 (0.27)	7 Project(s) 1. Seoul Subway Construction Project · II 2. Small and Medium Industries Modernization Program · III 3. Livestock Feedmils Construction Project 4. Medical Facilities Expansion Project 5. Fisheries and Maritime Education Facilities Expansion Project etc.,	995.90 (720.00) (115.20) (54.14) (43.20) (21.60)
FY 1991	0 Project(s)		0 Project(s)	

I. Background Information
1. Basic Data

Country	Lao People's Democratic Republic
---------	----------------------------------

Land Area	237 thousand km ²	GDP	\$ 1,027 millions (1991)	Principal Exports	Timber, Timber Products Electric Power
Population	4.44 millions (1992)	GNP per capita	\$ 220 (1991)	Exports to Japan	\$ 11.880 millions (1992)
Date of Independence	July, 1949	Sectoral Distribution of GDP	Agri. -- %, Min. & Indus. -- % Services -- % (1991)	Imports from Japan	\$ 27.947 millions (1992)
Regime	People's Republic			Gross International Reserves	\$ 61 millions (1991)
Ethnic Composition	Laotian	Sectoral Distribution of Employment	Agri. 76 %, Min. & Indus. 7 % Services 17 % (1989~1991)	Total External Debt	\$ 1,121 millions (1991)
Religion, Language	Buddhism / Laotian			Debt Service Ratio	7.6 % (1991)
Currency, Exchange Rate	1US\$=721.132 KN (1993. 4)	Merchandise Trade	Exports \$ 84 millions (1991) Imports \$ 150 millions (1991)	Net ODA Receipts (as % of GNP)	12.8 % (1991)

2. The Flow of Japan's Bilateral ODA to Laos

(Net Disbursements; \$ millions)

	Technical Cooperation			Grant Aid			Loan Aid			Total		
	Total	Ranking		Total	Ranking		Total	Ranking		Total	Ranking	
		A	B		A	B		A	B		A	B
1989	2.94	23	2	18.29	--	1	-1.84	--	--	19.39	--	1
1990	3.63	26	1	15.48	--	2	-1.75	--	--	17.36	--	1
1991	7.35	--	1	15.09	--	1	-1.88	--	--	20.56	--	1

A : Place of Laos among Japan's ODA Recipients

B : Place of Japan's Bilateral ODA to Laos among DAC Countries

3. Economic Cooperation of DAC Countries to Laos (1991)¹⁾

(Net Disbursements; \$ millions)

	Grants (1)		Loans (2)	Total ODA Net (1)+(2)=(3)	Other Offci. & Private Flows (4)	Total Eco. Coop. Net (3)+(4)=(5)
		Tech. Coop.				
Bilateral Assis. ²⁾ Major Donor Coun.	68.7 (100.0%)	20.9 (100.0%)	-1.9 (100.0%)	66.8 (100.0%)	0.5	67.3
① Japan	22.4 (32.6%)	7.4 (35.4%)	-1.9 (100.0%)	20.6 (30.8%)	--	20.6
② Sweden	14.4 (21.0%)	0.8 (3.8%)	-- ()	14.4 (21.6%)	--	14.4
③ France	13.3 (19.4%)	4.5 (21.5%)	-- ()	13.3 (19.9%)	-0.2	13.5
④ Australia	7.5 (11.0%)	1.4 (6.7%)	-- ()	7.5 (11.2%)	--	7.5
Multilat. Assis. Major Donors	23.3 (100.0%)	16.8 (100.0%)	53.2 (100.0%)	76.5 (100.0%)	--	76.5
① AsDB				30.7 (40.1%)	--	30.7
② IDA				15.0 (19.6%)	--	15.0
Others	--	--	--	--	--	--
Total	92.0	37.7	51.3	143.3	0.5	143.8

4. Agreement on Technical Cooperation, etc.

(1) Agreement on Tech. Coop.; Signed on . . .
(2) E/N on Dispatching JOCV; Signed on 1965.11.23

5. Agencies Responsible for Coordinating Assistance

Tech. Coop : }
Grant Aid : } Ministry of Foreign Trade
JOCV : } and Economic Relations

¹⁾ Calendar year

²⁾ Figures are ranked according to ODA Net Disbursements

JICA's Activities in Lao People's Democratic Republic

II. Performance (FY 1954-1991)

	Cumulative Data (FY 1954-1991)		Performance in FY 1992													
Technical Cooperation Disbursement	¥ 5,295 million(s)		¥ million(s)													
Improvement of Aid Efficiency & Effectiveness	Project Identification Study Project Formulation Study Project Formulation Advisor Local Technical Advisor	1 Case(s) 4 Case(s) 0 Person(s) 0 Person(s)	Project Identification Study Project Formulation Study Project Formulation Advisor Local Technical Advisor	1 Case(s) 0 Case(s) 0 Person(s) 0 Person(s)												
Development Study	Completed Projects (FY 1954-1991) Completed Projects (FY 1974-1991) 1. Improvement of Drainage System in Vientiane 2. Ngon Bridge Construction Project 3. Xe Katam Small-Scale Hydroelectric Power Development Project	7 Project(s) 3 Project(s) (1988~1989) (1989~1990) (1989~1991)	Carried-over Projects 1. Solid Waste Management System Improvement Project in Vientiane 2. Integrated Agricultural Rural Development Project in Savannakhet Province 3. Agricultural Development Project to Control Slash and Burn Cultivation in Oudomxay Province New Projects 1. Topographic Mapping of Bolikhamxai Province 2. Hydroelectric Power Development in the Sekong Basin (M/P)	3 Project(s) (1990~1992) (1990~1992) (1991~1993) 2 Project(s) (1992~1995) (1992~1994)												
Basic Design Study for Grant Aid	Completed Projects (FY 1974-1991)	14 Project(s)	Carried-over Projects 1. Project for Improvement of Water Supply Facilities in Vientiane Prefecture New Projects 1. Project for Urgent Domestic Water Supply in Vientiane Province 2. Project for Providing Equipment of Road Construction and Maintenance on Route 8 (M/P)	1 Project(s) (1991~1992) 2 Project(s) (1992~1993) (1992~1992)												
Project-type Technical Cooperation	Completed Projects (FY 1954-1991) Completed Projects (FY 1974-1991)	3 Project(s) 0 Project(s)	Carried-over Projects New Projects 1. Primary Health Care Project	0 Project(s) 1 Project(s) (1992~1997)												
Individual Experts Dispatch Program	110 Person(s)	<table border="0"> <tr> <td>Agriculture & Forestry</td> <td>38 Person(s)</td> <td>34.55 %</td> </tr> <tr> <td>Economic Infrastructure</td> <td>24 Person(s)</td> <td>21.82 %</td> </tr> <tr> <td>Development Planning</td> <td>19 Person(s)</td> <td>17.27 %</td> </tr> <tr> <td>Public Administration</td> <td></td> <td></td> </tr> </table>	Agriculture & Forestry	38 Person(s)	34.55 %	Economic Infrastructure	24 Person(s)	21.82 %	Development Planning	19 Person(s)	17.27 %	Public Administration			10 Person(s) Carried over New	2 Person(s) (Long-term) 1 Person(s) (Short-term) 8 Person(s) (Long-term) 7 Person(s) (Short-term)
Agriculture & Forestry	38 Person(s)	34.55 %														
Economic Infrastructure	24 Person(s)	21.82 %														
Development Planning	19 Person(s)	17.27 %														
Public Administration																
Mini-projects & Joint Studies	Completed Projects (FY 1977-1991)	0 Project(s)	Carried-over Projects New Projects	0 Project(s) 0 Project(s)												

JICA's Activities in Lao People's Democratic Republic

	Cumulative Data (FY 1954-1991)		Performance in FY 1992	
Non-project Equipment Supply		¥ 211 million(s)	1 Case(s) 1. Equipment for Teaching Bus Maintenance	¥ 4 million(s) (4)
Non-project Medical Equipment Supply	4 Case(s)	¥ 160 million(s)	1 Case(s) i. Medical Equipment for Infectious Diseases Control	¥ 42 million(s) (42)
Technical Training Program	General 429 Person(s) <div style="display: flex; justify-content: space-between; margin-left: 100px;"> <div style="border-left: 1px solid black; border-right: 1px solid black; padding: 0 5px;"> Agriculture & Forestry Economic Infrastructure Development Planning Public Administration </div> <div style="border-left: 1px solid black; border-right: 1px solid black; padding: 0 5px;"> 116 Person(s) 96 Person(s) 82 Person(s) </div> <div style="border-left: 1px solid black; border-right: 1px solid black; padding: 0 5px;"> 27.04 % 22.38 % 19.11 % </div> </div>		Total Carried over New General <div style="display: flex; justify-content: space-between; margin-left: 100px;"> <div style="border-left: 1px solid black; border-right: 1px solid black; padding: 0 5px;"> Group Training Course Individual Training Course (counterpart training cost-sharing type training special program) </div> <div style="border-left: 1px solid black; border-right: 1px solid black; padding: 0 5px;"> 58 Person(s) 8 Person(s) 50 Person(s) 50 Person(s) 12 Person(s) 24 Person(s) 16 Person(s) 0 Person(s) 5 Person(s) </div> </div> Third Country Training Program Youth Invitation Program Trainees through International Organizations	
Third Country Training Program	Completed Projects(FY 1977~1991)	0 Course(s)	Carried over New	0 Course(s) 0 Course(s)
Japan Overseas Cooperation Volunteers	264 Person(s) <div style="display: flex; justify-content: space-between; margin-left: 100px;"> <div style="border-left: 1px solid black; border-right: 1px solid black; padding: 0 5px;"> Agriculture & Forestry Economic Infrastructure Mining & Industry </div> <div style="border-left: 1px solid black; border-right: 1px solid black; padding: 0 5px;"> 101 Person(s) 84 Person(s) 27 Person(s) </div> <div style="border-left: 1px solid black; border-right: 1px solid black; padding: 0 5px;"> 38.26 % 31.82 % 10.23 % </div> </div>		Total Carried over New	26 Person(s) 12 Person(s) 14 Person(s)
Emigration Services				
Development Investment & Financial Program	0 Project(s)	¥ million(s)	0 Project(s)	¥ million(s)
International Disaster Relief Program	FY 1985-1991	0 Case(s)		0 Case(s)

Capital Assistance to Lao People's Democratic Republic

III. Performance of Capital Assistance

	Grant Aid		Loan Aid	
	Number of Projects Implemented and Major Projects	Disbursement (¥100millions)	Number of Projects Implemented and Major Projects	Disbursement (¥100millions)
Cumulative Data (-FY1986)	50 Project(s)	152.55	2 Project(s)	51.90
FY 1987	4 Project(s) 1. Debt Relief 2. Aid for Increased Food Production 3. Project for Thangon Rehabilitation and Rural Development 4. Project for the Improvement of the Vientiane River Port·1/2	16.91 (3.47) (4.00) (5.70) (3.47)	0 Project(s)	
FY 1988	5 Project(s) 1. Debt Relief 2. Food Aid 3. Aid for Increased Food Production 4. Project for the Improvement of the Vientiane River Port·2/2 5. Project for the Improving Public Transportation in Vientiane·1/2	17.95 (3.42) (1.00) (4.00) (5.28) (4.25)	0 Project(s)	
FY 1989	10 Project(s) 1. Debt Relief 2. Aid for Increased Food Production 3. Project for the Improving Public Transportation in Vientiane·2/2 4. Project to Repair Nam Ngum Dam Power Station·1/2 5. Project to Improve the Equipment of Fire Fighting etc.,	22.37 (3.37) (4.00) (5.82) (4.87) (2.50)	0 Project(s)	
FY 1990	9 Project(s) 1. The Second Telecommunication Project·1/2 2. Aid for Increased Food Production 3. Agricultural, Rural Development Project in Suburbs of Vientiane 4. Project to Repair Nam Ngum Dam Power Station·2/2 5. Debt Relief etc.,	22.36 (3.32) (4.00) (10.74) (3.96) (0.21)	0 Project(s)	
FY 1991	5 Project(s) 1. The Second Telecommunication Project·2/2 2. Agricultural, Rural Development Project in Suburbs of Vientiane 3. Aid for Increased Food Production 4. Debt Relief 5. Project for the Reconstruction of Lao National TV Station	29.64 (9.25) (6.88) (4.00) (3.90) (3.41)	0 Project(s)	

I. Background Information
1. Basic Data

Country	People's Republic of China
---------	----------------------------

Land Area	9,597 thousand km ²	GDP	\$ 369,651 millions (1991)	Principal Exports	Textile Products, Crude Oil, Machines
Population	1,158.23 millions (1991)	GNP per capita	\$ 370 (1991)	Exports to Japan	\$ 16,953 millions (1992)
Date of Independence	October 1, 1949	Sectoral Distribution of GDP	Agri. 27 %, Min. & Indus. 42 % Services 32 % (1991)	Imports from Japan	\$ 11,949 millions (1992)
Regime	Socialist Republic			Gross International Reserves	\$ 48,165 millions (1991)
Ethnic Composition	Han (92%), Ethnic Groups (55)	Sectoral Distribution of Employment	Agri. 73 %, Min. & Indus. 14 % Services 13 % (1989~1991)	Total External Debt	\$ 60,802 millions (1991)
Religion, Language	Buddhism, Muslim etc./Chinese			Debt Service Ratio	12.1 % (1991)
Currency, Exchange Rate	1US\$ = 5.7084 Y (1993. 4)	Merchandise Trade	Exports: \$ 85,000 millions (1992)	Net ODA Receipts (as % of GNP)	0.5 % (1991)
			Imports: \$ 80,600 millions (1992)		

2. The Flow of Japan's Bilateral ODA to China

(Net Disbursements; \$ millions)

	Technical Cooperation			Grant Aid			Loan Aid			Total		
	Total	Ranking		Total	Ranking		Total	Ranking		Total	Ranking	
		A	B		A	B		A	B		A	B
1989	106.10	1	1	58.01	6	1	668.07	2	1	832.18	2	1
1990	163.43	1	1	37.82	10	1	521.71	2	1	723.02	2	1
1991	137.48	1	1	66.61	5	1	391.21	6	1	585.29	4	1

A : Place of China among Japan's ODA Recipients

B : Place of Japan's Bilateral ODA to China among DAC Countries

3. Economic Cooperation of DAC Countries to China (1991)¹⁾

(Net Disbursements; \$ millions)

	Grants		Loans	Total ODA Net (1)+(2)=(3)	Other Offci. & Private Flows (4)	Total Eco. Coop. Net (3)+(4)=(5)
	(1)	Tech. Coop.				
Bilateral Assis. ²⁾ Major Donor Coun.	483.0 (100.0%)	302.0 (100.0%)	780.2 (100.0%)	1,263.2 (100.0%)	3,220.6	4,483.8
① Japan	194.1 (40.2%)	137.5 (45.5%)	391.2 (50.1%)	585.3 (46.3%)	1,430.9	2,016.2
② France	11.4 (2.4%)	10.9 (3.6%)	127.1 (16.3%)	138.5 (11.0%)	589.9	728.4
③ Germany	94.2 (19.5%)	82.1 (27.2%)	12.9 (1.7%)	107.1 (8.5%)	120.1	227.2
④ Spain	0.0 (%)	-- (%)	95.3 (12.2%)	95.4 (7.6%)	-4.1	91.3
Multilat. Assis. Major Donors	159.3 (100.0%)	98.5 (100.0%)	581.3 (100.0%)	740.5 (100.0%)	705.9	1,446.4
① IDA				610.0 (82.4%)	--	610.0
② EEC				26.8 (3.6%)	--	26.8
Others	--	--	3.4	3.4	--	3.4
Total	642.3	400.4	1365.0	2,007.2	3,926.4	5,933.6

4. Agreement on Technical Cooperation, etc.

(1) Agreement on Tech. Coop.; Signed on . . .
(2) E/N on Dispatching JOCV; Signed on 1985.10.

5. Agencies Responsible for Coordinating Assistance

Tech. Coop : State Science & Technology Commission
Grant Aid : Ministry of Foreign Trade and Economic Cooperation
JOVC : State Science & Technology Commission

¹⁾ Calendar year

²⁾ Figures are ranked according to ODA Net Disbursements

JICA's Activities in People's Republic of China

II. Performance (FY 1954-1991)

	Cumulative Data (FY 1954-1991)		Performance in FY 1992	
Technical Cooperation Disbursement	¥ 48,335 million(s)		¥ million(s)	
Improvement of Aid Efficiency & Effectiveness	Project Identification Study Project Formulation Study Project Formulation Advisor Local Technical Advisor	5 Case(s) 6 Case(s) 2 Person(s) 0 Person(s)	Project Identification Study Project Formulation Study Project Formulation Advisor Local Technical Advisor	1 Case(s) 1 Case(s) 0 Person(s) 0 Person(s)
Development Study	Completed Projects (FY 1954-1991) Completed Projects (FY 1974-1991) Annex 1	98 Project(s) 98 Project(s)	Carried-over Projects Annex 1 New Projects Annex 1	18 Project(s) 9 Project(s)
Basic Design Study for Grant Aid	Completed Projects (FY 1974-1991)	10 Project(s)	Carried-over Projects 1. Project for Updating TV Broadcasting Equipments of Xinjiang TV Station (1991~1992) 2. Project for Providing the Equipments for Ming River Flood Forecasting System (1991~1992) 3. Project for Improvement of Equipments for Mechatronics Training Center of Beijing Institute of Technology (1991~1992) New Projects 1. Project for Providing Equipment for Training Center for Instructors of Technical Schools of the Ministry of Labour (1992~1992) 2. Project for Improvement of Medical Equipment for Clinical Hospital of Sino-Japan Medical Education Center (1992~1992) 3. Project for Procuring Equipment for Human Television Station (1992~1992) 4. Project for Procurement of Material and Equipment for Vegetable Production in Shansi Province (1992~1992) 5. Project for Rural Water Supply Facilities in Baicheng (1992~1992) 6. Increased Food Production Aid (KRI) (1992~1992)	3 Project(s)
Project-type Technical Cooperation	Completed Projects (FY 1954-1991) Completed Projects (FY 1974-1991) 1. Family Planning (1982~1987) 2. Meat Food Research Center (1985~1990) 3. Enterprise Management Center (1983~1991) 4. Beijing Posts and Telecommunications Training Center (1985~1991) 5. Promotion for Computer Systems on National Railway Management College (1987~1991) 6. Integrated Wood Utilization Research Project in Heilongjiang (1984~1991) 7. Education System Development Project for Chinese Patent Information Retrieval (1986~1991) 8. China Mining Research Center for Non-Ferrous Metals (1986~1991)	8 Project(s) 8 Project(s)	Carried-over Projects Annex 2 New Projects Annex 2	13 Project(s) 5 Project(s)
Individual Experts Dispatch Program	1,009 Person(s) (Economic Infrastructure 387 Person(s) 38.35 % Development Planning 164 Person(s) 16.25 % Public Administration Agriculture & Forestry 111 Person(s) 11.00 %)		63 Person(s) Carried over New 9 Person(s) 54 Person(s)	(Long-term 7 Person(s) Short-term 2 Person(s) (Long-term 7 Person(s) Short-term 47 Person(s)
Mini-projects & Joint Studies	Completed Projects (FY 1977-1991)	0 Project(s)	Carried-over Projects 1. Swine Genetis and Breeding (1988~1992) 2. Architecture (Urban Housing) (1989~1992) 3. Beef Cattle and Forage Production (1990~1994) New Projects	3 Project(s)

JICA's Activities in People's Republic of China

	Cumulative Data (FY 1954-1991)		Performance in FY 1992													
Non-project Equipment Supply		¥ 768 million(s)	0 Case(s)	¥ million(s)												
Non-project Medical Equipment Supply	11 Case(s)	¥ 434.4 million(s)	2 Case(s) 1. Special Medical Equipment 2. Special Equipments for Infections Disease	¥ 56 million(s) (16) (40)												
Technical Training Program	General 3,065 Person(s) Youth Invitation Program 649 Person(s) Trainees through International Organizations 630 Person(s)	<table border="0"> <tr> <td>(Economic Infrastructure</td> <td>606 Person(s)</td> <td>19.77 %</td> </tr> <tr> <td>Public Health & Medicine</td> <td>463 Person(s)</td> <td>15.11 %</td> </tr> <tr> <td>Welfare</td> <td></td> <td></td> </tr> <tr> <td>Mining & Industry</td> <td>402 Person(s)</td> <td>13.12 %</td> </tr> </table>	(Economic Infrastructure	606 Person(s)	19.77 %	Public Health & Medicine	463 Person(s)	15.11 %	Welfare			Mining & Industry	402 Person(s)	13.12 %	Total 668 Person(s) Carried over 88 Person(s) New 580 Person(s) General 370 Person(s) Group Training Course 140 Person(s) Individual Training Course 216 Person(s) (counterpart training 104 Person(s)) (cost-sharing type training 20 Person(s)) (special program 44 Person(s)) Third Country Training Program 14 Person(s) Youth Invitation Program 199 Person(s) Trainees through International Organizations 11 Person(s)	
(Economic Infrastructure	606 Person(s)	19.77 %														
Public Health & Medicine	463 Person(s)	15.11 %														
Welfare																
Mining & Industry	402 Person(s)	13.12 %														
Third Country Training Program	Completed Projects (FY 1977~1991)	0 Course(s)	Carried over New 1. International Seminar on DPI Leadership Training	0 Course(s) 1 Course(s) (1992~1992)												
Japan Overseas Cooperation Volunteers	122 Person(s)	<table border="0"> <tr> <td>(Human Resources Development</td> <td>62 Person(s)</td> <td>50.82 %</td> </tr> <tr> <td>Public Health & Medicine</td> <td>18 Person(s)</td> <td>14.75 %</td> </tr> <tr> <td>Welfare</td> <td></td> <td></td> </tr> <tr> <td>Mining & Industry</td> <td>16 Person(s)</td> <td>13.11 %</td> </tr> </table>	(Human Resources Development	62 Person(s)	50.82 %	Public Health & Medicine	18 Person(s)	14.75 %	Welfare			Mining & Industry	16 Person(s)	13.11 %	Total 94 Person(s) Carried over 54 Person(s) New 40 Person(s)	
(Human Resources Development	62 Person(s)	50.82 %														
Public Health & Medicine	18 Person(s)	14.75 %														
Welfare																
Mining & Industry	16 Person(s)	13.11 %														
Emigration Services																
Development Investment & Financial Program	7 Project(s)	¥ 3,378 million(s)	1 Project(s)	¥ 18 million(s)												
International Disaster Relief Program	FY 1985-1991	6 Case(s)		0 Case(s)												

II. Annex 1

JICA's Activities in People's Republic of China

Development Study	
Completed Projects (FY 1979-1991)	98 Project(s)
1. Port Construction	(1979-1979)
2. Railway Modernization Project	(1979-1981)
3. Review on the Wujianxi Hydro Electric Power Development Project.	(1979-1980)
4. Sanjiang Plain Agricultural Development Project	(1981-1983)
5. Factory Modernization (Refrigerator, Washing Machine)	(1981-1982)
6. Factory Modernization (Electronics)	(1981-1982)
7. Factory Modernization (Plastics)	(1981-1982)
8. Mineral Resources Exploration in Anjin	(1981-1986)
9. Oh River Hydroelectric Power Development Project	(1982-1983)
10. Factory Modernization (Mechanism, Speaker)	(1982-1983)
11. Factory Modernization (Plastics)	(1982-1983)
12. Factory Modernization (Furniture)	(1983-1983)
13. Factory Modernization (Optics)	(1983-1983)
14. Factory Modernization (Glass)	(1983-1983)
15. Factory Modernization (Poly Variable Condenser)	(1983-1983)
16. Double Tracking & Electrification Project of Railway between Hengyang & Guangchow, and Electrification Project of Railways between Zhengzhou & Baoji	(1983-1984)
17. Improvement Project of Qinhuangdao, Lianyung & Qingdao Ports	(1983-1984)
18. Tianjin, Shanghai & Guangzhou Telecommunication Project	(1983-1984)
19. Factory Modernization (Thyristor)	(1983-1984)
20. Factory Modernization (Ballpen Ink)	(1983-1984)
21. Factory Modernization (Measuring Instruments)	(1984-1984)
22. Factory Modernization (Rectifiers)	(1984-1984)
23. Factory Modernization (Steel)	(1984-1985)
24. Factory Modernization (Heavy Machinery)	(1984-1985)
25. Basic Plan on the Sanjiang Plain Agricultural Experiment Station	(1984-1984)
26. Shanghai urban high-speed Transportation System Project	(1984-1986)

Development Study	
27. Development of Patent Reference System	(1984-1985)
28. Energy Conservation Promotion Project	(1984-1986)
29. Factory Modernization (Daye Copper Refining)	(1984-1985)
30. Factory Modernization (Dalian Chemistry)	(1984-1985)
31. Factory Modernization (Jinxi Chemistry)	(1984-1985)
32. Factory Modernization (Nanjing Chemistry)	(1984-1985)
33. Factory Modernization (Cement)	(1984-1985)
34. Factory Modernization (Dice)	(1985-1985)
35. Factory Modernization (Heavy Machinery)	(1985-1986)
36. Shanghai-Nanjing Expressway Construction Project	(1985-1987)
37. Port Development Project in Dapeng Bay	(1985-1986)
38. Beijiang Feilaixia Multipurpose Dam Construction Project	(1985-1987)
39. Shanghai Air Pollution Control	(1985-1987)
40. Ground water Development Project in Tianjin City	(1985-1987)
41. Hainan Island Integrated Development Plan	(1985-1988)
42. Mineral Resources Exploration	(1985-1987)
43. Factory Modernization (Steel)	(1985-1986)
44. Factory Modernization (Steel)	(1985-1986)
45. Factory Modernization (Steel)	(1985-1986)
46. Factory Modernization (Electric Cable)	(1985-1986)
47. Factory Modernization (Piston)	(1985-1986)
48. Factory Modernization (Glass)	(1985-1986)
49. Dalian Port Development Project	(1986-1988)
50. Huangpu River Bridge Construction Project	(1986-1987)
51. Guanying Dam Construction Project	(1986-1988)
52. Modernization Program for Guangxi Copper Mine	(1986-1987)
53. Factory Modernization (Fefei Chemical Works)	(1986-1987)
54. Factory Modernization (Aluminium)	(1986-1987)
55. Factory Modernization (Xiang Bearing Plant)	(1986-1987)
56. Factory Modernization (Tractor)	(1986-1987)

II. Annex I

Development Study	
(Continued)	
57. Factory Modernization (Shenyang Grinding Wheels Plant)	(1986~1987)
58. Factory Modernization (Foundry)	(1986~1987)
59. Factory Modernization (Pump)	(1986~1987)
60. Irrigation Development Project in Northern Hubei	(1987~1988)
61. Beijing Airport International Terminal Area Development	(1987~1988)
62. Lujingxiang Model Stock Farming Project in Gansu Province	(1987~1988)
63. Development Program of Die & Mold Manufacturing Industry	(1987~1988)
64. Development of Qingdao Export Processing Zone	(1987~1988)
65. Factory Modernization (Chongqing Phenol Resin Plant)	(1987~1988)
66. Factory Modernization (Zhengzhou Hole Made Machine Plant)	(1987~1988)
67. Factory Modernization (Shen Yang Medical Machine Plant)	(1987~1988)
68. Factory Modernization (Nanchang Valve Works)	(1987~1988)
69. Factory Modernization (Mixer)	(1987~1988)
70. Factory Modernization (Hunan Printing Press Plant)	(1987~1988)
71. Study on Groundwater Development Project in Urumqi	(1987~1990)
72. Integrated Agricultural Infrastructure Development in Dong Ting Lake Area in Hunan Province	(1988~1989)
73. Construction Project of Wuhan Tianhe Civil Airport	(1988~1989)
74. Study on the Factory Modernization (Shanghai Mechanical Works)	(1988~1988)
75. Study on the Factory Modernization (Li Feng Plastic Molder Factory)	(1988~1988)
76. Factory Modernization (Construction Project of the Three Ports)	(1988~1990)
77. Solidwaste Management System Improvement Project in Xian City	(1988~1990)
78. New Railway Project in Tianjin	(1988~1990)
79. Haizi Dam Agricultural Water Development Project	(1988~1990)
80. Shisanling Pumped Storage Power Development Project	(1988~1990)

JICA's Activities in People's Republic of China

Development Study	
(Continued)	
81. Factory Modernization (Yangchow Print)	(1988~1990)
82. Factory Modernization (Dan Dong Hydraulic Press Works)	(1988~1990)
83. Factory Modernization (Nanjing Second Steel Mill)	(1989~1990)
84. Factory Modernization (Xiangtan Compressor Factory)	(1989~1990)
85. Factory Modernization (Jiangbei Machine Factory)	(1989~1990)
86. Factory Modernization (Changzhou Insulation Materials Factory)	(1989~1990)
87. Factory Modernization (Liaoyang Pharmaceutical Machine Factory)	(1989~1990)
88. Automatic Telephone System in Dehui Prefecture, Jilin Province	(1990~1991)
89. Embankment Improvement and Agricultural Development in Qinzhou District in Guangxi Zhuang Zu Autonomous Region	(1989~1991)
90. Industrial Wastewater Treatment and Recycling Project	(1988~1991)
91. Factory Modernization (The Third Beijing Cotton Mill)	(1989~1991)
92. Factory Modernization (Anshan Tractor)	(1990~1991)
93. Factory Modernization (Steel Pipe)	(1990~1991)
94. Factory Modernization (Santon General Tool)	(1990~1991)
95. Factory Modernization (Hubei Machine Factory)	(1990~1991)
96. Factory Modernization (Shanghai Heald Frame)	(1990~1991)
97. Factory Modernization (Shenyang Towel)	(1990~1991)
98. Factory Modernization (Guangzhou oil and Fat Chemical Engineering)	(1990~1991)

H. Annex 1

Development Study	
Carried over Projects (FY 1992)	18 Project(s)
1. Flood Forecasting System for the Hanjiang River Basin	(1990~1992)
2. Fengman Dam Improvement Project	(1990~1992)
3. Liao He Delta Agricultural Resources Intergrated Development Project in the Liaoning Province	(1990~1992)
4. Intergrated Agriculture and Livestock Development Project in Xiangxinanzhi Mountain Range	(1990~1992)
5. Factory Modernization Loting Ramie	(1991~1992)
6. Factory Modernization Taiyuan Xishan Gypsum	(1991~1992)
7. Factory Modernization Jiaxing Wollen	(1991~1992)
8. Factory Modernization Puyuan Construction Machinery	(1991~1992)
9. Factory Modernization Beijin Thermal Supply Corporation	(1991~1992)
10. Rare Metal Exploration in Heilongjiang and Guangdong	(1987~)
11. Quality Control System Plan for Shenfu-Dongsheng Cool Field	(1989~1992)
12. Water Pollution Control Plan for the Lake Poyang	(1989~1993)
13. Development Plan of Wai-gao area in Shanghai Pu-Dong New Area (M/P, F/S)	(1990~1993)
14. Road Network Development Study in Zhejiang Province (M/P)	(1991~1993)
15. Facilities Improvement Project in Second Irrigation Section in Qianguo Area in Jilin Province (F/S)	(1991~1993)
16. Regional Development Plan for Jujiang City (M/P)	(1991~1993)
17. Light Rail Transit System in Chongqing City (M/P, F/S)	(1991~1993)
18. Waste Water Treatment Project in Dexing Cooper Mine (F/S)	(1991~)
New Projects (FY1992)	9 Project(s)
1. Factory Modernization(The First Si-chuan Cotton Mill and Printing)	(1992~1993)
2. Factory Modernization (Shenyang Construction Machine)	(1992~1993)
3. Factory Modernization (Wuxi Machine Tool)	(1992~1993)
4. Factory Modernization (Wuxi Engine)	(1992~1993)
5. Factory Modernization (Emlo Calcium Carbonate)	(1992~)
6. West-Buound Trunk Construction Project in Municipality of Xiemen (F/S)	(1992~)
7. Integrated Agriculture Development Project in Heilongjiang (M/P, F/S)	(1992~)
8. Complex of the Shenmu Coal (F/S)	(1992~1994)
9. Integrated Air Quality Management Study for the City of Liuzhou (M/P, F/S)	(1992~)

--

II. Annex 2

Project-type Technical Cooperation	
Carried-over Projects (FY 1991)	13 Project (s)
1. Sino-Japan Friendship hospital	(1981~1992)
2. Sanjiaplain Agricultural Research Center Project	(1985~1992)
3. Shanghai Fish Processing Technique Development Center in China	(1985~1992)
4. Project of Road Traffic Managing Staff Training Center	(1988~1993)
5. Reseach and Development on Resin Application	(1989~1993)
6. Project on China Rehabilitation Research Center	(1986~1993)
7. The Sino-Japan Medical Education Center Project	(1989~1994)
8. Beijing Vegetable Research Center Project	(1989~1994)
9. Watershed Management Training Project on the Loess Plateau	(1991~1996)
10. Tianjin Dairy Farming Development Project	(1989~1994)
11. Polio Control	(1991~1996)
12. Forestry Development Project in Fujian Province	(1991~1996)
13. Shanghai Modern Molding Die Technology Training Center	(1991~1995)
New Projects (FY 1992)	5 Project (s)
1. Sino-China Friendship Environmental Protection Center	(1992~1995)
2. Laboratory Animal Science and Technology Training Center	(1992~1997)
3. Technology and Training Project for Repair and Maintenance of Agricultural Machinery	(1992~1996)
4. Dalian Energy Conseration Training Center	(1992~1997)
5. Technical Cooperation for China Research Center for Water Pollution and Water Re-Use	(1992~1997)

--

Capital Assistance to People's Republic of China

III. Performance of Capital Assistance

	Grant Aid		Loan Aid	
	Number of Projects Implemented and Major Projects	Disbursement (¥100millions)	Number of Projects Implemented and Major Projects	Disbursement (¥100millions)
Cumulative Data (-FY1986)	36 Project(s)	358.18	46 Project(s)	5,272.00
FY 1987	9 Project(s) 1. Project for the Establishment of Japan-China Youth Center·2/3 2. Project for the Rehabilitation of the Areas Affected by the Forest Fire of Daxing An Ling 3. Project for the Establishment of the Beidaihe Central Research Station of Marine Ranching 4. Improvement of Research Equipment of Beijing Vegetable Research Center·2/2 5. Project for the Establishment of Changchun Purification Facilities·2/2 etc.,	70.29 (30.45) (13.14) (7.47) (7.25) (5.64)	7 Project(s) 1. Zhengzhou-Baoji Railway Electrification Project 2. Lianyung Port Expansion Project 3. Tianshengqiao Hydroelectric Power Project 4. Tianjin, Shanghai, and Guangzhou Telecommunication Expansion Project 5. Hengyang-Guangzhou Railway Expansion Project etc.,	850.00 (313.96) (119.11) (113.72) (93.98) (87.89)
FY 1988	12 Project(s) 1. Aid for Increased Food Production 2. Project for the Establishment of Japan-China Youth Center·3/3 3. Hedan City Childhood Welfare and Education Center Construction Project 4. Project for the Improvement of the Television Studio Equipment for the Japanese Language Program for China Central Television 5. Project for the Improvement of the Equipment for the Second People's Hospital of Si Chuan Province etc.,	79.58 (5.00) (51.04) (10.19) (5.93) (4.91)	16 Project(s) 1. Export Industries Promotion Program 2. Qingdao Port Expansion Project 3. Datong-Qinhuangdao Railway Construction Project 4. Beijing Water Supply Project 5. Lianyungang Port Expansion Project etc.,	1,615.21 (700.00) (130.43) (121.31) (106.14) (82.97)
FY 1989	9 Project(s) 1. Aid for Increased Food Production 2. Project for the Improvement of the Equipment for China Beijing Television Station 3. Project to Improve the Equipment of the Sixth People's Hospital, Shanghai 4. Emergency Relief 5. Project for the Improvement of the Equipment for Science and Technology Education in Ningxia etc.,	56.88 (5.00) (30.00) (16.08) (2.00) (1.35)	11 Project(s) 1. Qingdao Port Expansion Project 2. Tianshengqiao Hydroelectric Power Project 3. Guanyingge Multipurpose Dam Construction Project, II 4. Four Cities Gas Improvement Project 5. Lianyung Port Expansion Project etc.,	971.79 (265.14) (192.35) (89.34) (89.31) (74.90)

Capital Assistance to People's Republic of China

III. Performance of Capital Assistance

	Grant Aid		Loan Aid	
	Number of Projects Implemented and Major Projects	Disbursement (¥100millions)	Number of Projects Implemented and Major Projects	Disbursement (¥100millions)
FY 1990	11 Project(s) 1. Aid for Increased Food Production 2. Project for the Improvement of the Equipment of Norman Bethune Medical University of Medical Science 3. Project for the Improvement of Drinking Water Supply in Guizhou State 4. Project for the Improvement of the Changchun Purification Facilities-1/2 5. Project for the Improvement of the Equipment of the Harbin Institute of Technology etc.,	66.06 (5.00) (26.00) (15.00) (9.81) (4.52)	17 Project(s) 1. 9 Provinces and Cities Telecommunication Network Expansion Project I 2. Beijing Shisanling Pumped Storage Power Station Construction Project 3. Qingdao (Highway, Telecommunication) Development Project 4. Hainan (Highway-Telecommunication) Development Project 5. Urban Water Supply Project (Tianjin, Hefei, Anshan) etc.,	1,225.24 (178.00) (130.00) (128.34) (97.63) (88.66)
FY 1991	22 Project(s) 1. Project for Improvement of Agricultural Water supply in North District of Hubei Province 2. Project for the Improvement of Equipment for Fire Services in Beijing 3. Project for Improvement of Equipment of Hunan Wuling University 4. Project for the Improvement of the Changchun Purification Facilities 5. Aid for Increased Food Production etc.,	66.52 (16.35) (12.39) (9.31) (9.03) (6.00)	22 Project(s) 1. Nine Provinces and Cities Telecommunication Network Expansion Project II 2. Urban Water Supply Project (Xiamen, Chongqing, Kunming) 3. Shenmu-Shuoxian Railway Construction Project II 4. Baoji-Zhongwei Railway Construction Project 5. Wuqiangxi Dam Construction Project IV etc.,	1,296.07 (115.76) (104.03) (99.40) (93.00) (81.00)

I. Background Information
1. Basic Data

Country	Republic of Maldives
---------	----------------------

Land Area	298 thousand km ²	GDP	\$ 100 millions (1991)	Principal Exports	Marine Products
Population	0.23 millions (1992)	GNP per capita	\$ 460 (1990)	Exports to Japan	\$ 2.0 millions (1992)
Date of Independence	July 26, 1965	Sectoral Distribution of GDP	Agri. -- %, Min. & Indus. -- % Services -- % (1991)	Imports from Japan	\$ 8.7 millions (1992)
Regime	Republic			Gross International Reserves	a) \$ 23.47 millions (1991)
Ethnic Composition	Sinhalese, Dravidian Hybrid of Arab	Sectoral Distribution of Employment	Agri. 25 %, Min. & Indus. 32 % Services 43 % (1989~1991)	Total External Debt	\$ 80.4 millions (1991)
Religion, Language	Muslim(Sunni) / Divehi			Debt Service Ratio	4.0 % (1991)
Currency, Exchange Rate	1US\$=10.445 MalRF (1993. 2)	Merchandise Trade	Exports \$ 53.7 millions (1991)	Net ODA Receipts (as % of GNP)	-- (1991)
			Imports \$ 150.9 millions (1991)		

a) excl. Gold

2. The Flow of Japan's Bilateral ODA to Maldives

(Net Disbursements; \$ millions)

	Technical Cooperation			Grant Aid			Loan Aid			Total		
	Total	Ranking		Total	Ranking		Total	Ranking		Total	Ranking	
		A	B		A	B		A	B		A	B
1989	1.25	--	--	12.27	--	--	--	--	--	13.52	--	--
1990	1.31	--	--	4.31	--	--	--	--	--	5.61	--	--
1991	1.89	--	--	6.92	--	--	--	--	--	8.81	--	--

A : Place of Maldives among Japan's ODA Recipients

B : Place of Japan's Bilateral ODA to Maldives among DAC Countries

3. Economic Cooperation of DAC Countries to Maldives (1991)¹⁾

(Net Disbursements; \$ millions)

	Grants (1)		Loans (2)	Total ODA Net (1)+(2)=(3)	Other Offci. & Private Flows (4)	Total Eco. Coop. Net (3)+(4)=(5)
		Tech. Coop.				
Bilateral Assis. ²⁾ Major Donor Coun.	(100.0%)	(100.0%)	(100.0%)	(100.0%)		
①	(%)	(%)	(%)	(%)		
②	(%)	(%)	(%)	(%)		
③	(%)	(%)	(%)	(%)		
④	(%)	(%)	(%)	(%)		
Multilat. Assis. Major Donors	(100.0%)	(100.0%)	(100.0%)	(100.0%)		
①				(%)		
②				(%)		
Others						
Total						

4. Agreement on Technical Cooperation, etc.

(1) Agreement on Tech. Coop.; Signed on . . .
(2) E/N on Dispatching JOCV; Signed on 1981.12.6

5. Agencies Responsible for Coordinating Assistance

Tech. Coop : }
Grant Aid : } Ministry of Foreign Affairs
JOVC : }

¹⁾ Calendar year

²⁾ Figures are ranked according to ODA Net Disbursements

JICA's Activities in Republic of Maldives

II. Performance (FY 1954-1991)

	Cumulative Data (FY 1954-1991)		Performance in FY 1992	
Technical Cooperation Disbursement	¥ 1,485 million(s)		¥ million(s)	
Improvement of Aid Efficiency & Effectiveness	Project Identification Study Project Formulation Study Project Formulation Advisor Local Technical Advisor	1 Case(s) 2 Case(s) 0 Person(s) 0 Person(s)	Project Identification Study Project Formulation Study Project Formulation Advisor Local Technical Advisor	0 Case(s) 1 Case(s) 0 Person(s) 0 Person(s)
Development Study	Completed Projects (FY 1954-1991) Completed Projects (FY 1974-1991)	0 Project(s) 0 Project(s)	Carried-over Projects 1. Seawall Construction Project in Male Island New Projects	1 Project(s) (1990-1992) 0 Project(s)
Basic Design Study for Grant Aid	Completed Projects (FY 1974-1991)	8 Project(s)	Carried-over Projects New Projects	0 Project(s) 0 Project(s)
Project-type Technical Cooperation	Completed Projects (FY 1954-1991) Completed Projects (FY 1974-1991)	0 Project(s) 0 Project(s)	Carried-over Projects New Projects	0 Project(s) 0 Project(s)
Individual Experts Dispatch Program	16 Person(s) (Economic Infrastructure 9 Person(s) 56.25 % Human Resources Development 3 Person(s) 18.75 % Fisheries 2 Person(s) 12.50 %)		0 Person(s) Carried over New 0 Person(s)	0 Person(s) (Long-term 0 Person(s) (Short-term 0 Person(s) (Long-term 0 Person(s) (Short-term
Mini-projects & Joint Studies	Completed Projects (FY 1977-1991)	0 Project(s)	Carried-over Projects New Projects	0 Project(s) 0 Project(s)

Capital Assistance to Republic of Maldives

III. Performance of Capital Assistance

	Grant Aid		Loan Aid	
	Number of Projects Implemented and Major Projects	Disbursement (¥100millions)	Number of Projects Implemented and Major Projects	Disbursement (¥100millions)
Cumulative Data (-FY1986)	19 Project(s)	42.11	0 Project(s)	
FY 1987	4 Project(s) 1. Food Aid 2. Project for the Construction of the Primary School in Male 3. Project for the Construction of the Breakwaters on the Southern Coast Male 4. Telecommunications Development Project-3/4	15.94 (0.85) (6.72) (4.97) (3.40)	0 Project(s)	
FY 1988	3 Project(s) 1. Food Aid 2. Project for the Construction of the Breakwaters on the Southern Coast Male 3. Telecommunications Development Project-4/4	12.56 (0.75) (6.82) (4.99)	0 Project(s)	
FY 1989	3 Project(s) 1. Food Aid 2. Project for the Construction of the Breakwaters on the Southern Coast Male 3. Project for Support for the Deepening of Island Harbor	10.57 (0.75) (8.72) (1.10)	0 Project(s)	
FY 1990	3 Project(s) 1. Food Aid 2. Project for Constructing the Center for Social Education 3. Project of Mechanization of Additional Fishing Boats	9.09 (1.00) (6.99) (1.10)	0 Project(s)	
FY 1991	3 Project(s) 1. Project for Coastal Fisheries Promotion 2. Project for Constructing the Center for Social Education 3. Grant Aid for increased Food Production	10.84 (5.77) (4.07) (1.00)	0 Project(s)	

I. Background Information
1. Basic Data

Country	Mongolia
---------	----------

Land Area	1,565 thousand km ²	GDP	^{a)} \$ 1,800 millions (1992)	Principal Exports	Cooper, Coal, Leather
Population	2.16 millions (1991)	GNP per capita	^{a)} \$ 757 (1990)	Exports to Japan	\$ 42.962 millions (1992)
Date of Independence	July 11, 1921	Sectoral Distribution of GDP	Agri. 17 %, Min. & Indus. 34 % Services 49 % (1990)	Imports from Japan	\$ 37.093 millions (1992)
Regime	Republic			Gross International Reserves	-- (1991)
Ethnic Composition	Mongolian, Kazakstan, Others	Sectoral Distribution of Employment	Agri. 40 %, Min. & Indus. 21 % Services 39 % (1989~1991)	Total External Debt	\$ 10,500 millions (1992)
Religion, Language	Lama / Khalkha Mongolian	Merchandise Trade	Exports \$ 485 millions (1992) Imports \$ 595 millions (1992)	Debt Service Ratio	-- (1991)
Currency, Exchange Rate	1US\$=150.22 Tug (1993. 4)			Net ODA Receipts (as % of GNP)	-- (1991)

a) estimate

2. The Flow of Japan's Bilateral ODA to Mongolia

(Net Disbursements; \$ millions)

	Technical Cooperation			Grant Aid			Loan Aid			Total		
	Total	Ranking		Total	Ranking		Total	Ranking		Total	Ranking	
		A	B		A	B		A	B		A	B
1989	0.57	--	--	0.34	--	--	--	--	-- 位	1.31	--	--
1990	1.17	--	--	0.32	--	--	--	--	-- 位	1.70	--	--
1991	3.19	--	--	20.98	21	--	24.47	22	-- 位	48.74	26	--

A : Place of Mongolia among Japan's ODA Recipients

B : Place of Japan's Bilateral ODA to Mongolia among DAC Countries

3. Economic Cooperation of DAC Countries to Mongolia (1991)¹⁾

(Net Disbursements; \$ millions)

	Grants (1)		Loans (2)	Total ODA Net (1)+(2)=(3)	Other Offci. & Private Flows (4)	Total Eco. Coop. Net (3)+(4)=(5)
		Tech. Coop.				
Bilateral Assis. ²⁾ Major Donor Coun.	(100.0%)	(100.0%)	(100.0%)	(100.0%)		
①	(%)	(%)	(%)	(%)		
②	(%)	(%)	(%)	(%)		
③	(%)	(%)	(%)	(%)		
④	(%)	(%)	(%)	(%)		
Multilat. Assis. Major Donors	(100.0%)	(100.0%)	(100.0%)	(100.0%)		
①				(%)		
②				(%)		
Others						
Total						

4. Agreement on Technical Cooperation, etc.

- (1) Agreement on Tech. Coop.; Signed on . . .
(2) E/N on Dispatching JOCV; Signed on 1991. 3.26

5. Agencies Responsible for Coordinating Assistance

Tech. Coop : }
Grant Aid : } Ministry of Trade & Industry
JOCV : }

¹⁾ Calendar year

²⁾ Figures are ranked according to ODA Net Disbursements

JICA's Activities in Mongolia

II. Performance (FY 1954-1991)

	Cumulative Data (FY 1954-1991)	Performance in FY 1992
Technical Cooperation Disbursement	¥ 867 million(s)	¥ million (s)
Improvement of Aid Efficiency & Effectiveness	Project Identification Study 0 Case(s) Project Formulation Study 1 Case(s) Project Formulation Advisor 1 Person(s) Local Technical Advisor 0 Person(s)	Project Identification Study 1 Case(s) Project Formulation Study 1 Case(s) Project Formulation Advisor 0 Person(s) Local Technical Advisor 0 Person(s)
Development Study	Completed Projects (FY 1954-1991) 0 Project(s) Completed Projects (FY 1974-1991) 0 Project(s)	Carried-over Projects 2 Project(s) 1. Mineral Exploration in Urdam Tal Area (1990~1993) 2. Improvement Plan for Transshipment Facility at ZAMYU-UUD Station (1991~1993) New Projects 4 Project(s) 1. Water Supply System in Ulaanbaator and Surroundings (M/P,F/S) (1992~19) 2. Topographic Mapping of Ulaan Tsav area (1992~19) 3. Erdenet Mine Modernization and Development Program (F/S) (1992~1993) 4. Development in Tsav Area (M/P) (1992~1994)
Basic Design Study for Grant Aid	Completed Projects (FY 1974-1991) 3 Project(s)	Carried-over Projects 0 Project(s) New Projects 3 Project(s) 1. Project for Improvement of Medical Equipment (1992~1992) 2. Project for Improvement to Transshipment Facilities at Zamin-Uud Station (1992~1992) 3. Project for Re-equipment of Refrigerating System of Darkhan Meat Plant (1992~1993)
Project-type Technical Cooperation	Completed Projects (FY 1954-1991) 0 Project(s) Completed Projects (FY 1974-1991) 0 Project(s)	Carried-over Projects 0 Project(s) New Projects 0 Project(s)
Individual Experts Dispatch Program	27 Person(s) (Mining & Industry 18 Person(s) 66.67 % Energy 4 Person(s) 14.81 % Economic Infrastructure 3 Person(s) 11.11 %)	7 Person(s) Carried over 0 Person(s) (Long-term 0 Person(s) Short-term 0 Person(s) New 7 Person(s) (Long-term 0 Person(s) Short-term 7 Person(s))
Mini-projects & Joint Studies	Completed Projects (FY 1977-1991) 0 Project(s)	Carried-over Projects 0 Project(s) New Projects 0 Project(s)

JICA's Activities in Mongolia

	Cumulative Data (FY 1954-1991)		Performance in FY 1992																
Non-project Equipment Supply		¥ 172 million(s)	0 Case(s)	¥ million(s)															
Non-project Medical Equipment Supply	2 Case(s)	¥ 21 million(s)	0 Case(s)	¥ million(s)															
Technical Training Program	General 114 Person(s)	<table border="0"> <tr> <td>Mining & Industry</td> <td>55 Person(s)</td> <td>48.25 %</td> </tr> <tr> <td>Development Planning</td> <td>23 Person(s)</td> <td>20.18 %</td> </tr> <tr> <td>Public Administration</td> <td></td> <td></td> </tr> <tr> <td>Public Health & Medicine</td> <td>12 Person(s)</td> <td>10.53 %</td> </tr> <tr> <td>Welfare</td> <td></td> <td></td> </tr> </table>	Mining & Industry	55 Person(s)	48.25 %	Development Planning	23 Person(s)	20.18 %	Public Administration			Public Health & Medicine	12 Person(s)	10.53 %	Welfare			Total	61 Person(s)
	Mining & Industry	55 Person(s)	48.25 %																
Development Planning	23 Person(s)	20.18 %																	
Public Administration																			
Public Health & Medicine	12 Person(s)	10.53 %																	
Welfare																			
	Youth Invitation Program	0 Person(s)	Carried over	2 Person(s)															
	Trainees through International Organizations	11 Person(s)	New	59 Person(s)															
			General	49 Person(s)															
			Group Training Course	23 Person(s)															
			Individual Training Course	23 Person(s)															
			(counterpart training	10 Person(s)															
			(cost-sharing type training	0 Person(s)															
			(special program	4 Person(s)															
			Third Country Training Program	3 Person(s)															
			Youth Invitation Program	10 Person(s)															
			Trainees through International Organizations	0 Person(s)															
Third Country Training Program	Completed Projects(FY 1977~1991)		0 Course(s)	Carried over															
				0 Course(s)															
			New	0 Course(s)															
Japan Overseas Cooperation Volunteers	1 Person(s)	<table border="0"> <tr> <td>Development Planning</td> <td>1 Person(s)</td> <td>100 %</td> </tr> <tr> <td>Public Administration</td> <td></td> <td></td> </tr> </table>	Development Planning	1 Person(s)	100 %	Public Administration			Total	5 Person(s)									
Development Planning	1 Person(s)	100 %																	
Public Administration																			
			Carried over	0 Person(s)															
			New	5 Person(s)															
Emigration Services																			
Development Investment & Financial Program	0 Project(s)	¥ million(s)	0 Project(s)	¥ million(s)															
International Disaster Relief Program	FY 1935-1991		0 Case(s)	0 Case(s)															

Capital Assistance to Mongolia

III. Performance of Capital Assistance

	Grant Aid		Loan Aid	
	Number of Projects Implemented and Major Projects	Disbursement (¥100millions)	Number of Projects Implemented and Major Projects	Disbursement (¥100millions)
Cumulative Data (-FY1986)	2 Project(s)	50.16	0 Project(s)	
FY 1987	1 Project(s) 1. Personal Computer for the Education Purpose to the Ministry of External Economic Relations and Supplies	0.47 (0.47)	0 Project(s)	
FY 1988	0 Project(s)		0 Project(s)	
FY 1989	1 Project(s) 1. Video Equipment to the Ministry of Culture	0.47 (0.47)	0 Project(s)	
FY 1990	4 Project(s) 1. Project for the Improvement of the Basic Medical Equipment 2. Audio-Visual Equipment to the Mongolian State University 3. Small Scale Grant Aid (2 Projects)	4.94 (4.50) (0.37) (0.07)	0 Project(s)	
FY 1991	8 Project(s) 1. Non-Project Grant Aid 2. Project for the Improvement of Satellite Communications 3. Food Aid 4. Social Welfare Project 5. Musical instruments to the Mongolian National Orchestra etc.,	33.08 (20.00) (9.48) (2.00) (1.00) (0.50)	1 Project(s) 1. Commodity Loan	48.36 (48.36)

I. Background Information
1. Basic Data

Country	The Union of Myanmar
---------	----------------------

Land Area	677 thousand km ²	GDP	\$ 21,920 millions (1990)	Principal Exports	Light Handicraft, Agricultural Products, Processed Foodstuff.
Population	42.56 millions (1991)	GNP per capita	\$ 220 (1990)	Exports to Japan	\$ 49 millions (1992)
Date of Independence	January 4, 1948	Sectoral Distribution of GDP	Agri. -- %, Min. & Indus. -- % Services -- % (1991)	Imports from Japan	\$ 97 millions (1992)
Regime	Federal Republic	Sectoral Distribution of Employment	Agri. 64 %, Min. & Indus. 9 % Services 27 % (1989~1991)	Gross International Reserves	^{a)} \$ 258.4 millions (1991)
Ethnic Composition	Burmese, Karen, Shan etc.,			Total External Debt	\$ 4,853 millions (1991)
Religion, Language	Buddhism (68%) Animism/Burmese	Merchandise Trade	Exports \$ 588 millions (1991)	Debt Service Ratio	30.4 % (1989)
Currency, Exchange Rate	1US\$=6.2206 K (1993. 2)	Imports	\$ 1,073 millions (1991)	Net ODA Receipts (as % of GNP)	0.8 % (1990)

2. The Flow of Japan's Bilateral ODA to Myanmar

(Net Disbursements; \$ millions)

a) excl. Gold

Year	Technical Cooperation			Grant Aid			Loan Aid			Total		
	Total	Ranking		Total	Ranking		Total	Ranking		Total	Ranking	
		A	B		A	B		A	B		A	B
1989	3.52	--	2	40.36	14	1	27.53	19	1	71.41	20	1
1990	3.16	--	1	30.18	13	1	27.98	22	1	61.32	23	1
1991	4.54	--	1	37.17	12	1	42.81	17	1	84.52	19	1

A : Place of Myanmar among Japan's ODA Recipients

B : Place of Japan's Bilateral ODA to Myanmar among DAC Countries

3. Economic Cooperation of DAC Countries to Myanmar (1991)¹⁾

(Net Disbursements; \$ millions)

	Grants		Loans (2)	Total ODA Net (1)+(2)=(3)	Other Offci. & Private Flows (4)	Total Eco. Coop. Net (3)+(4)=(5)
	(1)	Tech. Coop.				
Bilateral Assis. ²⁾ Major Donor Coun.	61.6 (100.0%)	8.9 (100.0%)	44.3 (100.0%)	105.9 (100.0%)	-15.4	90.5
① Japan	41.7 (67.7%)	4.5 (50.6%)	42.8 (96.6%)	84.5 (79.8%)	-24.5	60.0
② France	8.0 (13.0%)	0.2 (2.2%)	-- (%)	8.0 (7.6%)	-2.9	5.1
③ Switzerland	5.1 (8.3%)	-- (%)	-- (%)	5.1 (4.8%)	--	5.1
④ Germany	2.6 (4.2%)	2.2 (24.7%)	1.5 (3.9%)	4.0 (3.8%)	24.2	28.2
Multilat. Assis. Major Donors	33.1 (100.0%)	30.4 (100.0%)	37.0 (100.0%)	70.1 (100.0%)	-0.3	69.8
① IDA	--	--	--	38.0 (54.2%)	--	38.0
② UNDP	--	--	--	17.9 (25.5%)	--	17.9
Others	--	--	--	--	--	--
Total	94.7	39.3	81.3	176.0	-15.8	160.2

4. Agreement on Technical Cooperation, etc.

(1) Agreement on Tech. Coop.; Signed on 1963. 3.29
(2) E/N on Dispatching JOCV; Signed on . . .

5. Agencies Responsible for Coordinating Assistance

Tech. Coop : }
Grant Aid : } Foreign Economic Relations Department, Ministry of Planning & Finance
JOCV : }

¹⁾ Calendar year

²⁾ Figures are ranked according to ODA Net Disbursements

JICA's Activities in The Union of Myanmar

II. Performance (FY 1954-1991)

	Cumulative Data (FY 1954-1991)		Performance in FY 1992			
Technical Cooperation Disbursement	¥ 15,484 million(s)		¥ million(s)			
Improvement of Aid Efficiency & Effectiveness	Project Identification Study	1 Case (s)	Project Identification Study	0 Case (s)		
	Project Formulation Study	0 Case (s)	Project Formulation Study	0 Case (s)		
	Project Formulation Advisor	0 Person (s)	Project Formulation Advisor	0 Person (s)		
	Local Technical Advisor	0 Person (s)	Local Technical Advisor	0 Person (s)		
Development Study	Completed Projects (FY 1954-1991)	19 Project (s)	Carried-over Projects	1 Project (s)		
	Completed Projects (FY 1974-1991)	15 Project (s)	1. Hydroelectric Power Development	(1987~)		
	Annex		New Projects	0 Project (s)		
Basic Design Study for Grant Aid	Completed Projects (FY 1974-1991)	29 Project (s)	Carried-over Projects	0 Project (s)		
			New Projects	0 Project (s)		
Project-type Technical Cooperation	Completed Projects (FY 1954-1991)	10 Project (s)	Carried-over Projects	2 Project (s)		
	Completed Projects (FY 1974-1991)	9 Project (s)	1. Irrigation Technology Center	(1988-1994)		
	1. Forest Development in the Arakan Range	(1977~1981)	2. Central Forestry Development Training Center Project	(1990~1995)		
	2. Pig and Poultry Development Project	(1978~1983)	New Projects	0 Project (s)		
	3. Bridge Engineering Training Centre	(1979~1985)				
	4. Communicable Disease Research and Control	(1980~1984)				
	5. Metallurgical Research and Development Centre	(1980~1984)				
	6. Development Centre for Pharmaceutical Technology	(1981~1985)				
	7. Central Agriculture Development Training Center	(1983~1988)				
	8. Gastroenterology Services Improvement	(1984~1988)				
9. Research on Treatment of Infections Diseases of the Alimentary System	(1985~1990)					
Individual Experts Dispatch Program	204 Person (s)	(Economic Infrastructure 85 Person (s) 41.67 %)	0 Person (s)	Carried over	0 Person (s)	(Long-term 0 Person (s))
		(Mining & Industry 45 Person (s) 22.06 %)		New	0 Person (s)	(Short-term 0 Person (s))
		(Agriculture & Forestry 31 Person (s) 15.20 %)				(Long-term 0 Person (s))
						(Short-term 0 Person (s))
Mini-projects & Joint Studies	Completed Projects (FY 1977-1991)	0 Project (s)	Carried-over Projects	0 Project (s)		
			New Projects	0 Project (s)		

JICA's Activities in The Union of Myanmar

	Cumulative Data (FY 1954-1991)		Performance in FY 1992	
Non-project Equipment Supply		¥ 522 million(s)	0 Case(s)	¥ million(s)
Non-project Medical Equipment Supply	5 Case(s)	¥ 99 million(s)	0 Case(s)	¥ million(s)
Technical Training Program	General 1,554 Person(s) (Economic Infrastructure 380 Person(s) 24.45 % Agriculture & Forestry 337 Person(s) 21.69 % Mining & Industry 313 Person(s) 20.14 %)		Total 19 Person(s) Carried over 6 Person(s)	
	Youth Invitation Program 20 Person(s) Trainees through International Organizations 132 Person(s)		New 13 Person(s) General 10 Person(s) Group Training Course 0 Person(s) Individual Training Course 8 Person(s) (counterpart training 8 Person(s)) (cost-sharing type training 0 Person(s)) (special program 0 Person(s)) Third Country Training Program 2 Person(s) Youth Invitation Program 0 Person(s) Trainees through International Organizations 3 Person(s)	
Third Country Training Program	Completed Projects(FY 1977~1991)	0 Course(s)	Carried over	0 Course(s)
			New	0 Course(s)
Japan Overseas Cooperation Volunteers	0 Person(s)		Total 0 Person(s) Carried over 0 Person(s) New 0 Person(s)	
Emigration Services				
Development Investment & Financial Program	0 Project(s)	¥ million(s)	0 Project(s)	¥ million(s)
International Disaster Relief Program	FY 1935-1991	4 Case(s)		0 Case(s)

Capital Assistance to The Union of Myanmar

III. Performance of Capital Assistance

	Grant Aid		Loan Aid	
	Number of Projects Implemented and Major Projects	Disbursement (¥100millions)	Number of Projects Implemented and Major Projects	Disbursement (¥100millions)
Cumulative Data (-FY1986)	79 Project (s)	850.07	54 Project (s)	3,700.22
FY 1987	8 Project (s) 1. Aid for Increased Food Production 2. Project for the Construction of the Central Forestry Development Training Center 3. Project for the Establishment of the Seed Bank 4. Project for the Construction of Public Facilities 5. Project of the Maritime Education and Training etc..	95.82 (24.00) (27.25) (16.13) (11.00) (5.91)	5 Project (s) 1. Commodity Loan 2. Combined Cycle Power Station Project (Shwedaung and Mann) 3. Loan for Four Industrial Projects 4. Rangoon Power Distribution Improvement Project 5. Baluchaung No.2 Power Station Renovation Project	329.00 (110.00) (85.00) (50.00) (48.70) (35.30)
FY 1988	2 Project (s) 1. Debt Relief 2. Emergency Food Aid	37.16 (36.55) (0.61)	0 Project (s)	
FY 1989	0 Project (s)		0 Project (s)	
FY 1990	1 Project (s) 1. Debt Relief	35.00 (35.00)	0 Project (s)	
FY 1991	2 Project (s) 1. Debt Relief 2. Debt Relief	50.00 (30.00) (20.00)	0 Project (s)	

I. Background Information
1. Basic Data

Country	Kingdom of Nepal
---------	------------------

Land Area	141 thousand km ²	GDP	\$ 3,063 millions (1991)	Principal Exports	Jute Products, Food Stuff
Population	21.09 millions (1992)	GNP per capita	\$ 180 (1991)	Exports to Japan	\$ 2,222 millions (1992)
Date of Independence	1769	Sectoral Distribution of GDP	Agri. 59 %, Min. & Indus. 14 % Services 27 % (1991)	Imports from Japan	\$ 59.426 millions (1992)
Regime	Constitutional Monarchy			Gross International Reserves	\$ 451 millions (1991)
Ethnic Composition	Indian, Tibetan, etc.,	Sectoral Distribution of Employment	Agri. 93 %, Min. & Indus. 1 % Services 6 % (1989~1991)	Total External Debt	\$ 1,769 millions (1991)
Religion, Language	Hindu, Buddhism, Muslem / Nepali			Debt Service Ratio	13.6 % (1991)
Currency, Exchange Rate	1US\$ = 50.150 NRs (1993. 2)	Merchandise Trade	Exports \$ 263 millions (1991)	Net ODA Receipts (as % of GNP)	13.8 % (1991)
			Imports \$ 758 millions (1991)		

2. The Flow of Japan's Bilateral ODA to Nepal

(Net Disbursements: \$ millions)

	Technical Cooperation			Grant Aid			Loan Aid			Total		
	Total	Ranking		Total	Ranking		Total	Ranking		Total	Ranking	
		A	B		A	B		A	B		A	B
1989	14.57	17	2	42.24	13	1	20.58	24	1	77.39	17	1
1990	12.86	23	4	34.27	12	1	8.04	30	2	55.17	24	1
1991	15.52	20	2	44.33	9	1	67.69	16	2	127.54	13	1

A : Place of Nepal among Japan's ODA Recipients

B : Place of Japan's Bilateral ODA to Nepal among DAC Countries

3. Economic Cooperation of DAC Countries to Nepal (1991)¹⁾

(Net Disbursements: \$ millions)

	Grants (1)		Loans (2)	Total ODA Net (1)+(2)=(3)	Other Offci. & Private Flows (4)	Total Eco. Coop. Net (3)+(4)=(5)
		Tech. Coop.				
Bilateral Assis. ²⁾ Major Donor Coun.	213.6 (100.0%)	78.3 (100.0%)	76.7 (100.0%)	290.3 (100.0%)	-4.5	285.8
① Japan	59.9 (28.0%)	15.6 (19.8%)	67.7 (88.3%)	127.6 (44.0%)	8.1	135.7
② Germany	36.9 (17.3%)	14.3 (18.3%)	-- (-- %)	36.9 (12.7%)	-0.3	36.6
③ U.K.	33.7 (15.8%)	17.3 (22.1%)	-0.2 (-0.3%)	33.5 (11.5%)	-2.3	31.2
④ Finland	18.0 (8.4%)	6.3 (8.0%)	-- (-- %)	18.0 (6.2%)	--	18.0
Multilat. Assis. Major Donors	44.9 (100.0%)	38.4 (100.0%)	119.1 (100.0%)	164.0 (100.0%)	4.7	168.7
① AsDB				74.7 (45.5%)	--	74.7
② IDA				46.0 (28.0%)	--	46.0
Others	--	--	-1.0	-1.0	--	-1.0
Total	258.5	116.7	194.8	453.2	0.3	453.5

4. Agreement on Technical Cooperation, etc.

(1) Agreement on Tech. Coop.; Signed on
(2) E/N on Dispatching JOCV; Signed on 1970. 2. 2

5. Agencies Responsible for Coordinating Assistance

Tech. Coop : }
Grant Aid : } Foreign Aid & Coordination Division,
JOCV : } Ministry of Finance

¹⁾ Calendar year

²⁾ Figures are ranked according to ODA Net Disbursements

JICA's Activities in Kingdom of Nepal

II. Performance (FY 1954-1991)

	Cumulative Data (FY 1954-1991)		Performance in FY 1992		
Technical Cooperation Disbursement	¥ 21,410 million(s)		¥ million(s)		
Improvement of Aid Efficiency & Effectiveness	Project Identification Study Project Formulation Study Project Formulation Advisor Local Technical Advisor	2 Case(s) 0 Case(s) 1 Person(s) 1 Person(s)	Project Identification Study Project Formulation Study Project Formulation Advisor Local Technical Advisor	0 Case(s) 2 Case(s) 0 Person(s) 0 Person(s)	
Development Study	Completed Projects (FY 1954-1991) Completed Projects (FY 1974-1991) Annex	17 Project(s) 14 Project(s)	Carried-over Projects 1. Topographic Mapping of Lumbini Zone 2. Kathmandu Valley Urban Road Development 3. Water Resources Development of Karnai and Mahokari River 4. Nationwide Hydro-Meteorological Data Management Project 5. Terai Groundwater Resources Evaluation and Development Project 6. Rajkudwa Irrigation Project New Projects 1. Rehabilitation for Government Developed Irrigation Schemes (M/P) 2. Shindhuli Road Construction Project (F/S) 3. Tribhuvan International Airport Modernization Plan 4. Ilam Small Hydropower Development Project (F/S)	6 Project(s) (1989~1994) (1990~1992) (1990~1993) (1990~1993) (1990~1994) (1991~1993) 4 Project(s) (1992~) (1992~) (1992~) (1992~)	
Basic Design Study for Grant Aid	Completed Projects (FY 1974-1991)	28 Project(s)	Carried-over Projects 1. Project for Extension and Reinforcement of Power Transmission and Distribution System New Projects 1. Project for Improvement of the Transportation Capacity 2. Project for the Expansion of Kanti Children's Hospital 3. Project for Expansion of the Educational Materials Center	1 Project(s) (1991~1992) 3 Project(s) (1992~1992) (1992~1992) (1992~1992)	
Project-type Technical Cooperation	Completed Projects (FY 1954-1991) Completed Projects (FY 1974-1991) 1. Janakpur Zone Agricultural Development 2. Development of Cottage Industry 3. Tribuvan University Medicine Department 4. Horticultural Development Project 5. Family Planning · Maternal and Child Health Project	7 Project(s) 5 Project(s) (1971~1984) (1980~1985) (1980~1989) (1985~1990) (1985~1991)	Carried-over Projects 1. National Tuberculosis Program 2. Medical Education Project 3. Water Induced Disaster Prevention Technical Center 4. Forestry Extension Project 5. Natural Water Fisheries Development New Projects 1. Horticulture Development Project Phase II	5 Project(s) (1987~1992) (1989~1994) (1991~1996) (1991~1994) (1991~1994) 1 Project(s) (1992~1997)	
Individual Experts Dispatch Program	155 Person(s) (Energy Agriculture & Forestry Mining & Industry)	33 Person(s) 21.29 % 32 Person(s) 20.65 % 29 Person(s) 18.71 %	19 Person(s) Carried over New	5 Person(s) (Long-term Short-term) 14 Person(s) (Long-term Short-term)	5 Person(s) 0 Person(s) 5 Person(s) 9 Person(s)
Mini-projects & Joint Studies	Completed Projects (FY 1977-1991)	0 Project(s)	Carried-over Projects New Projects 1. Alternative Energy Research and Development Project	0 Project(s) 1 Project(s) (1992~1995)	

JICA's Activities in Kingdom of Nepal

	Cumulative Data (FY 1954-1991)		Performance in FY 1992													
Non-project Equipment Supply		¥ 290 million(s)	2 Case(s) 1. Equipment for Teaching Vehicle Maintenance 2. Equipment for Construction Materials Examination	¥ 65 million(s) (45) (20)												
Non-project Medical Equipment Supply	4 Case(s)	¥ 108 million(s)	1 Case(s) 1. Medical Equipment for Infectious Diseases Control	¥ 6 million(s) (6)												
Technical Training Program	General 1,422 Person (s) Youth Invitation Program Trainees through International Organizations	<table border="0"> <tr> <td>(Agriculture & Forestry</td> <td>294 Person (s)</td> <td>20.68 %</td> </tr> <tr> <td>(Economic Infrastructure</td> <td>278 Person (s)</td> <td>19.55 %</td> </tr> <tr> <td>(Development Planning</td> <td>268 Person (s)</td> <td>18.85 %</td> </tr> <tr> <td>(Public Administration</td> <td></td> <td></td> </tr> </table>	(Agriculture & Forestry	294 Person (s)	20.68 %	(Economic Infrastructure	278 Person (s)	19.55 %	(Development Planning	268 Person (s)	18.85 %	(Public Administration			Total Carried over New General Group Training Course Individual Training Course (counterpart training (cost-sharing type training (special program Third Country Training Program Youth Invitation Program Trainees through International Organizations	132 Person (s) 16 Person (s) 116 Person (s) 107 Person (s) 50 Person (s) 32 Person (s) 28 Person (s) 0 Person (s) 0 Person (s) 25 Person (s) 9 Person (s) 0 Person (s)
(Agriculture & Forestry	294 Person (s)	20.68 %														
(Economic Infrastructure	278 Person (s)	19.55 %														
(Development Planning	268 Person (s)	18.85 %														
(Public Administration																
Third Country Training Program	Completed Projects(FY 1977~1991)	0 Course (s)	Carried over New	0 Course (s) 0 Course (s)												
Japan Overseas Cooperation Volunteers	518 Person (s)	<table border="0"> <tr> <td>(Human Resources Development</td> <td>121 Person (s)</td> <td>23.36 %</td> </tr> <tr> <td>(Agriculture & Forestry</td> <td>107 Person (s)</td> <td>20.66 %</td> </tr> <tr> <td>(Economic Infrastructure</td> <td>101 Person (s)</td> <td>19.50 %</td> </tr> </table>	(Human Resources Development	121 Person (s)	23.36 %	(Agriculture & Forestry	107 Person (s)	20.66 %	(Economic Infrastructure	101 Person (s)	19.50 %	Total Carried over New	77 Person (s) 52 Person (s) 25 Person (s)			
(Human Resources Development	121 Person (s)	23.36 %														
(Agriculture & Forestry	107 Person (s)	20.66 %														
(Economic Infrastructure	101 Person (s)	19.50 %														
Emigration Services																
Development Investment & Financial Program	0 Project (s)	¥ million(s)	0 Project (s)	¥ million(s)												
International Disaster Re- lief Program	FY 1935-1991	1 Case(s)		0 Case(s)												

II. Annex (FY 1954-1991)

JICA's Activities in Kingdom of Nepal

Development Study	
Completed Projects (FY 1954-1991)	17 Project(s)
Completed Projects (FY 1974-1991)	14 Project(s)
1. Kulekhani No.2 Hydropower Station Project, Kathmandu Transmission & Distribution System Project	(1977~1978)
2. Construction of Jdaipur Cement Plant	(1977~1978)
3. Sapt Gandaki Hydroelectric Power Development Project	(1980~1982)
4. Rural Telecommunications Network Project	(1982~1983)
5. Kosi River Water Resources Development	(1982~1984)
6. Establishment of Urea Fertilizer Plant	(1983~1984)
7. Shindali Road Construction Project	(1985~1988)
8. Establishment of Integrated Textile Mill	(1985~1986)
9. Development Plan of Television Network	(1986~1987)
10. Development of Civil Aviation Network in Nepal	(1987~1989)
11. Integrated Rural Development Project in the Lumbini Zone	(1988~1989)
12. Grandwater Management Project in Kathmandu Valley	(1988~1990)
13. Integrated Rural Development Project in the Lumbini Zone	(1986~1990)
14. Extension and Reinforcement of Power Transmission and Distribution System	(1989~1991)

--

Capital Assistance to Kingdom of Nepal

III. Performance of Capital Assistance

	Grant Aid		Loan Aid	
	Number of Projects Implemented and Major Projects	Disbursement (¥100millions)	Number of Projects Implemented and Major Projects	Disbursement (¥100millions)
Cumulative Data (-FY1986)	64 Project(s)	528.15	5 Project(s)	165.15
FY 1987	8 Project(s) 1. Debt Relief 2. Aid for Increased Food Production 3. Construction of the National Tuberculosis Center 4. Project for the Improvement of Transportation Capacity 5. Construction of River Levee etc.,	71.84 (24.00) (20.00) (14.31) (11.96) (11.79)	1 Project(s) 1. Udaipur Cement Plant Project	187.70 (187.70)
FY 1988	9 Project(s) 1. Aid for Increased Food Production 2. Project for Expansion and Development of the Medium Wave Radio Broadcasting Network 3. Construction of River Levee 4. Project for the Improvement of the Transportation Capacity 5. Project for the Water Supply to Urban and Semi-Urban Centers etc.,	55.46 (15.50) (14.60) (8.45) (8.25) (4.05)	0 Project(s)	
FY 1989	8 Project(s) 1. Aid for Increased Food Production 2. Project for the Expansion and Development of Medium Wave Radio Broadcasting Network 3. Project for the Water Supply to Urban and Semi-Urban Centers 4. Project for the Development of Groundwater in Terai 5. Construction of River Levee etc.,	47.21 (6.50) (14.11) (11.41) (4.52) (4.50)	0 Project(s)	

Capital Assistance to Kingdom of Nepal

III. Performance of Capital Assistance

	Grant Aid		Loan Aid	
	Number of Projects Implemented and Major Projects	Disbursement (¥100millions)	Number of Projects Implemented and Major Projects	Disbursement (¥100millions)
FY 1990	8 Project(s) 1. Debt Relief 2. Aid for Increased Food Production 3. Project for the Expansion of Tribhuvan Univ. Institute of Medicine and the Teaching Hospital 4. Project for the Water Supply to Urban and Semi-Urban Centers 5. Project for the Reconstruction of the Bridges in Kathmandu Valley etc.,	51.27 (4.37) (5.00) (12.91) (12.41) (8.74)	1 Project(s) 1. Kulekhani Disaster Prevention Project	27.10 (27.10)
FY 1991	11 Project(s) 1. Project for the Water Supplies to Urban and Semi-urban Centers 2. Project for the Expansion of Tribhuvan University's Institute of Medicine and the Teaching Hospital 3. Project for the Expansion of the Rural Telecommunication Network 4. Project for Construction of Bus Terminal in Kathmandu 5. Aid for Increased Food Production etc.,	66.70 (15.46) (14.42) (9.04) (7.86) (5.00)	0 Project(s)	

I. Background Information
1. Basic Data

Country	Republic of the Philippines
---------	-----------------------------

Land Area	300 thousand km ²	GDP	\$ 44,908 millions (1991)	Principal Exports	Electronic Products Clothing, Coconut Oil
Population	64.25 millions (1992)	GNP per capita	\$ 730 (1991)	Exports to Japan	\$ 2,333 millions (1992)
Date of Independence	July 4, 1946	Sectoral Distribution of GDP	Agri. 21 %, Min. & Indus. 34 % Services 44 % (1991)	Imports from Japan	\$ 3,517 millions (1992)
Regime	Constitutional Republic			Gross International Reserves	\$ 4,436 millions (1991)
Ethnic Composition	Malay etc.,	Sectoral Distribution of Employment	Agri. 41 %, Min. & Indus. 19 % Services 40 % (1989~1991)	Total External Debt	\$ 31,897 millions (1991)
Religion, Language	Catholic etc./ Pilipino English			Merchandise Exports	\$ 9,693 millions (1992)
Currency, Exchange Rate	1US\$=26.687 P (1993. 4)	Trade Imports	\$ 14,478 millions (1992)	Net ODA Receipts (as % of GNP)	2.3 % (1991)

2. The Flow of Japan's Bilateral ODA to the Philippines

(Net Disbursements: \$ millions)

	Technical Cooperation			Grant Aid			Loan Aid			Total		
	Total	Ranking		Total	Ranking		Total	Ranking		Total	Ranking	
		A	B		A	B		A	B		A	B
1989	60.74	4	1	115.32	2	2	227.69	4	1	403.75	4	1
1990	61.98	4	2	91.15	2	2	494.31	3	1	647.45	3	1
1991	63.43	4	2	110.19	2	2	285.30	8	1	458.92	5	1

A : Place of the Philippines among Japan's ODA Recipients B : Place of Japan's Bilateral ODA to the Philippines among DAC Countries

3. Economic Cooperation of DAC Countries to the Philippines (1991)¹⁾

(Net Disbursements: \$ millions)

	Grants (1)		Loans (2)	Total ODA Net (1)+(2)=(3)	Other Offci. & Private Flows (4)	Total Eco. Coop. Net (3)+(4)=(5)
		Tech. Coop.				
Bilateral Assis. ²⁾ Major Donor Coun.	559.5 (100.0%)	291.1 (100.0%)	303.0 (100.0%)	862.5 (100.0%)	330.0	1,192.5
① Japan	173.6 (31.0%)	63.4 (21.8%)	285.3 (94.2%)	458.9 (53.2%)	367.4	826.3
② U.S.A.	235.0 (42.0%)	133.0 (45.7%)	-11.0 (-3.6%)	224.0 (26.0%)	-15.0	209.0
③ Germany	32.0 (5.7%)	23.2 (8.0%)	15.5 (5.1%)	47.5 (5.5%)	185.9	233.4
④ Australia	37.5 (6.7%)	29.5 (10.1%)	- ()	37.5 (4.3%)	9.4	46.9
Multilat. Assis. Major Donors	65.9 (100.0%)	40.8 (100.0%)	127.5 (100.0%)	193.4 (100.0%)	256.6	450.0
① AsDB				100.5 (52.0%)	114.8	215.3
② IDA				33.0 (17.0%)	-	33.0
Others	0.1	-	-0.7	-0.7	-	-0.7
Total	625.4	331.9	429.8	1,055.2	586.6	1,641.8

4. Agreement on Technical Cooperation, etc.

(1) Agreement on Tech. Coop.; Signed on . . .
(2) E/N on Dispatching JOCV; Signed on 1966. 2.15

5. Agencies Responsible for Coordinating Assistance

Tech. Coop : } National Economic & Development
Grant Aid : } Authority (NEDA)
JOVCV : Philippine National Volunteer Service Coordination Agency; PNVSCA, NEDA

¹⁾ Calendar year

²⁾ Figures are ranked according to ODA Net Disbursements

JICA's Activities in Republic of the Philippines

II. Performance (FY 1954-1991)

	Cumulative Data (FY 1954-1991)		Performance in FY 1992			
Technical Cooperation Disbursement	¥ 77,430 million (s)		¥ million (s)			
Improvement of Aid Efficiency & Effectiveness	Project Identification Study Project Formulation Study Project Formulation Advisor Local Technical Advisor	4 Case(s) 10 Case(s) 2 Person (s) 1 Person (s)	Project Identification Study Project Formulation Study Project Formulation Advisor Local Technical Advisor	1 Case (s) 3 Case (s) 1 Person (s) 2 Person (s)		
Development Study	Completed Projects (FY 1954-1991) Completed Projects (FY 1974-1991)	128 Project (s) 109 Project (s)	Carried-over Projects Annex	12 Project (s)		
	Annex		New Projects Annex	8 Project (s)		
Basic Design Study for Grant Aid	Completed Projects (FY 1974-1991)	63 Project (s)	Carried-over Projects Annex	8 Project (s)		
			New Projects Annex	8 Project (s)		
Project-type Technical Cooperation	Completed Projects (FY 1954-1991) Completed Projects (FY 1974-1991)	17 Project (s) 12 Project (s)	Carried-over Projects Annex	10 Project (s)		
	Annex		New Projects Annex	4 Project (s)		
Individual Experts Dispatch Program	723 Person (s)	(Economic Infrastructure 315 Person (s) 43.57 % Agriculture & Forestry 78 Person (s) 10.79 % Mining & Industry 76 Person (s) 10.51 %)	134 Person (s) Carried over New	46 Person (s) 88 Person (s)	(Long-term Short-term Long-term Short-term)	46 Person (s) 0 Person (s) 19 Person (s) 69 Person (s)
Mini-projects & Joint Studies	Completed Projects (FY 1977-1991)	2 Project (s)	Carried-over Projects	2 Project (s)		
	1. Development of the Philippines and Economic Cooperation of Japan (1978~1978) 2. Biotechnology (Alcoholic fermentation and Nitrogen fixation) (1984~1987)		1. Hydrographic Surveying and Nautical Charting (M) 2. Productivity Development Program (M)	(1991~1994) (1991~1994)		
			New Projects	2 Project (s)		
			1. Upgrading of Agri-Industrial Chemicals Research and Development 2. Technical Cooperation on Road Pavement (M)	(1992~1995) (1992~1995)		

JICA's Activities in Republic of the Philippines

	Cumulative Data (FY 1954-1991)	Performance in FY 1992																																					
Non-project Equipment Supply	¥ 1,027 million(s)	2 Case(s) ¥ 82 million(s) 1. Equipment for Waterworks Management (27) 2. Equipment for Analyzing Compositions of Customs (55)																																					
Non-project Medical Equipment Supply	7 Case(s) ¥ 15.4 million(s)	Case(s) ¥ 52 million(s) 1. Medical Equipment (52)																																					
Technical Training Program	General 5,801 Person(s) <table border="0"> <tr> <td>(Economic Infrastructure</td> <td>1,294 Person(s)</td> <td>22.31 %</td> </tr> <tr> <td>(Agriculture & Forestry</td> <td>1,113 Person(s)</td> <td>19.19 %</td> </tr> <tr> <td>(Mining & Industry</td> <td>844 Person(s)</td> <td>14.55 %</td> </tr> </table> Youth Invitation Program 1,195 Person(s) Trainees through International Organizations 297 Person(s)	(Economic Infrastructure	1,294 Person(s)	22.31 %	(Agriculture & Forestry	1,113 Person(s)	19.19 %	(Mining & Industry	844 Person(s)	14.55 %	Total 545 Person(s) Carried over 50 Person(s) New 495 Person(s) General 345 Person(s) (Group Training Course 154 Person(s) Individual Training Course 121 Person(s) (counterpart training 74 Person(s) (cost-sharing type training 0 Person(s) (special program 14 Person(s) Third Country Training Program 70 Person(s) Youth Invitation Program 148 Person(s) Trainees through International Organizations 2 Person(s)																												
(Economic Infrastructure	1,294 Person(s)	22.31 %																																					
(Agriculture & Forestry	1,113 Person(s)	19.19 %																																					
(Mining & Industry	844 Person(s)	14.55 %																																					
Third Country Training Program	Completed Projects(FY 1977~1991) <table border="0"> <tr> <td>1. ADB-JICA Training Program and Workshop in Energy Data</td> <td>(1989~1989)</td> <td>7 Course(s)</td> </tr> <tr> <td>2. Civil Engineering and Construction</td> <td>(1986~1989)</td> <td></td> </tr> <tr> <td>3. Architecture (for Bachelor)</td> <td>(1987~1990)</td> <td></td> </tr> <tr> <td>4. A senior Course on Transport Technology</td> <td>(1981~1991)</td> <td></td> </tr> <tr> <td>5. Civil Aviation Security Course</td> <td>(1991~1991)</td> <td></td> </tr> <tr> <td>6. Civil Engineering (for Bachelor)</td> <td>(1988~1991)</td> <td></td> </tr> <tr> <td>7. Preservation Technique for Genetic Resources in Test-Tubes</td> <td>(1990~1991)</td> <td></td> </tr> </table>	1. ADB-JICA Training Program and Workshop in Energy Data	(1989~1989)	7 Course(s)	2. Civil Engineering and Construction	(1986~1989)		3. Architecture (for Bachelor)	(1987~1990)		4. A senior Course on Transport Technology	(1981~1991)		5. Civil Aviation Security Course	(1991~1991)		6. Civil Engineering (for Bachelor)	(1988~1991)		7. Preservation Technique for Genetic Resources in Test-Tubes	(1990~1991)		Carried over 5 Course(s) <table border="0"> <tr> <td>1. Workshops on the Laboratory Diagnosis and Research Techniques</td> <td>(1987~1992)</td> </tr> <tr> <td>2. Regional Training Orientation Course on the Principles & Practices of Appropriate Technology Development</td> <td>(1989~1993)</td> </tr> <tr> <td>3. Use of Computers for Instructional Purposes in Technician Education</td> <td>(1991~1992)</td> </tr> <tr> <td>4. Transportation Planning and Traffic Control</td> <td>(1991~1992)</td> </tr> <tr> <td>5. Malaria and Bilharzia</td> <td>(1991~1993)</td> </tr> </table> New 3 Course(s) <table border="0"> <tr> <td>1. Building Construction Project Management</td> <td>(1992~1996)</td> </tr> <tr> <td>2. Diversified Crops Irrigation Engineering</td> <td>(1992~1996)</td> </tr> <tr> <td>3. Family Planning and Maternal Child Health</td> <td>(1992~1993)</td> </tr> </table>	1. Workshops on the Laboratory Diagnosis and Research Techniques	(1987~1992)	2. Regional Training Orientation Course on the Principles & Practices of Appropriate Technology Development	(1989~1993)	3. Use of Computers for Instructional Purposes in Technician Education	(1991~1992)	4. Transportation Planning and Traffic Control	(1991~1992)	5. Malaria and Bilharzia	(1991~1993)	1. Building Construction Project Management	(1992~1996)	2. Diversified Crops Irrigation Engineering	(1992~1996)	3. Family Planning and Maternal Child Health	(1992~1993)
1. ADB-JICA Training Program and Workshop in Energy Data	(1989~1989)	7 Course(s)																																					
2. Civil Engineering and Construction	(1986~1989)																																						
3. Architecture (for Bachelor)	(1987~1990)																																						
4. A senior Course on Transport Technology	(1981~1991)																																						
5. Civil Aviation Security Course	(1991~1991)																																						
6. Civil Engineering (for Bachelor)	(1988~1991)																																						
7. Preservation Technique for Genetic Resources in Test-Tubes	(1990~1991)																																						
1. Workshops on the Laboratory Diagnosis and Research Techniques	(1987~1992)																																						
2. Regional Training Orientation Course on the Principles & Practices of Appropriate Technology Development	(1989~1993)																																						
3. Use of Computers for Instructional Purposes in Technician Education	(1991~1992)																																						
4. Transportation Planning and Traffic Control	(1991~1992)																																						
5. Malaria and Bilharzia	(1991~1993)																																						
1. Building Construction Project Management	(1992~1996)																																						
2. Diversified Crops Irrigation Engineering	(1992~1996)																																						
3. Family Planning and Maternal Child Health	(1992~1993)																																						
Japan Overseas Cooperation Volunteers	893 Person(s) <table border="0"> <tr> <td>(Agriculture & Forestry</td> <td>370 Person(s)</td> <td>41.73 %</td> </tr> <tr> <td>(Mining & Industry</td> <td>171 Person(s)</td> <td>19.15 %</td> </tr> <tr> <td>(Human Resources Development</td> <td>111 Person(s)</td> <td>12.43 %</td> </tr> </table>	(Agriculture & Forestry	370 Person(s)	41.73 %	(Mining & Industry	171 Person(s)	19.15 %	(Human Resources Development	111 Person(s)	12.43 %	Total 108 Person(s) Carried over 73 Person(s) New 35 Person(s)																												
(Agriculture & Forestry	370 Person(s)	41.73 %																																					
(Mining & Industry	171 Person(s)	19.15 %																																					
(Human Resources Development	111 Person(s)	12.43 %																																					
Emigration Services																																							
Development Investment & Financial Program	19 Project(s) ¥ 3,292 million(s)	1 Project(s) ¥ 28 million(s)																																					
International Disaster Relief Program	FY 1995-1991 4 Case(s)	3 Case(s) 1. Mt. Pinatubo Volcanic Eruption/Floods 2. Mt. Pinatubo Volcanic Eruption/Mudflows 3. Mt. Pinatubo Volcanic Eruption																																					

JICA's Activities in Republic of the Philippines

II. Annex 1 (FY 1954-1992)

Development Study	
Completed Projects (FY 1954-1991)	128 Project(s)
Completed Projects (FY 1974-1991)	109 Project(s)
1. Development of Petrochemical Industry	(1974~1975)
2. Manila Rapid Transit Railway Line No.1	(1974~1976)
3. Geological Survey of Northeastern Luzon	(1974~1976)
4. Construction Plan of Subic Ship Repair Yard	(1975~1976)
5. Pan-Philippine Highway Ferry Service Plan	(1975~1976)
6. Cagayan Integrated Agricultural Development Project	(1975~1976)
7. Flood-Forecasting Systems in the Agno, Bicol & Cagayan River Basins	(1975~1977)
8. Ilocos Norte Irrigation Project	(1975~1980)
9. C-3 & R-4 & Related Roads Project	(1976~1977)
10. Grain Terminal Construction Projects in Manila & Cebu	(1976~1977)
11. Electric Distribution Project in Cagayan Valley	(1976~1977)
12. Pasig-Potrero River Flood Control & Sabo Project	(1976~1978)
13. Bohol Integrated Area Development Project	(1976~1977)
14. Pan-Philippine Highway Ferry Service (follow-up)	(1977~1977)
15. Fish Finding (Skupjack) Survey	(1977~1977)
16. Telecommunications Network Project in the Northern Part of Luzon	(1977~1978)
17. Mine Tailing Disposal System in the Baguio District	(1977~1978)
18. Topographic Mapping Project for Cagayan Valley	(1977~1982)
19. Reviw on the F/S of Fishing Port Package 1	(1978~1978)
20. Didyon Hydroelectric Power Development Project at the Upper Cagayan River	(1978~1978)
21. Bohol Integrated Area Development Project	(1978~1979)
22. Manila-Battan Coastal Road & Its Related Roads	(1978~1979)
23. Hospital Development Project	(1978~1979)
24. Construction of Integrated Steel Mill	(1978~1979)
25. ASEAN Fertilizer Project	(1978~1979)

Development Study	
26. Mayon Volcano Sabo & Flood Control Project	(1978~1980)
27. Agos River Hydropower Project	(1978~1980)
28. Geological Survey of Northeastern Luzon	(1978~1980)
29. Davao City Urban Transport cum Land Use	(1978~1981)
30. Pampanga Delta Development Project	(1979~1981)
31. Transmission Line Network Expansion & Interconnection Project in the VisayasIslands	(1979~1980)
32. Rural Telecommunications Project in Regions III (Central Luzon) & IV (Southern Tagalog)	(1979~1981)
33. Alcogas Project	(1979~1982)
34. Development Project of the Port of Irene	(1980~1981)
35. Dalton Pass Tunnel Project	(1980~1981)
36. Metro Manila Outer Major Roads Project (Southern Package)	(1980~1981)
37. Mabini Agricultural Development Project	(1980~1981)
38. EHV Transmission Line Project in Luzon Island	(1980~1981)
39. Leyte Interconnection Project	(1980~1981)
40. Minicipal Water Supply Projects	(1980~1982)
41. Alcogas Project	(1980~1982)
42. Mayon Volcano Sabo Flood Control Project (Re-Study)	(1981~1982)
43. Exploration Development & Production of Water-Dissolved Natural Gas	(1981~1982)
44. Metro Manila Outer Major Roads Project (Northern Package)	(1981~1983)
45. Matuno River Development Project	(1981~1983)
46. Matuno River Development Project	(1981~1983)
47. Improvement Project of the Operation & Maintenance of National Irrigation Systems	(1981~1983)
48. Geological Survey of Mindoro Island	(1981~1983)
49. Rehabilitation of Thermal Power Plants in Metro Manila	(1982~1982)
50. Development Project of the Port of San Fernando	(1982~1983)

II. Annex 2 (FY 1954-1992)

Development Study	
51. Improvement Project of the Operation & Maintenance of National Irrigation Systems (UPRIIS)	(1982~1983)
52. The Leyte Mindanao Power Transmission Project	(1982~1983)
53. Infanta-Real Area Urban Development Project	(1982~1984)
54. Philippine Road Disaster Prevention Project	(1982~1984)
55. Development Project on the Meteorological Telecommunication System	(1982~1984)
56. Gumain River Irrigation Project	(1982~1984)
57. Metro Manila Transportation Planning	(1982~1985)
58. Panai River Basin-Wide Flood Control	(1982~1985)
59. Asue River Basin Agricultural Development Project	(1982~1985)
60. Acupan-Itogon Geothermal Development Project	(1982~1985)
61. San Roque Multi-Purpose Dam Development Project	(1983~1985)
62. Nationwide Ice Plants & Cold Storages Network System	(1983~1984)
63. Bohol Irrigation Development Project - II	(1983~1985)
64. Establishment of the Powdered Activated Carbon Plants	(1983~1985)
65. Re-study on the San Roque Multi-Purpose Dam (Water Quality) Development	(1983~1985)
66. Renovation of the Pulp & Paper Mills of the Paper Industries Cooperation of the Philippines	(1984~1984)
67. Development Project on the Port of Batangas	(1984~1985)
68. Philippine Road Disaster Prevention Project - II	(1984~1985)
69. Plant Renovation (Luzon Grid Transmission System)	(1984~1985)
70. Study on the Hydro Power Potential in Luzon	(1984~1987)
71. Establishment of Graphic Information Base Project of National Capital Region	(1984~1988)
72. The Mineral Exploration (Mineral Deposits and Tectonics of the Contrasting Geologic Environments)	(1984~1989)
73. Local Water Supply Improvement Projects	(1985~1986)
74. Cagayan River Basin Water Resources Development	(1985~1987)
75. Road Improvement Project on the Pan-Philippine Highway (Philippines-Japan Friendship Highway)	(1985~1987)

JICA's Activities in Republic of the Philippines

Development Study	
76. Manila South Port Rehabilitation Project	(1985~1987)
77. Improvement Project of the O & M of Magat River Integrated Irrigation System	(1985~1987)
78. Ambuklao Dam Rehabilitation Project	(1985~1987)
79. Preparation of Forest Information in Wide Area & Forest Management Planning	(1985~1988)
80. Rehabilitation and Modernization of the Cement Plant of Island Cement Corporation	(1985~1986)
81. Caliraya Dam Rehabilitation Project	(1986~1986)
82. Calaca Coal-Fired Thermal Plant (I) Upgrading Project	(1986~1987)
83. Integrated Agricultural/Rural Development Project in Western Samar	(1986~1988)
84. Highland Integrated Rural Development Project in La Trinidad, Province of Benguet	(1986~1988)
85. Improvement of Operation & Maintenance in Pumping Irrigation Systems	(1986~1988)
86. Angat Dam Rehabilitation Project	(1986~1988)
87. Binga Dam Rehabilitation Project	(1986~1988)
88. Rehabilitation & Maintenance of Bridges along Arterial Roads	(1987~1989)
89. Rural Road Network Development Project	(1987~1988)
90. Coal Mining Technology Development	(1987~1988)
91. Flood Control & Drainage Project in Metro Manila	(1987~1989)
92. Groundwater Development in Panay Island	(1987~1989)
93. Fish Transport System	(1987~1989)
94. Small Water Impounding Management (SWIM) Project	(1988~1989)
95. Integrated Agricultural Development Project in Marinduque	(1988~1989)
96. National Standardization and Industrial Quality Control Program	(1988~1989)
97. Calaca Coal-Fired Thermal Plant (I) Upgrading Project	(1988~1990)
98. Rural Road Network Development Project - II	(1988~1990)

II. Annex 3 (FY 1954-1992)

Development Study	
99. Improvement of Communal Irrigation Systems through Physical and Institutional Development and Rural Development in Southern Tarlac Province	(1988~1990)
100. Improvement of Seed Production & Distribution, and Establishment of Appropriate Seed Storage System	(1988~1990)
101. Integrated Jalajala Rural Development Project	(1988~1990)
102. Cavite Export Processing Zone Development & Investment Promotion Program	(1989~1990)
103. Kalayaan Pumped Storage Plant Development Project	(1989~1990)
104. Agno River Basin Flood Control	(1988~1991)
105. Ilog-Hilabangan River Basin Flood Control Project	(1989~1991)
106. Balara Water Treatment Plant Rehabilitation Project	(1990~1991)
107. Small-Scale Irrigation Development Project	(1989~1991)
108. Project Calabarzon	(1989~1991)
109. Restoration of Rural Roads	(1989~1991)
Carried-over Projects (FY 1992)	12 Project(s)
1. Nationwide Roll-on Roll-off Transport System Development	(1989~1992)
2. Master Plan on Maritime Safety	(1989~1992)
3. Groundwater Development in Metro Manila	(1988~1992)
4. Mapping and Agricultural Potential Study for Integrated Rural Development Program in Panpanga	(1990~1992)
5. Industrial Sub-Sector Development Program	(1988~1992)
6. Rehabilitation / Renovation and Operation / Maintenance Improvement of Power Facilities in Luzon Grid	(1990~1992)
7. Mineral Exploration in Palawan and Panay Area	(1990~1992)
8. Marikina Water Reservoir Forest Project (M/P, F/S)	(1990~1994)
9. Development Plan of Davao International Airport	(1991~)
10. Luzon Island Strategic Road Network Development	(1991~1993)
11. Strengthening of the Agricultural Cooperative System (M/P)	(1991~1993)
12. Metro Manila Urban Expressway System (F/S)	(1991~1994)

JICA's Activities in Republic of the Philippines

Project-type Technical Cooperation	
New Projects (FY 1992)	8 Project(s)
1. Cebu Integrated Area Development (M/P, F/S)	(1992~)
2. Great Capital Region Integrated Port Development (M/P, F/S)	(1992~)
3. West Central Luzon Development Program	(1992~)
4. Water Resources Development of Upper Karnariand Mahakali River Basins (M/P, F/S)	(1992~)
5. New Telecommunications Technologies and Services (M/P)	(1992~)
6. Flood and Mudflow Control for Sacobia-Bambam/Abacan River Draining From Mt. Pinatubo (M/P, F/S)	(1992~)
7. Upland Irrigation and rural Development Project in Southern Luzon (F/S)	(1992~)
8. Development of Viable Agrarian Reform Communities in Southern Palawan (F/S)	(1992~)

JICA's Activities in Republic of the Philippines

II. Annex 4 (FY 1954-1992)

Basic Design Study for Grand Aid	
Carried-over Projects	8 Project(s)
1. Project for Rehabilitation of Public Markets in the Area Affected by the Typhoon Ruping (1991~1992)	
2. Project for Constructing Bridges along Rural Roads (Phase IV) (1991~1992)	
3. Project for Minimizing Ash-Fall Deposition in the Western Barrios Impounding Irrigation (1991~1992)	
4. Project for Constructing Primary and Secondary Schoolbuildings (Phase IV) (1991~1992)	
5. Project for Assistance to Secondary Education Instructional Equipment Program (Phase II) (1991~1992)	
6. Integrated Jala-Jala Rural Development Project (1991~1992)	
7. Project for Improvement of Seed Production and Distribution and Appropriate Seed Storage System (1991~1992)	
8. Project for Establishment of Emergency Telecommunications System (1991~1992)	
New Projects	8 Project(s)
1. Project for Urgent Water Supply for Resettlement Areas and Barangays Affected by Mt. Pinatubo Eruption (1992~1992)	
2. Project for Emergency Rehabilitation for Typhoon Damaged Water Supply System in Leyte (1992~1992)	
3. Garbage Collection and Disposal Improvement Project for Metro Manila and Provincial Cities and Municipalities (1992~1992)	
4. Supply of Portable Pumps and Drilling Rigs for Shallow Groundwater Irrigation Development Project for Pinatubo Affected Irrigation Areas (1992~1992)	
5. Project for Retrieval of Flood Prone Area in Metro Manila (1992~1992)	
6. Project for Constructing Primary and Secondary School buildings (Phase V) (1992~1992)	
7. Project for the Construction and Equipping of the Out-Patient Department of the Vicente Sotto Memorial Medical Center (1992~1993)	
8. Educational Facilities Improvement Program (Phase I) (1992~1993)	

Project-type Technical Cooperation	
Completed Projects (FY 1954-1991)	17 Project(s)
Completed Projects (FY 1974-1991)	12 Project(s)
1. Integrated Family Planning & Maternal / Child Health Project (1974~1988)	
2. Cagayan Integrated Agriculture Development (1975~1983)	
3. Ceramic Research and Development Center Project (1976~1982)	
4. Technological Development for Particle Board (1976~1982)	
5. Pantabangan Forestry Development (1976~1987)	
6. Transport Training Center Project (1977~1984)	
7. Metal Casting Technology Center Project (1980~1985)	
8. Institute for Tropical Medicine (1980~1987)	
9. Telecommunications Training Institute Project (1981~1986)	
10. Integrated Research and Training Center Project (1982~1987)	
11. Philippines Human Resources Development Center Project (1982~1990)	
12. Bohol Agricultural Promotion Center Project (1982~1989)	
Carried-over Projects (FY 1991)	10 Project(s)
1. Trade Training Center Project (1987~1992)	
2. Forestry Development Project-Watershed Management in Pantabangan and Carranglan (1987~1992)	
3. National Maritime Polytechnic Training Center Project (1985~1993)	
4. Food and Drugs Laboratories Project (1986~1993)	
5. Diversified Crops Irrigation Engineering Project (1987~1993)	
6. Crocodile Farming Institute Project (1987~1994)	
7. ASEAN Project on Atmospheric Corrosion-Metallic Coating (1987~1994)	
8. Occupational Safety and Health Center Project (1988~1994)	
9. Soil Research and Development Center Project (1989~1994)	
10. Rural Livelihood Generation Project (1991~1996)	

II. Annex 5 (FY 1954-1991)

JICA's Activities in Republic of the Philippines

Development Study	
New Projects (FY 1991)	4 Project(s)
1. National Center for Transportation Studies	(1992~1996)
2. Family Planning and Maternal and Child Helth Project	(1992~1996)
3. Philippine Rice Reserch Institute Project	(1992~1997)
4. Public Health Development Project	(1992~1997)

--

Capital Assistance to Republic of the Philippines

III. Performance of Capital Assistance

	Grant Aid		Loan Aid	
	Number of Projects Implemented and Major Projects	Disbursement (¥100millions)	Number of Projects Implemented and Major Projects	Disbursement (¥100millions)
Cumulative Data (-FY1986)	78 Project(s)	646.98	91 Project(s)	4,899.57
FY 1987	<p>12 Project(s)</p> <p>1. Aid for Increased Food Production</p> <p>2. Construction of the Out-Patient Department of the Philippine General Hospital</p> <p>3. Construction of the Food Development Center</p> <p>4. Construction of the Training Center of the Research Institute for Tropical Medicine</p> <p>5. Replacement of Bi-Plane Argiography System for the Philippine Heart Center</p> <p>etc.,</p>	<p>100.57</p> <p>(31.40)</p> <p>(29.88)</p> <p>(20.47)</p> <p>(14.79)</p> <p>(4.27)</p>	<p>18 Project(s)</p> <p>1. Development Project of Calaca Coal Fired Thermal Plant</p> <p>2. Commodity Loan</p> <p>3. Metro Manila Flood Control Project · II</p> <p>4. Export Industry Modernization Proeject · II</p> <p>5. Regional Telecommunications Development Project · II</p> <p>etc.,</p>	<p>1,206.08</p> <p>(404.00)</p> <p>(300.00)</p> <p>(108.18)</p> <p>(60.15)</p> <p>(57.35)</p>
FY 1988	<p>10 Project(s)</p> <p>1. Aid for Increased Food Production</p> <p>2. Construction of Primary and Secondary School Buildings</p> <p>3. Construction of the National Learning Resource Center for Teacher Training in Science and Mathematic Education</p> <p>4. Establishment of the Soils Research and Development Center·1/2</p> <p>5. Construction of the Diversisted Crops Irrigation Engineering Center</p> <p>etc.,</p>	<p>127.54</p> <p>(31.50)</p> <p>(25.76)</p> <p>(20.46)</p> <p>(17.06)</p> <p>(12.70)</p>	<p>15 Project(s)</p> <p>1. Reschedule (2 Cases)</p> <p>2. Reform Program Loan</p> <p>3. Forestry Program Loan</p> <p>4. Philippines-Japan Friendship Highway Rehabilitation Project</p> <p>5. Sector Program Loan</p> <p>etc.,</p>	<p>1,290.37</p> <p>(264.73)</p> <p>(250.00)</p> <p>(150.00)</p> <p>(140.00)</p> <p>(125.00)</p>
FY 1989	<p>15 Project(s)</p> <p>1. Aid for Increased Food Production</p> <p>2. Improvement of the Central Experiment Station of the Philippine Rice Research Institute</p> <p>3. Western Barrios Impounding Irrigation</p> <p>4. Highland Integrated Rural Development Project in La Trinidad·1/2</p> <p>5. Retrieval of Flood Prone Areas in Metro Manila</p> <p>etc.,</p>	<p>141.78</p> <p>(30.00)</p> <p>(22.59)</p> <p>(19.31)</p> <p>(16.43)</p> <p>(12.31)</p>	<p>13 Project(s)</p> <p>1. Financial Sector Loan</p> <p>2. National Telephone Program, Phase I, Tranchel-I, Regions III, IV and V</p> <p>3. Angat Water Supply Optimization Project</p> <p>4. Pampanga Delta Development Project, Flood Control Component</p> <p>5. Disaster Prevention and Rehabilitation Project</p> <p>etc.,</p>	<p>1,149.37</p> <p>(400.00)</p> <p>(217.52)</p> <p>(105.60)</p> <p>(86.34)</p> <p>(57.08)</p>

Capital Assistance to Republic of the Philippines

III. Performance of Capital Assistance

	Grant Aid		Loan Aid	
	Number of Projects Implemented and Major Projects	Disbursement (¥100millions)	Number of Projects Implemented and Major Projects	Disbursement (¥100millions)
FY 1990	17 Project(s) 1. Aid for Increased Food Production 2. Non-Proejet Grant Aid 3. Construction of Primary and Secondary School buildings 4. Construction of Capayas Irrigation Facilities 5. Highland Integrated Rural Development Project in La Trinidad-2/2 etc..	143.42 (24.00) (35.00) (26.59) (14.33)	20 Project(s) 1. Reschedule 2. Emergency Commodity Loan 3. Elementary Education Project 4. Transport Sector Adjustment Program Loan 5. Environmental Sector Program Loan etc.,	1,985.48 (499.40) (282.00) (200.20) (132.19) (132.19)
FY 1991	25 Project(s) 1. Aid for Increased Food Production 2. Project for Constructing Primary and Secondary School buildings 3. Project for Provision of Heavy Equipment and Spare Parts for Mt. Pinatubo Relief and Rehabilitation Operation 4. Project for Constructing Bridges along Rural Roads 5. Project for Urgent Garbage Disposal System Improvement in Metro Manila and Rural Cities etc..	140.17 (24.00) (27.45) (14.55) (14.40) (11.36)	1 Project(s) 1. ASEAN-JAPAN Development Fund	367.70 (367.70)

I. Background Information
1. Basic Data

Country	Islamic Republic of Pakistan
---------	------------------------------

Land Area	796 thousand km ²	GDP	\$ 40,244 millions (1991)	Principal Exports	Rice, Cotton Yarn, Cotton Textile
Population	115.52 millions (1991)	GNP per capita	\$ 400 (1991)	Exports to Japan	\$ 527 millions (1992)
Date of Independence	August 15, 1947	Sectoral Distribution of GDP	Agri. 26 %, Min. & Indus. 26 % Services 49 % (1991)	Imports from Japan	\$ 1,297 millions (1992)
Regime	Republic			Gross International Reserves	\$ 1,220 millions (1991)
Ethnic Composition	Panjabi, Pashtun, Sindhi, Baluchi	Sectoral Distribution of Employment	Agri. 44 %, Min. & Indus. 25 % Services 31 % (1989~1991)	Total External Debt	\$ 22,969 millions (1991)
Religion, Language	Muslim, Christianity, Hindu/Urdu			Debt Service Ratio	21.1 % (1991)
Currency, Exchange Rate	1US\$=26.76675 PRs (1993. 4)	Merchandise Trade	Exports \$ 6,494 millions (1991) Imports \$ 8,432 millions (1991)	Net ODA Receipts (as % of GNP)	2.7 % (1991)

2. The Flow of Japan's Bilateral ODA to Pakistan

(Net Disbursements; \$ millions)

	Technical Cooperation			Grant Aid			Loan Aid			Total		
	Total	Ranking		Total	Ranking		Total	Ranking		Total	Ranking	
		A	B		A	B		A	B		A	B
1989	14.25	18	4	74.78	5	2	88.42	9	1	177.46	8	2
1990	11.51	25	5	56.06	6	1	125.96	10	1	193.55	8	1
1991	12.67	25	5	74.13	4	1	40.55	19	1	127.35	14	1

A : Place of Pakistan among Japan's ODA Recipients

B : Place of Japan's Bilateral ODA to Pakistan among DAC Countries

3. Economic Cooperation of DAC Countries to Pakistan (1991)¹⁾

(Net Disbursements; \$ millions)

	Grants (1)		Loans (2)	Total ODA Net (1)+(2)=(3)	Other Offci. & Private Flows (4)	Total Eco. Coop. Net (3)+(4)=(5)
		Tech. Coop.				
Bilateral Assis. ²⁾ Major Donor Coun.	487.8 (100.0%)	230.1 (100.0%)	-16.4 (100.0%)	471.4 (100.0%)	328.1	799.5
① Japan	86.8 (17.8%)	12.7 (5.5%)	40.6 (247.6%)	127.4 (27.0%)	-26.0	101.4
② U.S.A.	186.0 (38.1%)	135.0 (58.7%)	-72.0 (-439.0%)	114.0 (24.2%)	15.0	129.0
③ Germany	37.4 (7.7%)	21.5 (9.3%)	41.8 (254.9%)	79.3 (16.8%)	126.5	205.8
④ U.K.	43.0 (8.8%)	22.9 (10.0%)	-2.5 (-15.2%)	40.5 (8.6%)	0.1	40.6
Multilat. Assis. Major Donors	214.6 (100.0%)	87.1 (100.0%)	606.7 (100.0%)	821.3 (100.0%)	515.3	1,336.6
① AsDB				276.8 (33.7%)	235.3	512.1
② IDA				189.0 (23.0%)	--	189.0
Others	93.9	--	-15.3	78.6	-1.2	77.4
Total	796.3	317.2	575.0	1,371.3	842.2	2,213.5

4. Agreement on Technical Cooperation, etc.

(1) Agreement on Tech. Coop.; Signed on
(2) E/N on Dispatching JOCV; Signed on 1992.12.17

5. Agencies Responsible for Coordinating Assistance

Tech. Coop : }
Grant Aid : } Economic Affairs Division
JOCV : }

¹⁾ Calendar year

²⁾ Figures are ranked according to ODA Net Disbursements

JICA's Activities in Islamic Republic of Pakistan

II. Performance (FY 1954-1991)

	Cumulative Data (FY 1954-1991)		Performance in FY 1992	
Technical Cooperation Disbursement	¥ 15,695 million(s)		¥ million(s)	
Improvement of Aid Efficiency & Effectiveness	Project Identification Study Project Formulation Study Project Formulation Advisor Local Technical Advisor	11 Case(s) 6 Case(s) 2 Person(s) 1 Person(s)	Project Identification Study Project Formulation Study Project Formulation Advisor Local Technical Advisor	1 Case(s) 2 Case(s) 2 Person(s) 3 Person(s)
Development Study	Completed Projects (FY 1954-1991) Completed Projects (FY 1974-1991) Annex	40 Project(s) 23 Project(s)	Carried-over Projects 1. Development of Irrigation based upon Flood Flows D.G. Khan, Hill Torrens 2. Textile Industry Development Program New Projects 1. Chashma Right bank 1st lift Irrigation Project (M/P) 2. National transport Plan in the Islamic Republic (M/P)	2 Project(s) (1990~1992) (1991~1992) 2 Project(s) (1992~) (1992~)
Basic Design Study for Grant Aid	Completed Projects (FY 1974-1991)	34 Project(s)	Carried-over Projects New Projects 1. Project for Groundwater Development in Desert Areas 2. Project for Construction of Bridges in NWFP 3. Land Resource Development Project for the Uplift of farming community 4. Project for Provision of Road Construction Equipment in NWFP 5. Project for Educational Equipment for the University of Engineering and Technology, Peshawar 6. Coastal Fisheries Development Project in the Province of Balochistan	0 Project(s) 6 Project(s) (1992~1992) (1992~1992) (1992~1992) (1992~1992) (1992~1992) (1992~1992)
Project-type Technical Cooperation	Completed Projects (FY 1954-1991) Completed Projects (FY 1974-1991) 1. Central Telecommunications Research Laboratory 2. The Pakistan Industrial Technical Assistance Center 3. Construction Machinery Training Center	4 Project(s) 3 Project(s) (1978~1984) (1982~1985) (1985~1990)	Carried-over Projects 1. The Children Hospital Islamabad 2. Nursing Education 3. Geoscience Laboratory in the Geological Survey of Pakistan New Projects	3 Project(s) (1986~1993) (1987~1992) (1990~1995) 0 Project(s)
Individual Experts Dispatch Program	264 Person(s)	(Economic Infrastructure 106 Person(s) 40.15 % Agriculture & Forestry 59 Person(s) 22.35 % Mining & Industry 52 Person(s) 19.70 %)	15 Person(s) Carried over New 2 Person(s) 13 Person(s)	(Long-term 2 Person(s) Short-term 0 Person(s) (Long-term 2 Person(s) Short-term 11 Person(s)
Mini-projects & Joint Studies	Completed Projects (FY 1977-1991)	0 Project(s)	Carried-over Projects New Projects	0 Project(s) 0 Project(s)

JICA's Activities in Islamic Republic of Pakistan

	Cumulative Data (FY 1954-1991)		Performance in FY 1992													
Non-project Equipment Supply		¥ 391 million(s)	0 Case(s)	¥ million(s)												
Non-project Medical Equipment Supply	1 Case(s)	¥ 30 million(s)	0 Case(s)	¥ million(s)												
Technical Training Program	General 1,945 Person(s) <table border="0" style="display: inline-table; vertical-align: middle;"> <tr> <td style="border-left: 1px solid black; padding-left: 5px;">Economic Infrastructure</td> <td style="padding-left: 5px;">513 Person(s)</td> <td style="padding-left: 5px;">26.38 %</td> </tr> <tr> <td style="border-left: 1px solid black; padding-left: 5px;">Mining & Industry</td> <td style="padding-left: 5px;">376 Person(s)</td> <td style="padding-left: 5px;">19.33 %</td> </tr> <tr> <td style="border-left: 1px solid black; padding-left: 5px;">Development Planning</td> <td style="padding-left: 5px;">331 Person(s)</td> <td style="padding-left: 5px;">17.02 %</td> </tr> <tr> <td style="border-left: 1px solid black; padding-left: 5px;">Public Administration</td> <td></td> <td></td> </tr> </table>	Economic Infrastructure	513 Person(s)	26.38 %	Mining & Industry	376 Person(s)	19.33 %	Development Planning	331 Person(s)	17.02 %	Public Administration				Total 159 Person(s) Carried over 19 Person(s) New 140 Person(s) General 119 Person(s) Group Training Course 70 Person(s) Individual Training Course 30 Person(s) (counterpart training 15 Person(s)) (cost-sharing type training 0 Person(s)) (special program 15 Person(s)) Third Country Training Program 19 Person(s) Youth Invitation Program 20 Person(s) Trainees through International Organizations 1 Person(s)	
Economic Infrastructure	513 Person(s)	26.38 %														
Mining & Industry	376 Person(s)	19.33 %														
Development Planning	331 Person(s)	17.02 %														
Public Administration																
Third Country Training Program	Completed Projects(FY 1977~1991) 1. Leadership Training Seminer for Disabled People	1 Course(s) (1987~1987)	Carried over 1 Course(s) 1. International Training Course in Civil Aviation Transport (1988~1998) New 0 Course(s)													
Japan Overseas Cooperation Volunteers	0 Person(s)		Total 0 Person(s) Carried over 0 Person(s) New 0 Person(s)													
Emigration Services																
Development Investment & Financial Program	0 Project(s)	¥ million(s)	0 Project(s)	¥ million(s)												
International Disaster Relief Program	FY 1985-1991	1 Case(s)		0 Case(s)												

H. Annex (FY 1954-1991)

Development Study	
Completed Projects (FY 1954-1991)	40 Project(s)
Completed Projects (FY 1974-1991)	23 Project(s)
1. Port Muhammad-Bin-Quasim Project(Follow-up)	(1975~1975)
2. Shipping and Shipbuilding Development	(1977~1979)
3. Construction Project of a Mini-Port in Gwadar	(1978~1979)
4. Lakhura Coal Mining & Power-Station Project	(1979~1980)
5. Rehabilitation Plan of Special Steels	(1979~1980)
6. Interoduction of Containerization	(1980~1981)
7. Agricultural Development with Widening of Pat Feeder Canal	(1981~1982)
8. Pakistan Railways Locomotives Manufacturing Factory Project	(1981~1983)
9. National transport Plan	(1981~1983)
10. Conduction of Waterfrom Khanpur to Islawabad/Rawal Pindi	(1983~1984)
11. Integrated Rural Development Project	(1984~1985)
12. Paddy/Rice Handling & Processing Improvement Project	(1984~1986)
13. Water Resources Development Potential for the Metropolitan Area of Islawabad/Rawalpindi	(1985~1987)
14. Baluchistan Irrigatin Development Project Through Grandwater Development	(1985~1987)
15. Upper Kurang River Irrigation Project	(1986~1987)
16. National Transport Plan (Follow-up)	(1986~1987)
17. Mineral Exploration in Khuzdar Area	(1986~1988)
18. Swat District Integrated Rural Development Project	(1987~1989)
19. Coal Briquettes Development Project	(1987~1988)
20. West Whar'f Thermal Power Plant Project	(1987~1988)
21. Establishment of the Second TV Channel for Education	(1988~1989)
22. Water Resources Development in Malir Basin	(1988~1990)
23. Comprehensive Study on Transportation System in Lahore	(1989~1991)

Capital Assistance to Islamic Republic of Pakistan

III. Performance of Capital Assistance

	Grant Aid		Loan Aid	
	Number of Projects Implemented and Major Projects	Disbursement (¥100millions)	Number of Projects Implemented and Major Projects	Disbursement (¥100millions)
Cumulative Data (-FY1986)	71 Project(s)	750.19	49 Project(s)	3,955.56
FY 1987	8 Project(s) 1. Debt Relief 2. Aid for Increased Food Production 3. Project for the Development of Ground Water 4. Upgrading Project for Pakistan Marine Academy · II 5. Project for the Construction of the High-Voltage and Short-Circuit Testing Laboratory 6. Project for the Improvement of Educational Equipment of Mehran University of Engineering and Technology · II etc.,	91.99 (4.08) (25.00) (22.73) (11.20) (9.72) (8.81)	5 Project(s) 1. Bin Qasim Thermal Power Station Expansion Project 2. Commodity Loan 3. Dredger Procurement Project 4. Telex Network Expansion Project 5. Pat Feeder Canal Rehabilitation	340.84 (153.00) (110.00) (43.33) (19.00) (15.51)
FY 1988	11 Project(s) 1. Food Aid 2. Aid for Increased Food Production 3. Project for the Construction of the High-Voltage and Short Circuit Testing Laboratory · II 4. Agriculture Development Project in Nashirabad 5. Project for the Improvement of Fronteer Works Organization 6. Emergency Relief etc.,	108.73 (10.00) (18.50) (22.09) (16.68) (15.21) (10.00)	10 Project(s) 1. Rural Electrification Project 2. Daukhel Ferlizer Plant Modernization Project 3. Metropolitan Water Supply Project 4. Emergency Commodity Loan 5. Commodity Loan 6. Indus Highway Project	1,004.23 (207.38) (185.98) (125.18) (105.00) (90.00) (85.16)
FY 1989	14 Project(s) 1. Aid for Increased Food Production 2. Islamabad Model Integrated Rural Area Development · 1/2 3. Establishment of the Educational TV Channel · 1/2 4. Improvement of Meteorological Radar Network 5. Construction of High-Voltage and Short-Circuit Testing Laboratory · III 6. Improvement of Medical Equipment of Basic Health Units and Rural etc.,	95.51 (18.00) (18.58) (16.43) (7.99) (7.94) (7.70)	1 Project(s) 1. Financial Sector Adjustment Program	193.00 (193.00)

Capital Assistance to Islamic Republic of Pakistan

III. Performance of Capital Assistance

	Grant Aid		Loan Aid	
	Number of Projects Implemented and Major Projects	Disbursement (¥100millions)	Number of Projects Implemented and Major Projects	Disbursement (¥100millions)
FY 1990	11 Project(s) 1. Aid for Increased Food Production·2/2 2. Project for the Establishment of the Second TV Channel for Education·2/2 3. Mode Integrated Rural Area Development Project in Islamabad 4. Project for Providing the Equipment for Lahore Laboratories 5. Project for Constructing the Geoscience Laboratory·2/2 6. Project for Exploitation of Groundwater in Balochistan·1/2 etc.,	75.41 (15.00) (17.83) (12.54) (11.87) (9.38) (5.01)	2 Project(s) 1. Telecommunications Network 2. Indus Highway Project·II	416.33 (208.55) (207.78)
FY 1991	12 Project(s) 1. Genetic Resources Preservation and Reserch Laboratory Establishment Project 2. Aid for Increased Food Production 3. Project for Improvement of Medical Equipment for Punjab Medical College 4. Project for rehabilitation of Water Treatment System in Islamabad 5. Project for Upgrading Teaching Facilities at the National College of Textile Engineering, Faisalabad etc.,	75.82 (15.67) (15.00) (12.50) (11.62) (6.50)	4 Project(s) 1. Bin Qasim Thermal Power Station Extension Unit 6 Project·I 2. Agricultural Credit Project 3. On Farm Water Management Project 4. Track Circuits at 94 Mainline Stations Project	350.02 (135.51) (100.00) (82.30) (32.21)

I. Background Information
1. Basic Data

Country	Republic of Singapore
---------	-----------------------

Land Area	633 thousand km ²	GDP	\$ 39,984 millions (1991)	Principal Exports	Machinery, Petrochemical Products
Population	2.82 millions (1992)	GNP per capita	\$ 14,210 (1991)	Exports to Japan	\$ 3,097 millions (1992)
Date of Independence	August 9, 1965	Sectoral Distribution of GDP	Agri. 0 %, Min. & Indus. 38 % Services 62 % (1991)	Imports from Japan	\$ 12,974 millions (1992)
Regime	Constitutional Republic			Gross International Reserves	\$ 34,133 millions (1991)
Ethnic Composition	Chinese, Malay, Indian	Sectoral Distribution of Employment	Agri. -- %, Min. & Indus. 40 % Services 60 % (1989~1991)	Total External Debt	-- (1991)
Religion, Language	Buddhism, Christianity, Muslim / Malay, English			Debt Service Ratio	-- (1991)
Currency, Exchange Rate	1US\$=1.615 S\$ (1993. 4)	Merchandise Trade	Exports	\$ 63,444 millions (1992)	Net ODA Receipts (as % of GNP)
		Imports	\$ 72,149 millions (1992)	0.0 % (1991)	

2. The Flow of Japan's Bilateral ODA to Singapore

(Net Disbursements; \$ millions)

	Technical Cooperation			Grant Aid			Loan Aid			Total		
	Total	Ranking		Total	Ranking		Total	Ranking		Total	Ranking	
		A	B		A	B		A	B		A	B
1989	15.53	15	1	0.70	--	1	-5.59	--	--	10.65	--	2
1990	14.34	20	1	--	--	--	-24.78	--	--	-10.44	--	--
1991	18.43	15	1	--	--	--	-2.45	--	--	15.98	--	1

A : Place of Singapore among Japan's ODA Recipients

B : Place of Japan's Bilateral ODA to Singapore among DAC Countries

3. Economic Cooperation of DAC Countries to Singapore (1991)¹⁾

(Net Disbursements; \$ millions)

	Grants		Loans	Total ODA Net	Other Offci. & Private Flows (4)	Total Eco. Coop. Net (3)+(4)=(5)
	(1)	(2)				
	Tech. Coop.	(1)	(2)	(1)+(2)=(3)		
Bilateral Assis. ²⁾	30.8 (100.0%)	27.2 (100.0%)	-24.4 (100.0%)	6.4 (100.0%)	918.9	925.3
Major Donor Coun.						
① Japan	18.4 (59.7%)	18.4 (67.6%)	-2.4 (9.8%)	16.0 (250.0%)	446.5	462.5
② U.S.A.	3.0 (9.7%)	-- (0.0%)	-- (0.0%)	3.0 (46.9%)	862.0	865.0
③ France	2.9 (9.4%)	2.9 (10.7%)	-- (0.0%)	2.9 (45.3%)	-31.3	-28.4
④ Australia	1.7 (5.5%)	1.6 (5.9%)	-- (0.0%)	1.7 (26.6%)	-300.7	-299.0
Multilat. Assis.	1.3 (100.0%)	1.0 (100.0%)	(100.0%)	1.3 (100.0%)	-12.9	-116
Major Donors						
① UNTA				0.5 (38.5%)	--	0.5
② UNHCR				0.4 (0.4%)	--	0.4
Others	0.1	--	--	0.1	--	0.1
Total	32.2	28.3	-24.4	7.8	905.9	913.7

4. Agreement on Technical Cooperation, etc.

(1) Agreement on Tech. Coop.; Signed on . . .
(2) E/N on Dispatching JOCV; Signed on . . .

5. Agencies Responsible for Coordinating Assistance

Tech. Coop : Personnel Bureau of Ministry of Finance (Trainee)
ASEAN Bureau (Youth Invitation)
Technical Cooperation Bureau of Ministry of Foreign Affairs (except Trainee and Youth Invitation)

Grant Aid :
JOCV :

¹⁾ Calendar year

²⁾ Figures are ranked according to ODA Net Disbursements

JICA's Activities in Republic of Singapore

II. Performance (FY 1954-1991)

	Cumulative Data (FY 1954-1991)	Performance in FY 1992
Technical Cooperation Disbursement	¥ 17,730 million (s)	¥ million (s)
Improvement of Aid Efficiency & Effectiveness	Project Identification Study 3 Case (s) Project Formulation Study 2 Case (s) Project Formulation Advisor 0 Person (s) Local Technical Advisor 1 Person (s)	Project Identification Study 0 Case (s) Project Formulation Study 0 Case (s) Project Formulation Advisor 0 Person (s) Local Technical Advisor 1 Person (s)
Development Study	Completed Projects (FY 1954-1991) 10 Project (s) Completed Projects (FY 1974-1991) 9 Project (s) 1. Establishment of Electronic and Navigational Aid Systems Project (1974~1977) 2. ASEAN Submarine Cable Project : Thailand-Malaysia-Singapore Route (1977~1978) 3. Joint Hydrographic Survey in Malacca and Singapore Straits (1978~1978) 4. Dredging Project of the Strait of Singapore (One Fathom Bank Area) (1978~1978) 5. Environmental Effects of Coalfiring Power Stations & Integrated Steel Mill (1980~1985) 6. Joint Production of Common Datum Charts of the Straits of Malacca and Singapore (1982~1983) 7. Plant Renovation Project of the Sentosa-1 Earth Station (1984~1986) 8. Singapore Urban Transport Improvement (1987~1988) 9. Feasibility Study of Selected Expressways (1988~1990)	Carried-over Projects 0 Project (s) New Projects 1 Project (s) 1. Development of Packing Technology Center (1992~)
Basic Design Study for Grant Aid	Completed Projects (FY 1974-1991) 1 Project (s)	Carried-over Projects 0 Project (s) New Projects 0 Project (s)
Project-type Technical Cooperation	Completed Projects (FY 1954-1991) 6 Project (s) Completed Projects (FY 1974-1991) 5 Project (s) 1. The Japan-Singapore Training Center (1978~1983) 2. The Japan-Singapore Institute of Software Technology (1980~1985) 3. The Japan-Singapore Technical Institute (1983~1988) 4. The Productivity Development Project (1983~1990) 5. The Japan-Singapore Institute of Software Technology (Phase II) (1985~1990)	Carried-over Projects 2 Project (s) 1. Prevention of Corrosion in Structures (1987~1992) 2. The Japan-Singapore AI Center (1990~1994) New Projects 0 Project (s)
Individual Experts Dispatch Program	398 Person (s) (Economic Infrastructure 151 Person (s) 37.94 % Human Resources Development 107 Person (s) 26.88 % Development Planning 52 Person (s) 13.07 % Public Administration)	14 Person (s) Carried over 5 Person (s) (Long-term 5 Person (s) Short-term 0 Person (s) New 9 Person (s) (Long-term 1 Person (s) Short-term 8 Person (s)
Mini-projects & Joint Studies	Completed Projects (FY 1977-1991) 0 Project (s)	Carried-over Projects 0 Project (s) New Projects 0 Project (s)

JICA's Activities in Republic of Singapore

	Cumulative Data (FY 1954-1991)	Performance in FY 1992												
Non-project Equipment Supply	¥ 74 million (s)	0 Case (s) ¥ million (s)												
Non-project Medical Equipment Supply	0 Case (s) ¥ million (s)	0 Case (s) ¥ million (s)												
Technical Training Program	General 2,275 Person (s) <table border="0" style="display: inline-table; vertical-align: middle;"> <tr> <td style="border-left: 1px solid black; padding-left: 5px;">Economic Infrastructure</td> <td style="padding-left: 5px;">603 Person (s)</td> <td style="padding-left: 5px;">26.51 %</td> </tr> <tr> <td style="border-left: 1px solid black; padding-left: 5px;">Development Planning</td> <td style="padding-left: 5px;">316 Person (s)</td> <td style="padding-left: 5px;">20.31 %</td> </tr> <tr> <td style="border-left: 1px solid black; padding-left: 5px;">Public Administration</td> <td></td> <td></td> </tr> <tr> <td style="border-left: 1px solid black; padding-left: 5px;">Human Resources Development</td> <td style="padding-left: 5px;">462 Person (s)</td> <td style="padding-left: 5px;">13.89 %</td> </tr> </table> Youth Invitation Program 1,196 Person (s) Trainees through International Organizations 46 Person (s)	Economic Infrastructure	603 Person (s)	26.51 %	Development Planning	316 Person (s)	20.31 %	Public Administration			Human Resources Development	462 Person (s)	13.89 %	Total 252 Person (s) Carried over 10 Person (s) New 242 Person (s) General 93 Person (s) Group Training Course 50 Person (s) Individual Training Course 23 Person (s) (counterpart training 8 Person (s)) (cost-sharing type training 0 Person (s)) (special program 0 Person (s)) Third Country Training Program 20 Person (s) Youth Invitation Program 149 Person (s) Trainees through International Organizations 0 Person (s)
Economic Infrastructure	603 Person (s)	26.51 %												
Development Planning	316 Person (s)	20.31 %												
Public Administration														
Human Resources Development	462 Person (s)	13.89 %												
Third Country Training Program	Completed Projects (FY 1977~1991) 16 Course (s) Annex	Carried over 6 Course (s) New 6 Course (s)												
Japan Overseas Cooperation Volunteers	0 Person (s)	Total 0 Person (s) Carried over 0 Person (s) New 0 Person (s)												
Emigration Services														
Development Investment & Financial Program	0 Project (s) ¥ million (s)	0 Project (s) ¥ million (s)												
International Disaster Re- lief Program	FY 1935-1991 0 Case (s)	0 Case (s)												

JICA's Activities in Republic of Singapore

II. Annex (FY 1977-1991)

The Third Country Training Program	
Completed Projects (FY 1977-1991)	16 Project(s)
1. Administration of Construction Project	(1983~1987)
2. Maintenance and Control of Port Facilities	(1986~1986)
3. Port Administration	(1986~1986)
4. Airport Administration	(1986~1986)
5. Rescue of Air Distress	(1986~1986)
6. Regional Training Course in Control of Vehicular Exhaust Emission	(1989~1989)
7. Seminar for Disabled People	(1991~1991)
8. Aerometeorological Officer	(1991~1991)
9. Data Communications	(1987~1987)
10. Software	(1988~1989)
11. System Analysis II	(1989~1990)
12. Processing of Population Information	(1990~1990)
13. Computer Software Technology	(1991~1991)
14. Computer Software Technology	(1991~1991)
15. Software (diploma)	(1991~1991)
16. System Analysis	(1991~1991)
Carried over	6 Course(s)
1. Electrical Supply & Transmission	(1988~1993)
2. Computer Software Technology	(1989~1993)
3. Aeronautical Information Services	(1990~1994)
4. Port Management & Operation Course	(1990~1994)
5. Management Consulting	(1990~1994)
6. Advanced Management Consultancy	(1991~1995)

The Third Country Training Program	
New	6 Course(s)
1. Aerodrome Control Course	(1992~)
2. Operating Systems	(1992~1992)
3. Operator	(1992~1992)
4. Database Management Systems	(1992~1992)
5. Programming	(1992~1992)
6. Programming	(1992~1992)

Capital Assistance to Republic of Singapore

III. Performance of Capital Assistance

	G r a n t A i d		L o a n A i d	
	Number of Projects Implemented and Major Projects	Disbursement (¥100millions)	Number of Projects Implemented and Major Projects	Disbursement (¥100millions)
Cumulative Data (-FY1986)	15 Project(s)	30.20	4 Project(s)	127.40
FY 1987	1 Project(s) 1. Supply of Astronomical Telescope to the National University of Singapore	0.48 (0.48)	0 Project(s)	
FY 1988	1 Project(s) 1. Lighting Fixtures	0.49 (0.49)	0 Project(s)	
FY 1989	0 Project(s)		0 Project(s)	
FY 1990	0 Project(s)		0 Project(s)	
FY 1991	0 Project(s)		0 Project(s)	

I. Background Information
1. Basic Data

Country	Democratic Socialist Republic of Sri Lanka
---------	--

Land Area	66 thousand km ²	GDP	\$ 8,195 millions (1991)	Principal Exports	Black Tea, Textile Products, Oil Products
Population	17.25 millions (1991)	GNP per capita	\$ 500 (1991)	Exports to Japan	\$ 151 millions (1992)
Date of Independence	February 4, 1948	Sectoral Distribution of GDP	Agri. 27 %, Min. & Indus. 25 % Services 48 % (1991)	Imports from Japan	\$ 359 millions (1992)
Regime	Republic			Gross International Reserves	\$ 724 millions (1991)
Ethnic Composition	Sinhalese, Sri Lanka-Tamil, Moor, etc.,	Sectoral Distribution of Employment	Agri. 49 %, Min. & Indus. 12 % Services 45 % (1989~1991)	Total External Debt	\$ 6,553 millions (1991)
Religion, Language	Buddhism, Hindu, Christianity / Sinhalese, English, etc.,			Merchandise Exports	\$ 2,200 millions (1991)
Currency, Exchange Rate	1US\$=46.700 SL Rs (1993. 2)	Trade Imports	\$ 3,163 millions (1991)	Net ODA Receipts (as % of GNP)	8.8 % (1991)

2. The Flow of Japan's Bilateral ODA to Sri Lanka

(Net Disbursements; \$ millions)

	Technical Cooperation			Grant Aid			Loan Aid			Total		
	Total	Ranking		Total	Ranking		Total	Ranking		Total	Ranking	
		A	B		A	B		A	B		A	B
1989	17.79	12	1	75.89	4	1	91.67	8	1	185.25	7	1
1990	16.58	14	2	74.39	4	1	85.10	12	1	176.07	9	1
1991	19.23	13	2	48.05	7	1	188.86	10	1	256.13	10	1

A : Place of Sri Lanka among Japan's ODA Recipients

B : Place of Japan's Bilateral ODA to Sri Lanka among DAC Countries

3. Economic Cooperation of DAC Countries to Sri Lanka (1991)¹⁾

(Net Disbursements; \$ millions)

	Grants (1)		Loans (2)	Total ODA Net (1)+(2)=(3)	Other Offci. & Private Flows (4)	Total Eco. Coop. Net (3)+(4)=(5)
		Tech. Coop.				
Bilateral Assis. ²⁾ Major Donor Coun.	274.3 (100.0%)	110.5 (100.0%)	183.0 (100.0%)	457.3 (100.0%)	14.9	472.2
① Japan	67.3 (24.5%)	19.2 (17.4%)	188.9 (103.2%)	256.1 (56.0%)	1.9	258.0
② U.S.A.	72.0 (26.3%)	38.0 (34.4%)	6.0 (3.3%)	78.0 (17.1%)	-3.0	75.0
③ U.K.	23.2 (8.5%)	15.2 (13.8%)	-2.7 (-1.5%)	20.6 (4.5%)	31.0	51.6
④ Finland	13.6 (5.0%)	1.0 (0.9%)	-- ()	13.6 (3.0%)	--	13.6
Multilat. Assis. Major Donors	30.5 (100.0%)	21.7 (100.0%)	404.6 (100.0%)	435.2 (100.0%)	-10.5	424.7
① IDA	--	--	--	182.0 (41.8%)	--	182.0
② AsDB	--	--	--	150.8 (34.7%)	--	150.8
Others	--	--	-2.4	-2.4	--	-2.4
Total	304.9	132.3	585.2	890.1	4.4	894.5

4. Agreement on Technical Cooperation, etc.

(1) Agreement on Tech. Coop.; Signed on
(2) E/N on Dispatching JOCV; Signed on 1980. 5.15

5. Agencies Responsible for Coordinating Assistance

Tech. Coop : }
Grant Aid : } Ministry of Finance, External
JOCV : } Resources Department

¹⁾ Calendar year

²⁾ Figures are ranked according to ODA Net Disbursements

JICA's Activities in Democratic Socialist republic of Sri Lanka


II. Performance (FY 1954-1991)

	Cumulative Data (FY 1954-1991)		Performance in FY 1992	
Technical Cooperation Disbursement	¥ 20,187 million(s)		¥ million(s)	
Improvement of Aid Efficiency & Effectiveness	Project Identification Study Project Formulation Study Project Formulation Advisor Local Technical Advisor	3 Case(s) 1 Case(s) 2 Person(s) 1 Person(s)	Project Identification Study Project Formulation Study Project Formulation Advisor Local Technical Advisor	1 Case(s) 1 Case(s) 1 Person(s) 1 Person(s)
Development Study	Completed Projects (FY 1954-1991) Completed Projects (FY 1974-1991) Annex	21 Project(s) 18 Project(s)	Carried-over Projects 1. Walawe Irrigation Upgrading and Extension Project (Left Bank) 2. Industrial Sector Development (M/P) New Projects 1. Agricultural and Rural Development for Up-Country Peasantry Rehabilitation Programme (M/P)	2 Project(s) (1990~1992) (1991~1992) 1 Project(s) (1992~)
Basic Design Study for Grant Aid	Completed Projects (FY 1974-1991)	34 Project(s)	Carried-over Projects 1. Project for Upgrading Laboratory Facilities of the Faculty of Colombo New Projects 1. Project for Rehabilitation of the Ambatale Treatment Plant 2. Project for Establishment of Plant Quarantine Facility 3. Project for the Development of Rural Hospital (Phase II)	1 Project(s) (1991~1992) 3 Project(s) (1992~1992) (1992~1992) (1992~1992)
Project-type Technical Cooperation	Completed Projects (FY 1954-1991) Completed Projects (FY 1974-1991) 1. Fisheries Training Institute 2. Peradenia Teaching Hospital of Medical Department 3. Technical Cooperation for Appropriate Technology Research and Development Center 4. Integrated Agricultural Development Project in Mahaweli Area 5. Institute of Computer Technology Project 6. Sri Jayewardenepura General Hospital	12 Project(s) 6 Project(s) (1974~1981) (1979~1983) (1981~1986) (1984~1989) (1987~1990) (1986~1991)	Carried-over Projects 1. Population Information Project 2. Center for Plant Genetic Resources 3. Medical Research Institute Project New Projects	3 Project(s) (1987~1992) (1988~1994) (1988~1993) 0 Project(s)
Individual Experts Dispatch Program	220 Person(s)	(Economic Infrastructure 60 Person(s) 27.27 % Mining & Industry 45 Person(s) 20.45 % Agriculture & Forestry 39 Person(s) 17.73 %)	10 Person(s) Carried over New 5 Person(s)	(Long-term 4 Person(s) Short-term 1 Person(s) (Long-term 1 Person(s) Short-term 4 Person(s)
Mini-projects & Joint Studies	Completed Projects (FY 1977-1991)	0 Project(s)	Carried-over Projects New Projects	0 Project(s) 0 Project(s)

JICA's Activities in Democratic Socialist Republic of Sri Lanka

	Cumulative Data (FY 1954-1991)		Performance in FY 1992													
Non-project Equipment Supply		¥ 421 million(s)	0 Case(s)	¥ million(s)												
Non-project Medical Equipment Supply	3 Case(s)	¥ 148 million(s)	0 Case(s)	¥ million(s)												
Technical Training Program	General 2,668 Person(s) <table border="0" style="display: inline-table; vertical-align: middle;"> <tr> <td>(Economic Infrastructure</td> <td>592 Person(s)</td> <td>22.19 %</td> </tr> <tr> <td>(Agriculture & Forestry</td> <td>513 Person(s)</td> <td>19.23 %</td> </tr> <tr> <td>(Development Planvelopment</td> <td>439 Person(s)</td> <td>16.45 %</td> </tr> <tr> <td>Planning · Public Administration</td> <td></td> <td></td> </tr> </table>	(Economic Infrastructure	592 Person(s)	22.19 %	(Agriculture & Forestry	513 Person(s)	19.23 %	(Development Planvelopment	439 Person(s)	16.45 %	Planning · Public Administration				Total 189 Person(s) Carried over 23 Person(s) New 166 Person(s) General 156 Person(s) Group Training Course 96 Person(s) Individual Training Course 26 Person(s) (counterpart training 26 Person(s) (cost-sharing type training 0 Person(s) (special program 0 Person(s) Private-sector Skilled Workers 0 Person(s) Third Country Training Program 34 Person(s) Youth Invitation Program 10 Person(s) Trainees through International Organizations 0 Person(s)	
(Economic Infrastructure	592 Person(s)	22.19 %														
(Agriculture & Forestry	513 Person(s)	19.23 %														
(Development Planvelopment	439 Person(s)	16.45 %														
Planning · Public Administration																
Third Country Training Program	Completed Projects (FY 1977~1991)	0 Course(s)	Carried over 1 Course(s) 1. International Training Course on Colour Television Engineering (1988-1992) New 0 Course(s)													
Japan Overseas Cooperation Volunteers	303 Person(s)	<table border="0" style="display: inline-table; vertical-align: middle;"> <tr> <td>(Human Resources Development</td> <td>107 Person(s)</td> <td>35.31 %</td> </tr> <tr> <td>(Agriculture & Forestry</td> <td>66 Person(s)</td> <td>21.78 %</td> </tr> <tr> <td>(Mining & Industry</td> <td>49 Person(s)</td> <td>16.17 %</td> </tr> </table>	(Human Resources Development	107 Person(s)	35.31 %	(Agriculture & Forestry	66 Person(s)	21.78 %	(Mining & Industry	49 Person(s)	16.17 %	Total 80 Person(s) Carried over 25 Person(s) New 55 Person(s)				
(Human Resources Development	107 Person(s)	35.31 %														
(Agriculture & Forestry	66 Person(s)	21.78 %														
(Mining & Industry	49 Person(s)	16.17 %														
Emigration Services																
Development Investment & Financial Program	3 Project(s)	¥ 1,116 million(s)	2 Project(s)	¥ 174 million(s)												
International Disaster Relief Program	FY 1985-1991	1 Case(s)	1. Trrencial Rain	1 Case(s)												

Development Study	
Completed Projects (FY 1954-1991)	21 Project (s)
Completed Projects (FY 1974-1991)	18 Project (s)
1. Establishment of Synthetic Textile Mill Project	(1976~1977)
2. Ingimitiya Reservoir Project	(1976~1977)
3. Outside Colombo Area Telecommunication Development Scheme	(1976~1977)
4. Port Improvement Program	(1978~1979)
5. Extension of Moragahkanda Agricultural Development Project	(1978~1979)
6. Development Project of the Port of Colombo	(1979~1980)
7. Mahaweli Ganga Development Program System	(1980~1980)
8. Water Supply Scheme for Amparal Group of Towns	(1981~1982)
9. Colombo-Katunayaka Expressway & New Port Access Road Project	(1982~1983)
10. Telecommunications Network Improvement Project in Greater Colombo	(1982~1983)
11. Domestic Telecommunication Network	(1984~1985)
12. Tank Irrigation Rehabilitation Project	(1984~1985)
13. Upper Kotmale Hydroelectric Power Development	(1984~1987)
14. Integrated Rural Development Project for the Gampaha District	(1986~1987)
15. Extension of the Moragahakanda Agricultural Development	(1987~1989)
16. Sand Drift in the Southeastern Coast	(1987~1989)
17. Development Study on the Port of Colombo	(1987~1989)
18. Development of the Port of Galle	(1990~1991)



Capital Assistance to Democratic Socialist Republic of Sri Lanka

III. Performance of Capital Assistance

	Grant Aid		Loan Aid	
	Number of Projects Implemented and Major Projects	Disbursement (¥100millions)	Number of Projects Implemented and Major Projects	Disbursement (¥100millions)
Cumulative Data (-FY1986)	75 Project(s)	682.74	30 Project(s)	1,653.58
FY 1987	11 Project(s) 1. Aid for Increased Food Production 2. Project for the Establishment of the National Training Center for Automobile Engineering 1/2 3. Project for the Rehabilitation and Reconstruction 4. Project for the Improvement of the Medical Research Institute 5. Project for the Establishment of Plant Genetic Resources 2/2 etc.,	95.27 (28.00) (13.58) (11.20) (10.38) (10.15)	7 Project(s) 1. Samanalawewa Hydroelectric Power Project - II 2. Roads Reconstruction Program 3. Mahaweli Development Project (System B Right Bank) 4. Commodity Loan 5. Mahaweli Development Project (System C) etc.,	448.81 (139.20) (123.14) (83.92) (35.00) (29.50)
FY 1988	9 Project(s) 1. Aid for Increased Food Production 2. Project for the Improvement of the Medical Research Institute 3. Project for the Improvement of the Equipment for the Model Villages 4. Project for the Improvement of the Short Wave Radio Broadcasting 1/2 5. Project for the Establishment of the National Training Center for Automobile Engineering 2/2 etc.,	88.73 (26.00) (18.42) (14.55) (12.73) (7.86)	3 Project(s) 1. Commuter Train Improvement Project 2. Transmission System Augmentation & Development Project 3. Commodity Loan	141.02 (67.42) (43.60) (30.00)
FY 1989	11 Project(s) 1. Aid for Increased Food Production 2. Project for the Improvement to the Short Wave Radio Broadcasting 3. Project for Expanding the National Institute of Education 4. Integrated Rural Development Project for Gampaha District 5. Project for the Reconstruction of the Victoria Bridge etc.,	84.79 (23.00) (11.80) (10.69) (9.96) (8.57)	8 Project(s) 1. Railway Rehabilitation Project 2. Transmission and Grid Substation Development Project 3. Puttalam and Ruhunu Cement Works Rehabilitation 4. Commodity Loan 5. Towns East of Colombo Water Supply Project etc.,	301.28 (106.17) (38.55) (35.11) (30.00) (19.97)

III. Performance of Capital Assistance

	G r a n t A i d		L o a n A i d	
	Number of Projects Implemented and Major Projects	Disbursement (¥100millions)	Number of Projects Implemented and Major Projects	Disbursement (¥100millions)
FY 1990	11 Project(s) 1. Aid for Increased Food Production 2. Integrated Rural Development Project for Gampaha District 3. Project for the Improvement of the National Institute of Education 4. Project for the Reconstruction of the Victoria Bridge 5. Project for the Rehabilitation of Kandy Water Supply Scheme etc.,	63.43 (19.00) (10.75) (9.31) (8.07) (7.53)	4 Project(s) 1. Economic Restructuring Project 2. Port of Colombo Extension Project · II 3. Greater Colombo Telecommunication · II 4. Samanalawewa Hydroelectric Power Project · III	383.53 (131.00) (110.21) (109.68) (32.64)
FY 1991	15 Project(s) 1. Aid for Increased Food Production 2. Project for the Rehabilitation of Biomedical Engineering Services 3. Project for the Improvement of Radio Studio Facilities in the Sri Lankan Broadcasting Corporation 4. Project for Acquisition of Equipment to strengthen the Divisional Secretarie's Divisions 5. Project for Establishment to Audio visual Education Center in the Open University of Sri Lanka etc.,	62.87 (19.00) (13.69) (9.37) (6.22) (5.75)	3 Project(s) 1. Port of Colombo Extension Project 2. Greater Colombo Flood Control and Environment Improvement Project 3. Engineering Services for the Upper Kotmale Hydroelectric Power Project · III	337.35 (210.55) (111.98) (14.82)

I. Background Information
1. Basic Data

Country	Malaysia
---------	----------

Land Area	330 thousand km ²	GDP	\$ 46,980 millions (1991)	Principal Exports	Crude Oil, Timber, Electronic Apparatus, Palm Oil
Population	18.33 millions (1991)	GNP per capita	\$ 2,520 (1991)	Exports to Japan	\$ 6,573 millions (1992)
Date of Independence	August 31, 1957	Sectoral Distribution of GDP	Agri. -- %, Min. & Indus. -- % Services -- % (1991)	Imports from Japan	\$ 8,115 millions (1992)
Regime	Constitutional Monarchy			Gross International Reserves	\$ 11,717 millions (1991)
Ethnic Composition	Malay, Chinese, Indian, etc.,	Sectoral Distribution of Employment	Agri. 31 %, Min. & Indus. 27 % Services 42 % (1989~1991)	Total External Debt	\$ 21,445 millions (1991)
Religion, Language	Muslim, Buddhism etc./ Malayan, Chinese			Merchandise Exports	\$ 34,405 millions (1991)
Currency, Exchange Rate	1US\$=2.571 RM (1993. 4)	Trade Imports	\$ 36,749 millions (1991)	Net ODA Receipts (as % of GNP)	12.8 % (1991)

2. The Flow of Japan's Bilateral ODA to Malaysia

(Net Disbursements; \$ millions)

	Technical Cooperation			Grant Aid			Loan Aid			Total		
	Total	Ranking		Total	Ranking		Total	Ranking		Total	Ranking	
		A	B		A	B		A	B		A	B
1989	56.93	5	1	1.76	--	4	20.92	23	1	79.63	14	1
1990	58.51	5	1	1.77	--	4	312.31	4	1	372.62	6	1
1991	60.03	5	1	8.00	--	2	131.82	12	1	199.85	11	1

A : Place of Malaysia among Japan's ODA Recipients

B : Place of Japan's Bilateral ODA to Malaysia among DAC Countries

3. Economic Cooperation of DAC Countries to Malaysia (1991)¹⁾

(Net Disbursements; \$ millions)

	Grants (1)		Loans (2)	Total ODA Net (1)+(2)=(3)	Other Offci. & Private Flows (4)	Total Eco. Coop. Net (3)+(4)=(5)
		Tech. Coop.				
Bilateral Assis. ²⁾ Major Donor Coun.	151.5 (100.0%)	112.5 (100.0%)	121.5 (100.0%)	272.9 (100.0%)	1,539.8	1,812.7
① Japan	68.0 (44.9%)	60.0 (53.3%)	131.8 (108.5%)	199.8 (73.2%)	638.1	837.9
② Australia	24.1 (16.0%)	23.4 (20.8%)	-- (%)	24.1 (8.8%)	10.5	34.6
③ U.K.	25.8 (17.0%)	7.0 (6.2%)	-8.1 (-6.7%)	17.6 (6.4%)	80.5	98.1
④ Finland	7.4 (4.9%)	0.1 (0.1%)	1.9 (1.6%)	9.3 (3.4%)	16.1	25.4
Multilat. Assis. Major Donors	21.9 (100.0%)	15.2 (100.0%)	-1.7 (100.0%)	20.2 (100.0%)	81.3	101.5
① UNHCR				9.4 (46.5%)	--	9.4
② EEC				5.1 (25.2%)	--	5.1
Others	0.0	--	-4.1	-4.1	--	-4.1
Total	173.4	127.7	115.7	289.0	1,621.1	1,910.1

4. Agreement on Technical Cooperation, etc.

(1) Agreement on Tech. Coop.: Signed on . . .
(2) E/N on Dispatching JOCV: Signed on 1965.12.23

5. Agencies Responsible for Coordinating Assistance

Tech. Coop: Economic Planning Unit (EPU), Prime Minister's Department

Grant Aid:

JOVCV:

¹⁾ Calendar year

²⁾ Figures are ranked according to ODA Net Disbursements

JICA's Activities in Malaysia

II. Performance (FY 1954-1991)

	Cumulative Data (FY 1954-1991)		Performance in FY 1992	
		¥ million(s)		¥ million(s)
Technical Cooperation Disbursement		¥ 52,828 million(s)		
Improvement of Aid Efficiency & Effectiveness	Project Identification Study Project Formulation Study Project Formulation Advisor Local Technical Advisor	4 Case(s) 0 Case(s) 1 Person(s) 1 Person(s)	Project Identification Study Project Formulation Study Project Formulation Advisor Local Technical Advisor	0 Case(s) 1 Case(s) 0 Person(s) 1 Person(s)
Development Study	Completed Projects (FY 1954-1991) Completed Projects (FY 1974-1991) Annex	72 Project(s) 56 Project(s)	Carried-over Projects Annex New Projects Annex	9 Project(s) 3 Project(s)
	Completed Projects (FY 1974-1991)	8 Project(s)	Carried-over Projects New Projects	0 Project(s) 0 Project(s)
Project-type Technical Cooperation	Completed Projects (FY 1954-1991) Completed Projects (FY 1974-1991) 1. MARA Vocational Training Institute Johor Bahru 2. Water Management Training Project 3. The Metal Industry Technology Center 4. National Calibration Laboratory of Standard and Industrial Research Institute 5. Development for the Faculty of Fisheries and Marine Science, University of Agriculture 6. The Forest Products Research Project 7. The Center for Instructor and Advanced Skill Training (CIAS) 8. The National Computer Institute	12 Project(s) 8 Project(s) (1976~1981) (1977~1985) (1978~1984) (1981~1985) (1984~1989) (1985~1989) (1982~1990) (1985~1990)	Carried-over Projects 1. The Malaysia ASEAN Poultry Disease Research and Trainig Project 2. The Malaysia, Sabah Re-afforestation Technical Development and Training Project 3. ASEAN Project on Characterization of Fine Ceramics 4. The Project on Foundry Technology Unit 5. The Radiation Applications Project 6. Development of Biotechnology at the Faculty of Food Science and Biotechnology, UPM New Projects 1. Effective Wood Utilization Reserch Project in Sarawk 2. Project for Research and Development on diagnosis of Selected Tropical Diseases	6 Project(s) (1986~1993) (1986~1993) (1987~1992) (1988~1993) (1989~1994) (1990~1995) 2 Project(s) (1992~1997) (1992~1996)
Individual Experts Dispatch Program	472 Person(s)	(Economic Infrastructure 184 Person(s) 38.98 % Agriculture & Forestry 85 Person(s) 18.01 % Human Resources Development 64 Person(s) 13.56 %)	69 Person(s) Carried over New	29 Person(s) (Long-term 22 Person(s) Short-term 7 Person(s) 40 Person(s) (Long-term 8 Person(s) Short-term 32 Person(s)
Mini-projects & Joint Studies	Completed Projects (FY 1977-1991)	0 Project(s)	Carried-over Projects New Projects	0 Project(s) 0 Project(s)

JICA's Activities in Malaysia

	Cumulative Data (FY 1954-1991)	Performance in FY 1992
Non-project Equipment Supply	¥ 749 million(s)	1 Case(s) ¥ 36 million(s) 1. Equipment for level survey (36)
Non-project Medical Equipment Supply	1 Case(s) ¥ 70 million(s)	0 Case(s) ¥ million(s)
Technical Training Program	General 4,984 Person(s) (Economic Infrastructure 1,350 Person(s) 27.09 % Mining & Industry 1,029 Person(s) 20.65 % Development Planning 694 Person(s) 13.92 % Public Administration) Youth Invitation Program 1,195 Person(s) Trainees through International Organizations 165 Person(s)	Total 667 Person(s) Carried over 38 Person(s) New 629 Person(s) General 478 Person(s) Group Training Course 122 Person(s) Individual Training Course 195 Person(s) (counterpart training 49 Person(s)) (cost-sharing type training 0 Person(s)) (special program 0 Person(s)) Special Programs 117 Person(s) Third Country Training Program 44 Person(s) Youth Invitation Program 150 Person(s) Trainees through International Organizations 1 Person(s)
Third Country Training Program	Completed Projects (FY 1977~1991) 6 Course(s) 1. Electronic News Gather/Electronic Field Production Operation and Maintenance (1983~1987) 2. Metalworking (1983~1988) 3. Forestry (1987~1989) 4. Particle Board (1987~1987) 5. Electrical Control (1989~1989) 6. The Board of Audit (1990~19)	Carried over 3 Course(s) 1. Operation and Maintenance of ENG/EFP-Advanced Course (1989~1993) 2. ASEAN Course in Basic Diagnostic Techniques on Poultry Diseases (1987~1995) 3. ASEAN Course in Specialized Diagnostic Techniques on Poultry Diseases (1987~1995) New 4 Course(s) 1. Advanced Skill Training on Fuel Injection System Services (1992~1996) 2. Training Seminar on Regional Rain Acidification Studies (1992~1992) 3. ASEAN Workshop on the Production of Natural Flavour for food (1992~1992) 4. Food Technology (1992~1995)
Japan Overseas Cooperation Volunteers	853 Person(s) (Human Resources Development 230 Person(s) 26.96 % Agriculture & Forestry 203 Person(s) 23.80 % Mining & Industry 119 Person(s) 13.95 %)	Total 87 Person(s) Carried over 61 Person(s) New 26 Person(s)
Emigration Services		
Development Investment & Financial Program	11 Project(s) ¥ 2,266 million(s)	2 Project(s) ¥ 84 million(s)
International Disaster Relief Program	FY 1935-1991 0 Case(s)	0 Case(s)

II. Annex 1 (FY 1954-1992)

Development Study	
Completed Projects (FY 1954-1991)	72 Project (s)
Completed Projects (FY 1974-1991)	56 Project (s)
1. Establishment of Electronic & Navigational Aid Systems Project	(1974~1977)
2. Kelantan Port Development Project	(1975~1980)
3. Sewerage & Drainage System Project	(1976~1978)
4. Master Plan Study for the Development of Petroleum & Natural Gas Resources	(1976~1977)
5. Kuantan-Kuching Submarine Cable Project	(1977~1977)
6. ASEAN Submarine Cable Project:Thailand-Malaysia-Singapore Route	(1977~1978)
7. Joint Production of Common Datum Charts of the Straits of Malacca & Singapore	(1977~1982)
8. Beluru/Long Lama/Limbank Trunk Road Construction Project in Sarawak	(1977~1979)
9. Trengganu Swamp Area Integrated Agricultural Development	(1977~1979)
10. Joint Hydrographic Survey in Malacca & Singapore Straits (Wan Fazam bank area)	(1978~1978)
11. Sewerage & Drainage System Project in Alor Setar & its Urban Environs	(1978~1980)
12. Flood Forecasting & Warning System in Sabah & Sarawak	(1978~1980)
13. Ex-Mining Land for Housing Development & Other Purposes	(1978~1980)
14. National Water Resources Study	(1978~1982)
15. Urban Transport in George Town, Butterworth & Bukit Mentajam	(1978~1982)
16. Bintulu Deepwater Port Project	(1979~1979)
17. Kinabatangan River Basin Development Project	(1979~1981)
18. Feasibility Study on the ASEAN Urea Project	(1979~1980)
19. VHF/FM Broadcast Coverage for Peninsular Malaysia	(1980~1980)
20. Sewerage & Drainage System Project in Kelang, Port Kelang & Its Environs	(1980~1982)
21. Road Construction & Improvement Project in Johor Bahru and Its Construction	(1980~1983)
22. Tekai Hydroelectric Power Development Project	(1980~1983)

JICA's Activities in Malaysia

Development Study	
23. VHF/FM Broadcast Coverage for the States of Sabah & Sarawak	(1981~1982)
24. Railway Development Plan Study	(1981~1983)
25. Tatau-Kapit Trunk Road Construction Project	(1981~1984)
26. Integrated Regional Development of South Trengganu	(1981~1985)
27. Establishment of Kelantan Cement Factory	(1981~1981)
28. Development Project of Perlis Port	(1982~1983)
29. Perlis-Kedah-Pulau Pinang Regional Water Resources	(1982~1984)
30. Mineral Resources Exploration	(1982~1984)
31. Regional Water Resources Study of South Johor	(1983~1985)
32. New East-West Railway Project and the West Coast Railway Project	(1983~1985)
33. Bengkoka Afforestation/Resettlement Project	(1983~1984)
34. Tenom Pangi Hydropower Project	(1983~1986)
35. Kelang Valley Transportation	(1984~1986)
36. Sarawak Mini Hydroelectric Power Development Project	(1984~1988)
37. Kuantan-Kota Kinabalu Submarine Cable Project	(1985~1986)
38. Computerized Area Traffic Control System in Penang	(1985~1987)
39. Tanjong Karang Irrigation Development and Management Project	(1985~1987)
40. City Gas Distribution System in Klang Valley Area	(1985~1987)
41. Mineral Resources Exploration	(1985~1987)
42. Flood Control of the Klang River Basin	(1986~1988)
43. Comprehensive National Tourism Development Plan	(1986~1988)
44. Klang Valley Transportation	(1986~1989)
45. Lebir Dam Project	(1986~1987)
46. Solid Waste Management Study for Pulau Pinang and Seberang Perai Municipality	(1987~1989)
47. Kelantan River Basin-Wide Flood Mitigation	(1987~1989)
48. Industrial Sector Development	(1987~1990)
49. Traffic Control & Management System of Malaysian Express Ways and Toll Highways	(1988~1989)
50. Penang Island Flood Mitigation & Drainage Master Plan Study	(1988~1990)

II. Annex 2 (FY 1954-1992)

JICA's Activities in Malaysia

Development Study	
51. Rationalization and Crop Diversification Study on Non-Grainy Irrigated Area	(1988~1990)
52. Mineral Exploration in Perak	(1988~1990)
53. Fish Marketing and Distribution System	(1989~1990)
54. Feasibility Study on Rail-Based Commuter Services in Klang Valley	(1989~1990)
55. Development of Rajang Port in Malaysia	(1989~1991)
56. Establishment of a High-Tech and Electric Industrial Estate	(1990~1991)
Carried-over Projects	9 Project(s)
1. Maintenance and Rehabilitation of Bridges in Malaysia	(1989~1992)
2. Highway Network Development	(1989~1992)
3. Small Scale Hydroelectric Power Development Project at Upper Liwagu Liver Basin in Sabah	(1990~1992)
4. Industrial Standardization and Quality Assurance Improvement Program	(1990~1992)
5. Air Quality Management Study for Kelang Valley Region (M/P)	(1989~1993)
6. National River Mouth Study in Malaysia (M/P, F/S)	(1990~1993)
7. Mineral Exploration : Supra-Regional Survey, Central Sabah Area (M/P)	(1990~1993)
8. Re-afforestation in Northern Sabah	(1991~)
9. Fish Marketing and Distribution System	(1991~1993)
New Projects	3 Project(s)
1. Introduction of Land Readjustment to Malaysia (F/S)	(1992~)
2. Small Reservoir Development in Peninsular Malaysia (F/S)	(1992~)
3. Upgrading the Measurements Center, SIRIM of Malaysia (F/S)	(1992~)

--

Capital Assistance to Malaysia

III. Performance of Capital Assistance

	Grant Aid		Loan Aid	
	Number of Projects Implemented and Major Projects	Disbursement (¥100millions)	Number of Projects Implemented and Major Projects	Disbursement (¥100millions)
Cumulative Data (-FY1986)	23 Project(s)	78.58	69 Project(s)	2,879.71
FY 1987	2 Project(s) 1. Construction of the ASEAN Poultry Disease Research Training Center 2. Lathe Equipment	4.41 (4.12) (0.29)	0 Project(s)	
FY 1988	2 Project(s) 1. Project to Extend University of Malaya's Japanese Language Center 2. Musical Instruments	3.97 (3.83) (0.14)	2 Project(s) 1. Peninsular Gas Utilization Project (Stage II) 2. ASEAN-Japan Development Fund	787.87 (420.00) (367.87)
FY 1989	6 Project(s) 1. Project for the Installation of Planetarium Projector for the National Space Science Education Center 2. Video Editing Machines and Cultural and Educational TV Programs to Radio Television Malaysia 3. Video Dubbing Equipment to the Ministry of Education 4. Small Scale Grant Assistance (3 cases)	3.68 (2.89) (0.50) (0.21) (0.08)	3 Project(s) 1. Rural Development (Poverty Eradication) Project 2. Regional Development (Poverty Eradication) Project 3. Malayan Railway Improvement Project	612.60 (324.98) (93.18) (194.44)
FY 1990	4 Project(s) 1. Project for Modernization of Fisheries Training Institute 2. Equipment for Learning Languages for the Residential Schools 3. Audio-Visual Equipment for the National Library 4. Small Scale Grant Assistance	10.46 (9.44) (0.50) (0.48) (0.04)	0 Project(s)	
FY 1991	4 Project(s) 1. Project for Modernization of Fisheries Training Institute 2. Audio-visual mobile van to the Terrengganu State Museum 3. Audio-visual equipment to the National University of Malaysia 4. Small-Scale Grant Aid (1 project)	5.77 (4.87) (0.47) (0.41) (0.02)	0 Project(s)	

I. Background Information
1. Basic Data

Country	Socialist Republic of Viet Nam
---------	--------------------------------

Land Area	330 thousand km ²	GDP	^{a)} \$ 15,000 millions (1991)	Principal Exports	Crude Oil, Coal, Marine Products
Population	68.96 millions (1992)	GNP per capita	^{a)} \$ 220 (1991)	Exports to Japan	\$ 870 millions (1992)
Date of Independence	September 2, 1945	Sectoral Distribution of GDP	Agri. -- %, Min. & Indus. -- %	Imports from Japan	\$ 451 millions (1992)
Regime	Socialist Republic		Services -- % (1991)	Gross International Reserves	\$ 15 millions (1991)
Ethnic Composition	Vietnamese, more than 60 minority races	Sectoral Distribution of Employment	Agri. 67 %, Min. & Indus. 12 %	Total External Debt	\$ 2,700 millions (1991)
Religion, Language	Buddhism, Confucianism / Vietnamese		Services 21 % (1989~1991)	Debt Service Ratio	-- (1991)
Currency, Exchange Rate	1US\$ = 10,590.30 D (1993. 4)	Merchandise Trade	Exports \$ 1,598 millions (1991)	Net ODA Receipts (as % of GNP)	2.1 % (1990)
			Imports \$ 1,621 millions (1991)		

a) estimate

2. The Flow of Japan's Bilateral ODA to Viet Nam

(Net Disbursements; \$ millions)

	Technical Cooperation			Grant Aid			Loan Aid			Total		
	Total	Ranking		Total	Ranking		Total	Ranking		Total	Ranking	
		A	B		A	B		A	B		A	B
1989	1.24	--	5	0.31	--	7	--	--	--	1.55	--	6
1990	1.31	--	5	--	--	--	--	--	--	1.31	--	9
1991	6.93	--	3	0.17	--	14	--	--	--	7.10	--	5

A : Place of Viet Nam among Japan's ODA Recipients

B : Place of Japan's Bilateral ODA to Viet Nam among DAC Countries

3. Economic Cooperation of DAC Countries to Viet Nam (1991)¹⁾

(Net Disbursements; \$ millions)

	Grants		Loans	Total ODA Net	Other Offci. & Private Flows	Total Eco. Coop. Net
	(1)	(2)				
	(1)	(2)	(2)	(1) + (2) = (3)	(4)	(3) + (4) = (5)
Bilateral Assis. ²⁾ Major Donor Coun.	135.6 (100.0%)	45.3 (100.0%)	-0.4 (100.0%)	135.2 (100.0%)	31.9	167.1
① Sweden	57.2 (42.2%)	3.2 (7.1%)	-- (%)	57.2 (42.3%)	--	57.2
② Germany	22.1 (16.3%)	20.6 (45.6%)	-- (%)	22.1 (16.3%)	17.4	39.5
③ Finland	18.4 (13.6%)	0.7 (1.5%)	-- (%)	18.4 (13.6%)	--	18.4
④ Japan	7.1 (5.2%)	6.9 (15.2%)	-- (%)	7.1 (5.2%)	-10.5	-3.4
Multilat. Assis. Major Donors	99.0 (100.0%)	63.4 (100.0%)	-15.7 (100.0%)	83.3 (100.0%)	-0.3	83.0
① UNDP				34.7 (41.7%)	--	34.7
② EEC				19.1 (22.9%)	--	19.1
Others	--	--	--	--	--	--
Total	234.6	108.6	16.1	218.5	31.6	250.1

4. Agreement on Technical Cooperation, etc.

(1) Agreement on Tech. Coop.; Signed on . . .
(2) E/N on Dispatching JOCV; Signed on . . .

5. Agencies Responsible for Coordinating Assistance

Tech. Coop : }
Grant Aid : } The State Planning Committee
JOCV : }

¹⁾ Calendar year

²⁾ Figures are ranked according to ODA Net Disbursements

JICA's Activities in Socialist Republic of Viet Nam

II. Performance (FY 1964-1991)

	Cumulative Data (FY 1964-1991)		Performance in FY 1992	
Technical Cooperation Disbursement	¥ 2,680 million(s)		¥ million(s)	
Improvement of Aid Efficiency & Effectiveness	Project Identification Study Project Formulation Study Project Formulation Advisor Local Technical Advisor	0 Case(s) 0 Case(s) 0 Person(s) 0 Person(s)	Project Identification Study Project Formulation Study Project Formulation Advisor Local Technical Advisor	1 Case(s) 3 Case(s) 0 Person(s) 0 Person(s)
Development Study	Completed Projects (FY 1964-1991) Completed Projects (FY 1974-1991)	8 Project(s) 0 Project(s)	Carried-over Projects New Projects 1. Transport Development in the Northern Part (M/P)	0 Project(s) 1 Project(s) (1992~)
Basic Design Study for Grant Aid	Completed Projects (FY 1974-1991)	2 Project(s)	Carried-over Projects New Projects 1. Project for Improvement of Medical Equipment in the Hai Ba Trung Hospital 2. Project for Rehabilitation and Extension of the Water Supply System in Gia Lam Area-Hanoi 3. Project for Improvement of Pilots for Highland Development in Central Plateau 4. Project for Improvement of Faculty of Agriculture Can Tho University	0 Project(s) 4 Project(s) (1992-1992) (1992-1993) (1992-1993) (1992-1993)
Project-type Technical Cooperation	Completed Projects (FY 1964-1991) Completed Projects (FY 1974-1991) 1. Project for the New Cho-Ray Hospital	4 Project(s) 1 Project(s) (1974-1977)	Carried-over Projects New Projects	0 Project(s) 0 Project(s)
Individual Experts Dispatch Program	65 Person(s) (Agriculture & Forestry 20 Person(s) 30.77 % Human Resources Development 19 Person(s) 29.23 % Economic Infrastructure 15 Person(s) 23.08 %)		1 Person(s) Carried over New	0 Person(s) (Long-term Short-term 0 Person(s) 0 Person(s) 1 Person(s) 0 Person(s)
Mini-projects & Joint Studies	Completed Projects (FY 1977-1991)	0 Project(s)	Carried-over Projects New Projects	0 Project(s) 0 Project(s)

JICA's Activities in Socialist Republic of Viet Nam

	Cumulative Data (FY 1954-1991)		Performance in FY 1992	
Non-project Equipment Supply		¥ 90 million(s)	0 Case(s)	¥ million(s)
Non-project Medical Equipment Supply	5 Case(s)	¥ 120 million(s)	1 Case(s) 1. Special Medical Equipment	¥ 31 million(s) (31)
Technical Training Program	General 686 Person(s) <ul style="list-style-type: none"> Public Health & Medicine 209 Person(s) 30.47 % Welfare Development Planning 130 Person(s) 18.95 % Public Administration Agriculture & Forestry 111 Person(s) 16.18 % Youth Invitation Program 0 Person(s) Trainees through International Organizations 83 Person(s)		Total Carried over New General <ul style="list-style-type: none"> Group Training Course 79 Person(s) Individual Training Course 8 Person(s) (counterpart training 71 Person(s) (cost-sharing type training 70 Person(s) (special program 26 Person(s) Third Country Training Program 27 Person(s) Youth Invitation Program 1 Person(s) Trainees through International Organizations 0 Person(s) 	
Third Country Training Program	Completed Projects(FY 1977~1991)	0 Course(s)	Carried over New	0 Course(s) 0 Course(s)
Japan Overseas Cooperation Volunteers	0 Person(s)		Total Carried over New	0 Person(s) 0 Person(s) 0 Person(s)
Emigration Services				
Development Investment & Financial Program	1 Project(s)	¥ 1,125 million(s)	0 Project(s)	¥ million(s)
International Disaster Re- lief Program	FY 1985-1991	2 Case(s)	1. Floods	1 Case(s)

Capital Assistance to Socialist Republic of Viet Nam

III. Performance of Capital Assistance

	Grant Aid		Loan Aid	
	Number of Projects Implemented and Major Projects	Disbursement (¥100millions)	Number of Projects Implemented and Major Projects	Disbursement (¥100millions)
Cumulative Data (-FY1986)	25 Project(s)	312.03	8 Project(s)	404.30
FY 1987	2 Project(s) 1. Emergency Disaster Relief 2. Audio-visual Equipment	0.48 (0.24) (0.24)	0 Project(s)	
FY 1988	0 Project(s)		0 Project(s)	
FY 1989	1 Project(s) 1. Emergency Disaster Relief	0.18 (0.18)	0 Project(s)	
FY 1990	1 Project(s) 1. Equipment for Producing and Editing Cultural and Educational Programs for Viet Nam Television.	0.23 (0.23)	0 Project(s)	
FY 1991	1 Project(s) 1. Audio-visual equipment to the Viet Nam-Japan Friendship House	0.18 (0.18)	0 Project(s)	

I. Background Information
1. Basic Data

Country	Democratic People's Republic of Algeria
---------	---

Land Area	2,382 thousand km ²	GDP	\$ 32,678 millions (1991)	Principal Exports	Oil, Oil Products, Natural Gas
Population	25.66 millions (1991)	GNP per capita	\$ 1,980 (1991)	Exports to Japan	\$ 74 millions (1992)
Date of Independence	July 3, 1962	Sectoral Distribution of GDP	Agri. 14 %, Min. & Indus. 50 % Services 36 % (1991)	Imports from Japan	\$ 268 millions (1992)
Regime	Republic			Gross International Reserves	\$ 3,460 millions (1992)
Ethnic Composition	Arab, Berber	Sectoral Distribution of Employment	Agri. 14 %, Min. & Indus. 11 % Services 75 % (1989~1991)	Total External Debt	\$ 28,636 millions (1991)
Religion, Language	Muslim, etc. / Arabic			Debt Service Ratio	73.7 % (1991)
Currency, Exchange Rate	1US\$=23.202 AD (1993. 2)	Merchandise Trade	Exports \$ 12,314 millions (1991)	Net ODA Receipts (as % of GNP)	0.7 % (1991)
			Imports \$ 9,104 millions (1991)		

2. The Flow of Japan's Bilateral ODA to Algeria

(Net Disbursements; \$ millions)

	Technical Cooperation			Grant Aid			Loan Aid			Total		
	Total	Ranking		Total	Ranking		Total	Ranking		Total	Ranking	
		A	B		A	B		A	B		A	B
1989	1.70	-	3	-	-	-	-4.42	-	-	-2.72	-	-
1990	4.24	-	3	0.35	-	9	-4.30	-	-	0.29	-	12
1991	6.58	-	3	-	-	-	-4.62	-	-	1.96	-	8

A : Place of Algeria among Japan's ODA Recipients

B : Place of Japan's Bilateral ODA to Algeria among DAC Countries

3. Economic Cooperation of DAC Countries to Algeria (1991)¹⁾

(Net Disbursements; \$ millions)

	Grants		Loans (2)	Total ODA Net (1)+(2)=(3)	Other Offci. & Private Flows (4)	Total Eco. Coop. Net (3)+(4)=(5)
	(1)	Tech. Coop.				
Bilateral Assis. ²⁾ Major Donor Coun.	156.0 (100.0%)	99.3 (100.0%)	164.8 (100.0%)	320.8 (100.0%)	1166.5	1487.3
① France	100.9 (64.7%)	75.6 (7.6%)	70.3 (42.7%)	171.2 (53.4%)	-283.8	-112.6
② Spain	0.2 (0.1%)	- (%)	46.2 (28.0%)	46.4 (14.5%)	86.5	117.2
③ Austria	0.3 (0.2%)	0.3 (0.3%)	36.1 (21.9%)	36.4 (11.3%)	-39.4	-3.0
④ Japan	6.6 (4.2%)	6.6 (6.6%)	-4.6 (-2.8%)	2.0 (0.6%)	-202.5	-200.5
Multilat. Assis. Major Donors	30.4 (100.0%)	15.0 (100.0%)	-95.2 (100.0%)	30.8 (100.0%)	301.6	332.4
① EEC				12.3 (40.0%)	8.4	20.7
② UNHCR				8.8 (28.6%)	-	8.8
Others	-	-	1.9	1.9	74.2	76.1
Total	186.5	114.3	71.5	353.5	1542.4	1895.9

¹⁾ Calendar year

²⁾ Figures are ranked according to ODA Net Disbursements

4. Agreement on Technical Cooperation, etc.

(1) Agreement on Tech. Coop.; Signed on . . .
(2) E/N on Dispatching JOCV; Signed on . . .

5. Agencies Responsible for Coordinating Assistance

Tech. Coop : Ministry of Foreign Affairs
Grant Aid :
JOCV :

JICA's Activities in Democratic People's Republic of Algeria

II. Performance (FY 1954-1991)

	Cumulative Data (FY 1954-1991)		Performance in FY 1992						
Technical Cooperation Disbursement	¥ 3,069 million (s)		¥ million (s)						
Improvement of Aid Efficiency & Effectiveness	Project Identification Study	0 Case (s)	Project Identification Study	0 Case (s)					
	Project Formulation Study	0 Case (s)	Project Formulation Study	0 Case (s)					
	Project Formulation Advisor	0 Person (s)	Project Formulation Advisor	0 Person (s)					
	Local Technical Advisor	0 Person (s)	Local Technical Advisor	0 Person (s)					
Development Study	Completed Projects (FY 1954-1991)	5 Project (s)	Carried-over Projects	1 Project (s)					
	Completed Projects (FY 1974-1991)	3 Project (s)	1. Development of the Ports of Algiers, Oran and Annaba	(1990~1992)					
	1. Establishment of Sea Water Desalination Plant (Alger)	(1982~1983)	New Projects	0 Project (s)					
	2. Fetzara Lake Agricultural Development	(1982~1985)							
3. Establishment of Sea Water Desalination Plant (Oran, Mostaganem)	(1983~1984)								
Basic Design Study for Grant Aid	Completed Projects (FY 1974-1991)	0 Project (s)	Carried-over Projects	0 Project (s)					
			New Projects	0 Project (s)					
Project-type Technical Cooperation	Completed Projects (FY 1954-1991)	1 Project (s)	Carried-over Projects	2 Project (s)					
	Completed Projects (FY 1974-1991)	1 Project (s)	1. University of Science and Technology of Oran	(1989~1994)					
	1. The Medical Center, the Oran University of Science and Technology (1978~1983)		2. Superior Maritime Institute of Bou-Ismaïl Project	(1989~1993)					
			New Projects	0 Project (s)					
Individual Experts Dispatch Program	65 Person (s)	Economic Infrastructure	32 Person (s)	49.23 %	1 Person (s)	Carried over	0 Person (s)	Long-term	0 Person (s)
		Human Resources Development	16 Person (s)	24.62 %		New	1 Person (s)	Short-term	0 Person (s)
		Agriculture & Forestry	15 Person (s)	23.08 %				Long-term	0 Person (s)
								Short-term	1 Person (s)
Mini-projects & Joint Studies	Completed Projects (FY 1977-1991)	0 Project (s)	Carried-over Projects	0 Project (s)					
			New Projects	0 Project (s)					

JICA's Activities in Democratic People's Republic of Algeria

	Cumulative Data (FY 1964-1991)		Performance in FY 1992	
Non-project Equipment Supply		¥ 81 million(s)	0 Case(s)	¥ million(s)
Non-project Medical Equipment Supply	0 Case(s)	¥ million(s)	0 Case(s)	¥ million(s)
Technical Training Program	General	191 Person(s) (Economic Infrastructure 102 Person(s) 53.40 % Mining & Industry 32 Person(s) 16.75 % Agriculture & Forestry 20 Person(s) 10.47 %)	Total	30 Person(s)
	Youth Invitation Program	0 Person(s)	Carried over	5 Person(s)
	Trainees through International Organizations	1 Person(s)	New	25 Person(s)
			General	25 Person(s)
			Group Training Course	11 Person(s)
			Individual Training Course	10 Person(s)
			(counterpart training	7 Person(s)
			(cost-sharing type training	0 Person(s)
			(special program	0 Person(s)
			Third Country Training Program	4 Person(s)
			Youth Invitation Program	0 Person(s)
			Trainees through International Organizations	0 Person(s)
Third Country Training Program	Completed Projects(FY 1977~1991)	0 Course(s)	Carried over	0 Course(s)
			New	0 Course(s)
Japan Overseas Cooperation Volunteers	0 Person(s)		Total	0 Person(s)
			Carried over	0 Person(s)
			New	0 Person(s)
Emigration Services				
Development Investment & Financial Program	0 Project(s)	¥ million(s)	0 Project(s)	¥ million(s)
International Disaster Relief Program	FY 1985-1991	0 Case(s)		0 Case(s)

Capital Assistance to Democratic People's Republic of Algeria

III. Performance of Capital Assistance

	Grant Aid		Loan Aid	
	Number of Projects Implemented and Major Projects	Disbursement (¥100millions)	Number of Projects Implemented and Major Projects	Disbursement (¥100millions)
Cumulative Data (-FY1986)	1 Project (s)	3.00	7 Project (s)	120.00
FY 1987	0 Project (s)		0 Project (s)	
FY 1988	1 Project (s) 1. Aid for Increased Food Production	0.90 (0.90)	0 Project (s)	
FY 1989	1 Project (s) 1. Sports Equipment to the Ministry of the Youth	0.50 (0.50)	0 Project (s)	
FY 1990	1 Project (s) 1. Audio-Visual Equipment and Vehicle for Carrying Equipment to the Ministry of Education	0.46 (0.46)	0 Project (s)	
FY 1991	0 Project (s)		0 Project (s)	

I. Background Information
1. Basic Data

Country	State of Bahrain
---------	------------------

Land Area	680 thousand km ²	GDP	\$ 4,000 millions (1991)	Principal Exports	Oil, Oil Products
Population	0.52 millions (1991)	GNP per capita	\$ 6,910 (1991)	Exports to Japan	\$ 305 millions (1992)
Date of Independence	August 14, 1971	Sectoral Distribution of GDP	Agri. 1.3%, Min. & Indus. 44.0% Services 54.7% (1988)	Imports from Japan	\$ 213 millions (1992)
Regime	Emirate			Gross International Reserves	\$ 1,400 millions (1992)
Ethnic Composition	Bahraini, Asian, Iranian	Sectoral Distribution of Employment	Agri. 3%, Min. & Indus. 35% Services 62% (1989~1991)	Total External Debt	-- (1991)
Religion, Language	Muslim, Christianity / Arabic			Debt Service Ratio	-- (1991)
Currency, Exchange Rate	1US\$=0.37695 BD (1993. 4)	Merchandise Trade	Exports \$ 3,161 millions (1991)	Net ODA Receipts (as % of GNP)	-- (1991)
			Imports \$ 3,993 millions (1991)		

2. The Flow of Japan's Bilateral ODA to Bahrain

(Net Disbursements; \$ millions)

	Technical Cooperation			Grant Aid			Loan Aid			Total		
	Total	Ranking		Total	Ranking		Total	Ranking		Total	Ranking	
		A	B		A	B		A	B		A	B
1989	2.23	--	1	0.44	--	1	--	--	--	2.67	--	1
1990	1.28	--	1	--	--	--	--	--	--	1.28	--	1
1991	0.48	--	1	--	--	--	--	--	--	0.48	--	1

A : Place of Bahrain among Japan's ODA Recipients

B : Place of Japan's Bilateral ODA to Bahrain among DAC Countries

3. Economic Cooperation of DAC Countries to Bahrain (1991)¹⁾

(Net Disbursements; \$ millions)

	Grants		Loans	Total ODA Net	Other Offci. & Private Flows	Total Eco. Coop. Net
	(1)	(2)				
	Tech. Coop.	(2)	(1)+(2)=(3)	(4)	(3)+(4)=(5)	
Bilateral Assis. ²⁾ Major Donor Coun.	0.9 (100.0%)	0.9 (100.0%)	-- (100.0%)	0.9 (100.0%)	-38.4	-37.5
① Japan	0.5 (55.6%)	0.5 (55.6%)	-- ()	0.5 (55.6%)	16.0	16.5
② France	0.4 (44.4%)	0.4 (44.4%)	-- ()	0.4 (44.4%)	-1.6	-1.2
③ Germany	0.0 ()	0.0 ()	-- ()	0.0 ()	9.5	9.5
④	()	()	-- ()	()		
Multilat. Assis. Major Donors	1.2 (100.0%)	0.5 (100.0%)	-1.9 (100.0%)	-0.7 (100.0%)	0.8	0.1
① UNDP				0.2 (-28.6%)	--	0.2
② UNTA				0.2 (-28.6%)	--	0.2
Others	51.0	--	-7.1	43.8	--	43.8
Total	53.0	1.3	-9.0	44.0	-37.6	6.4

¹⁾ Calendar year

²⁾ Figures are ranked according to ODA Net Disbursements

4. Agreement on Technical Cooperation, etc.

(1) Agreement on Tech. Coop.; Signed on . . .
(2) E/N on Dispatching JOCV; Signed on . . .

5. Agencies Responsible for Coordinating Assistance

Tech. Coop :	Ministry of Foreign Affairs
Grant Aid :	
JOCV :	

JICA's Activities in State of Bahrain

II. Performance (FY 1954-1991)

	Cumulative Data (FY 1954-1991)		Performance in FY 1992	
Technical Cooperation Disbursement		¥ 397 million(s)		¥ million(s)
Improvement of Aid Efficiency & Effectiveness	Project Identification Study Project Formulation Study Project Formulation Advisor Local Technical Advisor	1 Case(s) 0 Case(s) 0 Person(s) 0 Person(s)	Project Identification Study Project Formulation Study Project Formulation Advisor Local Technical Advisor	0 Case(s) 0 Case(s) 0 Person(s) 0 Person(s)
Development Study	Completed Projects (FY 1954-1991) Completed Projects (FY 1974-1991)	0 Project(s) 0 Project(s)	Carried-over Projects	0 Project(s)
			New Projects	0 Project(s)
Basic Design Study for Grant Aid	Completed Projects (FY 1974-1991)	0 Project(s)	Carried-over Projects	0 Project(s)
			New Projects	0 Project(s)
Project-type Technical Cooperation	Completed Projects (FY 1954-1991) Completed Projects (FY 1974-1991)	0 Project(s) 0 Project(s)	Carried-over Projects	0 Project(s)
			New Projects	0 Project(s)
Individual Experts Dispatch Program	11 Person(s)	Human Resources Development 6 Person(s) 54.55 % Development Planning 3 Person(s) 27.27 % Public Administration 1 Person(s) 9.09 % Economic Infrastructure 1 Person(s) 9.09 % Agriculture & Forestry 1 Person(s) 9.09 %	2 Person(s) Carried over New	1 Person(s) (Long-term 1 Person(s) Short-term 0 Person(s) 1 Person(s) (Long-term 1 Person(s) Short-term 0 Person(s)
	Mini-projects & Joint Studies	Completed Projects (FY 1977-1991)	0 Project(s)	Carried-over Projects New Projects

JICA's Activities in State of Bahrain

	Cumulative Data (FY 1954-1991)		Performance in FY 1992																																					
Non-project Equipment Supply		¥ million(s)	0 Case(s)	¥ million(s)																																				
Non-project Medical Equipment Supply	0 Case(s)	¥ million(s)	0 Case(s)	¥ million(s)																																				
Technical Training Program	General	70 Person(s)	<table border="0"> <tr> <td>Economic Infrastructure</td> <td>18 Person(s)</td> <td>25.71 %</td> </tr> <tr> <td>Human Resources Development</td> <td>13 Person(s)</td> <td>18.57 %</td> </tr> <tr> <td>Development Planning</td> <td>12 Person(s)</td> <td>17.14 %</td> </tr> <tr> <td>Public Administration</td> <td></td> <td></td> </tr> </table>	Economic Infrastructure	18 Person(s)	25.71 %	Human Resources Development	13 Person(s)	18.57 %	Development Planning	12 Person(s)	17.14 %	Public Administration			<table border="0"> <tr> <td>Total</td> <td>12 Person(s)</td> </tr> <tr> <td>Carried over</td> <td>2 Person(s)</td> </tr> <tr> <td>New</td> <td>10 Person(s)</td> </tr> <tr> <td> General</td> <td>10 Person(s)</td> </tr> <tr> <td> Group Training Course</td> <td>8 Person(s)</td> </tr> <tr> <td> Individual Training Course</td> <td>2 Person(s)</td> </tr> <tr> <td> (counterpart training</td> <td>0 Person(s))</td> </tr> <tr> <td> (cost-sharing type training</td> <td>0 Person(s))</td> </tr> <tr> <td> (special program</td> <td>0 Person(s))</td> </tr> <tr> <td> Third Country Training Program</td> <td>0 Person(s)</td> </tr> <tr> <td> Youth Invitation Program</td> <td>0 Person(s)</td> </tr> <tr> <td> Trainees through International Organizations</td> <td>0 Person(s)</td> </tr> </table>	Total	12 Person(s)	Carried over	2 Person(s)	New	10 Person(s)	General	10 Person(s)	Group Training Course	8 Person(s)	Individual Training Course	2 Person(s)	(counterpart training	0 Person(s))	(cost-sharing type training	0 Person(s))	(special program	0 Person(s))	Third Country Training Program	0 Person(s)	Youth Invitation Program	0 Person(s)	Trainees through International Organizations	0 Person(s)
	Economic Infrastructure	18 Person(s)	25.71 %																																					
Human Resources Development	13 Person(s)	18.57 %																																						
Development Planning	12 Person(s)	17.14 %																																						
Public Administration																																								
Total	12 Person(s)																																							
Carried over	2 Person(s)																																							
New	10 Person(s)																																							
General	10 Person(s)																																							
Group Training Course	8 Person(s)																																							
Individual Training Course	2 Person(s)																																							
(counterpart training	0 Person(s))																																							
(cost-sharing type training	0 Person(s))																																							
(special program	0 Person(s))																																							
Third Country Training Program	0 Person(s)																																							
Youth Invitation Program	0 Person(s)																																							
Trainees through International Organizations	0 Person(s)																																							
Youth Invitation Program		0 Person(s)																																						
Trainees through International Organizations		0 Person(s)																																						
Third Country Training Program	Completed Projects(FY 1977~1991)		0 Course(s)	Carried over	0 Course(s)																																			
				New	0 Course(s)																																			
Japan Overseas Cooperation Volunteers	0 Person(s)		Total	0 Person(s)																																				
			Carried over	0 Person(s)																																				
			New	0 Person(s)																																				
Emigration Services																																								
Development Investment & Financial Program	0 Project(s)	¥ million(s)	0 Project(s)	¥ million(s)																																				
International Disaster Re- lief Program	FY 1985-1991	0 Case(s)		0 Case(s)																																				

Capital Assistance to State of Bahrain

III. Performance of Capital Assistance

	Grant Aid		Loan Aid	
	Number of Projects Implemented and Major Projects	Disbursement (¥100millions)	Number of Projects Implemented and Major Projects	Disbursement (¥100millions)
Cumulative Data (-FY1986)	0 Project (s)		0 Project (s)	
FY 1987	0 Project (s)		0 Project (s)	
FY 1988	0 Project (s)		0 Project (s)	
FY 1989	1 Project (s) 1. Emergency Relief	0.61 (0.61)	0 Project (s)	
FY 1990	0 Project (s)		0 Project (s)	
FY 1991	0 Project (s)		0 Project (s)	

I. Background Information
1. Basic Data

Country	Arab Republic of Egypt
---------	------------------------

Land Area	1,001 thousand km ²	GDP	\$ 30,265 millions (1991)	Principal Exports	Oil, Oil Products, Cotton
Population	54.69 millions (1991)	GNP per capita	\$ 610 (1991)	Exports to Japan	\$ 92 millions (1992)
Date of Independence	February 28, 1992	Sectoral Distribution of GDP	Agri. 18 %, Min. & Indus. 30 % Services 52 % (1991)	Imports from Japan	\$ 584 millions (1992)
Regime	Republic			Gross International Reserves	\$ 6,185 millions (1991)
Ethnic Composition	Eastern Ham, Bedouin, Nubian,	Sectoral Distribution of Employment	Agri. 34 %, Min. & Indus. 22 % Services 44 % (1989~1991)	Total External Debt	\$ 40,571 millions (1991)
Religion, Language	Muslim / Arabic			Debt Service Ratio	16.7 % (1991)
Currency, Exchange Rate	1US\$=3.345 £E (1993. 4)	Merchandise Trade	Exports \$ 3,838 millions (1991)	Net ODA Receipts (as % of GNP)	15.2 % (1991)
			Imports \$ 8,227 millions (1991)		

2. The Flow of Japan's Bilateral ODA to Egypt

(Net Disbursements; \$ millions)

	Technical Cooperation			Grant Aid			Loan Aid			Total		
	Total	Ranking		Total	Ranking		Total	Ranking		Total	Ranking	
		A	B		A	B		A	B		A	B
1989	18.61	11	3	32.99	17	1	27.05	20	4	78.65	16	3
1990	19.14	10	3	45.28	9	3	34.44	20	5	98.86	13	4
1991	17.05	17	3	23.99	19	5	578.53	3	1	619.57	3	2

A : Place of Egypt among Japan's ODA Recipients

B : Place of Japan's Bilateral ODA to Egypt among DAC Countries

3. Economic Cooperation of DAC Countries to Egypt (1991)¹⁾

(Net Disbursements; \$ millions)

	Grants		Loans	Total ODA Net (1)+(2)=(3)	Other Offci. & Private Flows (4)	Total Eco. Coop. Net (3)+(4)=(5)
	(1)	Tech. Coop.				
Bilateral Assis. ²⁾ Major Donor Coun.						
① U.S.A.	2790.0 (86.0%)	623.0 (84.8%)	173.0 (18.9%)	2963.0 (71.3%)	-1758.0	1205.0
② Japan	41.0 (1.3%)	17.1 (2.3%)	578.5 (63.2%)	619.6 (14.9%)	-21.2	598.4
③ Germany	124.8 (3.8%)	29.5 (4.0%)	60.5 (6.6%)	185.3 (4.5%)	-15.3	170.0
④ France	76.0 (2.3%)	13.3 (1.8%)	87.5 (9.6%)	163.6 (3.9%)	-424.9	-261.3
Multilat. Assis. Major Donors						
① EEC	323.2 (100.0%)	22.4 (100.0%)	7.8 (100.0%)	358.2 (100.0%)	-74.3	283.9
② UNHCR				290.0 (81.0%)	1.9	291.9
				13.7 (3.8%)	--	13.7
Others	518.8	--	-8.7	510.1	--	510.0
Total	4085.0	756.9	914.0	5026.2	-2470.7	2555.5

¹⁾ Calendar year

²⁾ Figures are ranked according to ODA Net Disbursements

4. Agreement on Technical Cooperation, etc.

(1) Agreement on Tech. Coop.; Signed on 1983. 6.15
(2) E/N on Dispatching JOCV; Signed on . . .

5. Agencies Responsible for Coordinating Assistance

Tech. Coop : Ministry of Foreign Affairs
Ministry of International Cooperation
Grant Aid : Ministry of International Cooperation
JOCV :

JICA's Activities in Arab Republic of Egypt

II. Performance (FY 1954-1991)

	Cumulative Data (FY 1954-1991)		Performance in FY 1992	
Technical Cooperation Disbursement	¥ 24,106 million(s)		¥ million(s)	
Improvement of Aid Efficiency & Effectiveness	Project Identification Study Project Formulation Study Project Formulation Advisor Local Technical Advisor	1 Case(s) 3 Case(s) 2 Person(s) 1 Person(s)	Project Identification Study Project Formulation Study Project Formulation Advisor Local Technical Advisor	0 Case(s) 1 Case(s) 1 Person(s) 0 Person(s)
Development Study	Completed Projects (FY 1954-1991) Completed Projects (FY 1974-1991) Annex	29 Project(s) 29 Project(s)	Carried-over Projects 1. North Sinai Groundwater Resource Development 2. Rehabilitation and Improvement of Delivery Water System on Bahr Yusef Canal 3. Urgent Development Plan of the Suez Bay Coastal Area Development 4. Development of the National Road Network and Transportation System 5. Expansion Project of El Dekheila Iron and Steel Works New Projects	5 Project(s) (1988~1992) (1990~1992) (1991~1993) (1991~1993) (1991~1994) 0 Project(s)
Basic Design Study for Grant Aid	Completed Projects (FY 1974-1991)	19 Project(s)	Carried-over Projects 1. Project for Water Supply and Sewer System Upgrading in Monib, Giza City New Projects 1. Projects for Water Supply and Sewer System Upgrading in Monib, Giza City II 2. Project for Improvement of the Fire Fighting Services in Giza	1 Project(s) (1991~1992) 2 Project(s) (1992~1992) (1992~1993)
Project-type Technical Cooperation	Completed Projects (FY 1954-1991) Completed Projects (FY 1974-1991) 1. Arab Maritime Transport Academy, AMTA 2. Shoubra Maintenance Vocational Training Center 3. Nursing Education & Research 4. Textile Research in the National Research Center 5. Cairo Transport Authority Tramcar Training Center 6. Cairo University Pediatric Hospital 7. Rice Mechanization Pilot Project	7 Project(s) 7 Project(s) (1976~1982) (1977~1983) (1978~1982) (1980~1989) (1982~1986) (1983~1989) (1981~1991)	Carried-over Projects 1. Construction Equipment Training Center in Tenth of Ramadan 2. Cairo University Children Hospital II 3. Pilot Project of Family Planning and Maternal and Child Health New Projects	3 Project(s) (1989~1993) (1989~1994) (1989~1992) 0 Project(s)
Individual Experts Dispatch Program	377 Person(s)	(Economic Infrastructure 168 Person(s) 44.56 % Fisheries 80 Person(s) 21.22 % Agriculture & Forestry 36 Person(s) 9.55 %)	47 Person(s) Carried over New	12 Person(s) (Long-term 11 Person(s) Short-term 1 Person(s) 35 Person(s) (Long-term 5 Person(s) Short-term 30 Person(s)
Mini-projects & Joint Studies	Completed Projects (FY 1977-1991)	0 Project(s)	Carried-over Projects 1. High Dam Lake Fisheries Management 2. Welding Research Center New Projects	2 Project(s) (1990~1993) (1990~1993) 0 Project(s)

JICA's Activities in Arab Republic of Egypt

	Cumulative Data (FY 1954-1991)		Performance in FY 1992													
Non-project Equipment Supply		¥ 373 million(s)	0 Case(s)	¥ million(s)												
Non-project Medical Equipment Supply	1 Case(s)	¥ 7 million(s)	0 Case(s)	¥ million(s)												
Technical Training Program	General 2,479 Person(s)	<table border="0"> <tr> <td>(Economic Infrastructure</td> <td>790 Person(s)</td> <td>31.87 %</td> </tr> <tr> <td>(Mining & Industry</td> <td>416 Person(s)</td> <td>16.78 %</td> </tr> <tr> <td>(Public Health & Medicine</td> <td>324 Person(s)</td> <td>13.07 %</td> </tr> <tr> <td>(Welfare</td> <td></td> <td></td> </tr> </table>	(Economic Infrastructure	790 Person(s)	31.87 %	(Mining & Industry	416 Person(s)	16.78 %	(Public Health & Medicine	324 Person(s)	13.07 %	(Welfare			Total	197 Person(s)
	(Economic Infrastructure	790 Person(s)	31.87 %													
(Mining & Industry	416 Person(s)	16.78 %														
(Public Health & Medicine	324 Person(s)	13.07 %														
(Welfare																
	Youth Invitation Program	0 Person(s)	Carried over	22 Person(s)												
	Trainees through International Organizations	44 Person(s)	New	176 Person(s)												
			General	174 Person(s)												
			(Group Training Course	117 Person(s)												
			Individual Training Course	38 Person(s)												
			(counterpart training	29 Person(s)												
			(cost-sharing type training	0 Person(s)												
			(special program	0 Person(s)												
			Third Country Training Program	19 Person(s)												
			Youth Invitation Program	0 Person(s)												
			Trainees through International Organizations	1 Person(s)												
Third Country Training Program	Completed Projects(FY 1977~1991)	7 Course(s)	Carried over	5 Course(s)												
	<ol style="list-style-type: none"> 1. International Course on Maritime Education and Training (1986~1987) 2. International Course on Maritime Education and Training (1987~1989) 3. International Course on Nurse Training (1986~1990) 4. International Course on Rice Cultivation Techniques (1989~1990) 5. Navigaton (1990~1990) 6. Nursing for Infectious Disease (1990~1990) 7. Navigation (1990~1991) 		<ol style="list-style-type: none"> 1. International Course on Nurse Training (1985~1994) 2. International Course on Maritime Education and Training (1985~1994) 3. International Course on Rice Cultivation Techniques (1987~1996) 4. International Course on Welding Technology for Engineers (1989~1993) 5. International Training Seminar for Earthquake observers (Seismologists) (1991~1995) 													
			New	1 Course(s)												
			1. Infact Nursing	(1992~1992)												
Japan Overseas Cooperation Volunteers	0 Person(s)		Total	0 Person(s)												
			Carried over	0 Person(s)												
			New	0 Person(s)												
Emigration Services																
Development Investment & Financial Program	0 Project(s)	¥ million(s)	0 Project(s)	¥ million(s)												
International Disaster Relief Program	FY 1985-1991	0 Case(s)	1. Earthquake	1 Case(s)												

Capital Assistance to Arab Republic of Egypt

III. Performance of Capital Assistance

	Grant Aid		Loan Aid	
	Number of Projects Implemented and Major Projects	Disbursement (¥100millions)	Number of Projects Implemented and Major Projects	Disbursement (¥100millions)
Cumulative Data (-FY1986)	46 Project(s)	352.88	43 Project(s)	3,428.80
FY 1987	8 Project(s) 1. Aid for Increased Food Production 2. Establish Project of the Construction Equipment Training Center·2/2 3. Expansion Project of Cairo University Pediatric Hospital·1/2 4. Low Income Group Housing Project 5. Project for Fisheries Exploitation in Mediteranean & the Red Sea etc.,	57.45 { 5.00 } { 11.54 } { 11.44 } { 10.00 } { 9.39 }	1 Project(s) 1. Assuit Thermal Power Station Project A	103.21 { 103.21 }
FY 1988	7 Project(s) 1. Aid for Increased Food Production 2. Project for the Omrania West Water Supply & Sewer Upgrading, Giza City·1/2 3. Expansion Project of Cairo University Pediatric Hospital·2/2 4. Project for the Improvement of Emergency Medical Service 5. Low Income Group Housing Project etc.,	41.70 { 4.50 } { 10.10 } { 9.81 } { 8.40 } { 8.00 }	2 Project(s) 1. Reschedule 2. Reschedule	133.06 { 130.11 } { 2.95 }
FY 1989	6 Project(s) 1. Aid for Increased Food Production 2. Project for Expansion of the National Telecommunication Institute 3. Project for The Omrania West Water Supply & Sewer Upgrading, Giza City·2/2 4. Project for Improvement of the Fire Fighting Services in Cairo 5. Project for Replacing the Training Vessel etc.,	39.27 { 5.00 } { 14.64 } { 11.70 } { 6.98 } { 0.45 }	0 Project(s)	
FY 1990	8 Project(s) 1. Aid for Increased Food Production 2. Project for Replacing the Training Vessel 3. Rehabilitation & Development of Ataqa Fishing Port·1/2 4. Project for Improvement of Rise Storage Centers 5. Low Income Group Housing Project etc.,	40.55 { 5.00 } { 16.25 } { 9.79 } { 6.24 } { 1.50 }	1 Project(s) 1. Emergency Commodity Loan	436.68 { 436.68 }
FY 1991	9 Project(s) 1. Project for Improvement of Rice Storage Centers·1/2 2. Project for Replacing the Training Vessel·2/2 3. Project for Rehabilitation and Development of Ataqa Fishing Port·2/2 4. Project for Rehabilitation of Floating Pump Stations in Upper Egypt·1/2 5. Project for Improvement of High Institute of Nursing, Cairo University·1/3 etc.,	55.88 { 13.28 } { 12.08 } { 8.98 } { 6.80 } { 5.74 }	2 Project(s) 1. Emergency Commodity Loan 2. Beni-Suef Cement Factory Construction Project(III)	357.56 { 232.66 } { 124.90 }

I. Background Information
1. Basic Data

Country	Islamic Republic of Iran
---------	--------------------------

Land Area	1,648 thousand km ²	GDP	\$ 96,989 millions (1991)	Principal Exports	Oil, Oil Products, Carpet
Population	57.73 millions (1991)	GNP per capita	\$ 2,170 (1991)	Exports to Japan	\$ 2,603 millions (1992)
Date of Independence	B.C. 540	Sectoral Distribution of GDP	Agri. 21 %, Min. & Indus. 21 % Services 58 % (1991)	Imports from Japan	\$ 2,649 millions (1992)
Regime	Islamic Republic			Gross International Reserves	— (1991)
Ethnic Composition	Persian, Arab, Turkomen, etc.,	Sectoral Distribution of Employment	Agri. 25 %, Min. & Indus. 28 % Services 47 % (1989~1991)	Total External Debt	\$ 11,511 millions (1991)
Religion, Language	Muslim / Persian			Debt Service Ratio	3.9 % (1991)
Currency, Exchange Rate	1US\$=1.644 RIs (1993. 4)	Merchandise Trade	Exports \$ 15,916 millions (1991)	Net ODA Receipts (as % of GNP)	0.2 % (1991)
			Imports \$ 21,688 millions (1991)		

2. The Flow of Japan's Bilateral ODA to Iran

(Net Disbursements; \$ millions)

	Technical Cooperation			Grant Aid			Loan Aid			Total		
	Total	Ranking		Total	Ranking		Total	Ranking		Total	Ranking	
		A	B		A	B		A	B		A	B
1989	3.53	—	4	—	—	—	—	—	—	3.53	—	4
1990	5.71	—	4	1.73	—	7	-66.30	—	—	-58.86	—	—
1991	10.15	27	3	—	—	—	-14.28	—	—	-4.13	—	—

A : Place of Iran among Japan's ODA Recipients

B : Place of Japan's Bilateral ODA to Iran among DAC Countries

3. Economic Cooperation of DAC Countries to Iran (1991)¹⁾

(Net Disbursements; \$ millions)

	Grants		Loans (2)	Total ODA Net (1)+(2)=(3)	Other Offci. & Private Flows (4)	Total Eco. Coop. Net (3)+(4)=(5)
	(1)	Tech. Coop.				
Bilateral Assis. ²⁾ Major Donor Coun.	123.6 (100.0%)	78.4 (100.0%)	-41.1 (100.0%)	82.5 (100.0%)	1105.0	1187.5
① Germany	47.2 (38.2%)	47.2 (60.2%)	-1.7 (4.1%)	45.6 (55.3%)	484.7	530.3
② Austria	27.4 (22.2%)	12.7 (16.2%)	— (—%)	27.4 (33.2%)	—	27.4
③ Sweden	10.9 (8.9%)	— (—%)	— (—%)	10.9 (13.2%)	12.0	22.9
④ Japan	2.1 (1.7%)	1.6 (2.0%)	-14.3 (34.8%)	-4.1 (-5.0%)	136.2	132.1
Multilat. Assis. Major Donors	101.2 (100.0%)	71.7 (100.0%)	— (100.0%)	101.2 (100.0%)	-40.0	61.2
① UNHCR				55.7 (55.0%)	—	55.7
② WFP				29.3 (29.0%)	—	29.3
Others	10.0	—	—	10.0	—	10.0
Total	234.8	150.1	-41.1	193.7	1065.0	1258.7

¹⁾ Calendar year

²⁾ Figures are ranked according to ODA Net Disbursements

4. Agreement on Technical Cooperation, etc.

(1) Agreement on Tech. Coop.; Signed on 1958.12. 9
(2) E/N on Dispatching JOCV; Signed on . . .

5. Agencies Responsible for Coordinating Assistance

Tech. Coop : Ministry of Foreign Affairs

Grant Aid :

JOCV :

JICA's Activities in Islamic Republic of Iran

II. Performance (FY 1974-1991)

	Cumulative Data (FY 1954-1991)		Performance in FY 1992			
Technical Cooperation Disbursement	¥ 6,393 million(s)		¥ million(s)			
Improvement of Aid Efficiency & Effectiveness	Project Identification Study Project Formulation Study Project Formulation Advisor Local Technical Advisor	1 Case(s) 1 Case(s) 0 Person(s) 0 Person(s)	Project Identification Study Project Formulation Study Project Formulation Advisor Local Technical Advisor	0 Case(s) 0 Case(s) 0 Person(s) 0 Person(s)		
Development Study	Completed Projects (FY 1954-1991) Completed Projects (FY 1974-1991) 1. Development Plan for Petrochemical Down-Stream Industries 2. Japan Export Refinery Projects 3. Caspian Sea Coastal Area Agricultural Development Project	7 Project(s) 3 Project(s) (1977~1978) (1978~1978) (1984~1986)	Carried-over Projects 1. Haraz River Basin Agricultural Development Project 2. Energy Planning New Projects 1. Post Sector Study (M/P,F/S)	2 Project(s) (1990~1993) (1991~1994) 1 Project(s) (1992~)		
Basic Design Study for Grant Aid	Completed Projects (FY 1974-1991)	0 Project(s)	Carried-over Projects New Projects	0 Project(s) 0 Project(s)		
Project-type Technical Cooperation	Completed Projects (FY 1954-1991) Completed Projects (FY 1974-1991) 1. Zabol Agricultural Development Project 2. Industrial Sanitation Nuclear Medicine	8 Project(s) 2 Project(s) (1978~1979) (1978~1981)	Carried-over Projects 1. Caspian Sea Coastal Area Agricultural Development Project New Projects	1 Project(s) (1990~1994) 0 Project(s)		
Individual Experts Dispatch Program	189 Person(s)	(Economic Infrastructure 93 Person(s) 49.21 % Mining & Industry 38 Person(s) 20.11 % Agriculture & Forestry 19 Person(s) 10.05 %)	3 Person(s) Carried over New	0 Person(s) 3 Person(s)	(Long-term Short-term (Long-term Short-term	0 Person(s) 0 Person(s) 0 Person(s) 3 Person(s)
Mini-projects & Joint Studies	Completed Projects (FY 1977-1991)	0 Project(s)	Carried-over Projects New Projects	0 Project(s) 0 Project(s)		

JICA's Activities in Islamic Republic of Iran

	Cumulative Data (FY 1954-1991)		Performance in FY 1992																	
Non-project Equipment Supply		¥ 52 million(s)	0 Case (s)	¥ million (s)																
Non-project Medical Equipment Supply	2 Case (s)	¥ 37 million (s)	0 Case (s)	¥ million (s)																
Technial Training Program	General 1,428 Person (s)	<table border="0"> <tr> <td>Economic Infrastructure</td> <td>433 Person (s)</td> <td>30.32 %</td> </tr> <tr> <td>Development Planning</td> <td>216 Person (s)</td> <td>15.13 %</td> </tr> <tr> <td>Public Administration</td> <td></td> <td></td> </tr> <tr> <td>Agriculture & Forestry</td> <td>212 Person (s)</td> <td>14.85 %</td> </tr> </table>	Economic Infrastructure	433 Person (s)	30.32 %	Development Planning	216 Person (s)	15.13 %	Public Administration			Agriculture & Forestry	212 Person (s)	14.85 %	Total Carried over	69 Person (s) 9 Person (s)				
	Economic Infrastructure	433 Person (s)	30.32 %																	
Development Planning	216 Person (s)	15.13 %																		
Public Administration																				
Agriculture & Forestry	212 Person (s)	14.85 %																		
	Youth Invitation Program	0 Person (s)	New General	60 Person (s) 60 Person (s)																
	Trainees through International Organizations	34 Person (s)	<table border="0"> <tr> <td>Group Training Course</td> <td>40 Person (s)</td> </tr> <tr> <td>Individual Training Course</td> <td>15 Person (s)</td> </tr> <tr> <td>(counterpart training</td> <td>12 Person (s)</td> </tr> <tr> <td>(cost-sharing type training</td> <td>0 Person (s)</td> </tr> <tr> <td>(special program</td> <td>0 Person (s)</td> </tr> <tr> <td>Third Country Training Program</td> <td>5 Person (s)</td> </tr> <tr> <td>Youth Invitation Program</td> <td>0 Person (s)</td> </tr> <tr> <td>Trainees through International Organizations</td> <td>0 Person (s)</td> </tr> </table>	Group Training Course	40 Person (s)	Individual Training Course	15 Person (s)	(counterpart training	12 Person (s)	(cost-sharing type training	0 Person (s)	(special program	0 Person (s)	Third Country Training Program	5 Person (s)	Youth Invitation Program	0 Person (s)	Trainees through International Organizations	0 Person (s)	
Group Training Course	40 Person (s)																			
Individual Training Course	15 Person (s)																			
(counterpart training	12 Person (s)																			
(cost-sharing type training	0 Person (s)																			
(special program	0 Person (s)																			
Third Country Training Program	5 Person (s)																			
Youth Invitation Program	0 Person (s)																			
Trainees through International Organizations	0 Person (s)																			
Third Country Training Program	Completed Projects (FY 1977~1991)	0 Course (s)	Carried over	0 Course (s)																
			New	0 Course (s)																
Japan Overseas Cooperation Volunteers	0 Person (s)		Total Carried over New	0 Person (s) 0 Person (s) 0 Person (s)																
Emigration Services																				
Development Investment & Financial Program	2 Project (s)	¥ 301 million (s)	0 Project (s)	¥ million (s)																
International Disaster Re- lief Program	FY 1985-1991	3 Case (s)	1. Floods	1 Case (s)																

Capital Assistance to Islamic Republic of Iran

III. Performance of Capital Assistance

	Grant Aid.		Loan Aid	
	Number of Projects Implemented and Major Projects	Disbursement (¥100millions)	Number of Projects Implemented and Major Projects	Disbursement (¥100millions)
Cumulative Data (-FY1986)	4 Project(s)	3.17	2 Project(s)	349.20
FY 1987	0 Project(s)		0 Project(s)	
FY 1988	2 Project(s) 1. Emergency Relief 2. Educational Equipment	4.46 (4.00) (0.46)	0 Project(s)	
FY 1989	0 Project(s)		0 Project(s)	
FY 1990	2 Project(s) 1. Emergency Relief 2. Emergency Relief	3.40 (2.04) (1.36)	0 Project(s)	
FY 1991	0 Project(s)		0 Project(s)	

I. Background Information
1. Basic Data

Country	Republic of Iraq
---------	------------------

Land Area	438 thousand km ²	GDP	\$ 35,000 millions (1989)	Principal Exports	Crude Oil
Population	19.58 millions (1991)	GNP per capita	\$ 1,940 (1989)	Exports to Japan	\$ 1 millions (1992)
Date of Independence	October 8, 1932	Sectoral Distribution of GDP	Agri. 5.1%, Min. & Indus. 72.9% Services 22.0% (1987)	Imports from Japan	-- (1992)
Regime	Republic			Gross International Reserves	-- (1991)
Ethnic Composition	Arab, Kurd, Turk	Sectoral Distribution of Employment	Agri. 13 %, Min. & Indus. 8 % Services 79 % (1989~1991)	Total External Debt	\$ 82,000 millions (1991)
Religion, Language	Muslim / Arabic, Kurdish			Debt Service Ratio	-- (1991)
Currency, Exchange Rate	1US\$=0.31086 ID (1993. 4)	Merchandise Trade		Exports	\$ 297 millions (1991)
		Imports		\$ 284 millions (1991)	Net ODA Receipts (as % of GNP)

2. The Flow of Japan's Bilateral ODA to Iraq

(Net Disbursements; \$ millions)

	Technical Cooperation			Grant Aid			Loan Aid			Total		
	Total	Ranking		Total	Ranking		Total	Ranking		Total	Ranking	
		A	B		A	B		A	B		A	B
1) 1989	3.73	--	1	--	--	--	-12.43	--	--	-10.13	--	--
1990	3.96	--	1	--	--	--	-17.58	--	--	-13.85	--	--
1991	0.14	--	5	--	--	--	-23.73	--	--	-19.77	--	--

A : Place of Iraq among Japan's ODA Recipients

B : Place of Japan's Bilateral ODA to Iraq among DAC Countries

3. Economic Cooperation of DAC Countries to Iraq (1991)¹⁾

(Net Disbursements; \$ millions)

	Grants		Loans	Total ODA Net	Other Offci. & Private Flows	Total Eco. Coop. Net
	(1)	(1)				
	(1)	(1)	(2)	(1)+(2)=(3)	(4)	(3)+(4)=(5)
Bilateral Assis. ²⁾ Major Donor Coun.	431.3 (100.0%)	4.4 (100.0%)	-0.1 (100.0%)	431.2 (100.0%)	-1106.3	-674.1
① U.S.A.	336.0 (77.9%)	-- (%)	-- (%)	336.0 (77.9%)	-7.0	329.0
② U.K.	53.5 (12.4%)	-- (%)	-- (%)	53.5 (12.4%)	-29.3	24.2
③ Netherlands	13.0 (3.0%)	-- (%)	-- (%)	13.9 (3.2%)	15.0	28.9
④ Japan	0.1 (0.02%)	-- (%)	-- (%)	0.1 (0.02%)	-25.2	-25.2
Multilat. Assis. Major Donors	120.9 (100.0%)	90.4 (100.0%)	-- (100.0%)	120.9 (100.0%)	13.7	124.6
① UNHCR				64.8 (53.6%)	--	64.8
② WFP				30.6 (25.3%)	--	30.6
Others	--	--	--	--	--	--
Total	552.2	94.8	-0.1	552.1	-1101.6	-549.5

4. Agreement on Technical Cooperation, etc.

(1) Agreement on Tech. Coop.; Signed on 1974. 8.16
(2) E/N on Dispatching JOCV; Signed on . . .

5. Agencies Responsible for Coordinating Assistance

Tech. Coop : Ministry of Foreign Affairs

Grant Aid :

JOCV :

¹⁾ Calendar year

²⁾ Figures are ranked according to ODA Net Disbursements

JICA's Activities in Republic of Iraq

II. Performance (FY 1974-1991)

		Cumulative Data (FY 1954-1991)		Performance in FY 1992					
Technical Cooperation Disbursement		¥ 4,539 million (s)		¥ million (s)					
Improvement of Aid Efficiency & Effectiveness	Project Identification Study	1 Case (s)		Project Identification Study	0 Case (s)				
	Project Formulation Study	0 Case (s)		Project Formulation Study	0 Case (s)				
	Project Formulation Advisor	0 Person (s)		Project Formulation Advisor	0 Person (s)				
	Local Technical Advisor	0 Person (s)		Local Technical Advisor	0 Person (s)				
Development Study	Completed Projects (FY 1954-1991)	5 Project (s)		Carried-over Projects	0 Project (s)				
	Completed Projects (FY 1974-1991)	4 Project (s)		New Projects	0 Project (s)				
	1. Technical Study of Export Oil Refinery Construction	(1976~1976)							
	2. Kahliaa Rice Project	(1978~1979)							
3. Construction of Vocational Training Center	(1983~1984)								
	4. Baghdad City Urban Transport Improvement	(1985~1987)							
Basic Design Study for Grant Aid	Completed Projects (FY 1974-1991)	0 Project (s)		Carried-over Projects	0 Project (s)				
				New Projects	0 Project (s)				
Project-type Technical Cooperation	Completed Projects (FY 1954-1991)	1 Project (s)		Carried-over Projects	1 Project (s)				
	Completed Projects (FY 1974-1991)	1 Project (s)		1. Electrical and Electronic Industries Training Center Project (Phase II)	(1988~1992)				
	1. Electrical and Electronics Industries Training Center	(1975~1984)		New Projects	0 Project (s)				
Individual Experts Dispatch Program	31 Person (s)	Mining & Industry	10 Person (s)	32.26 %	0 Person (s)	Carried over	0 Person (s)	Long-term	0 Person (s)
		Development Planning	8 Person (s)	25.81 %				Short-term	0 Person (s)
		Public Administration			New	0 Person (s)		Long-term	0 Person (s)
		Economic Infrastructure	7 Person (s)	22.58 %				Short-term	0 Person (s)
Mini-projects & Joint Studies	Completed Projects (FY 1977-1991)	0 Project (s)		Carried-over Projects	0 Project (s)				
				New Projects	0 Project (s)				

JICA's Activities in Republic of Iraq

	Cumulative Data (FY 1954-1991)		Performance in FY 1992	
Non-project Equipment Supply		¥ 5 million(s)	0 Case(s)	¥ million(s)
Non-project Medical Equipment Supply	0 Case(s)	¥ million(s)	0 Case(s)	¥ million(s)
Technical Training Program	General 1,074 Person(s)	(Economic Infrastructure 387 Person(s) 36.03 % Development Planning 196 Person(s) 18.25 % Public Administration Mining & Industry 184 Person(s) 17.13 %)	Total Carried over	0 Person(s) 0 Person(s)
	Youth Invitation Program	0 Person(s)	New General Group Training Course Individual Training Course (counterpart training cost-sharing type training special program Third Country Training Program Youth Invitation Program Trainees through International Organizations	0 Person(s) 0 Person(s) 0 Person(s) 0 Person(s) 0 Person(s) 0 Person(s) 0 Person(s) 0 Person(s) 0 Person(s)
Third Country Training Program	Completed Projects (FY 1977~1991)	0 Course(s)	Carried over	0 Course(s)
			New	0 Course(s)
Japan Overseas Cooperation Volunteers	0 Person(s)		Total Carried over New	0 Person(s) 0 Person(s) 0 Person(s)
Emigration Services				
Development Investment & Financial Program	0 Project(s)	¥ million(s)	0 Project(s)	¥ million(s)
International Disaster Relief Program	FY 1985-1991	0 Case(s)		0 Case(s)

Capital Assistance to Republic of Iraq

III. Performance of Capital Assistance

	Grant Aid		Loan Aid	
	Number of Projects Implemented and Major Projects	Disbursement (¥100millions)	Number of Projects Implemented and Major Projects	Disbursement (¥100millions)
Cumulative Data (-FY1986)	0 Project (s)		5 Project (s)	577.51
FY 1987	0 Project (s)		0 Project (s)	
FY 1988	1 Project (s) 1. Emergency Relief	4.05 (4.05)	0 Project (s)	
FY 1989	0 Project (s)		0 Project (s)	
FY 1990	0 Project (s)		0 Project (s)	
FY 1991	0 Project (s)		0 Project (s)	

I. Background Information
1. Basic Data

Country	State of Israel
---------	-----------------

Land Area	21 thousand km ²	GDP	\$ 62,687 millions (1991)	Principal Exports	Diamond, Chemical Products
Population	4.75 millions (1992)	GNP per capita	\$ 11,950 (1991)	Exports to Japan	\$ 696.4 millions (1992)
Date of Independence	May 14, 1948	Sectoral Distribution of GDP	Agri. - %, Min. & Indus. - % Services - % (19)	Imports from Japan	\$ 1,005.8 millions (1992)
Regime	Republic			Gross International Reserves	\$ 6,428 millions (1991)
Ethnic Composition	Jew, Arabic	Sectoral Distribution of Employment	Agri. - %, Min. & Indus. - % Services - % (19 ~19)	Total External Debt	-- (1991)
Religion, Language	Judaism / Muslim			Debt Service Ratio	-- (1991)
Currency, Exchange Rate	1US\$ = 2.7950 NIS (1993. 4)	Merchandise Trade	Exports \$ 12,180 millions (1991)	Net ODA Receipts (as % of GNP)	2.8 % (1991)
			Imports \$ 16,946 millions (1991)		

2. The Flow of Japan's Bilateral ODA to Israel

(Net Disbursements: \$ millions)

	Technical Cooperation			Grant Aid			Loan Aid			Total		
	Total	Ranking		Total	Ranking		Total	Ranking		Total	Ranking	
		A	B		A	B		A	B		A	B
1989	0.41	--	4	--	--	--	--	--	--	0.41	--	8
1990	0.50	--	5	--	--	--	--	--	--	0.50	--	7
1991	0.66	--	5	--	--	--	--	--	--	0.66	--	10

A : Place of Israel among Japan's ODA Recipients

B : Place of Japan's Bilateral ODA to Israel among DAC Countries

3. Economic Cooperation of DAC Countries to Israel (1991)¹⁾

(Net Disbursements: \$ millions)

	Grants (1)		Loans (2)	Total ODA Net (1)+(2)=(3)	Other Offci. & Private Flows (4)	Total Eco. Coop. Net (3)+(4)=(5)
		Tech. Coop.				
Bilateral Assis. ²⁾ Major Donor Coun.	1511.9 (100.0%)	35.1 (100.0%)	203.2 (100.0%)	1715.1 (100.0%)	159.6	1874.7
① U.S.A.	1303.0 (86.2%)	-- ()	-42.0 (-20.7%)	1261.0 (73.5%)	183.0	1440.0
② Germany	177.8 (11.8%)	23.9 (68.1%)	245.2 (120.7%)	422.9 (24.7%)	-16.9	406.0
③ Netherlands	6.6 (0.4%)	3.9 (11.1%)	-- ()	6.6 (0.4%)	0.7	1.3
④ Japan	0.7 (0.05%)	0.7 (2.0%)	-- ()	0.7 (0.04%)	9.4	10.1
Multilat. Assis. Major Donors	34.0 (100.0%)	-- (100.0%)	-- (100.0%)	34.0 (100.0%)	-10.2	23.8
① EEC				34.0 (100.0%)	--	23.8
②				()		
Others	--	--	--	--	--	--
Total	1545.9	35.1	203.2	1749.1	149.4	1898.5

¹⁾ Calendar year

²⁾ Figures are ranked according to ODA Net Disbursements

4. Agreement on Technical Cooperation, etc.

(1) Agreement on Tech. Coop.; Signed on . . .
(2) E/N on Dispatching JOCV; Signed on . . .

5. Agencies Responsible for Coordinating Assistance

Tech. Coop :
Grant Aid :
JOCV :

JICA's Activities in State of Israel

H. Performance (FY 1954-1991)

	Cumulative Data (FY 1954-1991)		Performance in FY 1992			
Technical Cooperation Disbursement		¥ 45 million(s)	¥ million(s)			
Improvement of Aid Efficiency & Effectiveness	Project Identification Study Project Formulation Study Project Formulation Advisor Local Technical Advisor	1 Case(s) 0 Case(s) 0 Person(s) 0 Person(s)	Project Identification Study Project Formulation Study Project Formulation Advisor Local Technical Advisor	0 Case(s) 0 Case(s) 0 Person(s) 0 Person(s)		
Development Study	Completed Projects (FY 1954-1991) Completed Projects (FY 1974-1991)	0 Project(s) 0 Project(s)	Carried-over Projects	0 Project(s)		
			New Projects	0 Project(s)		
Basic Design Study for Grant Aid	Completed Projects (FY 1974-1991)	0 Project(s)	Carried-over Projects	0 Project(s)		
			New Projects	0 Project(s)		
Project-type Technical Cooperation	Completed Projects (FY 1954-1991) Completed Projects (FY 1974-1991)	0 Project(s) 0 Project(s)	Carried-over Projects	0 Project(s)		
			New Projects	0 Project(s)		
Individual Experts Dispatch Program	0 Person(s)		0 Person(s) Carried over	0 Person(s)	(Long-term Short-term	0 Person(s) 0 Person(s)
			New	0 Person(s)	(Long-term Short-term	0 Person(s) 0 Person(s)
Mini-projects & Joint Studies	Completed Projects (FY 1977-1991)	0 Project(s)	Carried-over Projects	0 Project(s)		
			New Projects	0 Project(s)		

JICA's Activities in State of Israel

	Cumulative Data (FY 1954-1991)		Performance in FY 1992	
Non-project Equipment Supply		¥ million(s)	0 Case(s)	¥ million(s)
Non-project Medical Equipment Supply	0 Case(s)	¥ million(s)	0 Case(s)	¥ million(s)
Technical Training Program	General	5 Person(s) (Agriculture & Forestry 5 Person(s) 100 %)	Total Carried over	2 Person(s) 0 Person(s)
	Youth Invitation Program	0 Person(s)	New General	2 Person(s) 2 Person(s)
	Trainees through International Organizations	6 Person(s)	Group Training Course	0 Person(s)
			Individual Training Course	2 Person(s)
			(counterpart training	0 Person(s)
			(cost-sharing type training	0 Person(s)
			(special program	0 Person(s)
			Third Country Training Program	0 Person(s)
			Youth Invitation Program	0 Person(s)
			Trainees through International Organizations	0 Person(s)
Third Country Training Program	Completed Projects (FY 1977~1991)		Carried over	0 Course(s)
		0 Course(s)	New	0 Course(s)
Japan Overseas Cooperation Volunteers	0 Person(s)		Total Carried over	0 Person(s) 0 Person(s)
			New	0 Person(s)
Emigration Services				
Development Investment & Financial Program	0 Project(s)	¥ million(s)	0 Project(s)	¥ million(s)
International Disaster Re- lief Program	FY 1985-1991	0 Case(s)		0 Case(s)

Capital Assistance to State of Israel

III. Performance of Capital Assistance

	Grant Aid		Loan Aid	
	Number of Projects Implemented and Major Projects	Disbursement (¥100millions)	Number of Projects Implemented and Major Projects	Disbursement (¥100millions)
Cumulative Data (-FY1986)	0 Project(s)		0 Project(s)	
FY 1987	0 Project(s)		0 Project(s)	
FY 1988	0 Project(s)		0 Project(s)	
FY 1989	0 Project(s)		0 Project(s)	
FY 1990	0 Project(s)		0 Project(s)	
FY 1991	0 Project(s)		0 Project(s)	

I. Background Information
1. Basic Data

Country	Hashemite Kingdom of Jordan
---------	-----------------------------

Land Area	98 thousand km ²	GDP	\$ 3,524 millions (1991)	Principal Exports	Phosphate Rock, Potassium Fertilizer
Population	4.14 millions (1991)	GNP per capita	\$ 1,050 (1991)	Exports to Japan	\$ 24 millions (1992)
Date of Independence	March 22, 1948	Sectoral Distribution of GDP	Agri. 7 %, Min. & Indus. 26 % Services 67 % (1991)	Imports from Japan	\$ 173 millions (1992)
Regime	Constitutional Monarchy			Gross International Reserves	\$ 1,105 millions (1991)
Ethnic Composition	Arab	Sectoral Distribution of Employment	Agri. 10 %, Min. & Indus. 26 % Services 64 % (1989~1991)	Total External Debt	\$ 8,641 millions (1991)
Religion, Language	Muslim, Christianity / Arabic			Debt Service Ratio	20.9 % (1991)
Currency, Exchange Rate	1US\$=0.6826 JD (1993. 4)	Merchandise Trade	Exports \$ 879 millions (1991)	Net ODA Receipts (as % of GNP)	22.0 % (1991)
			Imports \$ 2,512 millions (1991)		

2. The Flow of Japan's Bilateral ODA to Jordan

(Net Disbursements; \$ millions)

	Technical Cooperation			Grant Aid			Loan Aid			Total		
	Total	Ranking		Total	Ranking		Total	Ranking		Total	Ranking	
		A	B		A	B		A	B		A	B
1989	6.84	30	3	0.51	--	5	4.48	--	2	12.24	--	3
1990	6.32	--	3	2.20	--	10	136.51	9	1	145.03	11	2
1991	6.38	--	3	0.35	--	12	423.94	4	1	430.67	6	1

A : Place of Jordan among Japan's ODA Recipients

B : Place of Japan's Bilateral ODA to Jordan among DAC Countries

3. Economic Cooperation of DAC Countries to Jordan (1991)¹⁾

(Net Disbursements; \$ millions)

	Grants		Loans	Total ODA Net	Other Offcl. & Private Flows	Total Eco. Coop. Net
	(1)	(2)				
	Tech. Coop.	(1)	(2)	(1)+(2)=(3)	(4)	(3)+(4)=(5)
Bilateral Assis. ²⁾ Major Donor Coun.	222.7 (100.0%)	48.7 (100.0%)	461.1 (100.0%)	683.8 (100.0%)	-91.6	592.2
① Japan	6.7 (3.0%)	6.4 (13.1%)	424.0 (92.0%)	430.7 (63.0%)	-13.7	417.0
② Germany	105.8 (47.5%)	15.1 (31.0%)	14.0 (3.0%)	119.8 (17.5%)	-13.7	106.1
③ U.S.A.	36.0 (16.2%)	18.0 (37.0%)	-3.0 (-0.7%)	33.0 (4.8%)	54.0	87.0
④ Canada	25.6 (11.5%)	1.5 (3.1%)	-- (%)	25.6 (3.7%)	2.5	28.1
Multilat. Assis. Major Donors	221.9 (100.0%)	12.5 (100.0%)	5.7 (100.0%)	233.4 (100.0%)	-21.0	212.4
① EEC				193.2 (82.8%)	1.1	194.3
② WFP				16.2 (6.9%)	--	16.2
Others	1.0		3.4	4.4	-1.1	3.3
Total	445.5	61.2	470.2	921.6	-113.7	807.9

4. Agreement on Technical Cooperation, etc.

(1) Agreement on Tech. Coop.; Signed on 1985.11. 7
(2) E/N on Dispatching JOCV; Signed on 1985. 1.24

5. Agencies Responsible for Coordinating Assistance

Tech. Coop : Ministry of Planning
Grant Aid :
JOCV : Ministry of Planning

¹⁾ Calendar year

²⁾ Figures are ranked according to ODA Net Disbursements

JICA's Activities in Hashemite Kingdom of Jordan

II. Performance (FY 1964-1991)

	Cumulative Data (FY 1954-1991)		Performance in FY 1992			
Technical Cooperation Disbursement	¥ 7,026 million(s)		¥ million(s)			
Improvement of Aid Efficiency & Effectiveness	Project Identification Study	0 Case(s)	Project Identification Study	0 Case(s)		
	Project Formulation Study	0 Case(s)	Project Formulation Study	2 Case(s)		
	Project Formulation Advisor	1 Person(s)	Project Formulation Advisor	0 Person(s)		
	Local Technical Advisor	0 Person(s)	Local Technical Advisor	1 Person(s)		
Development Study	Completed Projects (FY 1954-1991)	8 Project(s)	Carried-over Projects		0 Project(s)	
	Completed Projects (FY 1974-1991)	8 Project(s)				
	1. Integrated Regional Development of Northern Jordan	(1978~1979)				
	2. Feasibility Study on Wadi Arab Dam & Irrigation Project	(1975~1976)				
	3. Ring Roads Construction Project in Irbid City	(1980~1981)	New Projects		0 Project(s)	
	4. Irbid Industrial Estate	(1980~1981)				
	5. Integrated Regional Development Master Plan for Karak-Tafila Region	(1985~1987)				
	6. Hydrogeological & Water Use Study of the Mujib Water Shed	(1985~1987)				
	7. Water Resources Study of the Jafar Basin in Jordan	(1987~1989)				
	8. Agricultural Development Project in the Karak-Tafila Region	(1989~1990)				
Basic Design Study for Grant Aid	Completed Projects (FY 1974-1991)	1 Project(s)	Carried-over Projects		0 Project(s)	
			New Projects		0 Project(s)	
Project-type Technical Cooperation	Completed Projects (FY 1954-1991)	2 Project(s)	Carried-over Projects		1 Project(s)	
	Completed Projects (FY 1974-1991)	2 Project(s)	1. The Computer Technology Development and Training Center		(1990~1994)	
	1. Electronics Service and Training Center of the Royal Scientific Society	(1977~1981)	New Projects		0 Project(s)	
	2. The Electric Power Training Center	(1985~1990)				
Individual Experts Dispatch Program	40 Person(s) (Economic Infrastructure 23 Person(s) 57.50 %)		9 Person(s)	Carried over	3 Person(s)	(Long-term 3 Person(s)
	(Human Resources Development 5 Person(s) 12.50 %)					(Short-term 0 Person(s)
	(Environmental Hygiene 4 Person(s) 10.00 %)			New	6 Person(s)	(Long-term 1 Person(s)
						(Short-term 5 Person(s)
Mini-projects & Joint Studies	Completed Projects (FY 1977-1991)	0 Project(s)	Carried-over Projects		0 Project(s)	
			New Projects		0 Project(s)	

JICA's Activities in Hashemite Kingdom of Jordan

	Cumulative Data (FY 1954-1991)		Performance in FY 1992																
Non-project Equipment Supply		¥ 530 million(s)	2 Case(s)	¥ 46 million(s)															
			1. Equipment for Teaching Casting Technology (38)																
			2. Equipment for Vocational Training for Women (8)																
Non-project Medical Equipment Supply	0 Case(s)	¥ million(s)	1 Case(s)	¥ 13 million(s)															
			1. Special Medical Equipment (13)																
Technical Training Program	General 354 Person(s)	<table border="0"> <tr> <td>(Economic Infrastructure</td> <td>149 Person(s)</td> <td>42.09 %</td> </tr> <tr> <td>Development Planning</td> <td>73 Person(s)</td> <td>20.62 %</td> </tr> <tr> <td>· Public Administration</td> <td></td> <td></td> </tr> <tr> <td>Energy</td> <td>36 Person(s)</td> <td>10.17 %</td> </tr> </table>	(Economic Infrastructure	149 Person(s)	42.09 %	Development Planning	73 Person(s)	20.62 %	· Public Administration			Energy	36 Person(s)	10.17 %	Total 69 Person(s)				
(Economic Infrastructure	149 Person(s)	42.09 %																	
Development Planning	73 Person(s)	20.62 %																	
· Public Administration																			
Energy	36 Person(s)	10.17 %																	
	Youth Invitation Program	0 Person(s)	Carried over 8 Person(s)																
	Trainees through International Organizations	92 Person(s)	New 61 Person(s)																
			General 36 Person(s)																
			(Group Training Course 26 Person(s)																
			(Individual Training Course 6 Person(s)																
			(counterpart training 1 Person(s)																
			(cost-sharing type training 0 Person(s)																
			(special program 0 Person(s)																
			Third Country Training Program 4 Person(s)																
			Youth Invitation Program 0 Person(s)																
			Trainees through International Organizations 25 Person(s)																
Third Country Training Program	Completed Projects(FY 1977~1991)	0 Course(s)	Carried over	0 Course(s)															
			New	2 Course(s)															
			1. Electric Power Training	(1992~1996)															
			2. Thermal Power Stations Operation and Management	(1992~1996)															
Japan Overseas Cooperation Volunteers	56 Person(s)	<table border="0"> <tr> <td>(Human Resources</td> <td>22 Person(s)</td> <td>39.29 %</td> </tr> <tr> <td>Development Planning</td> <td>14 Person(s)</td> <td>25.00 %</td> </tr> <tr> <td>· Public Administration</td> <td></td> <td></td> </tr> <tr> <td>Public Health & Medicine</td> <td>10 Person(s)</td> <td>17.86 %</td> </tr> <tr> <td>· Welfare</td> <td></td> <td></td> </tr> </table>	(Human Resources	22 Person(s)	39.29 %	Development Planning	14 Person(s)	25.00 %	· Public Administration			Public Health & Medicine	10 Person(s)	17.86 %	· Welfare			Total 39 Person(s)	
(Human Resources	22 Person(s)	39.29 %																	
Development Planning	14 Person(s)	25.00 %																	
· Public Administration																			
Public Health & Medicine	10 Person(s)	17.86 %																	
· Welfare																			
			Carried over 21 Person(s)																
			New 18 Person(s)																
Emigration Services																			
Development Investment & Financial Program	0 Project(s)	¥ million(s)	0 Project(s)	¥ million(s)															
International Disaster Re- lief Program	FY 1985-1991	2 Case(s)		0 Case(s)															

Capital Assistance to Hashemite Kingdom of Jordan

III. Performance of Capital Assistance

	Grant Aid		Loan Aid	
	Number of Projects Implemented and Major Projects	Disbursement (¥100millions)	Number of Projects Implemented and Major Projects	Disbursement (¥100millions)
Cumulative Data (-FY1986)	4 Project(s)	11.12	6 Project(s)	457.85
FY 1987	1 Project(s) 1. Remains Restoremment Equipment	0.40 (0.40)	0 Project(s)	
FY 1988	2 Project(s) 1. Sound and Lighting Equipment to the Higher National Committee of the Jerash Festival of Culture and Arts 2. Judo Equipment	0.71 (0.41) (0.30)	2 Project(s) 1. Road Improvement Project 2. North Ghors Conversion Project	175.04 (134.24) (40.80)
FY 1989	1 Project(s) 1. Equipment for Teaching Astronomy to Queen Noor Al Hussein Foundation	0.47 (0.47)	2 Project(s) 1. Human Resources Development Sector Investment Project 2. Reshedule	141.91 (103.81) (38.10)
FY 1990	1 Project(s) 1. Equipment for Producing Educational Programs to Ministry of Education	0.47 (0.47)	2 Project(s) 1. Emergency Commodity Loan 2. Industry and Trade Policy Adjustment Program	254.73 (145.56) (109.17)
FY 1991	1 Project(s) 1. Language Laboratory and Audio Visual Equipment to the Language Center of the University of Jordan	0.45 (0.45)	1 Project(s) 1. Emergency Commodity Loan	594.86 (594.86)

I. Background Information
1. Basic Data

Country	State of Kuwait
---------	-----------------

Land Area	18 thousand km ²	GDP	\$ 8,800 millions (1991)	Principal Exports	Crude Oil, Oil Products
Population	2.14 millions (1991)	GNP per capita	\$ 6,200 (1991)	Exports to Japan	\$ 1,193 millions (1992)
Date of Independence	June 19, 1961	Sectoral Distribution of GDP	Agri. 10.9%, Min. & Indus. 59.3% Services 39.8% (1987)	Imports from Japan	\$ 765 millions (1992)
Regime	Monarchy	Sectoral Distribution of Employment	Agri. -- %, Min. & Indus. -- % Services -- % (1989~1991)	Gross International Reserves	\$ 3,200 millions (1991)
Ethnic Composition	Kuwaiti, Arab, Iranian, etc.			Total External Debt	-- (1991)
Religion, Language	Muslim / Arabic	Merchandise Trade	Exports \$ 422 millions (1991) Imports \$ 3,882 millions (1991)	Debt Service Ratio	-- (1991)
Currency, Exchange Rate	1US\$=0.3006 KD (1993. 4)			Net ODA Receipts (as % of GNP)	-- (1991)

2. The Flow of Japan's Bilateral ODA to Kuwait

(Net Disbursements; \$ millions)

	Technical Cooperation			Grant Aid			Loan Aid			Total		
	Total	Ranking		Total	Ranking		Total	Ranking		Total	Ranking	
		A	B		A	B		A	B		A	B
1989	0.51	--	--	--	--	--	--	--	--	0.51	--	--
1990	0.59	--	--	--	--	--	--	--	--	0.59	--	--
1991	0.26	--	--	--	--	--	--	--	--	0.26	--	--

A : Place of Kuwait among Japan's ODA Recipients

B : Place of Japan's Bilateral ODA to Kuwait among DAC Countries

3. Economic Cooperation of DAC Countries to Kuwait (1991)¹⁾

(Net Disbursements; \$ millions)

	Grants (1)		Loans (2)	Total ODA Net (1)+(2)=(3)	Other Offci. & Private Flows (4)	Total Eco. Coop. Net (3)+(4)=(5)
		Tech. Coop.				
Bilateral Assis. ²⁾ Major Donor Coun.	(100.0%)	(100.0%)	(100.0%)	(100.0%)		
①	(%)	(%)	(%)	(%)		
②	(%)	(%)	(%)	(%)		
③	(%)	(%)	(%)	(%)		
④	(%)	(%)	(%)	(%)		
Multilat. Assis. Major Donors	(100.0%)	(100.0%)	(100.0%)	(100.0%)		
①				(%)		
②				(%)		
Others						
Total						

4. Agreement on Technical Cooperation, etc.

(1) Agreement on Tech. Coop.; Signed on . . .
(2) E/N on Dispatching JOCV; Signed on . . .

5. Agencies Responsible for Coordinating Assistance

Tech. Coop : Ministry of Foreign Affairs

Grant Aid :

JOCV :

¹⁾ Calendar year

²⁾ Figures are ranked according to ODA Net Disbursements

JICA's Activities in State of Kuwait

II. Performance (FY 1974-1991)

	Cumulative Data (FY 1954-1991)		Performance in FY 1992				
Technical Cooperation Disbursement	¥ 837 million(s)		¥ million(s)				
Improvement of Aid Efficiency & Effectiveness	Project Identification Study	1 Case (s)	Project Identification Study	0 Case (s)			
	Project Formulation Study	0 Case (s)	Project Formulation Study	0 Case (s)			
	Project Formulation Advisor	0 Person (s)	Project Formulation Advisor	0 Person (s)			
	Local Technical Advisor	0 Person (s)	Local Technical Advisor	0 Person (s)			
Development Study	Completed Projects (FY 1954-1991)	0 Project (s)	Carried-over Projects	0 Project (s)			
	Completed Projects (FY 1974-1991)	0 Project (s)	New Projects	0 Project (s)			
Basic Design Study for Grant Aid	Completed Projects (FY 1974-1991)	0 Project (s)	Carried-over Projects	0 Project (s)			
			New Projects	0 Project (s)			
Project-type Technical Cooperation	Completed Projects (FY 1954-1991)	0 Project (s)	Carried-over Projects	0 Project (s)			
	Completed Projects (FY 1974-1991)	0 Project (s)	New Projects	0 Project (s)			
Individual Experts Dispatch Program	33 Person (s)		0 Person (s)	Carried over	0 Person (s)	Long-term	0 Person (s)
	<ul style="list-style-type: none"> Economic Infrastructure 16 Person (s) 48.48 % Fisheries 6 Person (s) 18.18 % Development Planning 6 Person (s) 18.18 % Public Administration Others 5 Person (s) 15.15 % 			New	0 Person (s)	Short-term	0 Person (s)
Mini-projects & Joint Studies	Completed Projects (FY 1977-1991)	0 Project (s)	Carried-over Projects	0 Project (s)			
			New Projects	0 Project (s)			

JICA's Activities in State of Kuwait

	Cumulative Data (FY 1954-1991)		Performance in FY 1992													
Non-project Equipment Supply		¥ million(s)	0 Case(s)	¥ million(s)												
Non-project Medical Equipment Supply	0 Case(s)	¥ million(s)	0 Case(s)	¥ million(s)												
Technical Training Program	General 169 Person(s) <table border="0" style="display: inline-table; vertical-align: middle;"> <tr> <td style="border-left: 1px solid black; padding-left: 5px;">Economic Infrastructure</td> <td style="padding-left: 5px;">124 Person(s)</td> <td style="padding-left: 5px;">73.37 %</td> </tr> <tr> <td style="border-left: 1px solid black; padding-left: 5px;">Mining & Industry</td> <td style="padding-left: 5px;">14 Person(s)</td> <td style="padding-left: 5px;">8.28 %</td> </tr> <tr> <td style="border-left: 1px solid black; padding-left: 5px;">Development Planning</td> <td style="padding-left: 5px;">10 Person(s)</td> <td style="padding-left: 5px;">5.92 %</td> </tr> <tr> <td style="border-left: 1px solid black; padding-left: 5px;">Public Administration</td> <td></td> <td></td> </tr> </table>	Economic Infrastructure	124 Person(s)	73.37 %	Mining & Industry	14 Person(s)	8.28 %	Development Planning	10 Person(s)	5.92 %	Public Administration				Total Carried over 7 Person(s) 0 Person(s)	
Economic Infrastructure	124 Person(s)	73.37 %														
Mining & Industry	14 Person(s)	8.28 %														
Development Planning	10 Person(s)	5.92 %														
Public Administration																
	Youth Invitation Program	0 Person(s)	New General	7 Person(s) 7 Person(s)												
	Trainees through International Organizations	12 Person(s)	(Group Training Course Individual Training Course (counterpart training (cost-sharing type training (special program Third Country Training Program Youth Invitation Program Trainees through International Organizations	5 Person(s) 1 Person(s) 0 Person(s) 0 Person(s) 0 Person(s) 1 Person(s) 0 Person(s) 0 Person(s)												
Third Country Training Program	Completed Projects(FY 1977~1991)	0 Course(s)	Carried over	0 Course(s)												
			New	0 Course(s)												
Japan Overseas Cooperation Volunteers	0 Person(s)		Total Carried over New	0 Person(s) 0 Person(s) 0 Person(s)												
Emigration Services																
Development Investment & Financial Program	0 Project(s)	¥ million(s)	0 Project(s)	¥ million(s)												
International Disaster Relief Program	FY 1985-1991	1 Case(s)		0 Case(s)												

Capital Assistance to State of Kuwait

III. Performance of Capital Assistance

	Grant Aid		Loan Aid	
	Number of Projects Implemented and Major Projects	Disbursement (¥100millions)	Number of Projects Implemented and Major Projects	Disbursement (¥100millions)
Cumulative Data (-FY1986)	0 Project(s)		0 Project(s)	
FY 1987	0 Project(s)		0 Project(s)	
FY 1988	1 Project(s) 1. Emergency Relief	2.94 (2.94)	0 Project(s)	
FY 1989	0 Project(s)		0 Project(s)	
FY 1990	0 Project(s)		0 Project(s)	
FY 1991	0 Project(s)		0 Project(s)	

I. Background Information
1. Basic Data

Country	Kingdom of Morocco
---------	--------------------

Land Area	447 thousand km ²	GDP	\$ 27,652 millions (1991)	Principal Exports	Crude Oil, Oil Products
Population	25.70 millions (1991)	GNP per capita	\$ 1,030 (1991)	Exports to Japan	\$ 249 millions (1992)
Date of Independence	March 2, 1956	Sectoral Distribution of GDP	Agri. 19 %, Min. & Indus. 31 % Services 50 % (1991)	Imports from Japan	\$ 109 millions (1992)
Regime	Constitutional Monarchy			Gross International Reserves	\$ 3,349 millions (1991)
Ethnic Composition	Arab, Berber	Sectoral Distribution of Employment	Agri. 46 %, Min. & Indus. 25 % Services 29 % (1989~1991)	Total External Debt	\$ 21,219 millions (1991)
Religion, Language	Muslim etc. / Arabic			Debt Service Ratio	27.8 % (1991)
Currency, Exchange Rate	1US\$=9.242 DH (1993. 4)	Merchandise Trade	Exports \$ 5,149 millions (1991)	Net ODA Receipts (as % of GNP)	3.9 % (1991)
			Imports \$ 7,458 millions (1991)		

2. The Flow of Japan's Bilateral ODA to Morocco

(Net Disbursements: \$ millions)

	Technical Cooperation			Grant Aid			Loan Aid			Total		
	Total	Ranking		Total	Ranking		Total	Ranking		Total	Ranking	
		A	B		A	B		A	B		A	B
1989	9.14	25	4	4.87	—	5	8.98	—	6	23.00	—	5
1990	9.27	27	4	12.59	29	5	89.58	11	2	111.44	12	2
1991	8.02	30	4	12.39	—	1	8.37	—	6	28.78	—	6

A : Place of Morocco among Japan's ODA Recipients

B : Place of Japan's Bilateral ODA to Morocco among DAC Countries

3. Economic Cooperation of DAC Countries to Morocco (1991)¹⁾

(Net Disbursements: \$ millions)

	Grants		Loans	Total ODA Net	Other Offcl. & Private Flows	Total Eco. Coop. Net
	(1)	(2)				
	(1)	(2)	(2)	(1)+(2)=(3)	(4)	(3)+(4)=(5)
Bilateral Assis. ²⁾ Major Donor Coun.	213.0 (100.0%)	174.6 (100.0%)	333.7 (100.0%)	546.7 (100.0%)	234.0	780.7
① France	101.5 (47.7%)	101.5 (58.1%)	161.9 (48.5%)	263.4 (48.2%)	-40.3	223.1
② Italy	2.1 (1.0%)	1.7 (1.0%)	70.0 (21.0%)	72.1 (13.2%)	158.2	230.3
③ U.S.A.	39.0 (18.3%)	33.0 (18.9%)	2.0 (0.6%)	41.0 (7.5%)	-45.0	-4.0
④ Japan	20.4 (9.6%)	8.0 (4.5%)	8.4 (2.5%)	28.8 (5.3%)	-12.7	16.1
Multilat. Assis. Major Donors	75.1 (100.0%)	14.1 (100.0%)	94.3 (100.0%)	150.7 (100.0%)	475.6	626.3
① EEC				48.5 (32.2%)	40.3	88.8
② WFP				17.0 (11.3%)	—	17.0
Others	465.1	—	5.1	470.3	-1.2	469.1
Total	753.3	188.7	433.1	1167.7	708.4	1876.1

¹⁾ Calendar year

²⁾ Figures are ranked according to ODA Net Disbursements

4. Agreement on Technical Cooperation, etc.

(1) Agreement on Tech. Coop.; Signed on
(2) E/N on Dispatching JOCV; Signed on 1967. 9.11

5. Agencies Responsible for Coordinating Assistance

Tech. Coop : }
Grant Aid : } Ministry of Foreign Affairs and
JOCV : } Cooperation

JICA's Activities in Kingdom of Morocco

II. Performance (FY 1954-1991)

	Cumulative Data (FY 1954-1991)		Performance in FY 1992																					
Technical Cooperation Disbursement	¥ 10,169 million(s)		¥ million(s)																					
Improvement of Aid Efficiency & Effectiveness	Project Identification Study Project Formulation Study Project Formulation Advisor Local Technical Advisor	1 Case(s) 3 Case(s) 0 Person(s) 1 Person(s)	Project Identification Study Project Formulation Study Project Formulation Advisor Local Technical Advisor	0 Case(s) 0 Case(s) 0 Person(s) 2 Person(s)																				
Development Study	Completed Projects (FY 1954-1991) Completed Projects (FY 1974-1991) Annex	10 Project(s) 10 Project(s)	Carried-over Projects 1. Overgha River Basin Irrigated Agriculture Development Project 2. Regional Reforestation Plan New Projects	2 Project(s) (1990~1992) (1991~1994) 0 Project(s)																				
Basic Design Study for Grant Aid	Completed Projects (FY 1974-1991)	9 Project(s)	Carried-over Projects 1. Medical Equipment Improvement Project New Projects 1. Project for Construction of the Fisheries Training Vessel	1 Project(s) (1991~1992) 1 Project(s) (1992~1993)																				
Project-type Technical Cooperation	Completed Projects (FY 1954-1991) Completed Projects (FY 1974-1991)	0 Project(s) 0 Project(s)	Carried-over Projects 1. Moroccan Fisheries Training Project New Projects 1. Project for Construction of Road Technique Improvement Center	1 Project(s) (1987~1993) Project(s) (1992~1997)																				
Individual Experts Dispatch Program	75 Person(s)	<table border="0"> <tr> <td>Economic Infrastructure</td> <td>26 Person(s)</td> <td>34.67 %</td> </tr> <tr> <td>Mining & Industry</td> <td>14 Person(s)</td> <td>18.67 %</td> </tr> <tr> <td>Development Planning</td> <td>11 Person(s)</td> <td>14.67 %</td> </tr> <tr> <td>Public Administration</td> <td></td> <td></td> </tr> </table>	Economic Infrastructure	26 Person(s)	34.67 %	Mining & Industry	14 Person(s)	18.67 %	Development Planning	11 Person(s)	14.67 %	Public Administration			10 Person(s) Carried over New 9 Person(s)	<table border="0"> <tr> <td>Long-term</td> <td>1 Person(s)</td> </tr> <tr> <td>Short-term</td> <td>0 Person(s)</td> </tr> <tr> <td>Long-term</td> <td>2 Person(s)</td> </tr> <tr> <td>Short-term</td> <td>7 Person(s)</td> </tr> </table>	Long-term	1 Person(s)	Short-term	0 Person(s)	Long-term	2 Person(s)	Short-term	7 Person(s)
Economic Infrastructure	26 Person(s)	34.67 %																						
Mining & Industry	14 Person(s)	18.67 %																						
Development Planning	11 Person(s)	14.67 %																						
Public Administration																								
Long-term	1 Person(s)																							
Short-term	0 Person(s)																							
Long-term	2 Person(s)																							
Short-term	7 Person(s)																							
Mini-projects & Joint Studies	Completed Projects (FY 1977-1991)	0 Project(s)	Carried-over Projects New Projects	0 Project(s) 0 Project(s)																				

JICA's Activities in Kingdom of Morocco

	Cumulative Data (FY 1954-1991)				Performance in FY 1992		
Non-project Equipment Supply				¥ 242 million(s)	0 Case(s)	¥ million(s)	
Non-project Medical Equipment Supply	2 Case(s)			¥ 58 million(s)	0 Case(s)	¥ million(s)	
Technial Training Program	General	244 Person (s)	(Economic Infrastructure Mining & Industry Fisheries	65 Person (s) 49 Person (s) 43 Person (s)	26.64 % 20.08 % 17.62 %	Total Carried over	30 Person (s) 3 Person (s)
	Youth Invitation Program			0 Person (s)		New General	27 Person (s) 27 Person (s) 13 Person (s) 12 Person (s) 10 Person (s) 0 Person (s) 0 Person (s) 2 Person (s) 0 Person (s) 0 Person (s)
	Trainees through International Organizations			2 Person (s)		Third Country Training Program	2 Person (s) 0 Person (s) 0 Person (s)
Third Country Training Program	Completed Projects (FY 1977~1991)				0 Course (s)	Carried over	0 Course (s)
						New	0 Course (s)
Japan Overseas Cooperation Volunteers		441 Person (s)	(Economic Infrastructure Agriculture & Forestry Mining & Industry	196 Person (s) 77 Person (s) 63 Person (s)	44.44 % 17.46 % 14.29 %	Total Carried over New	77 Person (s) 56 Person (s) 21 Person (s)
Emigration Services							
Development Investment & Financial Program	0 Project (s)			¥ million (s)	0 Project (s)	¥ million (s)	
International Disaster Re- lief Program	FY 1985-1991				0 Case (s)	0 Case (s)	

Capital Assistance to Kingdom of Morocco

III. Performance of Capital Assistance

	Grant Aid		Loan Aid	
	Number of Projects Implemented and Major Projects	Disbursement (¥100millions)	Number of Projects Implemented and Major Projects	Disbursement (¥100millions)
Cumulative Data (-FY1986)	13 Project(s)	37.52	6 Project(s)	257.89
FY 1987	3 Project(s) 1. Aid for Increased Food Production 2. Ground Water Development Project in Estern Rural 3. Sound Equipment	10.16 (3.00) (6.77) (0.39)	0 Project(s)	
FY 1988	5 Project(s) 1. Aid for Increased Food Production 2. Aid for Increased Food Production 3. Project to Promote Coastal Fishery 4. Project to Remove Stones from Farmland 5. Gymnastics Equipment	12.78 (2.00) (0.70) (5.61) (4.00) (0.47)	1 Project(s) 1. Reschedule	16.17 (16.17)
FY 1989	6 Project(s) 1. Aid for Increased Food Production 2. Project to Supply Materials to Construct Small-Scale Dam 3. Project to Improve of Maritime Training Equipment 4. Sound and Lighting Equipment to Ministry of Cultural Affairs 5. Small Scale Grant Assistance (2 cases)	13.80 (3.00) (8.71) (1.97) (0.11) (0.01)	1 Project(s) 1. Structural Adjustment Credit	130.00 (130.00)
FY 1990	5 Project(s) 1. Construction of Shipyard for Repair of Fishing Vessels ½ 2. Maintenance Project for Small and Middle Scale Hydraulic Networks for Irrigation 3. Software for Educational TV Programs to Radio and TV Broadcasting Station 4. Small Scale Grant Assistance (2 cases)	18.33 (15.33) (2.58) (0.36) (0.06)	1 Project(s) 1. Reschedule	16.23 (16.23)
FY 1991	6 Project(s) 1. Project to Construct a Training Institute of Road Machinery and Maitenance Engineers 2/2 2. Project for Construction of Ship Repair Building of Agadir 1/2 3. Small-Scale Grant Aid (4 Projects)	18.09 (8.97) (9.01) (0.11)	1 Project(s) 1. Reschedule	20.35 (20.35)

I. Background Information
1. Basic Data

Country	Sultanate of Oman
---------	-------------------

Land Area	213 thousand km ²	GDP	\$ 10,236 millions (1991)	Principal Exports	Crude Oil, Lime, Frozen Fish
Population	1.56 millions (1991)	GNP per capita	\$ 6,120 (1991)	Exports to Japan	\$ 2,164 millions (1991)
Date of Independence		Sectoral Distribution of GDP	Agri. 4 %, Min. & Indus. 52 % Services 44 % (1991)	Imports from Japan	\$ 613 millions (1991)
Regime	Sultan			Gross International Reserves	\$ 1,765 millions (1991)
Ethnic Composition	Arab, Baluchi, Persian, etc.	Sectoral Distribution of Employment	Agri. 49 %, Min. & Indus. 22 % Services 29 % (1989~1991)	Total External Debt	\$ 2,697 millions (1991)
Religion, Language	Muslim / Arabic			Debt Service Ratio	-- (1991)
Currency, Exchange Rate	1US\$=0.38505 OR (1993. 4)	Merchandise Trade	Exports \$ 7,236 millions (1991) Imports \$ 3,310 millions (1991)	Net ODA Receipts (as % of GNP)	0.1 % (1991)

2. The Flow of Japan's Bilateral ODA to Oman

(Net Disbursements: \$ millions)

	Technical Cooperation			Grant Aid			Loan Aid			Total		
	Total	Ranking		Total	Ranking		Total	Ranking		Total	Ranking	
		A	B		A	B		A	B		A	B
1989	3.27	--	2	2.80	--	1	--	--	--	6.07	--	2
1990	3.39	--	2	--	--	--	--	--	--	3.39	--	2
1991	3.97	--	2	--	--	--	--	--	--	3.97	--	2

A : Place of Oman among Japan's ODA Recipients

B : Place of Japan's Bilateral ODA to Oman among DAC Countries

3. Economic Cooperation of DAC Countries to Oman (1991)¹⁾

(Net Disbursements: \$ millions)

	Grants		Loans	Total ODA Net	Other Offcl. & Private Flows	Total Eco. Coop. Net
	(1)	(2)				
	(1)	(2)	(2)	(1)+(2)=(3)	(4)	(3)+(4)=(5)
Bilateral Assis. ²⁾ Major Donor Coun.	11.7 (100.0%)	11.6 (100.0%)	1.0 (100.0%)	12.7 (100.0%)	47.4	60.1
① U.S.A.	4.0 (34.2%)	4.0 (34.5%)	1.0 (100.0%)	5.0 (39.4%)	--	5.0
② Japan	4.0 (34.2%)	4.0 (34.5%)	-- (%)	4.0 (31.5%)	47.5	51.5
③ U.K.	1.8 (15.4%)	1.8 (15.5%)	-- (%)	1.8 (14.2%)	-25.2	-23.4
④ Germany	1.3 (11.1%)	1.3 (11.2%)	-- (%)	1.3 (10.2%)	20.0	21.3
Multilat. Assis. Major Donors	5.5 (100.0%)	5.5 (100.0%)	-2.1 (100.0%)	3.5 (100.0%)	7.8	11.3
① UNDP				4.1 (117.1%)	--	4.1
② UNTA				0.7 (20.0%)	--	0.7
Others	--	--	-2.1	-2.1	--	-2.1
Total	17.2	17.2	-3.2	14.0	55.2	69.2

4. Agreement on Technical Cooperation, etc.

(1) Agreement on Tech. Coop. ; Signed on . . .
(2) E/N on Dispatching JOCV ; Signed on . . .

5. Agencies Responsible for Coordinating Assistance

Tech. Coop : Ministry of Foreign Affairs
Grant Aid :
JOCV :

¹⁾ Calendar year

²⁾ Figures are ranked according to ODA Net Disbursements

JICA's Activities in Sultanate of Oman

II. Performance (FY 1974-1991)

	Cumulative Data (FY 1954-1991)		Performance in FY 1992	
Technical Cooperation Disbursement	¥ 4,536 million (s)		¥ million (s)	
Improvement of Aid Efficiency & Effectiveness	Project Identification Study Project Formulation Study Project Formulation Advisor Local Technical Advisor	2 Case (s) 1 Case (s) 0 Person (s) 0 Person (s)	Project Identification Study Project Formulation Study Project Formulation Advisor Local Technical Advisor	0 Case (s) 0 Case (s) 0 Person (s) 0 Person (s)
Development Study	Completed Projects (FY 1954-1991) Completed Projects (FY 1974-1991) Annex	11 Project (s) 11 Project (s)	Carried-over Projects 1. Program of the Industrial Statistics Information Center (1990~1992) 2. Agriculture Development Project II in Nejd Region (1990~1994) New Projects	2 Project (s) 0 Project (s)
Basic Design Study for Grant Aid	Completed Projects (FY 1974-1991)	0 Project (s)	Carried-over Projects New Projects	0 Project (s) 0 Project (s)
Project-type Technical Cooperation	Completed Projects (FY 1954-1991) Completed Projects (FY 1974-1991)	0 Project (s) 0 Project (s)	Carried-over Projects New Projects	0 Project (s) 0 Project (s)
Individual Experts Dispatch Program	31 Person (s) (Development Planning 14 Person (s) 45.16 % Public Administration 11 Person (s) 35.48 % Economic Infrastructure 4 Person (s) 12.90 % Mining & Industry)		14 Person (s) Carried over New 9 Person (s)	5 Person (s) (Long-term 4 Person (s) Short-term 1 Person (s) Long-term 4 Person (s) Short-term 5 Person (s))
Mini-projects & Joint Studies	Completed Projects (FY 1977-1991)	0 Project (s)	Carried-over Projects New Projects	0 Project (s) 0 Project (s)

JICA's Activities in Sultanate of Oman

	Cumulative Data (FY 1954-1991)		Performance in FY 1992													
Non-project Equipment Supply		¥ million(s)	0 Case(s)	¥ million(s)												
Non-project Medical Equipment Supply	0 Case(s)	¥ million(s)	0 Case(s)	¥ million(s)												
Technial Training Program	General 103 Person(s)	<table border="0"> <tr> <td>Economic Infrastructure</td> <td>31 Person(s)</td> <td>30.10 %</td> </tr> <tr> <td>Mining & Industry</td> <td>19 Person(s)</td> <td>18.45 %</td> </tr> <tr> <td>Development Planning</td> <td>19 Person(s)</td> <td>18.45 %</td> </tr> <tr> <td>Public Administration</td> <td></td> <td></td> </tr> </table>	Economic Infrastructure	31 Person(s)	30.10 %	Mining & Industry	19 Person(s)	18.45 %	Development Planning	19 Person(s)	18.45 %	Public Administration			Total Carried over	23 Person(s) 1 Person(s)
	Economic Infrastructure	31 Person(s)	30.10 %													
Mining & Industry	19 Person(s)	18.45 %														
Development Planning	19 Person(s)	18.45 %														
Public Administration																
	Youth Invitation Program	0 Person(s)	New	22 Person(s)												
	Trainees through International Organizations	0 Person(s)	General	22 Person(s)												
			Group Training Course	10 Person(s)												
			Individual Training Course	11 Person(s)												
			(counterpart training	5 Person(s)												
			(cost-sharing type training	0 Person(s)												
			(special program	0 Person(s)												
			Third Country Training Program	1 Person(s)												
			Youth Invitation Program	0 Person(s)												
			Trainees through International Organizations	0 Person(s)												
Third Country Training Program	Completed Projects(FY 1977~1991)	0 Course(s)	Carried over	0 Course(s)												
			New	0 Course(s)												
Japan Overseas Cooperation Volunteers	0 Person(s)		Total	0 Person(s)												
			Carried over	0 Person(s)												
			New	0 Person(s)												
Emigration Services																
Development Investment & Financial Program	0 Project(s)	¥ million(s)	0 Project(s)	¥ million(s)												
International Disaster Re- lief Program	FY 1985-1991	0 Case(s)		0 Case(s)												

II. Annex (FY 1954-1991)

Development Study	
Completed Projects (FY 1954-1991)	11 Project(s)
Completed Projects (FY 1974-1991)	11 Project(s)
1. Industrial Development Project	(1977~1978)
2. Refinery Construction Plan	(1978~1979)
3. Wadi Jizzi Agriculture Development Project	(1980~1982)
4. Geological Survey Project in the South Area	(1980~1982)
6. Hydrologic Observation Project in the Batinak Coast	(1981~1985)
6. Dafailed Design Study on the Wadi Jizzi Agricultural Development Project	(1984~1985)
7. Power and Desalination Complex Plant Project	(1984~1985)
8. Agriculture Development Project in the Nejd Region	(1986~1989)
9. Pre-feasibility Study for the Development of Mining Project in Rakah and Hayl as Safil Area	(1988~1989)
10. Port Development for Northern Oman	(1989~1990)
11. Master Plan for the Agriculture Development	(1989~1990)

JICA's Activities in Sultanate of Oman

--