

**Data 2.3.2.1- 2**

**Water Balance Calculation**

- (1) Irrigation Area: Rainy Season 1,180ha , Dry Season 620ha
  - Table 1-20 Water Balance (Storage Capacity )(1960-1979)
  - Fig. 1 Water Balance (Storage Capacity 1960-1979) (Summary )
  - Fig. 2-5 Water Balance (Storage Capacity 1960-1979)
  
- (2) Effective Rainfall

TABLE-1 WATER BALANCE(Irrigation Area:Rainy Season 1,180ha. Dry Season 620ha.)

Year	Month	Inflow	Inflow	Irr. Requirement	Storage Cap.	Water level	Water Surface	Evap.	Over Flow	Over Flow	Evaporation	00007	
年	月	流入量(1)	流入量(2)	灌溉用水量	貯水量	貯水位	貯水面積	蒸發量	超流量	超流量	蒸發量	蒸發量係數	
		(m <sup>3</sup> /sec)	(m <sup>3</sup> /5days)	(m <sup>3</sup> /5days)	m <sup>3</sup>	EL	Km <sup>2</sup>	m <sup>3</sup>	m <sup>3</sup>	m <sup>3</sup> /sec	mm/5days	m <sup>3</sup> /5days	
1960	Jan.	1	0.28	120,960	403,386	2,717,574	47.72	0.40	9,204	0	0.00	32.74	0.023
		2	0.28	120,960	403,386	2,425,944	47.02	0.38	8,752	0	0.00	32.74	0.023
		3	0.28	120,960	400,618	2,137,533	46.33	0.36	8,306	0	0.00	32.74	0.023
		4	0.29	125,280	397,850	1,856,657	45.35	0.33	7,678	0	0.00	32.74	0.023
		5	0.24	103,680	395,082	1,557,578	44.01	0.30	6,810	0	0.00	32.74	0.023
		6	0.16	82,944	448,231	1,185,481	42.33	0.25	6,877	0	0.00	39.29	0.028
	Feb.	1	0.16	69,120	392,130	855,594	40.85	0.21	6,509	0	0.00	44.64	0.031
		2	0.16	69,120	294,097	624,108	39.81	0.18	5,593	0	0.00	44.64	0.031
		3	0.15	64,800	196,065	487,249	39.19	0.15	5,052	0	0.00	44.64	0.031
		4	0.15	64,800	98,032	448,965	39.02	0.16	4,901	0	0.00	44.64	0.031
		5	0.13	56,160	0	500,224	39.25	0.16	5,103	0	0.00	44.64	0.031
		6	0.10	34,560	0	529,681	39.38	0.17	3,132	0	0.00	26.79	0.019
	Mar.	1	0.07	30,240	0	556,789	39.51	0.17	4,985	0	0.00	41.77	0.029
		2	0.06	25,920	0	577,724	39.60	0.17	5,062	0	0.00	41.77	0.029
		3	0.06	25,920	0	598,581	39.69	0.18	5,140	0	0.00	41.77	0.029
		4	0.05	21,600	0	615,042	39.77	0.18	5,200	0	0.00	41.77	0.029
		5	0.05	21,600	0	631,442	39.84	0.18	5,261	0	0.00	41.77	0.029
		6	0.05	25,920	0	652,100	39.93	0.18	6,405	0	0.00	50.13	0.035
	Apr.	1	0.04	17,280	0	662,975	39.98	0.18	4,935	0	0.00	38.33	0.027
		2	0.02	8,640	0	666,681	40.00	0.18	4,947	0	0.00	38.33	0.027
		3	0.02	8,640	0	670,373	40.02	0.18	4,960	0	0.00	38.33	0.027
		4	0.02	8,640	0	674,053	40.03	0.19	4,972	0	0.00	38.33	0.027
		5	0.02	8,640	0	677,721	40.05	0.19	4,985	0	0.00	38.33	0.027
		6	0.02	8,640	0	681,376	40.07	0.19	4,997	0	0.00	38.33	0.027
	May	1	0.03	12,960	0	689,338	40.10	0.19	3,108	0	0.00	23.71	0.017
		2	0.04	17,280	0	703,511	40.17	0.19	3,137	0	0.00	23.71	0.017
		3	0.04	17,280	0	717,653	40.23	0.19	3,167	0	0.00	23.71	0.017
		4	0.05	21,600	0	736,086	40.31	0.19	3,206	0	0.00	23.71	0.017
		5	0.06	25,920	0	758,800	40.41	0.20	3,254	0	0.00	23.71	0.017
		6	0.12	62,208	0	817,755	40.68	0.20	4,053	0	0.00	28.45	0.020
	Jun.	1	0.28	120,960	0	934,662	41.21	0.22	3,438	0	0.00	22.50	0.016
		2	0.40	172,800	0	1,104,024	41.97	0.24	3,776	0	0.00	22.50	0.016
		3	0.29	125,280	0	1,225,528	42.51	0.26	4,018	0	0.00	22.50	0.016
		4	0.24	103,680	0	1,325,190	42.96	0.27	4,217	0	0.00	22.50	0.016
		5	0.24	103,680	0	1,424,654	43.41	0.28	4,415	0	0.00	22.50	0.016
		6	0.66	285,120	0	1,705,359	44.67	0.32	4,974	0	0.00	22.50	0.016
	Jul.	1	0.26	112,320	0	1,812,704	45.16	0.33	4,573	0	0.00	19.83	0.014
		2	0.50	216,000	15,397	2,008,734	46.02	0.35	4,911	0	0.00	19.83	0.014
		3	0.52	224,640	322,387	1,906,076	45.58	0.34	4,738	0	0.00	19.83	0.014
		4	0.26	112,320	0	2,013,659	46.03	0.35	4,915	0	0.00	19.83	0.014
		5	0.24	103,680	0	2,112,423	46.27	0.36	5,008	0	0.00	19.83	0.014
		6	0.35	181,440	0	2,288,855	46.69	0.37	6,208	0	0.00	23.80	0.017
	Aug.	1	2.21	954,720	0	3,237,367	48.97	0.44	7,000	0	0.00	22.90	0.016
		2	4.21	1,818,720	0	4,500,000	52.00	0.52	8,367	549,087	1.27	22.90	0.016
		3	6.97	3,011,040	0	4,500,000	52.00	0.52	8,367	3,002,673	6.95	22.90	0.016
		4	13.82	5,970,240	0	4,500,000	52.00	0.52	8,367	5,961,873	13.80	22.90	0.016
		5	3.21	1,396,720	0	4,500,000	52.00	0.52	8,367	1,378,353	3.19	22.90	0.016
		6	4.14	2,146,176	0	4,500,000	52.00	0.52	10,040	2,137,809	4.95	27.48	0.019
	Sep.	1	2.98	1,287,360	0	4,500,000	52.00	0.52	8,463	1,277,320	2.96	23.17	0.016
		2	2.84	1,226,880	0	4,500,000	52.00	0.52	8,463	1,218,417	2.82	23.17	0.016
		3	4.27	1,844,640	0	4,500,000	52.00	0.52	8,463	1,836,177	4.25	23.17	0.016
		4	2.96	1,278,720	0	4,500,000	52.00	0.52	8,463	1,270,257	2.94	23.17	0.016
		5	3.71	1,602,720	137,196	4,500,000	52.00	0.52	8,463	1,457,060	3.37	23.17	0.016
		6	2.92	1,261,440	70,820	4,500,000	52.00	0.52	8,463	1,182,157	2.74	23.17	0.016
	Oct.	1	2.17	937,440	0	4,500,000	52.00	0.52	9,368	928,977	2.15	25.65	0.018
		2	2.46	1,062,720	139,993	4,500,000	52.00	0.52	9,368	913,359	2.11	25.65	0.018
		3	4.11	1,775,520	0	4,500,000	52.00	0.52	9,368	1,766,152	4.09	25.65	0.018
		4	2.11	911,520	316,276	4,500,000	52.00	0.52	9,368	585,875	1.36	25.65	0.018
		5	2.02	872,640	120,618	4,500,000	52.00	0.52	9,368	742,653	1.72	25.65	0.018
		6	1.33	689,472	104,836	4,500,000	52.00	0.52	11,242	575,267	1.33	30.77	0.022
	Nov.	1	0.90	388,800	346,834	4,500,000	52.00	0.52	8,341	30,724	0.07	22.83	0.016
		2	0.86	371,520	411,849	4,451,330	51.88	0.52	8,289	0	0.00	22.83	0.016
		3	0.76	328,320	476,865	4,294,496	51.51	0.51	8,120	0	0.00	22.83	0.016
		4	0.71	306,720	260,062	4,333,035	51.60	0.51	8,151	0	0.00	22.83	0.016
		5	0.67	289,440	325,077	4,289,236	51.49	0.51	8,114	0	0.00	22.83	0.016
		6	0.61	263,520	325,077	4,219,565	51.33	0.50	8,039	0	0.00	22.83	0.016
	Dec.	1	0.56	241,920	351,227	4,102,219	51.05	0.50	8,886	0	0.00	25.65	0.018
		2	0.53	228,960	351,227	3,971,065	50.73	0.49	8,728	0	0.00	25.65	0.018
		3	0.50	216,000	349,059	3,829,279	50.39	0.48	8,556	0	0.00	25.65	0.018
		4	0.48	207,360	346,891	3,681,192	50.03	0.47	8,376	0	0.00	25.65	0.018
		5	0.47	203,040	344,723	3,531,133	49.67	0.46	8,194	0	0.00	25.65	0.018
		6	0.43	222,912	388,520	3,357,331	49.26	0.44	9,581	0	0.00	30.77	0.022

TABLE-1 WATER BALANCE(Irrigation Area:Rainy Season 1,180ha. Dry Season 620ha.)

Year	Month	Inflow	Inflow	Irr. Requirement	Storage Cap.	Water level	Water Surface	Evap.	Over Flow	Over Flow	Evaporation	0.0007	
年	月	流入量(1)	流入量(2)	灌溉用水量	貯水量	貯水位	貯水面積	蒸發量	超流流量	超流水量	蒸發量	蒸發量係數	
		(m <sup>3</sup> /sec)	(m <sup>3</sup> /5days)	(m <sup>3</sup> /5days)	m <sup>3</sup>	EL	Km <sup>2</sup>	m <sup>3</sup>	m <sup>3</sup>	m <sup>3</sup> /sec	mm/5days	m/5days	
1951	Jan.	1	0.38	164,160	403,386	3,108,524	48.66	0.43	9,808	0	0.00	32.74	0.023
		2	0.38	164,160	403,386	2,859,489	48.05	0.41	9,423	0	0.00	32.74	0.023
		3	0.36	155,520	400,618	2,604,968	47.45	0.39	9,029	0	0.00	32.74	0.023
		4	0.36	155,520	397,850	2,353,608	46.85	0.38	8,640	0	0.00	32.74	0.023
		5	0.33	142,560	395,082	2,092,446	46.22	0.36	8,236	0	0.00	32.74	0.023
		6	0.33	171,072	448,231	1,807,051	45.13	0.33	9,040	0	0.00	39.29	0.028
	Feb.	1	0.33	142,560	392,130	1,548,440	43.97	0.30	9,249	0	0.00	44.64	0.031
		2	0.33	142,560	294,097	1,387,654	43.24	0.28	8,613	0	0.00	44.64	0.031
		3	0.31	133,920	196,065	1,316,896	42.93	0.27	8,333	0	0.00	44.64	0.031
		4	0.30	129,600	98,032	1,340,130	43.03	0.27	8,425	0	0.00	44.64	0.031
		5	0.30	129,600	0	1,461,304	43.58	0.28	8,905	0	0.00	44.64	0.031
		6	0.30	77,760	0	1,530,160	43.89	0.29	5,506	0	0.00	26.79	0.019
	Mar.	1	0.29	125,280	0	1,649,934	44.42	0.31	9,030	0	0.00	41.77	0.029
		2	0.37	159,840	0	1,800,743	45.10	0.33	9,589	0	0.00	41.77	0.029
		3	0.27	116,640	0	1,907,795	45.59	0.34	9,985	0	0.00	41.77	0.029
		4	0.25	108,000	0	2,005,810	46.01	0.35	10,338	0	0.00	41.77	0.029
		5	0.24	103,680	0	2,099,152	46.24	0.36	10,522	0	0.00	41.77	0.029
		6	0.20	103,680	0	2,192,310	46.46	0.37	12,847	0	0.00	50.13	0.035
	Apr.	1	0.20	86,400	0	2,265,864	46.64	0.37	9,957	0	0.00	38.33	0.027
		2	0.16	69,120	0	2,325,027	46.78	0.38	10,064	0	0.00	38.33	0.027
		3	0.27	116,640	0	2,431,602	47.04	0.38	10,257	0	0.00	38.33	0.027
		4	0.25	108,000	0	2,529,345	47.27	0.39	10,434	0	0.00	38.33	0.027
		5	0.22	95,040	0	2,613,951	47.47	0.39	10,588	0	0.00	38.33	0.027
		6	0.19	82,080	0	2,685,443	47.65	0.40	10,717	0	0.00	38.33	0.027
	May	1	0.20	86,400	0	2,761,126	47.83	0.40	6,713	0	0.00	23.71	0.017
		2	0.16	69,120	0	2,823,533	47.98	0.41	6,783	0	0.00	23.71	0.017
		3	0.27	116,640	0	2,933,389	48.24	0.42	6,906	0	0.00	23.71	0.017
		4	0.25	108,000	0	3,034,483	48.48	0.42	7,020	0	0.00	23.71	0.017
		5	0.22	95,040	0	3,122,503	48.69	0.43	7,118	0	0.00	23.71	0.017
		6	0.19	98,496	0	3,213,881	48.91	0.44	8,665	0	0.00	28.45	0.020
	Jun.	1	0.19	82,080	0	3,287,296	49.09	0.44	6,930	0	0.00	22.50	0.016
		2	0.22	95,040	0	3,375,406	49.30	0.45	7,024	0	0.00	22.50	0.016
		3	0.20	86,400	0	3,454,782	49.49	0.45	7,108	0	0.00	22.50	0.016
		4	0.20	86,400	0	3,534,074	49.68	0.46	7,193	0	0.00	22.50	0.016
		5	1.34	578,880	0	4,105,761	51.05	0.50	7,800	0	0.00	22.50	0.016
		6	6.02	2,600,640	0	4,500,000	52.00	0.52	8,220	2,198,601	3.09	22.50	0.016
	Jul.	1	3.47	1,499,040	0	4,500,000	52.00	0.52	7,245	1,490,820	3.45	19.83	0.014
		2	5.06	2,185,920	15,397	4,500,000	52.00	0.52	7,245	2,163,277	5.01	19.83	0.014
		3	2.07	894,240	322,387	4,500,000	52.00	0.52	7,245	564,608	1.31	19.83	0.014
		4	1.56	673,920	0	4,500,000	52.00	0.52	7,245	666,675	1.54	19.83	0.014
		5	1.74	751,680	0	4,500,000	52.00	0.52	7,245	744,435	1.72	19.83	0.014
		6	3.39	1,757,376	0	4,500,000	52.00	0.52	8,694	1,750,131	4.05	23.80	0.017
	Aug.	1	1.69	730,080	0	4,500,000	52.00	0.52	8,367	721,386	1.67	22.90	0.016
		2	1.68	725,760	0	4,500,000	52.00	0.52	8,367	717,393	1.66	22.90	0.016
		3	1.37	591,840	0	4,500,000	52.00	0.52	8,367	583,473	1.35	22.90	0.016
		4	1.73	747,360	0	4,500,000	52.00	0.52	8,367	738,993	1.71	22.90	0.016
		5	2.00	864,000	0	4,500,000	52.00	0.52	8,367	855,633	1.98	22.90	0.016
		6	4.63	2,400,192	0	4,500,000	52.00	0.52	10,040	2,391,825	5.54	27.48	0.019
Sep.	1	3.28	1,416,960	0	4,500,000	52.00	0.52	8,463	1,406,920	3.26	23.17	0.016	
	2	3.52	1,520,640	0	4,500,000	52.00	0.52	8,463	1,512,177	3.50	23.17	0.016	
	3	3.84	1,658,880	0	4,500,000	52.00	0.52	8,463	1,650,417	3.82	23.17	0.016	
	4	5.12	2,211,840	0	4,500,000	52.00	0.52	8,463	2,203,377	5.10	23.17	0.016	
	5	3.28	1,416,960	137,196	4,500,000	52.00	0.52	8,463	1,271,300	2.94	23.17	0.016	
	6	3.51	1,516,320	70,820	4,500,000	52.00	0.52	8,463	1,437,037	3.33	23.17	0.016	
Oct.	1	2.41	1,041,120	0	4,500,000	52.00	0.52	9,368	1,032,657	2.39	25.65	0.018	
	2	4.32	1,866,240	139,993	4,500,000	52.00	0.52	9,368	1,716,879	3.97	25.65	0.018	
	3	3.32	1,434,240	0	4,500,000	52.00	0.52	9,368	1,424,872	3.30	25.65	0.018	
	4	2.76	1,192,320	316,276	4,500,000	52.00	0.52	9,368	866,675	2.01	25.65	0.018	
	5	1.64	708,480	120,618	4,500,000	52.00	0.52	9,368	578,493	1.34	25.65	0.018	
	6	1.64	850,176	104,836	4,500,000	52.00	0.52	11,242	735,971	1.70	30.77	0.022	
Nov.	1	1.31	565,920	346,834	4,500,000	52.00	0.52	8,341	207,844	0.48	22.83	0.016	
	2	1.00	432,000	411,849	4,500,000	52.00	0.52	8,341	11,810	0.03	22.83	0.016	
	3	0.92	397,440	476,865	4,412,234	51.79	0.52	8,247	0	0.00	22.83	0.016	
	4	0.89	384,480	260,082	4,500,000	52.00	0.52	8,341	28,406	0.07	22.83	0.016	
	5	0.92	397,440	325,077	4,500,000	52.00	0.52	8,341	64,021	0.15	22.83	0.016	
	6	0.90	388,800	325,077	4,500,000	52.00	0.52	8,341	55,381	0.13	22.83	0.016	
Dec.	1	0.67	289,440	351,227	4,429,871	51.83	0.52	9,284	0	0.00	25.65	0.018	
	2	0.63	272,160	351,227	4,341,521	51.62	0.51	9,176	0	0.00	25.65	0.018	
	3	0.59	254,880	349,059	4,238,165	51.37	0.50	9,051	0	0.00	25.65	0.018	
	4	0.53	228,960	346,891	4,111,183	51.07	0.50	8,897	0	0.00	25.65	0.018	
	5	0.50	216,000	344,723	3,973,563	50.74	0.49	8,731	0	0.00	25.65	0.018	
	6	0.41	212,544	388,520	3,788,856	50.29	0.47	10,208	0	0.00	30.77	0.022	

TABLE-1 WATER BALANCE(Irrigation Area:Rainy Season 1,180ha. Dry Season 620ha.)

Year	Month	Inflow	Inflow	Irr. Requirement	Storage Cap.	Water level	Water Surface	Evap.	Over Flow	Over Flow	Evaporation	Effec. Evap.	
年	月	流入量(1)	流入量(2)	灌溉用水量	貯水量	貯水位	貯水面積	蒸発量	越流流量	越流水量	蒸発量	効果蒸発係数	
		(m <sup>3</sup> /sec)	(m <sup>3</sup> /5days)	(m <sup>3</sup> /5days)	m <sup>3</sup>	EL	Km <sup>2</sup>	m <sup>3</sup>	m <sup>3</sup>	m <sup>3</sup> /sec	mm/5days	m/5days	
1962	Jan.	1	0.38	164,160	403,386	3,539,422	49.69	0.46	10,475	0	0.00	32.74	0.023
		2	0.37	159,840	403,386	3,285,400	49.08	0.44	10,082	0	0.00	32.74	0.023
	3	0.36	155,520	400,618	3,030,220	48.47	0.42	9,687	0	0.00	32.74	0.023	
	4	0.35	151,200	397,850	2,773,883	47.86	0.41	9,291	0	0.00	32.74	0.023	
	5	0.33	142,560	395,082	2,512,071	47.23	0.39	8,886	0	0.00	32.74	0.023	
	6	0.33	171,072	448,231	2,226,026	46.54	0.37	10,132	0	0.00	39.29	0.028	
	Feb.	1	0.30	129,600	392,130	1,953,365	45.79	0.35	10,851	0	0.00	44.64	0.031
		2	0.28	120,960	294,097	1,769,376	44.96	0.32	10,123	0	0.00	44.64	0.031
		3	0.24	103,680	196,065	1,665,868	44.50	0.31	9,718	0	0.00	44.64	0.031
		4	0.22	95,040	98,032	1,654,158	44.44	0.31	9,667	0	0.00	44.64	0.031
		5	0.19	82,080	0	1,728,571	44.77	0.32	9,954	0	0.00	44.64	0.031
		6	0.19	49,248	0	1,765,865	44.95	0.32	6,065	0	0.00	26.79	0.019
	Mar.	1	0.19	82,080	0	1,841,880	45.29	0.33	9,741	0	0.00	41.77	0.029
		2	0.18	77,760	0	1,909,899	45.59	0.34	9,993	0	0.00	41.77	0.029
		3	0.17	73,440	0	1,973,346	45.88	0.35	10,227	0	0.00	41.77	0.029
		4	0.17	73,440	0	2,036,559	46.09	0.36	10,398	0	0.00	41.77	0.029
		5	0.17	73,440	0	2,099,601	46.24	0.36	10,523	0	0.00	41.77	0.029
		6	0.17	88,128	0	2,177,206	46.43	0.37	12,811	0	0.00	50.13	0.035
	Apr.	1	0.17	73,440	0	2,237,835	46.57	0.37	9,906	0	0.00	38.33	0.027
		2	0.17	73,440	0	2,301,369	46.72	0.37	10,021	0	0.00	38.33	0.027
		3	0.17	73,440	0	2,364,787	46.88	0.38	10,136	0	0.00	38.33	0.027
		4	0.19	82,080	0	2,436,731	47.05	0.38	10,267	0	0.00	38.33	0.027
		5	0.20	86,400	0	2,512,865	47.23	0.39	10,404	0	0.00	38.33	0.027
		6	0.33	142,560	0	2,645,020	47.55	0.40	10,644	0	0.00	38.33	0.027
May	1	0.23	99,360	0	2,733,736	47.76	0.40	6,683	0	0.00	23.71	0.017	
	2	0.20	86,400	0	2,813,454	47.95	0.41	6,772	0	0.00	23.71	0.017	
	3	0.19	82,080	0	2,888,762	48.13	0.41	6,856	0	0.00	23.71	0.017	
	4	0.19	82,080	0	2,963,985	48.31	0.42	6,941	0	0.00	23.71	0.017	
	5	0.19	82,080	0	3,039,125	48.49	0.42	7,025	0	0.00	23.71	0.017	
	6	0.23	119,232	0	3,151,332	48.76	0.43	8,581	0	0.00	28.45	0.020	
Jun.	1	0.27	116,640	0	3,259,391	49.02	0.44	6,901	0	0.00	22.50	0.016	
	2	0.28	120,960	0	3,373,450	49.30	0.45	7,022	0	0.00	22.50	0.016	
	3	0.26	112,320	0	3,478,749	49.55	0.45	7,134	0	0.00	22.50	0.016	
	4	0.27	116,640	0	3,588,255	49.81	0.46	7,250	0	0.00	22.50	0.016	
	5	0.39	168,480	0	3,749,485	50.20	0.47	7,422	0	0.00	22.50	0.016	
	6	0.70	302,400	0	4,044,463	50.91	0.49	7,735	0	0.00	22.50	0.016	
Jul.	1	0.65	280,800	0	4,317,528	51.56	0.51	7,074	0	0.00	19.83	0.014	
	2	0.92	397,440	15,397	4,500,000	52.00	0.52	7,245	192,496	0.45	19.83	0.014	
	3	0.70	302,400	322,387	4,472,768	51.93	0.52	7,220	0	0.00	19.83	0.014	
	4	7.06	3,049,920	0	4,500,000	52.00	0.52	7,245	3,015,468	6.98	19.83	0.014	
	5	18.35	7,927,200	0	4,500,000	52.00	0.52	7,245	7,919,955	18.33	19.83	0.014	
	6	3.39	1,757,376	0	4,500,000	52.00	0.52	8,694	1,750,131	4.05	23.80	0.017	
Aug.	1	3.65	1,576,800	0	4,500,000	52.00	0.52	8,367	1,568,106	3.63	22.90	0.016	
	2	3.05	1,317,600	0	4,500,000	52.00	0.52	8,367	1,309,233	3.03	22.90	0.016	
	3	2.57	1,110,240	0	4,500,000	52.00	0.52	8,367	1,101,873	2.55	22.90	0.016	
	4	2.38	1,028,160	0	4,500,000	52.00	0.52	8,367	1,019,793	2.36	22.90	0.016	
	5	1.59	686,880	0	4,500,000	52.00	0.52	8,367	678,513	1.57	22.90	0.016	
	6	1.06	549,504	0	4,500,000	52.00	0.52	10,040	541,137	1.25	27.48	0.019	
Sep.	1	2.63	1,136,160	0	4,500,000	52.00	0.52	8,463	1,126,120	2.61	23.17	0.016	
	2	8.90	3,844,800	0	4,500,000	52.00	0.52	8,463	3,836,337	8.88	23.17	0.016	
	3	1.66	717,120	0	4,500,000	52.00	0.52	8,463	708,657	1.64	23.17	0.016	
	4	1.44	622,080	0	4,500,000	52.00	0.52	8,463	613,617	1.42	23.17	0.016	
	5	2.55	1,101,600	137,196	4,500,000	52.00	0.52	8,463	955,940	2.21	23.17	0.016	
	6	1.74	751,680	70,820	4,500,000	52.00	0.52	8,463	672,397	1.56	23.17	0.016	
Oct.	1	2.06	889,920	0	4,500,000	52.00	0.52	9,368	881,457	2.04	25.65	0.018	
	2	1.95	842,400	139,993	4,500,000	52.00	0.52	9,368	693,039	1.60	25.65	0.018	
	3	1.14	492,480	0	4,500,000	52.00	0.52	9,368	483,112	1.12	25.65	0.018	
	4	1.11	479,520	316,276	4,500,000	52.00	0.52	9,368	153,875	0.36	25.65	0.018	
	5	0.64	276,480	120,618	4,500,000	52.00	0.52	9,368	146,493	0.34	25.65	0.018	
	6	0.69	357,696	104,836	4,500,000	52.00	0.52	11,242	243,491	0.56	30.77	0.022	
Nov.	1	0.59	254,880	346,834	4,396,804	51.75	0.51	8,230	0	0.00	22.83	0.016	
	2	0.64	276,480	411,849	4,253,205	51.41	0.51	8,075	0	0.00	22.83	0.016	
	3	0.72	311,040	476,865	4,079,306	50.99	0.49	7,887	0	0.00	22.83	0.016	
	4	0.66	285,120	260,062	4,096,476	51.03	0.49	7,905	0	0.00	22.83	0.016	
	5	0.53	228,960	325,077	3,992,453	50.78	0.49	7,794	0	0.00	22.83	0.016	
	6	0.45	194,400	325,077	3,853,982	50.45	0.48	7,644	0	0.00	22.83	0.016	
Dec.	1	0.39	168,480	351,227	3,663,590	49.99	0.47	8,355	0	0.00	25.65	0.018	
	2	0.33	142,560	351,227	3,446,568	49.47	0.45	8,092	0	0.00	25.65	0.018	
	3	0.29	125,280	349,059	3,214,697	48.92	0.44	7,811	0	0.00	25.65	0.018	
	4	0.26	112,320	346,891	2,972,315	48.33	0.42	7,517	0	0.00	25.65	0.018	
	5	0.24	103,680	344,723	2,723,755	47.74	0.40	7,216	0	0.00	25.65	0.018	
	6	0.22	114,048	388,520	2,442,067	47.06	0.38	8,250	0	0.00	30.77	0.022	

TABLE-1 WATER BALANCE(Irrigation Area:Rainy Season 1,180ha. Dry Season 620ha.)

Year	Month	Inflow	Inflow	Ir. Requirement	Storage Cap.	Water level	Water Surface	Evap.	Over Flow	Over Flow	Evaporation	Effec. Evap.	
年	月	流入量(1)	流入量(2)	灌溉用水量	貯水量	貯水位	貯水面積	蒸發量	越流流量	越流流量	蒸發量	蒸發量係數	
		(m <sup>3</sup> /sec)	(m <sup>3</sup> /5days)	(m <sup>3</sup> /5days)	m <sup>3</sup>	EL	Km <sup>2</sup>	m <sup>3</sup>	m <sup>3</sup>	m <sup>3</sup> /sec	mm/5days	m <sup>3</sup> /5days	
1983	Jan.	1	0.20	86,400	403,386	2,116,831	46.28	0.36	8,274	0	0.00	32.74	0.023
		2	0.19	82,080	403,386	1,787,250	45.04	0.33	7,476	0	0.00	32.74	0.023
		3	0.19	82,080	460,618	1,461,236	43.58	0.28	6,531	0	0.00	32.74	0.023
		4	0.19	82,080	397,850	1,138,935	42.13	0.24	5,596	0	0.00	32.74	0.023
		5	0.17	73,440	395,082	811,698	40.65	0.20	4,646	0	0.00	32.74	0.023
		6	0.17	88,128	448,231	446,948	39.01	0.16	4,306	0	0.00	39.29	0.028
	Feb.	1	0.17	73,440	392,130	123,952	37.56	0.12	3,615	0	0.00	44.64	0.031
		2	0.17	73,440	294,097	0	37.00	0.10	3,125	0	0.00	44.64	0.031
		3	0.19	82,080	196,065	0	37.00	0.10	3,125	0	0.00	44.64	0.031
		4	0.19	82,080	98,032	0	37.00	0.10	3,125	0	0.00	44.64	0.031
		5	0.17	73,440	0	70,315	37.32	0.11	3,403	0	0.00	44.64	0.031
		6	0.16	41,472	0	108,384	37.49	0.11	2,132	0	0.00	26.79	0.019
	Mar.	1	0.15	64,800	0	171,052	37.77	0.12	3,557	0	0.00	41.77	0.029
		2	0.13	56,160	0	223,654	38.01	0.13	3,752	0	0.00	41.77	0.029
		3	0.12	51,840	0	271,743	38.22	0.13	3,930	0	0.00	41.77	0.029
		4	0.12	51,840	0	319,653	38.44	0.14	4,107	0	0.00	41.77	0.029
		5	0.11	47,520	0	363,065	38.63	0.15	4,268	0	0.00	41.77	0.029
		6	0.11	57,024	0	415,822	38.87	0.15	5,356	0	0.00	50.13	0.035
	Apr.	1	0.11	47,520	0	457,986	39.06	0.16	4,239	0	0.00	38.33	0.027
		2	0.10	43,200	0	496,947	39.24	0.16	4,371	0	0.00	38.33	0.027
		3	0.09	38,880	0	531,456	39.39	0.17	4,488	0	0.00	38.33	0.027
		4	0.08	34,560	0	561,528	39.53	0.17	4,590	0	0.00	38.33	0.027
		5	0.07	30,240	0	587,178	39.64	0.17	4,677	0	0.00	38.33	0.027
		6	0.06	25,920	0	608,420	39.74	0.18	4,750	0	0.00	38.33	0.027
	May	1	0.05	21,600	0	625,271	39.81	0.18	2,973	0	0.00	23.71	0.017
		2	0.05	21,600	0	643,897	39.90	0.18	3,012	0	0.00	23.71	0.017
		3	0.04	17,280	0	658,165	39.96	0.18	3,042	0	0.00	23.71	0.017
		4	0.06	25,920	0	681,043	40.06	0.19	3,090	0	0.00	23.71	0.017
		5	0.08	34,560	0	712,513	40.21	0.19	3,156	0	0.00	23.71	0.017
		6	0.10	51,840	0	761,197	40.43	0.20	3,910	0	0.00	28.45	0.020
	Jun.	1	0.19	82,080	0	839,366	40.78	0.21	3,248	0	0.00	22.50	0.016
		2	2.60	1,123,200	0	1,959,318	45.82	0.35	5,481	0	0.00	22.50	0.016
		3	1.55	669,600	0	2,623,437	47.50	0.40	6,225	0	0.00	22.50	0.016
		4	2.20	950,400	0	3,567,613	49.76	0.46	7,228	0	0.00	22.50	0.016
		5	1.38	596,160	0	4,156,545	51.18	0.50	7,854	0	0.00	22.50	0.016
		6	2.01	868,320	0	4,500,000	52.00	0.52	8,220	517,010	1.20	22.50	0.016
	Jul.	1	1.94	838,080	0	4,500,000	52.00	0.52	7,245	829,860	1.92	19.83	0.014
		2	2.58	1,114,560	15,397	4,500,000	52.00	0.52	7,245	1,091,917	2.53	19.83	0.014
		3	1.61	695,520	322,387	4,500,000	52.00	0.52	7,245	365,888	0.85	19.83	0.014
		4	2.34	1,010,880	0	4,500,000	52.00	0.52	7,245	1,003,635	2.32	19.83	0.014
		5	1.76	760,320	0	4,500,000	52.00	0.52	7,245	753,075	1.74	19.83	0.014
		6	1.39	720,576	0	4,500,000	52.00	0.52	8,694	713,331	1.65	23.80	0.017
	Aug.	1	1.48	639,360	0	4,500,000	52.00	0.52	8,367	630,666	1.46	22.90	0.016
		2	1.17	505,440	0	4,500,000	52.00	0.52	8,367	497,073	1.15	22.90	0.016
		3	3.56	1,537,920	0	4,500,000	52.00	0.52	8,367	1,529,553	3.54	22.90	0.016
		4	1.71	738,720	0	4,500,000	52.00	0.52	8,367	730,353	1.69	22.90	0.016
		5	1.62	699,840	0	4,500,000	52.00	0.52	8,367	691,473	1.60	22.90	0.016
		6	1.63	844,992	0	4,500,000	52.00	0.52	10,040	836,625	1.94	27.48	0.019
Sep.	1	2.09	902,880	0	4,500,000	52.00	0.52	8,463	892,840	2.07	23.17	0.016	
	2	6.32	2,730,240	0	4,500,000	52.00	0.52	8,463	2,721,777	6.30	23.17	0.016	
	3	5.04	2,177,280	0	4,500,000	52.00	0.52	8,463	2,168,817	5.02	23.17	0.016	
	4	2.74	1,183,680	0	4,500,000	52.00	0.52	8,463	1,175,217	2.72	23.17	0.016	
	5	2.89	1,248,480	137,196	4,500,000	52.00	0.52	8,463	1,102,920	2.55	23.17	0.016	
	6	2.44	1,054,080	70,820	4,500,000	52.00	0.52	8,463	974,797	2.26	23.17	0.016	
Oct.	1	3.90	1,684,800	0	4,500,000	52.00	0.52	9,368	1,676,337	3.88	25.65	0.018	
	2	1.81	781,920	139,993	4,500,000	52.00	0.52	9,368	632,559	1.46	25.65	0.018	
	3	1.16	501,120	0	4,500,000	52.00	0.52	9,368	491,752	1.14	25.65	0.018	
	4	1.12	483,840	316,276	4,500,000	52.00	0.52	9,368	158,195	0.37	25.65	0.018	
	5	0.92	397,440	120,618	4,500,000	52.00	0.52	9,368	267,453	0.62	25.65	0.018	
	6	0.93	482,112	104,836	4,500,000	52.00	0.52	11,242	367,907	0.85	30.77	0.022	
Nov.	1	0.89	384,480	346,834	4,500,000	52.00	0.52	8,341	26,404	0.06	22.83	0.016	
	2	0.64	276,480	411,849	4,356,290	51.66	0.51	8,186	0	0.00	22.83	0.016	
	3	0.47	203,040	476,865	4,074,279	50.98	0.49	7,882	0	0.00	22.83	0.016	
	4	0.42	181,440	260,062	3,987,775	50.77	0.49	7,789	0	0.00	22.83	0.016	
	5	0.44	190,080	325,077	3,844,989	50.43	0.48	7,635	0	0.00	22.83	0.016	
	6	0.47	203,040	325,077	3,715,317	50.12	0.47	7,495	0	0.00	22.83	0.016	
Dec.	1	0.50	216,000	351,227	3,572,595	49.77	0.46	8,245	0	0.00	25.65	0.018	
	2	0.47	203,040	351,227	3,415,163	49.40	0.45	8,055	0	0.00	25.65	0.018	
	3	0.44	190,080	349,059	3,249,129	49.00	0.44	7,853	0	0.00	25.65	0.018	
	4	0.39	168,480	346,891	3,062,865	48.55	0.42	7,627	0	0.00	25.65	0.018	
	5	0.38	164,160	344,723	2,874,675	48.10	0.41	7,399	0	0.00	25.65	0.018	
	6	0.34	176,256	388,520	2,655,012	47.57	0.40	8,559	0	0.00	30.77	0.022	

TABLE-1 WATER BALANCE(Irrigation Area:Rainy Season 1,180ha. Dry Season 620ha.)

Year	Month	Inflow 流入量(1) (m <sup>3</sup> /sec)	Inflow 流入量(2) (m <sup>3</sup> /Days)	Irr. Requirement 灌溉用水量 (m <sup>3</sup> /Days)	Storage Cap. 貯水量 m <sup>3</sup>	Water level 貯水位 EL	Water Surface 貯水面積 Km <sup>2</sup>	Evap. 蒸発量 m <sup>3</sup>	Over Flow 越流流量 m <sup>3</sup>	Over Flow 越流流量 m <sup>3</sup> /sec	Evaporation 蒸発量 mm/5days	0.0007	
												蒸発量係数 m <sup>3</sup> /Days	蒸発量係数 m <sup>3</sup> /Days
1964	Jan.	1	0.30	129,600	403,385	2,372,657	46.89	0.38	8,670	0	0.00	32.74	0.023
		2	0.30	129,600	403,385	2,090,210	46.22	0.36	8,233	0	0.00	32.74	0.023
		3	0.29	125,280	400,618	1,806,639	45.13	0.33	7,533	0	0.00	32.74	0.023
		4	0.26	112,320	397,850	1,513,577	43.81	0.29	6,682	0	0.00	32.74	0.023
		5	0.21	90,720	395,082	1,202,532	42.41	0.25	5,780	0	0.00	32.74	0.023
		6	0.19	98,496	448,231	847,017	40.81	0.21	5,699	0	0.00	39.29	0.028
	Feb.	1	0.19	82,080	392,130	531,269	39.39	0.17	5,226	0	0.00	44.64	0.031
		2	0.17	73,440	294,097	305,385	38.37	0.14	4,333	0	0.00	44.64	0.031
		3	0.16	69,120	196,065	174,107	37.78	0.12	3,814	0	0.00	44.64	0.031
		4	0.14	60,480	98,032	132,741	37.60	0.12	3,650	0	0.00	44.64	0.031
		5	0.12	51,840	0	180,931	37.81	0.12	3,841	0	0.00	44.64	0.031
		6	0.11	38,016	0	215,107	37.97	0.13	2,385	0	0.00	26.79	0.019
	Mar.	1	0.10	43,200	0	255,921	38.15	0.13	3,871	0	0.00	41.77	0.029
		2	0.09	38,880	0	290,930	38.31	0.14	4,001	0	0.00	41.77	0.029
		3	0.08	34,560	0	321,489	38.45	0.14	4,114	0	0.00	41.77	0.029
		4	0.08	34,560	0	351,935	38.58	0.14	4,227	0	0.00	41.77	0.029
		5	0.07	30,240	0	377,948	38.70	0.15	4,323	0	0.00	41.77	0.029
		6	0.07	36,288	0	409,913	38.84	0.15	5,330	0	0.00	50.13	0.035
	Apr.	1	0.06	25,920	0	430,504	38.94	0.15	4,145	0	0.00	38.33	0.027
		2	0.06	25,920	0	452,278	39.04	0.16	4,219	0	0.00	38.33	0.027
		3	0.05	21,600	0	469,659	39.11	0.16	4,278	0	0.00	38.33	0.027
		4	0.06	25,920	0	491,301	39.21	0.16	4,352	0	0.00	38.33	0.027
		5	0.05	21,600	0	508,549	39.29	0.16	4,410	0	0.00	38.33	0.027
		6	0.05	21,600	0	525,739	39.37	0.17	4,469	0	0.00	38.33	0.027
	May	1	0.07	30,240	0	551,510	39.48	0.17	2,818	0	0.00	23.71	0.017
		2	0.07	30,240	0	578,932	39.61	0.17	2,876	0	0.00	23.71	0.017
		3	0.07	30,240	0	606,296	39.73	0.18	2,933	0	0.00	23.71	0.017
		4	0.08	34,560	0	637,923	39.87	0.18	3,000	0	0.00	23.71	0.017
		5	0.08	34,560	0	669,483	40.01	0.18	3,066	0	0.00	23.71	0.017
		6	0.10	51,840	0	718,257	40.23	0.19	3,802	0	0.00	28.45	0.020
	Jun.	1	0.25	108,000	0	822,455	40.70	0.20	3,214	0	0.00	22.50	0.016
		2	0.30	129,600	0	948,841	41.27	0.22	3,466	0	0.00	22.50	0.016
		3	0.77	332,640	0	1,278,014	42.75	0.26	4,123	0	0.00	22.50	0.016
		4	0.97	419,040	0	1,692,932	44.62	0.31	4,950	0	0.00	22.50	0.016
		5	1.47	635,040	0	2,323,022	46.78	0.37	5,905	0	0.00	22.50	0.016
		6	2.42	1,045,440	0	3,362,557	49.27	0.45	7,010	0	0.00	22.50	0.016
	Jul.	1	2.11	911,520	0	4,267,067	51.44	0.51	7,027	0	0.00	19.83	0.014
		2	1.48	639,360	15,397	4,500,000	52.00	0.52	7,245	384,002	0.89	19.83	0.014
		3	1.29	557,280	322,387	4,500,000	52.00	0.52	7,245	227,648	0.53	19.83	0.014
		4	0.78	336,960	0	4,500,000	52.00	0.52	7,245	329,715	0.76	19.83	0.014
		5	0.90	388,800	0	4,500,000	52.00	0.52	7,245	381,555	0.88	19.83	0.014
		6	1.12	580,608	0	4,500,000	52.00	0.52	8,694	573,363	1.33	23.90	0.017
	Aug.	1	1.45	626,400	0	4,500,000	52.00	0.52	8,367	617,706	1.43	22.90	0.016
		2	6.79	2,933,280	0	4,500,000	52.00	0.52	8,367	2,924,913	6.77	22.90	0.016
		3	6.17	2,665,440	0	4,500,000	52.00	0.52	8,367	2,657,073	6.15	22.90	0.016
		4	7.10	3,067,200	0	4,500,000	52.00	0.52	8,367	3,058,833	7.08	22.90	0.016
		5	4.18	1,805,760	0	4,500,000	52.00	0.52	8,367	1,797,393	4.16	22.90	0.016
		6	4.58	2,374,272	0	4,500,000	52.00	0.52	10,040	2,365,905	5.48	27.48	0.019
	Sep.	1	2.85	1,231,200	0	4,500,000	52.00	0.52	8,463	1,221,160	2.83	23.17	0.016
		2	2.78	1,200,960	0	4,500,000	52.00	0.52	8,463	1,192,497	2.76	23.17	0.016
		3	4.15	1,792,800	0	4,500,000	52.00	0.52	8,463	1,784,337	4.13	23.17	0.016
		4	3.34	1,442,880	0	4,500,000	52.00	0.52	8,463	1,434,417	3.32	23.17	0.016
		5	2.59	1,118,880	137,196	4,500,000	52.00	0.52	8,463	973,220	2.25	23.17	0.016
		6	1.50	648,000	70,820	4,500,000	52.00	0.52	8,463	568,717	1.32	23.17	0.016
	Oct.	1	8.24	3,559,680	0	4,500,000	52.00	0.52	9,368	3,551,217	8.22	25.65	0.018
		2	4.52	1,952,640	139,993	4,500,000	52.00	0.52	9,368	1,803,279	4.17	25.65	0.018
		3	3.16	1,365,120	0	4,500,000	52.00	0.52	9,368	1,355,752	3.14	25.65	0.018
		4	2.80	1,209,600	316,276	4,500,000	52.00	0.52	9,368	883,955	2.05	25.65	0.018
		5	1.81	781,920	120,618	4,500,000	52.00	0.52	9,368	651,933	1.51	25.65	0.018
		6	1.15	596,160	104,836	4,500,000	52.00	0.52	11,242	481,955	1.12	30.77	0.022
	Nov.	1	0.90	388,800	346,834	4,500,000	52.00	0.52	8,341	30,724	0.07	22.83	0.016
		2	1.04	449,280	411,849	4,500,000	52.00	0.52	8,341	29,090	0.07	22.83	0.016
		3	1.05	453,600	476,865	4,468,394	51.92	0.52	8,307	0	0.00	22.83	0.016
		4	1.14	492,480	260,062	4,500,000	52.00	0.52	8,341	192,505	0.45	22.83	0.016
		5	1.10	475,200	325,077	4,500,000	52.00	0.52	8,341	141,781	0.33	22.83	0.016
		6	1.14	492,480	325,077	4,500,000	52.00	0.52	8,341	159,061	0.37	22.83	0.016
	Dec.	1	1.12	483,840	351,227	4,500,000	52.00	0.52	9,368	124,271	0.29	25.65	0.018
		2	0.95	410,400	351,227	4,500,000	52.00	0.52	9,368	49,804	0.12	25.65	0.018
		3	1.33	574,560	349,059	4,500,000	52.00	0.52	9,368	216,132	0.50	25.65	0.018
		4	1.39	600,480	346,891	4,500,000	52.00	0.52	9,368	244,221	0.57	25.65	0.018
		5	0.66	285,120	344,723	4,431,029	51.83	0.52	9,285	0	0.00	25.65	0.018
		6	0.63	326,592	388,520	4,359,816	51.66	0.51	11,038	0	0.00	30.77	0.022

TABLE-1 WATER BALANCE(Irrigation Area:Rainy Season 1,180ha. Dry Season 620ha.)

Year	Month	Inflow	Inflow	Irr. Requirement	Storage Cap.	Water level	Water Surface	Evap.	Over Flow	Over Flow	Evaporation	0.0007	
年	月	流入量(1)	流入量(2)	灌溉用水量	貯水量	貯水位	貯水面積	蒸発量	越流量	越流量	蒸発量	蒸発係数	
		(m <sup>3</sup> /sec)	(m <sup>3</sup> /5days)	(m <sup>3</sup> /5days)	m <sup>3</sup>	EL	Km <sup>2</sup>	m <sup>3</sup>	m <sup>3</sup>	m <sup>3</sup> /sec	mm/5days	m <sup>3</sup> /5days	
1965	Jan.	1	0.56	241,920	403,386	4,187,311	51.25	0.50	11,477	0	0.00	32.74	0.023
		2	0.55	241,920	403,386	4,014,367	50.83	0.49	11,210	0	0.00	32.74	0.023
		3	0.53	228,960	400,618	3,831,500	50.40	0.48	10,927	0	0.00	32.74	0.023
		4	0.53	228,960	397,850	3,651,683	49.96	0.46	10,649	0	0.00	32.74	0.023
		5	0.49	211,680	395,082	3,457,632	49.50	0.45	10,348	0	0.00	32.74	0.023
		6	0.45	233,280	448,231	3,232,333	48.96	0.44	12,000	0	0.00	39.29	0.028
	Feb.	1	0.44	190,080	392,130	3,018,283	48.44	0.42	13,183	0	0.00	44.64	0.031
		2	0.40	172,800	294,097	2,883,803	48.12	0.41	12,899	0	0.00	44.64	0.031
		3	0.36	155,520	196,065	2,830,358	47.99	0.41	12,787	0	0.00	44.64	0.031
		4	0.36	155,520	98,032	2,875,059	48.10	0.41	12,881	0	0.00	44.64	0.031
		5	0.36	155,520	0	3,017,698	48.44	0.42	13,182	0	0.00	44.64	0.031
		6	0.32	82,944	0	3,087,460	48.61	0.43	7,997	0	0.00	26.79	0.019
	Mar.	1	0.30	129,600	0	3,209,063	48.90	0.43	12,713	0	0.00	41.77	0.029
		2	0.27	116,640	0	3,312,990	49.15	0.44	12,918	0	0.00	41.77	0.029
		3	0.26	112,320	0	3,412,383	49.39	0.45	13,114	0	0.00	41.77	0.029
		4	0.30	129,600	0	3,528,879	49.67	0.46	13,344	0	0.00	41.77	0.029
		5	0.31	133,920	0	3,649,455	49.96	0.46	13,582	0	0.00	41.77	0.029
		6	0.36	186,624	0	3,822,497	50.37	0.48	16,708	0	0.00	50.13	0.035
	Apr.	1	0.36	155,520	0	3,961,309	50.71	0.49	13,028	0	0.00	38.33	0.027
		2	0.41	177,120	0	4,125,401	51.10	0.50	13,325	0	0.00	38.33	0.027
		3	0.39	168,480	0	4,280,556	51.47	0.51	13,606	0	0.00	38.33	0.027
		4	0.36	155,520	0	4,422,470	51.81	0.52	13,863	0	0.00	38.33	0.027
		5	0.44	190,080	0	4,500,000	52.00	0.52	14,004	98,687	0.23	38.33	0.027
		6	0.42	181,440	0	4,500,000	52.00	0.52	14,004	167,436	0.39	38.33	0.027
	May	1	0.44	190,080	0	4,500,000	52.00	0.52	8,661	176,076	0.41	23.71	0.017
		2	0.50	216,000	0	4,500,000	52.00	0.52	8,661	207,339	0.48	23.71	0.017
		3	0.41	177,120	0	4,500,000	52.00	0.52	8,661	168,459	0.39	23.71	0.017
		4	0.37	159,840	0	4,500,000	52.00	0.52	8,661	151,179	0.35	23.71	0.017
		5	0.40	172,800	0	4,500,000	52.00	0.52	8,661	164,139	0.38	23.71	0.017
		6	2.16	1,119,744	0	4,500,000	52.00	0.52	10,394	1,111,083	2.57	28.45	0.020
	Jun.	1	1.18	509,760	0	4,500,000	52.00	0.52	8,220	499,366	1.16	22.50	0.016
		2	1.18	509,760	0	4,500,000	52.00	0.52	8,220	501,540	1.16	22.50	0.016
		3	0.91	393,120	0	4,500,000	52.00	0.52	8,220	384,900	0.89	22.50	0.016
		4	1.53	660,960	0	4,500,000	52.00	0.52	8,220	652,740	1.51	22.50	0.016
		5	2.73	1,179,360	0	4,500,000	52.00	0.52	8,220	1,171,140	2.71	22.50	0.016
		6	5.74	2,479,680	0	4,500,000	52.00	0.52	8,220	2,471,460	5.72	22.50	0.016
	Jul.	1	3.54	1,529,280	0	4,500,000	52.00	0.52	7,245	1,521,060	3.52	19.83	0.014
		2	2.79	1,205,280	15,397	4,500,000	52.00	0.52	7,245	1,182,637	2.74	19.83	0.014
		3	6.47	2,795,040	322,387	4,500,000	52.00	0.52	7,245	2,465,408	5.71	19.83	0.014
		4	3.13	1,552,160	0	4,500,000	52.00	0.52	7,245	1,344,915	3.11	19.83	0.014
		5	8.62	3,723,840	0	4,500,000	52.00	0.52	7,245	3,716,595	8.60	19.83	0.014
		6	2.62	1,358,208	0	4,500,000	52.00	0.52	8,694	1,350,963	3.13	23.90	0.017
	Aug.	1	3.83	1,654,560	0	4,500,000	52.00	0.52	8,367	1,645,866	3.81	22.90	0.016
		2	2.77	1,196,640	0	4,500,000	52.00	0.52	8,367	1,188,273	2.75	22.90	0.016
		3	2.63	1,136,160	0	4,500,000	52.00	0.52	8,367	1,127,793	2.61	22.90	0.016
		4	1.74	751,680	0	4,500,000	52.00	0.52	8,367	743,313	1.72	22.90	0.016
		5	1.34	578,880	0	4,500,000	52.00	0.52	8,367	570,513	1.32	22.90	0.016
		6	2.69	1,394,496	0	4,500,000	52.00	0.52	10,040	1,386,129	3.21	27.48	0.019
Sep.	1	3.60	1,555,200	0	4,500,000	52.00	0.52	8,463	1,545,160	3.58	23.17	0.016	
	2	2.43	1,049,760	0	4,500,000	52.00	0.52	8,463	1,041,297	2.41	23.17	0.016	
	3	2.01	868,320	0	4,500,000	52.00	0.52	8,463	859,857	1.99	23.17	0.016	
	4	2.15	928,800	0	4,500,000	52.00	0.52	8,463	920,337	2.13	23.17	0.016	
	5	1.59	686,880	137,196	4,500,000	52.00	0.52	8,463	541,220	1.25	23.17	0.016	
	6	1.71	886,464	70,820	4,500,000	52.00	0.52	8,463	807,181	1.87	23.17	0.016	
Oct.	1	1.40	604,800	0	4,500,000	52.00	0.52	9,368	596,337	1.38	25.65	0.018	
	2	1.60	691,200	139,993	4,500,000	52.00	0.52	9,368	541,839	1.25	25.65	0.018	
	3	1.01	436,320	0	4,500,000	52.00	0.52	9,368	426,952	0.99	25.65	0.018	
	4	0.87	375,840	316,276	4,500,000	52.00	0.52	9,368	50,195	0.12	25.65	0.018	
	5	0.90	388,800	120,618	4,500,000	52.00	0.52	9,368	258,813	0.60	25.65	0.018	
	6	0.84	435,456	104,836	4,500,000	52.00	0.52	11,242	321,251	0.74	30.77	0.022	
Nov.	1	0.78	404,352	346,834	4,500,000	52.00	0.52	8,341	46,276	0.11	22.83	0.016	
	2	0.70	302,400	411,849	4,382,210	51.72	0.51	8,214	0	0.00	22.83	0.016	
	3	0.74	319,680	476,865	4,216,811	51.32	0.50	8,036	0	0.00	22.83	0.016	
	4	0.60	259,200	260,062	4,207,913	51.30	0.50	8,026	0	0.00	22.83	0.016	
	5	0.51	220,320	325,077	4,095,130	51.03	0.49	7,904	0	0.00	22.83	0.016	
	6	0.44	190,080	325,077	3,952,228	50.69	0.48	7,750	0	0.00	22.83	0.016	
Dec.	1	0.38	164,160	351,227	3,757,410	50.22	0.47	8,469	0	0.00	25.65	0.018	
	2	0.34	146,880	351,227	3,544,594	49.71	0.46	8,211	0	0.00	25.65	0.018	
	3	0.31	133,920	349,059	3,321,245	49.17	0.44	7,940	0	0.00	25.65	0.018	
	4	0.29	125,280	346,891	3,091,694	48.62	0.43	7,662	0	0.00	25.65	0.018	
	5	0.28	120,960	344,723	2,860,269	48.06	0.41	7,382	0	0.00	25.65	0.018	
	6	0.24	124,416	388,520	2,588,783	47.41	0.39	8,463	0	0.00	30.77	0.022	

TABLE-1 WATER BALANCE(Irrigation Area:Rainy Season 1,180ha. Dry Season 620ha.)

Year	Month	Inflow	Inflow	Irr. Requirement	Storage Cap.	Water level	Water Surface	Evap.	Over Flow	Over Flow	Evaporation	0.0007	
年	月	流入量(1)	流入量(2)	灌溉用水量	貯水量	貯水位	貯水面積	蒸発量	越流流量	越流水量	蒸発量	蒸発係数	
		(m <sup>3</sup> /sec)	(m <sup>3</sup> /5days)	(m <sup>3</sup> /5days)	m <sup>3</sup>	EL.	Km <sup>2</sup>	m <sup>3</sup>	m <sup>3</sup>	m <sup>3</sup> /sec	mm/5days	m <sup>3</sup> /5days	
1965	Jan.	1	0.22	95,040	403,386	2,271,974	46.65	0.37	8,514	0	0.00	32.74	0.023
		2	0.21	90,720	403,386	1,950,793	45.78	0.35	7,951	0	0.00	32.74	0.023
		3	0.21	90,720	400,618	1,632,944	44.35	0.31	7,029	0	0.00	32.74	0.023
		4	0.20	85,400	397,850	1,314,466	42.92	0.27	6,105	0	0.00	32.74	0.023
		5	0.20	85,400	395,082	999,679	41.50	0.23	5,192	0	0.00	32.74	0.023
		6	0.20	103,680	448,231	649,936	39.92	0.18	5,013	0	0.00	39.29	0.028
	Feb.	1	0.20	85,400	392,130	339,194	38.53	0.14	4,467	0	0.00	44.64	0.031
		2	0.20	86,400	294,097	127,030	37.57	0.12	3,627	0	0.00	44.64	0.031
		3	0.20	85,400	196,065	13,738	37.06	0.10	3,179	0	0.00	44.64	0.031
		4	0.20	86,400	98,032	0	37.00	0.10	3,125	0	0.00	44.64	0.031
		5	0.20	86,400	0	83,275	37.37	0.11	3,454	0	0.00	44.64	0.031
		6	0.20	51,840	0	131,661	37.59	0.12	2,187	0	0.00	26.79	0.019
	Mar.	1	0.20	86,400	0	215,873	37.97	0.13	3,723	0	0.00	41.77	0.029
		2	0.19	82,080	0	294,230	38.32	0.14	4,013	0	0.00	41.77	0.029
		3	0.19	82,080	0	372,297	38.68	0.15	4,302	0	0.00	41.77	0.029
		4	0.20	86,400	0	454,395	39.04	0.16	4,606	0	0.00	41.77	0.029
		5	0.19	82,080	0	531,869	39.39	0.17	4,893	0	0.00	41.77	0.029
		6	0.20	103,680	0	630,656	39.84	0.18	6,310	0	0.00	50.13	0.035
	Apr.	1	0.19	82,080	0	706,427	40.18	0.19	5,082	0	0.00	38.33	0.027
		2	0.18	77,760	0	779,104	40.51	0.20	5,329	0	0.00	38.33	0.027
		3	0.18	77,760	0	851,535	40.83	0.21	5,575	0	0.00	38.33	0.027
		4	0.17	73,440	0	919,400	41.14	0.22	5,806	0	0.00	38.33	0.027
		5	0.17	73,440	0	987,034	41.44	0.22	6,035	0	0.00	38.33	0.027
		6	0.17	73,440	0	1,054,439	41.74	0.23	6,264	0	0.00	38.33	0.027
	May	1	0.17	73,440	0	1,121,614	42.05	0.24	4,016	0	0.00	23.71	0.017
		2	0.23	99,360	0	1,216,959	42.48	0.25	4,216	0	0.00	23.71	0.017
		3	0.25	108,000	0	1,320,743	42.94	0.27	4,434	0	0.00	23.71	0.017
		4	1.57	678,240	0	1,994,549	45.98	0.35	5,849	0	0.00	23.71	0.017
		5	1.29	557,280	0	2,545,979	47.31	0.39	6,472	0	0.00	23.71	0.017
		6	1.11	575,424	0	3,114,931	48.68	0.43	8,532	0	0.00	28.45	0.020
	Jun.	1	0.82	354,240	0	3,460,639	49.51	0.45	7,115	0	0.00	22.50	0.016
		2	0.80	345,600	0	3,799,125	50.32	0.47	7,474	0	0.00	22.50	0.016
		3	0.83	358,560	0	4,150,210	51.16	0.50	7,849	0	0.00	22.50	0.016
		4	0.96	414,720	0	4,500,000	52.00	0.52	8,220	57,083	0.13	22.50	0.016
		5	0.98	423,360	0	4,500,000	52.00	0.52	8,220	415,140	0.96	22.50	0.016
		6	1.16	501,120	0	4,500,000	52.00	0.52	8,220	492,900	1.14	22.50	0.016
	Jul.	1	1.05	453,600	0	4,500,000	52.00	0.52	7,245	445,380	1.03	19.83	0.014
		2	1.65	712,800	15,397	4,500,000	52.00	0.52	7,245	690,157	1.60	19.83	0.014
		3	2.50	1,080,000	322,387	4,500,000	52.00	0.52	7,245	750,368	1.74	19.83	0.014
		4	2.52	1,088,640	0	4,500,000	52.00	0.52	7,245	1,081,395	2.50	19.83	0.014
		5	1.69	730,080	0	4,500,000	52.00	0.52	7,245	722,835	1.67	19.83	0.014
		6	1.00	518,400	0	4,500,000	52.00	0.52	8,694	511,155	1.18	23.80	0.017
	Aug.	1	1.06	457,920	0	4,500,000	52.00	0.52	8,367	449,226	1.04	22.90	0.016
		2	1.64	708,480	0	4,500,000	52.00	0.52	8,367	700,113	1.62	22.90	0.016
		3	1.53	660,960	0	4,500,000	52.00	0.52	8,367	652,593	1.51	22.90	0.016
		4	1.59	686,880	0	4,500,000	52.00	0.52	8,367	678,513	1.57	22.90	0.016
		5	1.74	751,680	0	4,500,000	52.00	0.52	8,367	743,313	1.72	22.90	0.016
		6	1.94	1,005,696	0	4,500,000	52.00	0.52	10,040	997,329	2.31	27.48	0.019
	Sep.	1	1.08	466,560	0	4,500,000	52.00	0.52	8,463	456,520	1.06	23.17	0.016
		2	17.96	7,758,720	0	4,500,000	52.00	0.52	8,463	7,750,257	17.94	23.17	0.016
		3	12.44	5,374,080	0	4,500,000	52.00	0.52	8,463	5,365,617	12.42	23.17	0.016
		4	2.94	1,270,080	0	4,500,000	52.00	0.52	8,463	1,261,617	2.92	23.17	0.016
		5	2.25	972,000	137,196	4,500,000	52.00	0.52	8,463	826,340	1.91	23.17	0.016
		6	2.29	989,280	70,820	4,500,000	52.00	0.52	8,463	909,997	2.11	23.17	0.016
	Oct.	1	1.94	838,080	0	4,500,000	52.00	0.52	9,368	829,617	1.92	25.65	0.018
		2	1.52	656,640	139,993	4,500,000	52.00	0.52	9,368	507,279	1.17	25.65	0.018
		3	1.26	544,320	0	4,500,000	52.00	0.52	9,368	534,952	1.24	25.65	0.018
		4	1.17	505,440	316,276	4,500,000	52.00	0.52	9,368	179,795	0.42	25.65	0.018
		5	1.08	466,560	120,618	4,500,000	52.00	0.52	9,368	336,573	0.78	25.65	0.018
		6	1.03	533,952	104,836	4,500,000	52.00	0.52	11,242	419,747	0.97	30.77	0.022
	Nov.	1	1.06	457,920	346,834	4,500,000	52.00	0.52	8,341	99,844	0.23	22.83	0.016
		2	1.05	453,600	411,849	4,500,000	52.00	0.52	8,341	33,410	0.08	22.83	0.016
		3	1.20	518,400	476,865	4,500,000	52.00	0.52	8,341	33,194	0.08	22.83	0.016
		4	1.05	453,600	260,062	4,500,000	52.00	0.52	8,341	185,197	0.43	22.83	0.016
		5	0.96	414,720	325,077	4,500,000	52.00	0.52	8,341	81,301	0.19	22.83	0.016
		6	1.13	488,160	325,077	4,500,000	52.00	0.52	8,341	154,741	0.36	22.83	0.016
	Dec.	1	1.13	488,160	351,227	4,500,000	52.00	0.52	9,368	128,591	0.30	25.65	0.018
		2	2.26	976,320	351,227	4,500,000	52.00	0.52	9,368	615,724	1.43	25.65	0.018
		3	3.75	1,620,000	349,059	4,500,000	52.00	0.52	9,368	1,261,572	2.92	25.65	0.018
		4	2.66	1,149,120	346,891	4,500,000	52.00	0.52	9,368	792,861	1.84	25.65	0.018
		5	0.98	423,360	344,723	4,500,000	52.00	0.52	9,368	69,269	0.16	25.65	0.018
		6	0.55	285,120	388,520	4,387,232	51.73	0.51	11,078	0	0.00	30.77	0.022



TABLE-1 WATER BALANCE(Irrigation Area:Rainy Season 1,180ha. Dry Season 620ha.)

Year	Month	Inflow	Inflow	Irr. Requirement	Storage Cap.	Water level	Water Surface	Evap.	Over Flow	Over Flow	Evaporation	Effec. Evap.	
年	月	流入量(1)	流入量(2)	灌溉用水量	貯水量	貯水位	貯水面積	蒸發量	越流流量	越流水量	蒸發量	蒸發量係數	
		(m <sup>3</sup> /acc)	(m <sup>3</sup> /5days)	(m <sup>3</sup> /5days)	m <sup>3</sup>	EL	Km <sup>2</sup>	m <sup>3</sup>	m <sup>3</sup>	m <sup>3</sup> /acc	mm/5days	m <sup>3</sup> /5days	
1967	Jan.	1	0.61	263,520	403,386	4,236,287	51.37	0.50	11,553	0	0.00	32.74	0.023
		2	0.51	220,320	403,386	4,041,667	50.90	0.49	11,252	0	0.00	32.74	0.023
		3	0.47	203,040	400,618	3,832,837	50.40	0.48	10,929	0	0.00	32.74	0.023
		4	0.41	177,120	397,850	3,601,178	49.84	0.46	10,571	0	0.00	32.74	0.023
		5	0.36	155,520	395,082	3,351,046	49.24	0.44	10,184	0	0.00	32.74	0.023
		6	0.32	165,888	448,231	3,058,520	48.54	0.42	11,677	0	0.00	39.29	0.028
	Feb.	1	0.28	120,960	392,130	2,775,873	47.86	0.41	12,671	0	0.00	44.64	0.031
		2	0.26	112,320	284,097	2,581,224	47.39	0.39	12,261	0	0.00	44.64	0.031
		3	0.25	108,000	196,065	2,480,898	47.15	0.39	12,050	0	0.00	44.64	0.031
		4	0.22	95,040	98,032	2,465,856	47.12	0.38	12,018	0	0.00	44.64	0.031
		5	0.18	77,760	0	2,531,598	47.28	0.39	12,156	0	0.00	44.64	0.031
		6	0.17	44,064	0	2,563,505	47.35	0.39	7,334	0	0.00	26.79	0.019
	Mar.	1	0.18	77,760	0	2,633,931	47.52	0.40	11,577	0	0.00	41.77	0.029
		2	0.18	77,760	0	2,700,114	47.68	0.40	11,708	0	0.00	41.77	0.029
		3	0.18	77,760	0	2,766,166	47.84	0.40	11,838	0	0.00	41.77	0.029
		4	0.18	77,760	0	2,832,088	48.00	0.41	11,968	0	0.00	41.77	0.029
		5	0.17	73,440	0	2,893,559	48.14	0.41	12,090	0	0.00	41.77	0.029
		6	0.17	88,128	0	2,969,597	48.33	0.42	14,688	0	0.00	50.13	0.035
	Apr.	1	0.16	69,120	0	3,024,029	48.46	0.42	11,330	0	0.00	38.33	0.027
		2	0.17	73,440	0	3,086,139	48.61	0.43	11,443	0	0.00	38.33	0.027
		3	0.18	77,760	0	3,152,456	48.77	0.43	11,563	0	0.00	38.33	0.027
		4	0.20	86,400	0	3,227,293	48.95	0.44	11,698	0	0.00	38.33	0.027
		5	0.20	86,400	0	3,301,995	49.12	0.44	11,834	0	0.00	38.33	0.027
		6	0.16	69,120	0	3,359,281	49.26	0.44	11,938	0	0.00	38.33	0.027
	May	1	0.14	60,480	0	3,407,824	49.38	0.45	7,438	0	0.00	23.71	0.017
		2	0.14	60,480	0	3,460,856	49.51	0.45	7,497	0	0.00	23.71	0.017
		3	0.14	60,480	0	3,513,848	49.63	0.46	7,557	0	0.00	23.71	0.017
		4	0.15	64,800	0	3,571,092	49.77	0.46	7,621	0	0.00	23.71	0.017
		5	0.17	73,440	0	3,636,911	49.93	0.46	7,695	0	0.00	23.71	0.017
		6	0.18	93,312	0	3,722,528	50.13	0.47	9,349	0	0.00	28.45	0.020
	Jun.	1	1.45	626,400	0	4,339,580	51.61	0.51	8,049	0	0.00	22.50	0.016
		2	2.66	1,149,120	0	4,500,000	52.00	0.52	8,220	980,651	2.27	22.50	0.016
		3	1.39	600,480	0	4,500,000	52.00	0.52	8,220	592,260	1.37	22.50	0.016
		4	1.27	548,640	0	4,500,000	52.00	0.52	8,220	540,420	1.25	22.50	0.016
		5	1.42	613,440	0	4,500,000	52.00	0.52	8,220	605,220	1.40	22.50	0.016
		6	3.23	1,395,360	0	4,500,000	52.00	0.52	8,220	1,387,140	3.21	22.50	0.016
	Jul.	1	2.28	984,960	0	4,500,000	52.00	0.52	7,245	976,740	2.26	19.83	0.014
		2	2.59	1,118,880	15,397	4,500,000	52.00	0.52	7,245	1,096,237	2.54	19.83	0.014
		3	3.52	1,520,640	322,387	4,500,000	52.00	0.52	7,245	1,191,008	2.76	19.83	0.014
		4	2.96	1,278,720	0	4,500,000	52.00	0.52	7,245	1,271,475	2.94	19.83	0.014
		5	1.73	747,360	0	4,500,000	52.00	0.52	7,245	740,115	1.71	19.83	0.014
		6	1.48	767,232	0	4,500,000	52.00	0.52	8,694	759,987	1.76	23.90	0.017
	Aug.	1	2.73	1,179,360	0	4,500,000	52.00	0.52	8,367	1,170,666	2.71	22.90	0.016
		2	2.45	1,038,400	0	4,500,000	52.00	0.52	8,367	1,050,033	2.43	22.90	0.016
		3	3.46	1,494,720	0	4,500,000	52.00	0.52	8,367	1,486,353	3.44	22.90	0.016
		4	5.03	2,172,960	0	4,500,000	52.00	0.52	8,367	2,164,593	5.01	22.90	0.016
		5	6.60	2,851,200	0	4,500,000	52.00	0.52	8,367	2,842,833	6.58	22.90	0.016
		6	2.43	1,259,712	0	4,500,000	52.00	0.52	10,040	1,251,345	2.90	27.48	0.019
Sep.	1	1.63	704,160	0	4,500,000	52.00	0.52	8,463	694,120	1.61	23.17	0.016	
	2	1.58	682,560	0	4,500,000	52.00	0.52	8,463	674,097	1.56	23.17	0.016	
	3	2.20	950,400	0	4,500,000	52.00	0.52	8,463	941,937	2.18	23.17	0.016	
	4	1.28	552,960	0	4,500,000	52.00	0.52	8,463	544,497	1.26	23.17	0.016	
	5	1.54	665,280	137,196	4,500,000	52.00	0.52	8,463	519,620	1.20	23.17	0.016	
	6	2.53	1,092,960	70,820	4,500,000	52.00	0.52	8,463	1,013,677	2.35	23.17	0.016	
Oct.	1	1.72	743,040	0	4,500,000	52.00	0.52	9,368	734,577	1.70	25.65	0.018	
	2	1.95	842,400	139,993	4,500,000	52.00	0.52	9,368	693,039	1.60	25.65	0.018	
	3	1.80	777,600	0	4,500,000	52.00	0.52	9,368	768,232	1.78	25.65	0.018	
	4	8.54	3,689,280	316,276	4,500,000	52.00	0.52	9,368	3,363,635	7.79	25.65	0.018	
	5	2.75	1,188,000	120,618	4,500,000	52.00	0.52	9,368	1,058,013	2.45	25.65	0.018	
	6	1.61	834,624	104,836	4,500,000	52.00	0.52	11,242	720,419	1.67	30.77	0.022	
Nov.	1	1.73	747,360	346,834	4,500,000	52.00	0.52	8,341	389,284	0.90	22.83	0.016	
	2	1.59	686,880	411,849	4,500,000	52.00	0.52	8,341	266,690	0.62	22.83	0.016	
	3	1.09	470,880	476,865	4,485,674	51.97	0.52	8,326	0	0.00	22.83	0.016	
	4	0.95	410,400	260,062	4,500,000	52.00	0.52	8,341	127,686	0.30	22.83	0.016	
	5	0.88	380,160	325,077	4,500,000	52.00	0.52	8,341	46,741	0.11	22.83	0.016	
	6	0.85	367,200	325,077	4,500,000	52.00	0.52	8,341	33,781	0.08	22.83	0.016	
Dec.	1	0.75	324,000	351,227	4,464,431	51.91	0.52	9,325	0	0.00	25.65	0.018	
	2	0.67	289,440	351,227	4,393,319	51.74	0.51	9,239	0	0.00	25.65	0.018	
	3	0.64	276,480	349,059	4,311,500	51.55	0.51	9,140	0	0.00	25.65	0.018	
	4	0.56	241,920	346,891	4,197,389	51.27	0.50	9,002	0	0.00	25.65	0.018	
	5	0.56	241,920	344,723	4,085,585	51.01	0.49	8,866	0	0.00	25.65	0.018	
	6	0.56	290,304	388,520	3,978,503	50.75	0.49	10,484	0	0.00	30.77	0.022	

TABLE-1 WATER BALANCE(Irrigation Area:Rainy Season 1,180ha. Dry Season 620ha.)

Year	Month	Inflow 流入量(1) (m <sup>3</sup> /sec)	Inflow 流入量(2) (m <sup>3</sup> /5days)	Irr. Requirement 灌溉用水量 (m <sup>3</sup> /5days)	Storage Cap. 貯水量 m <sup>3</sup>	Water level 貯水位 EL	Water Surface 貯水面積 Km <sup>2</sup>	Evap. 蒸發量 m <sup>3</sup>	Over Flow 溢流量 m <sup>3</sup>	Over Flow 溢流量 m <sup>3</sup> /sec	Evaporation 蒸發量 mm/5days	Effec. Evap. 蒸發係數 m/5days	
1968	Jan.	1	0.97	419,040	403,386	3,983,672	50.76	0.49	11,162	0	0.00	32.74	0.023
		2	0.80	345,600	403,386	3,914,724	50.60	0.48	11,056	0	0.00	32.74	0.023
		3	0.81	349,920	400,618	3,852,970	50.45	0.48	10,960	0	0.00	32.74	0.023
		4	0.73	315,360	397,850	3,759,520	50.22	0.47	10,815	0	0.00	32.74	0.023
		5	0.68	293,760	395,082	3,647,383	49.95	0.46	10,642	0	0.00	32.74	0.023
		6	0.65	336,960	448,231	3,525,470	49.66	0.46	12,544	0	0.00	39.29	0.028
	Feb.	1	0.58	250,560	392,130	3,371,356	49.29	0.45	13,928	0	0.00	44.64	0.031
		2	0.56	241,920	294,097	3,305,250	49.13	0.44	13,788	0	0.00	44.64	0.031
		3	0.53	228,960	196,065	3,324,357	49.18	0.44	13,829	0	0.00	44.64	0.031
		4	0.50	216,000	98,032	3,428,496	49.43	0.45	14,048	0	0.00	44.64	0.031
		5	0.46	198,720	0	3,613,168	49.87	0.46	14,438	0	0.00	44.64	0.031
		6	0.44	152,664	0	3,750,794	50.20	0.47	8,837	0	0.00	26.79	0.019
	Mar.	1	0.42	181,440	0	3,923,397	50.62	0.48	14,123	0	0.00	41.77	0.029
		2	0.41	177,120	0	4,086,394	51.01	0.49	14,444	0	0.00	41.77	0.029
		3	0.36	155,520	0	4,227,470	51.35	0.50	14,723	0	0.00	41.77	0.029
		4	0.34	146,880	0	4,359,527	51.66	0.51	14,984	0	0.00	41.77	0.029
		5	0.33	142,560	0	4,487,204	51.97	0.52	15,235	0	0.00	41.77	0.029
		6	0.31	160,704	0	4,500,000	52.00	0.52	18,313	132,672	0.31	50.13	0.035
	Apr.	1	0.30	129,600	0	4,500,000	52.00	0.52	14,004	111,287	0.26	38.33	0.027
		2	0.29	125,280	0	4,500,000	52.00	0.52	14,004	111,276	0.26	38.33	0.027
		3	0.38	164,160	0	4,500,000	52.00	0.52	14,004	150,156	0.35	38.33	0.027
		4	0.36	155,520	0	4,500,000	52.00	0.52	14,004	141,516	0.33	38.33	0.027
		5	0.34	146,880	0	4,500,000	52.00	0.52	14,004	132,876	0.31	38.33	0.027
		6	0.36	155,520	0	4,500,000	52.00	0.52	14,004	141,516	0.33	38.33	0.027
	May	1	0.33	142,560	0	4,500,000	52.00	0.52	8,661	128,556	0.30	23.71	0.017
		2	0.36	155,520	0	4,500,000	52.00	0.52	8,661	146,859	0.34	23.71	0.017
		3	0.42	181,440	0	4,500,000	52.00	0.52	8,661	172,779	0.40	23.71	0.017
		4	0.44	190,080	0	4,500,000	52.00	0.52	8,661	181,419	0.42	23.71	0.017
		5	0.50	216,000	0	4,500,000	52.00	0.52	8,661	207,339	0.48	23.71	0.017
		6	0.56	290,304	0	4,500,000	52.00	0.52	10,394	281,643	0.65	28.45	0.020
	Jun.	1	0.58	250,560	0	4,500,000	52.00	0.52	8,220	240,166	0.56	22.50	0.016
		2	0.64	276,480	0	4,500,000	52.00	0.52	8,220	268,260	0.62	22.50	0.016
		3	0.61	263,520	0	4,500,000	52.00	0.52	8,220	255,300	0.59	22.50	0.016
		4	0.76	328,320	0	4,500,000	52.00	0.52	8,220	320,100	0.74	22.50	0.016
		5	0.55	237,600	0	4,500,000	52.00	0.52	8,220	229,380	0.53	22.50	0.016
		6	0.66	285,120	0	4,500,000	52.00	0.52	8,220	276,900	0.64	22.50	0.016
	Jul.	1	0.66	285,120	0	4,500,000	52.00	0.52	7,245	276,900	0.64	19.83	0.014
		2	0.45	194,400	15,397	4,500,000	52.00	0.52	7,245	171,757	0.40	19.83	0.014
		3	0.54	233,280	322,387	4,403,648	51.77	0.52	7,155	0	0.00	19.83	0.014
		4	0.78	336,960	0	4,500,000	52.00	0.52	7,245	233,453	0.54	19.83	0.014
		5	1.44	622,080	0	4,500,000	52.00	0.52	7,245	614,835	1.42	19.83	0.014
		6	1.63	844,992	0	4,500,000	52.00	0.52	8,694	837,747	1.94	23.80	0.017
	Aug.	1	1.83	790,560	0	4,500,000	52.00	0.52	8,367	781,866	1.81	22.90	0.016
		2	1.73	747,360	0	4,500,000	52.00	0.52	8,367	738,993	1.71	22.90	0.016
		3	1.46	630,720	0	4,500,000	52.00	0.52	8,367	622,353	1.44	22.90	0.016
		4	7.62	3,291,840	0	4,500,000	52.00	0.52	8,367	3,283,473	7.60	22.90	0.016
		5	22.22	9,599,040	0	4,500,000	52.00	0.52	8,367	9,590,673	22.20	22.90	0.016
		6	19.56	10,139,904	0	4,500,000	52.00	0.52	10,040	10,131,537	23.45	27.48	0.019
Sep.	1	3.11	1,343,520	0	4,500,000	52.00	0.52	8,463	1,333,480	3.09	23.17	0.016	
	2	3.93	1,697,760	0	4,500,000	52.00	0.52	8,463	1,689,297	3.91	23.17	0.016	
	3	6.00	2,592,000	0	4,500,000	52.00	0.52	8,463	2,583,537	5.98	23.17	0.016	
	4	3.67	1,585,440	0	4,500,000	52.00	0.52	8,463	1,576,977	3.65	23.17	0.016	
	5	2.53	1,092,960	137,196	4,500,000	52.00	0.52	8,463	947,300	2.19	23.17	0.016	
	6	3.32	1,434,240	70,820	4,500,000	52.00	0.52	8,463	1,354,957	3.14	23.17	0.016	
Oct.	1	1.98	855,360	0	4,500,000	52.00	0.52	9,368	846,897	1.96	25.65	0.018	
	2	1.98	855,360	139,993	4,500,000	52.00	0.52	9,368	705,999	1.63	25.65	0.018	
	3	1.98	855,360	0	4,500,000	52.00	0.52	9,368	845,992	1.96	25.65	0.018	
	4	1.98	855,360	316,276	4,500,000	52.00	0.52	9,368	529,715	1.23	25.65	0.018	
	5	1.98	855,360	120,618	4,500,000	52.00	0.52	9,368	725,373	1.68	25.65	0.018	
	6	1.98	1,026,432	104,836	4,500,000	52.00	0.52	11,242	912,227	2.11	30.77	0.022	
Nov.	1	0.83	358,560	346,834	4,500,000	52.00	0.52	8,341	484	0.00	22.83	0.016	
	2	0.76	328,320	411,849	4,408,130	51.78	0.52	8,242	0	0.00	22.83	0.016	
	3	0.67	289,440	476,865	4,212,463	51.31	0.50	8,031	0	0.00	22.83	0.016	
	4	0.61	263,520	260,062	4,207,890	51.30	0.50	8,026	0	0.00	22.83	0.016	
	5	0.59	254,880	325,077	4,129,667	51.11	0.50	7,942	0	0.00	22.83	0.016	
	6	0.54	233,280	325,077	4,029,928	50.87	0.49	7,834	0	0.00	22.83	0.016	
Dec.	1	0.51	220,320	351,227	3,891,186	50.54	0.48	8,631	0	0.00	25.65	0.018	
	2	0.47	203,040	351,227	3,734,368	50.16	0.47	8,441	0	0.00	25.65	0.018	
	3	0.47	203,040	349,059	3,579,908	49.79	0.46	8,254	0	0.00	25.65	0.018	
	4	0.47	203,040	346,891	3,427,804	49.43	0.45	8,069	0	0.00	25.65	0.018	
	5	0.47	203,040	344,723	3,278,052	49.07	0.44	7,888	0	0.00	25.65	0.018	
	6	0.41	212,544	388,520	3,094,188	48.63	0.43	9,198	0	0.00	30.77	0.022	

TABLE-1 WATER BALANCE(Irrigation Area:Rainy Season 1,180ha. Dry Season 620ha.)

Year	Month	Inflow 流入量(1) (m <sup>3</sup> /sec)	Inflow 流入量(2) (m <sup>3</sup> /5days)	Irr. Requirement 灌溉用水量 (m <sup>3</sup> /5days)	Storage Cap. 貯水量 m <sup>3</sup>	Water level 貯水位 EL	Water Surface 貯水面積 Km <sup>2</sup>	Evap. 蒸發量 m <sup>3</sup>	Over Flow 越流流量 m <sup>3</sup>	Over Flow 越流水量 m <sup>3</sup> /sec	Evaporation 蒸發量 mm/5days	Effec. Evap. 蒸發量係數 m <sup>3</sup> /5days	
1959	Jan.	1	0.41	177,120	403,386	2,858,723	48.06	0.41	9,422	0	0.00	32.74	0.023
		2	0.40	172,800	403,386	2,618,715	47.48	0.39	9,051	0	0.00	32.74	0.023
		3	0.38	164,160	400,618	2,373,206	46.90	0.38	8,671	0	0.00	32.74	0.023
		4	0.38	164,160	397,850	2,130,846	46.31	0.36	8,296	0	0.00	32.74	0.023
		5	0.38	164,160	395,082	1,891,628	45.51	0.34	7,779	0	0.00	32.74	0.023
		6	0.38	196,992	448,231	1,632,610	44.35	0.31	8,433	0	0.00	39.29	0.028
	Feb.	1	0.30	129,600	392,130	1,361,647	43.13	0.27	8,510	0	0.00	44.64	0.031
		2	0.26	112,320	294,097	1,171,359	42.27	0.25	7,758	0	0.00	44.64	0.031
		3	0.22	95,040	196,055	1,062,576	41.78	0.23	7,328	0	0.00	44.64	0.031
		4	0.24	103,680	98,032	1,060,856	41.77	0.23	7,321	0	0.00	44.64	0.031
		5	0.18	77,760	0	1,131,335	42.09	0.24	7,600	0	0.00	44.64	0.031
		6	0.17	44,064	0	1,167,800	42.26	0.25	4,646	0	0.00	26.79	0.019
	Mar.	1	0.17	73,440	0	1,236,594	42.56	0.26	7,501	0	0.00	41.77	0.029
		2	0.19	82,080	0	1,311,173	42.90	0.27	7,777	0	0.00	41.77	0.029
		3	0.19	82,080	0	1,385,476	43.23	0.28	8,052	0	0.00	41.77	0.029
		4	0.19	82,080	0	1,459,504	43.57	0.28	8,326	0	0.00	41.77	0.029
		5	0.20	86,400	0	1,537,579	43.92	0.29	8,615	0	0.00	41.77	0.029
		6	0.20	103,680	0	1,632,644	44.35	0.31	10,760	0	0.00	50.13	0.035
	Apr.	1	0.20	86,400	0	1,708,284	44.69	0.32	8,485	0	0.00	38.33	0.027
		2	0.20	86,400	0	1,786,199	45.04	0.33	8,749	0	0.00	38.33	0.027
		3	0.20	86,400	0	1,863,850	45.39	0.34	9,013	0	0.00	38.33	0.027
		4	0.20	86,400	0	1,941,237	45.74	0.35	9,276	0	0.00	38.33	0.027
		5	0.20	86,400	0	2,018,361	46.04	0.35	9,509	0	0.00	38.33	0.027
		6	0.22	95,040	0	2,103,892	46.25	0.36	9,664	0	0.00	38.33	0.027
	May	1	0.24	103,680	0	2,197,908	46.47	0.37	6,082	0	0.00	23.71	0.017
		2	0.20	86,400	0	2,278,226	46.67	0.37	6,172	0	0.00	23.71	0.017
		3	0.37	159,840	0	2,431,894	47.04	0.38	6,345	0	0.00	23.71	0.017
		4	0.48	207,360	0	2,632,909	47.52	0.40	6,570	0	0.00	23.71	0.017
		5	0.40	172,800	0	2,799,139	47.92	0.41	6,756	0	0.00	23.71	0.017
		6	0.43	222,912	0	3,015,295	48.44	0.42	8,398	0	0.00	28.45	0.020
	Jun.	1	0.86	371,520	0	3,378,417	49.31	0.45	7,027	0	0.00	22.50	0.016
		2	2.72	1,175,040	0	4,500,000	52.00	0.52	8,220	46,430	0.11	22.50	0.016
		3	1.53	660,960	0	4,500,000	52.00	0.52	8,220	652,740	1.51	22.50	0.016
		4	1.81	781,920	0	4,500,000	52.00	0.52	8,220	773,700	1.79	22.50	0.016
		5	1.63	704,160	0	4,500,000	52.00	0.52	8,220	695,940	1.61	22.50	0.016
		6	1.34	578,880	0	4,500,000	52.00	0.52	8,220	570,660	1.32	22.50	0.016
	Jul.	1	1.84	794,880	0	4,500,000	52.00	0.52	7,245	786,660	1.82	19.83	0.014
		2	1.78	768,960	15,397	4,500,000	52.00	0.52	7,245	746,317	1.73	19.83	0.014
		3	1.28	552,960	322,387	4,500,000	52.00	0.52	7,245	223,328	0.52	19.83	0.014
		4	1.38	596,160	0	4,500,000	52.00	0.52	7,245	588,915	1.36	19.83	0.014
		5	4.76	2,056,320	0	4,500,000	52.00	0.52	7,245	2,049,075	4.74	19.83	0.014
		6	29.12	15,095,808	0	4,500,000	52.00	0.52	8,694	15,088,563	34.93	23.80	0.017
	Aug.	1	3.85	1,663,200	0	4,500,000	52.00	0.52	8,367	1,654,506	3.83	22.90	0.016
		2	3.85	1,663,200	0	4,500,000	52.00	0.52	8,367	1,654,833	3.83	22.90	0.016
		3	3.85	1,663,200	0	4,500,000	52.00	0.52	8,367	1,654,833	3.83	22.90	0.016
		4	3.85	1,663,200	0	4,500,000	52.00	0.52	8,367	1,654,833	3.83	22.90	0.016
		5	3.85	1,663,200	0	4,500,000	52.00	0.52	8,367	1,654,833	3.83	22.90	0.016
		6	3.85	1,995,840	0	4,500,000	52.00	0.52	10,040	1,987,473	4.60	27.48	0.019
	Sep.	1	3.02	1,304,640	0	4,500,000	52.00	0.52	8,463	1,294,600	3.00	23.17	0.016
		2	2.59	1,118,880	0	4,500,000	52.00	0.52	8,463	1,110,417	2.57	23.17	0.016
		3	2.39	1,032,480	0	4,500,000	52.00	0.52	8,463	1,024,017	2.37	23.17	0.016
		4	2.61	1,127,520	0	4,500,000	52.00	0.52	8,463	1,119,057	2.59	23.17	0.016
		5	2.41	1,041,120	137,196	4,500,000	52.00	0.52	8,463	895,460	2.07	23.17	0.016
		6	2.57	1,110,240	70,820	4,500,000	52.00	0.52	8,463	1,030,957	2.39	23.17	0.016
	Oct.	1	1.78	768,960	0	4,500,000	52.00	0.52	9,368	760,497	1.76	25.65	0.018
		2	1.43	617,760	139,993	4,500,000	52.00	0.52	9,368	468,399	1.08	25.65	0.018
		3	1.72	743,040	0	4,500,000	52.00	0.52	9,368	733,672	1.70	25.65	0.018
		4	1.30	561,600	316,276	4,500,000	52.00	0.52	9,368	235,955	0.55	25.65	0.018
		5	1.34	578,880	120,618	4,500,000	52.00	0.52	9,368	448,893	1.04	25.65	0.018
		6	1.03	533,952	104,836	4,500,000	52.00	0.52	11,242	419,747	0.97	30.77	0.022
	Nov.	1	0.87	375,840	346,834	4,500,000	52.00	0.52	8,341	17,764	0.04	22.83	0.016
		2	0.81	349,920	411,849	4,429,730	51.83	0.52	8,265	0	0.00	22.83	0.016
		3	0.74	319,880	476,865	4,264,280	51.43	0.51	8,087	0	0.00	22.83	0.016
		4	0.73	315,360	260,062	4,311,491	51.55	0.51	8,138	0	0.00	22.83	0.016
		5	0.61	263,520	325,077	4,241,796	51.38	0.50	8,063	0	0.00	22.83	0.016
		6	0.54	233,280	325,077	4,141,936	51.14	0.50	7,955	0	0.00	22.83	0.016
	Dec.	1	0.47	203,040	351,227	3,985,793	50.77	0.49	8,745	0	0.00	25.65	0.018
		2	0.42	181,440	351,227	3,807,261	50.34	0.48	8,529	0	0.00	25.65	0.018
		3	0.41	177,120	349,059	3,626,792	49.90	0.46	8,310	0	0.00	25.65	0.018
		4	0.41	177,120	346,891	3,448,711	49.48	0.45	8,095	0	0.00	25.65	0.018
		5	0.36	155,520	344,723	3,251,414	49.00	0.44	7,856	0	0.00	25.65	0.018
		6	0.36	186,624	388,520	3,041,662	48.50	0.42	9,122	0	0.00	30.77	0.022

TABLE--1 WATER BALANCE(Irrigation Area:Rainy Season 1,180ha. Dry Season 620ha.)

Year	Month	Inflow 流入量(1) (m <sup>3</sup> /sec)	Inflow 流入量(2) (m <sup>3</sup> /5days)	In. Requirement 灌溉用水量 (m <sup>3</sup> /5days)	Storage Cap. 貯水量 m <sup>3</sup>	Water level 貯水位 EL.	Water Surface 貯水面積 Km <sup>2</sup>	Evap. 蒸發量 m <sup>3</sup>	Over Flow 越流量 m <sup>3</sup>	Over Flow 越流量 m <sup>3</sup> /sec	Evaporation 蒸發量 mm/5days	0.0007	
												Effic. Evap. 蒸發量係數 m <sup>3</sup> /5days	
1970	Jan.	1	0.36	155,520	403,386	2,784,674	47.83	0.41	9,307	0	0.00	32.74	0.023
		2	0.36	155,520	403,386	2,527,501	47.27	0.39	8,909	0	0.00	32.74	0.023
		3	0.36	155,520	400,618	2,273,493	46.66	0.37	8,517	0	0.00	32.74	0.023
		4	0.36	155,520	397,850	2,022,646	46.05	0.35	8,128	0	0.00	32.74	0.023
		5	0.36	155,520	395,082	1,774,956	44.99	0.32	7,441	0	0.00	32.74	0.023
		6	0.36	185,624	448,231	1,505,909	43.78	0.29	7,992	0	0.00	39.29	0.028
Feb.	1	0.41	177,120	392,130	1,282,907	42.77	0.26	8,199	0	0.00	44.64	0.031	
		2	0.41	177,120	294,097	1,157,730	42.21	0.25	7,704	0	0.00	44.64	0.031
		3	0.41	177,120	196,065	1,131,081	42.09	0.24	7,599	0	0.00	44.64	0.031
		4	0.41	177,120	98,032	1,202,570	42.41	0.25	7,881	0	0.00	44.64	0.031
		5	0.41	177,120	0	1,371,809	43.17	0.27	8,551	0	0.00	44.64	0.031
		6	0.41	106,272	0	1,469,530	43.61	0.29	5,362	0	0.00	25.79	0.019
Mar.	1	0.33	142,560	0	1,606,728	44.23	0.30	8,871	0	0.00	41.77	0.029	
		2	0.33	142,560	0	1,740,418	44.83	0.32	9,365	0	0.00	41.77	0.029
		3	0.33	142,560	0	1,873,612	45.43	0.34	9,858	0	0.00	41.77	0.029
		4	0.33	142,560	0	2,006,314	46.02	0.35	10,339	0	0.00	41.77	0.029
		5	0.33	142,560	0	2,138,535	46.33	0.36	10,500	0	0.00	41.77	0.029
		6	0.33	171,072	0	2,299,008	46.72	0.37	13,099	0	0.00	50.13	0.035
Apr.	1	0.17	73,440	0	2,359,348	46.86	0.38	10,126	0	0.00	38.33	0.027	
		2	0.16	69,120	0	2,418,342	47.00	0.38	10,233	0	0.00	38.33	0.027
		3	0.16	69,120	0	2,477,229	47.15	0.39	10,340	0	0.00	38.33	0.027
		4	0.16	69,120	0	2,536,009	47.29	0.39	10,446	0	0.00	38.33	0.027
		5	0.16	69,120	0	2,594,682	47.43	0.39	10,553	0	0.00	38.33	0.027
		6	0.16	69,120	0	2,653,250	47.57	0.40	10,659	0	0.00	38.33	0.027
May	1	0.22	95,040	0	2,737,631	47.77	0.40	6,687	0	0.00	23.71	0.017	
		2	0.42	181,440	0	2,912,384	48.19	0.41	6,883	0	0.00	23.71	0.017
		3	0.30	129,600	0	3,035,101	48.48	0.42	7,020	0	0.00	23.71	0.017
		4	0.96	414,720	0	3,442,801	49.46	0.45	7,477	0	0.00	23.71	0.017
		5	0.46	198,720	0	3,634,044	49.92	0.46	7,691	0	0.00	23.71	0.017
		6	0.41	212,544	0	3,838,896	50.41	0.48	9,505	0	0.00	28.45	0.020
Jun.	1	0.57	246,240	0	4,075,631	50.98	0.49	7,768	0	0.00	22.50	0.016	
		2	0.67	289,440	0	4,357,303	51.66	0.51	8,068	0	0.00	22.50	0.016
		3	1.41	609,120	0	4,500,000	52.00	0.52	8,220	458,355	1.06	22.50	0.016
		4	0.87	375,840	0	4,500,000	52.00	0.52	8,220	367,620	0.85	22.50	0.016
		5	1.73	747,360	0	4,500,000	52.00	0.52	8,220	739,140	1.71	22.50	0.016
		6	1.44	622,080	0	4,500,000	52.00	0.52	8,220	613,960	1.42	22.50	0.016
Jul.	1	1.76	760,320	0	4,500,000	52.00	0.52	7,245	752,100	1.74	19.83	0.014	
		2	2.27	980,640	15,397	4,500,000	52.00	0.52	7,245	957,997	2.22	19.83	0.014
		3	2.09	902,880	322,387	4,500,000	52.00	0.52	7,245	573,248	1.33	19.83	0.014
		4	2.62	1,131,840	0	4,500,000	52.00	0.52	7,245	1,124,595	2.60	19.83	0.014
		5	2.21	954,720	0	4,500,000	52.00	0.52	7,245	947,475	2.19	19.83	0.014
		6	1.74	902,016	0	4,500,000	52.00	0.52	8,694	894,771	2.07	23.90	0.017
Aug.	1	2.46	1,062,720	0	4,500,000	52.00	0.52	8,367	1,054,026	2.44	22.90	0.016	
		2	1.98	855,360	0	4,500,000	52.00	0.52	8,367	846,993	1.96	22.90	0.016
		3	2.25	972,000	0	4,500,000	52.00	0.52	8,367	963,633	2.23	22.90	0.016
		4	1.99	859,680	0	4,500,000	52.00	0.52	8,367	851,313	1.97	22.90	0.016
		5	2.53	1,092,960	0	4,500,000	52.00	0.52	8,367	1,084,593	2.51	22.90	0.016
		6	10.63	5,510,592	0	4,500,000	52.00	0.52	10,040	5,502,225	12.74	27.48	0.019
Sep.	1	7.47	3,227,040	0	4,500,000	52.00	0.52	8,463	3,217,000	7.45	23.17	0.016	
		2	5.39	2,328,480	0	4,500,000	52.00	0.52	8,463	2,320,017	5.37	23.17	0.016
		3	5.62	2,427,840	0	4,500,000	52.00	0.52	8,463	2,419,377	5.60	23.17	0.016
		4	5.98	2,583,360	0	4,500,000	52.00	0.52	8,463	2,574,897	5.96	23.17	0.016
		5	7.40	3,196,800	137,196	4,500,000	52.00	0.52	8,463	3,051,140	7.06	23.17	0.016
		6	3.34	1,442,880	70,820	4,500,000	52.00	0.52	8,463	1,363,597	3.16	23.17	0.016
Oct.	1	2.63	1,136,160	0	4,500,000	52.00	0.52	9,368	1,127,697	2.61	25.65	0.018	
		2	2.42	1,045,440	139,993	4,500,000	52.00	0.52	9,368	896,079	2.07	25.65	0.018
		3	2.66	1,149,120	0	4,500,000	52.00	0.52	9,368	1,139,752	2.64	25.65	0.018
		4	1.86	803,520	316,276	4,500,000	52.00	0.52	9,368	477,875	1.11	25.65	0.018
		5	2.03	876,960	120,618	4,500,000	52.00	0.52	9,368	746,973	1.73	25.65	0.018
		6	1.50	777,600	104,836	4,500,000	52.00	0.52	11,242	663,395	1.54	30.77	0.022
Nov.	1	1.19	514,080	346,834	4,500,000	52.00	0.52	8,341	156,004	0.36	22.83	0.016	
		2	0.81	349,920	411,849	4,429,730	51.83	0.52	8,265	0	0.00	22.83	0.016
		3	1.29	557,280	476,865	4,500,000	52.00	0.52	8,341	1,890	0.00	22.83	0.016
		4	1.38	596,160	260,062	4,500,000	52.00	0.52	8,341	327,757	0.76	22.83	0.016
		5	1.41	609,120	325,077	4,500,000	52.00	0.52	8,341	275,701	0.64	22.83	0.016
		6	1.08	466,560	325,077	4,500,000	52.00	0.52	8,341	133,141	0.31	22.83	0.016
Dec.	1	0.98	423,360	351,227	4,500,000	52.00	0.52	9,368	63,791	0.15	25.65	0.018	
		2	0.85	371,520	351,227	4,500,000	52.00	0.52	9,368	10,924	0.03	25.65	0.018
		3	0.81	349,920	349,059	4,491,492	51.98	0.52	9,358	0	0.00	25.65	0.018
		4	0.81	349,920	346,891	4,485,163	51.96	0.52	9,351	0	0.00	25.65	0.018
		5	0.81	349,920	344,723	4,481,010	51.95	0.52	9,345	0	0.00	25.65	0.018
		6	1.62	839,808	388,520	4,500,000	52.00	0.52	11,242	422,953	0.98	30.77	0.022

TABLE-1 WATER BALANCE(Irrigation Area:Rainy Season 1,180ha. Dry Season 620ha.)

Year	Month	Inflow	Inflow	Irr. Requirement	Storage Cap.	Water level	Water Surface	Evap.	Over Flow	Over Flow	Evaporation	Effec. Evap.	
年	月	流入量(1)	流入量(2)	灌溉用水量	貯水量	貯水位	貯水面積	蒸發量	越流流量	越流流量	蒸發量	蒸發量係數	
		(m <sup>3</sup> /sec)	(m <sup>3</sup> /5days)	(m <sup>3</sup> /5days)	m <sup>3</sup>	EL	Km <sup>2</sup>	m <sup>3</sup>	m <sup>3</sup>	m <sup>3</sup> /sec	mm/5days	m <sup>3</sup> /5days	
1971	Jan.	1	0.08	34,560	403,386	4,119,931	51.09	0.50	11,373	0	0.00	32.74	0.023
		2	0.08	34,560	403,386	3,739,732	50.18	0.47	10,785	0	0.00	32.74	0.023
		3	0.08	34,560	400,618	3,362,869	49.27	0.45	10,202	0	0.00	32.74	0.023
		4	0.08	34,560	397,850	2,989,397	48.37	0.42	9,624	0	0.00	32.74	0.023
		5	0.08	34,560	395,082	2,619,251	47.49	0.39	9,051	0	0.00	32.74	0.023
		6	0.08	41,472	448,231	2,203,441	46.49	0.37	10,090	0	0.00	39.29	0.028
	Feb.	1	0.08	34,560	392,130	1,835,781	45.26	0.33	10,386	0	0.00	44.64	0.031
		2	0.08	34,560	294,097	1,565,858	44.05	0.30	9,318	0	0.00	44.64	0.031
		3	0.07	30,240	196,065	1,390,715	43.26	0.28	8,625	0	0.00	44.64	0.031
		4	0.07	30,240	98,032	1,314,297	42.91	0.27	8,323	0	0.00	44.64	0.031
		5	0.07	30,240	0	1,336,214	43.01	0.27	8,410	0	0.00	44.64	0.031
		6	0.07	18,144	0	1,345,948	43.06	0.27	5,069	0	0.00	26.79	0.019
	Mar.	1	0.09	38,880	0	1,379,759	43.21	0.27	8,031	0	0.00	41.77	0.029
		2	0.08	34,560	0	1,406,289	43.33	0.28	8,129	0	0.00	41.77	0.029
		3	0.07	30,240	0	1,428,400	43.43	0.28	8,211	0	0.00	41.77	0.029
		4	0.14	60,480	0	1,480,669	43.65	0.29	8,404	0	0.00	41.77	0.029
		5	0.16	69,120	0	1,541,385	43.94	0.30	8,629	0	0.00	41.77	0.029
		6	0.15	77,760	0	1,610,517	44.25	0.30	10,662	0	0.00	50.13	0.035
	Apr.	1	0.20	86,400	0	1,686,255	44.59	0.31	8,410	0	0.00	38.33	0.027
		2	0.19	82,080	0	1,759,925	44.92	0.32	8,660	0	0.00	38.33	0.027
		3	0.16	69,120	0	1,820,385	45.19	0.33	8,866	0	0.00	38.33	0.027
		4	0.22	95,040	0	1,906,559	45.58	0.34	9,158	0	0.00	38.33	0.027
		5	0.25	108,000	0	2,005,401	46.01	0.35	9,485	0	0.00	38.33	0.027
		6	0.22	95,040	0	2,090,956	46.22	0.36	9,640	0	0.00	38.33	0.027
	May	1	0.31	133,920	0	2,215,236	46.52	0.37	6,102	0	0.00	23.71	0.017
		2	0.19	82,080	0	2,291,214	46.70	0.37	6,187	0	0.00	23.71	0.017
		3	0.16	69,120	0	2,354,147	46.85	0.38	6,257	0	0.00	23.71	0.017
		4	0.22	95,040	0	2,442,929	47.06	0.38	6,357	0	0.00	23.71	0.017
		5	0.27	116,640	0	2,553,212	47.33	0.39	6,480	0	0.00	23.71	0.017
		6	0.21	108,864	0	2,655,596	47.57	0.40	7,914	0	0.00	28.45	0.020
	Jun.	1	0.23	99,360	0	2,747,042	47.79	0.40	6,356	0	0.00	22.50	0.016
		2	0.23	99,360	0	2,840,046	48.02	0.41	6,455	0	0.00	22.50	0.016
		3	0.35	151,200	0	2,984,791	48.36	0.42	6,609	0	0.00	22.50	0.016
		4	0.33	142,560	0	3,120,742	48.69	0.43	6,753	0	0.00	22.50	0.016
		5	0.28	120,960	0	3,234,949	48.96	0.44	6,875	0	0.00	22.50	0.016
		6	0.39	168,480	0	3,396,554	49.35	0.45	7,046	0	0.00	22.50	0.016
	Jul.	1	0.35	151,200	0	3,540,708	49.70	0.46	6,346	0	0.00	19.83	0.014
		2	0.29	125,280	15,397	3,644,244	49.95	0.46	6,443	0	0.00	19.83	0.014
		3	0.39	168,480	322,387	3,483,894	49.56	0.45	6,293	0	0.00	19.83	0.014
		4	1.33	574,560	0	4,052,161	50.93	0.49	6,826	0	0.00	19.83	0.014
		5	0.80	345,600	0	4,390,935	51.74	0.51	7,143	0	0.00	19.83	0.014
		6	0.42	217,728	0	4,500,000	52.00	0.52	8,694	101,520	0.24	23.80	0.017
	Aug.	1	0.93	401,760	0	4,500,000	52.00	0.52	8,367	393,066	0.91	22.90	0.016
		2	2.57	1,110,240	0	4,500,000	52.00	0.52	8,367	1,101,873	2.55	22.90	0.016
		3	7.05	3,045,600	0	4,500,000	52.00	0.52	8,367	3,037,233	7.03	22.90	0.016
		4	4.97	2,147,040	0	4,500,000	52.00	0.52	8,367	2,138,673	4.95	22.90	0.016
		5	0.36	155,520	0	4,500,000	52.00	0.52	8,367	147,153	0.34	22.90	0.016
		6	0.68	352,512	0	4,500,000	52.00	0.52	10,040	344,145	0.80	27.48	0.019
Sep.	1	1.42	613,440	0	4,500,000	52.00	0.52	8,463	603,400	1.40	23.17	0.016	
	2	0.68	293,760	0	4,500,000	52.00	0.52	8,463	285,297	0.66	23.17	0.016	
	3	0.35	151,200	0	4,500,000	52.00	0.52	8,463	142,737	0.33	23.17	0.016	
	4	0.45	184,400	0	4,500,000	52.00	0.52	8,463	185,937	0.43	23.17	0.016	
	5	0.39	168,480	137,196	4,500,000	52.00	0.52	8,463	22,820	0.05	23.17	0.016	
	6	0.44	190,080	70,820	4,500,000	52.00	0.52	8,463	110,797	0.26	23.17	0.016	
Oct.	1	0.48	207,360	0	4,500,000	52.00	0.52	9,368	198,897	0.46	25.65	0.018	
	2	1.79	773,280	139,993	4,500,000	52.00	0.52	9,368	623,919	1.44	25.65	0.018	
	3	2.46	1,062,720	0	4,500,000	52.00	0.52	9,368	1,053,352	2.44	25.65	0.018	
	4	2.55	1,101,600	316,276	4,500,000	52.00	0.52	9,368	775,955	1.80	25.65	0.018	
	5	2.56	1,105,920	120,618	4,500,000	52.00	0.52	9,368	975,933	2.26	25.65	0.018	
	6	2.80	1,451,520	104,836	4,500,000	52.00	0.52	11,242	1,337,315	3.10	30.77	0.022	
Nov.	1	2.84	1,226,880	346,834	4,500,000	52.00	0.52	8,341	868,804	2.01	22.83	0.016	
	2	3.34	1,442,880	411,849	4,500,000	52.00	0.52	8,341	1,022,690	2.37	22.83	0.016	
	3	3.57	1,542,240	476,865	4,500,000	52.00	0.52	8,341	1,057,034	2.45	22.83	0.016	
	4	3.67	1,585,440	260,062	4,500,000	52.00	0.52	8,341	1,317,037	3.05	22.83	0.016	
	5	3.70	1,598,400	325,077	4,500,000	52.00	0.52	8,341	1,264,981	2.93	22.83	0.016	
	6	3.86	1,667,520	325,077	4,500,000	52.00	0.52	8,341	1,334,101	3.09	22.83	0.016	
Dec.	1	1.24	535,680	351,227	4,500,000	52.00	0.52	9,368	176,111	0.41	25.65	0.018	
	2	0.97	419,040	351,227	4,500,000	52.00	0.52	9,368	58,444	0.14	25.65	0.018	
	3	0.92	397,440	349,059	4,500,000	52.00	0.52	9,368	39,012	0.09	25.65	0.018	
	4	0.89	384,480	346,891	4,500,000	52.00	0.52	9,368	28,221	0.07	25.65	0.018	
	5	0.89	384,480	344,723	4,500,000	52.00	0.52	9,368	30,389	0.07	25.65	0.018	
	6	0.89	461,376	388,520	4,500,000	52.00	0.52	11,242	63,488	0.15	30.77	0.022	

TABLE-1 WATER BALANCE(Irrigation Area:Rainy Season 1,180ha. Dry Season 620ha.)

Year	Month	Inflow 流入量(1) (m <sup>3</sup> /sec)	Inflow 流入量(2) (m <sup>3</sup> /5days)	Irr. Requirement 灌溉用水量 (m <sup>3</sup> /5days)	Storage Cap. 貯水量 m <sup>3</sup>	Water level 貯水位 EL	Water Surface 貯水面積 Km <sup>2</sup>	Evap. 蒸發量 m <sup>3</sup>	Over Flow 越流流量 m <sup>3</sup>	Over Flow 越流水量 m <sup>3</sup> /sec	Evaporation 蒸發量 mm/5days	0.0007	
												Effec. Evap. 蒸發量係數 m/5days	
1972	Jan.	1	0.21	90,720	403,386	4,176,091	51.22	0.50	11,460	0	0.00	32.74	0.023
		2	0.21	90,720	403,386	3,851,565	50.44	0.48	10,958	0	0.00	32.74	0.023
	3	0.21	90,720	400,618	3,531,108	49.67	0.46	10,462	0	0.00	32.74	0.023	
	4	0.20	86,400	397,850	3,209,196	48.90	0.43	9,964	0	0.00	32.74	0.023	
	5	0.20	86,400	395,082	2,890,550	48.14	0.41	9,471	0	0.00	32.74	0.023	
	6	0.20	103,690	448,231	2,536,528	47.29	0.39	10,708	0	0.00	39.29	0.028	
	Feb.	1	0.19	82,080	392,130	2,215,770	46.52	0.37	11,490	0	0.00	44.64	0.031
		2	0.19	82,080	294,097	1,992,263	45.97	0.35	11,005	0	0.00	44.64	0.031
		3	0.19	82,080	196,065	1,867,273	45.40	0.34	10,510	0	0.00	44.64	0.031
		4	0.18	77,760	98,032	1,836,491	45.26	0.33	10,388	0	0.00	44.64	0.031
		5	0.17	73,440	0	1,899,542	45.55	0.34	10,638	0	0.00	44.64	0.031
		6	0.17	58,752	0	1,947,656	45.76	0.35	6,497	0	0.00	26.79	0.019
	Mar.	1	0.17	73,440	0	2,014,599	46.04	0.35	10,355	0	0.00	41.77	0.029
		2	0.17	73,440	0	2,077,684	46.19	0.36	10,479	0	0.00	41.77	0.029
		3	0.17	73,440	0	2,140,645	46.34	0.36	10,604	0	0.00	41.77	0.029
		4	0.19	82,080	0	2,212,121	46.51	0.37	10,745	0	0.00	41.77	0.029
		5	0.26	112,320	0	2,313,697	46.75	0.37	10,945	0	0.00	41.77	0.029
	Apr.	6	0.17	83,128	0	2,390,879	46.94	0.38	13,317	0	0.00	50.13	0.035
		1	0.02	8,640	0	2,386,202	46.93	0.38	10,175	0	0.00	38.33	0.027
		2	0.02	8,640	0	2,384,667	46.92	0.38	10,172	0	0.00	38.33	0.027
		3	0.02	8,640	0	2,383,135	46.92	0.38	10,169	0	0.00	38.33	0.027
		4	0.02	8,640	0	2,381,606	46.92	0.38	10,167	0	0.00	38.33	0.027
		5	0.02	8,640	0	2,380,079	46.91	0.38	10,164	0	0.00	38.33	0.027
	May	6	0.02	8,640	0	2,378,555	46.91	0.38	10,161	0	0.00	38.33	0.027
		1	0.02	8,640	0	2,377,034	46.90	0.38	6,283	0	0.00	23.71	0.017
		2	0.02	8,640	0	2,379,391	46.91	0.38	6,286	0	0.00	23.71	0.017
		3	0.04	17,280	0	2,390,385	46.94	0.38	6,298	0	0.00	23.71	0.017
		4	0.08	34,560	0	2,418,647	47.00	0.38	6,330	0	0.00	23.71	0.017
		5	0.19	82,080	0	2,494,397	47.19	0.39	6,415	0	0.00	23.71	0.017
	Jun.	6	0.18	93,312	0	2,581,294	47.40	0.39	7,814	0	0.00	28.45	0.020
		1	0.18	77,760	0	2,651,240	47.56	0.40	6,254	0	0.00	22.50	0.016
2		0.27	116,640	0	2,761,626	47.83	0.40	6,371	0	0.00	22.50	0.016	
3		0.68	293,760	0	3,049,015	48.52	0.42	6,677	0	0.00	22.50	0.016	
4		0.30	129,600	0	3,171,938	48.81	0.43	6,808	0	0.00	22.50	0.016	
5		0.42	181,440	0	3,346,570	49.23	0.44	6,993	0	0.00	22.50	0.016	
Jul.	6	0.50	216,000	0	3,555,577	49.73	0.46	7,215	0	0.00	22.50	0.016	
	1	0.15	64,800	0	3,613,161	49.87	0.46	6,414	0	0.00	19.83	0.014	
	2	0.96	414,720	15,397	4,006,070	50.81	0.49	6,782	0	0.00	19.83	0.014	
	3	1.01	436,320	322,387	4,113,221	51.07	0.50	6,883	0	0.00	19.83	0.014	
	4	1.37	591,840	0	4,500,000	52.00	0.52	7,245	198,178	0.46	19.83	0.014	
	5	0.79	341,280	0	4,500,000	52.00	0.52	7,245	334,035	0.77	19.83	0.014	
Aug.	6	1.34	694,656	0	4,500,000	52.00	0.52	8,694	687,411	1.59	22.90	0.017	
	1	15.33	6,622,560	0	4,500,000	52.00	0.52	8,367	6,613,866	15.31	22.90	0.016	
	2	1.67	721,440	0	4,500,000	52.00	0.52	8,367	713,073	1.65	22.90	0.016	
	3	0.25	108,000	0	4,500,000	52.00	0.52	8,367	99,633	0.23	22.90	0.016	
	4	0.31	133,920	0	4,500,000	52.00	0.52	8,367	125,553	0.29	22.90	0.016	
	5	0.34	146,880	0	4,500,000	52.00	0.52	8,367	138,513	0.32	22.90	0.016	
Sep.	6	0.19	98,496	0	4,500,000	52.00	0.52	10,040	90,129	0.21	27.48	0.019	
	1	0.19	82,080	0	4,500,000	52.00	0.52	8,463	72,040	0.17	23.17	0.016	
	2	0.17	73,440	0	4,500,000	52.00	0.52	8,463	64,977	0.15	23.17	0.016	
	3	0.15	64,800	0	4,500,000	52.00	0.52	8,463	56,337	0.13	23.17	0.016	
	4	0.16	69,120	0	4,500,000	52.00	0.52	8,463	60,657	0.14	23.17	0.016	
	5	0.16	69,120	137,196	4,423,460	51.82	0.52	8,379	0	0.00	23.17	0.016	
Oct.	6	0.16	69,120	70,820	4,413,382	51.79	0.52	8,368	0	0.00	23.17	0.016	
	1	0.20	86,400	0	4,491,413	51.98	0.52	9,358	0	0.00	25.65	0.018	
	2	0.24	103,680	139,993	4,445,743	51.87	0.52	9,303	0	0.00	25.65	0.018	
	3	0.25	108,000	0	4,500,000	52.00	0.52	9,368	44,440	0.10	25.65	0.018	
	4	0.26	112,320	316,276	4,286,675	51.49	0.51	9,110	0	0.00	25.65	0.018	
	5	0.27	116,640	120,618	4,273,587	51.46	0.51	9,094	0	0.00	25.65	0.018	
Nov.	6	0.23	119,232	104,836	4,278,888	51.47	0.51	10,921	0	0.00	30.77	0.022	
	1	0.22	95,040	346,834	4,016,174	50.84	0.49	7,819	0	0.00	22.83	0.016	
	2	0.22	95,040	411,849	3,691,546	50.06	0.47	7,469	0	0.00	22.83	0.016	
	3	0.22	95,040	476,865	3,302,252	49.13	0.44	7,049	0	0.00	22.83	0.016	
	4	0.31	90,720	260,062	3,125,861	48.70	0.43	6,859	0	0.00	22.83	0.016	
	5	0.20	86,400	325,077	2,880,325	48.11	0.41	6,594	0	0.00	22.83	0.016	
Dec.	6	0.19	82,080	325,077	2,630,734	47.51	0.40	6,325	0	0.00	22.83	0.016	
	1	0.17	73,440	351,227	2,346,622	46.83	0.38	6,759	0	0.00	25.65	0.018	
	2	0.17	73,440	351,227	2,062,076	46.15	0.36	6,414	0	0.00	25.65	0.018	
	3	0.17	73,440	349,059	1,780,042	45.01	0.33	5,839	0	0.00	25.65	0.018	
	4	0.17	73,440	346,891	1,500,752	43.75	0.29	5,205	0	0.00	25.65	0.018	
	5	0.17	73,440	344,723	1,224,264	42.51	0.25	4,577	0	0.00	25.65	0.018	
6	0.16	82,944	386,520	914,112	41.11	0.22	4,646	0	0.00	30.77	0.022		

TABLE-1 WATER BALANCE(Irrigation Area:Rainy Season 1,180ha. Dry Season 620ha.)

Year	Month	Inflow 流入量(1) (m <sup>3</sup> /sec)	Inflow 流入量(2) (m <sup>3</sup> /5days)	Ir. Requirement 灌溉用水量 (m <sup>3</sup> /5days)	Storage Cap. 貯水量 m <sup>3</sup>	Water level 貯水位 EL	Water Surface 貯水面積 Km <sup>2</sup>	Evap. 蒸發量 m <sup>3</sup>	Over Flow 越決流量 m <sup>3</sup>	Over Flow 越決水量 m <sup>3</sup> /sec	Evaporation 蒸發量 mm/5days	Effec. Evap. 蒸發量係數 m <sup>3</sup> /5days	
1973	Jan.	1	0.17	73,440	403,385	579,519	39.61	0.17	3,973	0	0.00	32.74	0.023
		2	0.17	73,440	403,385	245,599	38.11	0.13	3,004	0	0.00	32.74	0.023
		3	0.17	73,440	400,618	0	37.00	0.10	2,292	0	0.00	32.74	0.023
		4	0.17	73,440	397,850	0	37.00	0.10	2,292	0	0.00	32.74	0.023
		5	0.16	69,120	395,082	0	37.00	0.10	2,292	0	0.00	32.74	0.023
		6	0.16	82,944	448,251	0	37.00	0.10	2,750	0	0.00	39.29	0.028
	Feb.	1	0.41	177,120	392,130	0	37.00	0.10	3,125	0	0.00	44.64	0.031
		2	0.41	177,120	294,097	0	37.00	0.10	3,125	0	0.00	44.64	0.031
		3	0.41	177,120	195,065	0	37.00	0.10	3,125	0	0.00	44.64	0.031
		4	0.41	177,120	98,032	75,963	37.34	0.11	3,425	0	0.00	44.64	0.031
		5	0.41	177,120	0	249,657	38.12	0.13	4,112	0	0.00	44.64	0.031
		6	0.41	106,272	0	351,817	38.58	0.14	2,710	0	0.00	26.79	0.019
	Mar.	1	0.33	142,560	0	491,667	39.21	0.16	4,744	0	0.00	41.77	0.029
		2	0.33	142,560	0	629,483	39.83	0.18	5,254	0	0.00	41.77	0.029
		3	0.33	142,560	0	765,769	40.45	0.20	5,762	0	0.00	41.77	0.029
		4	0.33	142,560	0	903,587	41.07	0.21	6,268	0	0.00	41.77	0.029
		5	0.33	142,560	0	1,039,879	41.68	0.23	6,773	0	0.00	41.77	0.029
		6	0.33	171,072	0	1,204,178	42.42	0.25	8,857	0	0.00	50.13	0.035
	Apr.	1	0.15	64,800	0	1,260,121	42.67	0.26	6,963	0	0.00	38.33	0.027
		2	0.16	69,120	0	1,322,278	42.95	0.27	7,174	0	0.00	38.33	0.027
		3	0.16	69,120	0	1,384,224	43.23	0.28	7,384	0	0.00	38.33	0.027
		4	0.17	73,440	0	1,450,280	43.53	0.28	7,609	0	0.00	38.33	0.027
		5	0.20	86,400	0	1,529,071	43.88	0.29	7,876	0	0.00	38.33	0.027
		6	0.22	95,040	0	1,616,235	44.27	0.30	8,172	0	0.00	38.33	0.027
	May	1	0.25	108,000	0	1,716,063	44.72	0.32	8,526	0	0.00	23.71	0.017
		2	0.24	103,680	0	1,814,479	45.17	0.33	8,471	0	0.00	23.71	0.017
		3	0.31	133,920	0	1,942,928	45.74	0.35	8,741	0	0.00	23.71	0.017
		4	0.20	86,400	0	2,023,587	46.06	0.35	8,887	0	0.00	23.71	0.017
		5	0.22	95,040	0	2,112,740	46.27	0.36	8,987	0	0.00	23.71	0.017
		6	0.24	124,416	0	2,231,169	46.55	0.37	9,344	0	0.00	28.45	0.020
	Jun.	1	0.31	133,920	0	2,357,745	46.86	0.38	9,542	0	0.00	22.50	0.016
		2	0.35	151,200	0	2,503,003	47.21	0.39	6,096	0	0.00	22.50	0.016
		3	0.28	120,960	0	2,617,866	47.48	0.39	6,219	0	0.00	22.50	0.016
		4	0.41	177,120	0	2,788,768	47.89	0.41	6,400	0	0.00	22.50	0.016
		5	0.33	142,560	0	2,924,928	48.22	0.42	6,545	0	0.00	22.50	0.016
		6	0.35	151,200	0	3,069,583	48.57	0.43	6,699	0	0.00	22.50	0.016
	Jul.	1	0.32	138,240	0	3,201,124	48.88	0.43	6,028	0	0.00	19.83	0.014
		2	0.47	203,040	15,397	3,382,738	49.32	0.45	6,198	0	0.00	19.83	0.014
		3	0.34	146,880	322,387	3,201,033	48.88	0.43	6,028	0	0.00	19.83	0.014
		4	0.37	159,840	0	3,354,845	49.25	0.44	6,172	0	0.00	19.83	0.014
		5	0.48	207,360	0	3,556,033	49.73	0.46	6,361	0	0.00	19.83	0.014
		6	0.34	176,256	0	3,725,928	50.14	0.47	7,824	0	0.00	23.90	0.017
	Aug.	1	0.36	155,520	0	3,873,624	50.50	0.48	7,689	0	0.00	22.90	0.016
		2	0.58	250,560	0	4,116,495	51.08	0.50	7,952	0	0.00	22.90	0.016
		3	2.36	1,019,520	0	4,500,000	52.00	0.52	8,367	628,064	1.45	22.90	0.016
		4	0.68	293,760	0	4,500,000	52.00	0.52	8,367	285,393	0.66	22.90	0.016
		5	1.53	660,960	0	4,500,000	52.00	0.52	8,367	652,593	1.51	22.90	0.016
		6	0.48	248,832	0	4,500,000	52.00	0.52	10,040	240,465	0.56	27.48	0.019
	Sep.	1	0.87	375,840	0	4,500,000	52.00	0.52	8,463	365,800	0.85	23.17	0.016
		2	2.29	989,280	0	4,500,000	52.00	0.52	8,463	980,817	2.27	23.17	0.016
		3	0.48	207,360	0	4,500,000	52.00	0.52	8,463	198,897	0.46	23.17	0.016
		4	0.43	185,760	0	4,500,000	52.00	0.52	8,463	177,297	0.41	23.17	0.016
		5	0.43	185,760	137,196	4,500,000	52.00	0.52	8,463	40,100	0.09	23.17	0.016
		6	0.32	138,240	70,820	4,500,000	52.00	0.52	8,463	58,957	0.14	23.17	0.016
	Oct.	1	0.29	125,280	0	4,500,000	52.00	0.52	9,368	116,817	0.27	25.65	0.018
		2	0.44	190,080	139,993	4,500,000	52.00	0.52	9,368	40,719	0.09	25.65	0.018
		3	0.28	120,960	0	4,500,000	52.00	0.52	9,368	111,592	0.26	25.65	0.018
		4	0.68	293,760	316,276	4,468,115	51.92	0.52	9,330	0	0.00	25.65	0.018
		5	0.34	146,880	120,618	4,485,047	51.96	0.52	9,350	0	0.00	25.65	0.018
		6	0.27	139,968	104,836	4,500,000	52.00	0.52	11,242	10,828	0.03	30.77	0.022
	Nov.	1	0.27	116,640	346,834	4,258,564	51.42	0.51	8,081	0	0.00	22.83	0.016
		2	0.25	108,000	411,849	3,946,634	50.67	0.48	7,744	0	0.00	22.83	0.016
		3	0.24	103,680	476,865	3,565,705	49.76	0.46	7,333	0	0.00	22.83	0.016
		4	0.22	95,040	260,062	3,393,350	49.34	0.45	7,147	0	0.00	22.83	0.016
		5	0.22	95,040	325,077	3,156,166	48.77	0.43	6,891	0	0.00	22.83	0.016
		6	0.20	86,400	325,077	2,910,597	48.19	0.41	6,627	0	0.00	22.83	0.016
	Dec.	1	0.17	73,440	351,227	2,626,183	47.50	0.40	7,098	0	0.00	25.65	0.018
		2	0.17	73,440	351,227	2,341,298	46.82	0.38	6,753	0	0.00	25.65	0.018
		3	0.17	73,440	349,059	2,058,926	46.14	0.36	6,411	0	0.00	25.65	0.018
		4	0.17	73,440	346,891	1,779,065	45.01	0.33	5,837	0	0.00	25.65	0.018
		5	0.17	73,440	344,723	1,501,945	43.76	0.29	5,208	0	0.00	25.65	0.018
		6	0.17	88,128	388,520	1,196,345	42.38	0.25	5,416	0	0.00	30.77	0.022

TABLE-1 WATER BALANCE(Irrigation Area:Rainy Season 1,180ha. Dry Season 620ha.)

Year	Month	Inflow	Inflow	Ir. Requirement	Storage Cap.	Water level	Water Surface	Evap.	Over Flow	Over Flow	Evaporation	Effec. Evap.	
年	月	流入量(1)	流入量(2)	灌溉用水量	貯水量	貯水位	貯水面積	蒸發量	超流量	超流量	蒸發量	蒸發量係數	
		(m <sup>3</sup> /sec)	(m <sup>3</sup> /5days)	(m <sup>3</sup> /5days)	m <sup>3</sup>	EL	Km <sup>2</sup>	m <sup>3</sup>	m <sup>3</sup>	m <sup>3</sup> /sec	mm/5days	mm/5days	
1974	Jan.	1	0.16	69,120	403,386	856,663	40.85	0.21	4,777	0	32.74	0.023	
		2	0.18	77,760	403,386	526,260	39.37	0.17	3,818	0	32.74	0.023	
		3	0.16	69,120	400,618	190,943	37.86	0.12	2,846	0	32.74	0.023	
		4	0.15	64,800	397,850	0	37.00	0.10	2,292	0	32.74	0.023	
		5	0.15	64,800	395,082	0	37.00	0.10	2,292	0	32.74	0.023	
		6	0.15	77,760	448,231	0	37.00	0.10	2,750	0	39.29	0.028	
	Feb.	1	0.14	60,480	392,130	0	37.00	0.10	3,125	0	44.64	0.031	
		2	0.13	56,160	294,097	0	37.00	0.10	3,125	0	44.64	0.031	
		3	0.13	56,160	196,065	0	37.00	0.10	3,125	0	44.64	0.031	
		4	0.13	56,160	98,032	0	37.00	0.10	3,125	0	44.64	0.031	
		5	0.11	47,520	0	44,395	37.20	0.11	3,301	0	44.64	0.031	
		6	0.11	28,512	0	69,606	37.31	0.11	2,040	0	26.79	0.019	
	Mar.	1	0.10	43,200	0	110,766	37.50	0.11	3,334	0	41.77	0.029	
		2	0.09	38,880	0	146,312	37.66	0.12	3,466	0	41.77	0.029	
		3	0.08	34,560	0	177,406	37.80	0.12	3,561	0	41.77	0.029	
		4	0.08	34,560	0	208,386	37.94	0.13	3,695	0	41.77	0.029	
		5	0.08	34,560	0	239,250	38.08	0.13	3,810	0	41.77	0.029	
		6	0.08	41,472	0	276,913	38.25	0.14	4,739	0	50.13	0.035	
	Apr.	1	0.07	30,240	0	302,414	38.36	0.14	3,710	0	38.33	0.027	
		2	0.07	30,240	0	328,943	38.48	0.14	3,800	0	38.33	0.027	
		3	0.06	25,920	0	351,063	38.58	0.14	3,876	0	38.33	0.027	
		4	0.06	25,920	0	373,107	38.68	0.15	3,950	0	38.33	0.027	
		5	0.06	25,920	0	395,077	38.78	0.15	4,025	0	38.33	0.027	
		6	0.05	21,600	0	412,652	38.86	0.15	4,085	0	38.33	0.027	
	May	1	0.09	38,880	0	447,447	39.01	0.16	2,600	0	23.71	0.017	
		2	0.13	56,160	0	501,008	39.25	0.16	2,712	0	23.71	0.017	
		3	0.09	38,880	0	537,176	39.42	0.17	2,788	0	23.71	0.017	
		4	0.24	103,680	0	638,048	39.87	0.18	3,000	0	23.71	0.017	
		5	0.08	34,560	0	669,628	40.01	0.18	3,066	0	23.71	0.017	
		6	0.08	41,472	0	708,033	40.19	0.19	3,776	0	28.45	0.020	
	Jun.	1	0.08	34,560	0	738,817	40.32	0.19	3,048	0	22.50	0.016	
		2	0.10	43,200	0	778,969	40.51	0.20	3,128	0	22.50	0.016	
		3	0.07	30,240	0	806,081	40.63	0.20	3,182	0	22.50	0.016	
		4	0.07	30,240	0	833,140	40.75	0.21	3,236	0	22.50	0.016	
		5	0.08	34,560	0	864,464	40.89	0.21	3,298	0	22.50	0.016	
		6	0.09	38,880	0	900,046	41.05	0.21	3,369	0	22.50	0.016	
	Jul.	1	0.13	56,160	0	952,837	41.29	0.22	3,063	0	19.83	0.014	
		2	0.16	69,120	15,397	1,003,497	41.52	0.23	3,152	0	19.83	0.014	
		3	0.11	47,520	322,387	725,479	40.26	0.19	2,663	0	19.83	0.014	
		4	0.23	99,360	0	822,175	40.70	0.20	2,833	0	19.83	0.014	
		5	2.65	1,144,800	0	1,964,142	45.84	0.35	4,840	0	19.83	0.014	
		6	0.23	119,232	0	2,078,535	46.19	0.36	5,971	0	23.80	0.017	
	Aug.	1	0.54	233,280	0	2,305,844	46.73	0.37	5,992	0	22.90	0.016	
		2	3.13	1,352,160	0	3,652,011	49.96	0.46	7,449	0	22.90	0.016	
		3	26.95	11,642,400	0	4,500,000	52.00	0.52	8,367	10,786,962	22.90	0.016	
		4	3.34	1,442,880	0	4,500,000	52.00	0.52	8,367	1,434,513	22.90	0.016	
		5	0.40	172,800	0	4,500,000	52.00	0.52	8,367	164,433	24.97	0.016	
		6	0.42	217,728	0	4,500,000	52.00	0.52	10,040	209,361	3.32	27.48	0.019
	Sep.	1	0.43	185,760	0	4,500,000	52.00	0.52	8,463	175,720	0.38	23.17	0.016
		2	0.37	159,840	0	4,500,000	52.00	0.52	8,463	151,377	0.48	23.17	0.016
		3	0.39	168,480	0	4,500,000	52.00	0.52	8,463	160,017	0.41	23.17	0.016
		4	0.58	250,560	0	4,500,000	52.00	0.52	8,463	242,097	0.35	23.17	0.016
		5	0.38	164,160	137,196	4,500,000	52.00	0.52	8,463	18,500	0.37	23.17	0.016
		6	0.37	159,840	70,820	4,500,000	52.00	0.52	8,463	80,557	0.56	23.17	0.016
	Oct.	1	1.16	501,120	0	4,500,000	52.00	0.52	9,368	492,657	0.04	25.65	0.018
		2	2.39	1,032,480	139,993	4,500,000	52.00	0.52	9,368	863,119	0.19	25.65	0.018
		3	15.41	6,657,120	0	4,500,000	52.00	0.52	9,368	6,647,752	1.14	25.65	0.018
		4	0.71	306,720	316,276	4,481,075	51.95	0.52	9,346	0	2.04	25.65	0.018
		5	15.86	6,851,520	120,618	4,500,000	52.00	0.52	9,368	6,702,631	15.39	25.65	0.018
		6	0.44	228,096	104,836	4,500,000	52.00	0.52	11,242	113,891	0.00	30.77	0.022
	Nov.	1	0.45	194,400	346,834	4,336,324	51.61	0.51	8,165	0	15.52	22.83	0.016
		2	0.43	185,760	411,849	4,102,070	51.04	0.50	7,912	0	0.26	22.83	0.016
		3	0.44	190,080	476,865	3,807,374	50.34	0.48	7,594	0	0.00	22.83	0.016
		4	0.43	185,760	260,062	3,725,478	50.14	0.47	7,506	0	0.00	22.83	0.016
		5	0.98	423,360	325,077	3,816,255	50.36	0.48	7,604	0	0.00	22.83	0.016
		6	0.75	324,000	325,077	3,807,574	50.34	0.48	7,594	0	0.00	22.83	0.016
	Dec.	1	0.14	60,480	351,227	3,509,233	49.62	0.45	8,168	0	0.00	25.65	0.018
		2	0.14	60,480	351,227	3,210,317	48.90	0.43	7,806	0	0.00	25.65	0.018
		3	0.14	60,480	349,059	2,913,933	48.19	0.41	7,447	0	0.00	25.65	0.018
		4	0.13	56,160	346,891	2,615,755	47.48	0.39	7,085	0	0.00	25.65	0.018
		5	0.13	56,160	344,723	2,320,107	46.77	0.37	6,727	0	0.00	25.65	0.018
		6	0.12	62,208	388,520	1,987,068	45.94	0.35	7,572	0	0.00	30.77	0.022



TABLE-1 WATER BALANCE(Irrigation Area:Rainy Season 1,180ha. Dry Season 620ha.)

Year	Month	Inflow	Inflow	Ir. Requirment	Storage Cap.	Water level	Water Surface	Evap.	Over Flow	Over Flow	Evaporation	Effec. Evap.	
年	月	流入量(1)	流入量(2)	灌溉用水量	貯水量	貯水位	貯水面積	蒸發量	越流流量	越流水量	蒸發量	蒸發量係數	
		(m <sup>3</sup> /sec)	(m <sup>3</sup> /5days)	(m <sup>3</sup> /5days)	m <sup>3</sup>	EL	Km <sup>2</sup>	m <sup>3</sup>	m <sup>3</sup>	m <sup>3</sup> /sec	mm/5days	mm/5days	
1975	Jan.	1	2.01	868,320	403,386	2,444,430	47.07	0.38	8,781	0	0.00	32.74	0.023
		2	2.02	872,640	403,386	2,904,903	48.17	0.41	9,493	0	0.00	32.74	0.023
		3	2.01	868,320	400,618	3,363,111	49.27	0.45	10,202	0	0.00	32.74	0.023
		4	1.96	846,720	397,850	3,801,779	50.32	0.47	10,881	0	0.00	32.74	0.023
		5	1.96	846,720	395,082	4,242,535	51.38	0.50	11,563	0	0.00	32.74	0.023
		6	1.96	1,016,064	448,231	4,500,000	52.00	0.52	14,353	298,806	0.69	39.29	0.028
	Feb.	1	1.93	833,760	392,130	4,500,000	52.00	0.52	16,309	427,277	0.99	44.64	0.031
		2	1.92	829,440	294,097	4,500,000	52.00	0.52	16,309	519,034	1.20	44.64	0.031
		3	1.92	829,440	196,065	4,500,000	52.00	0.52	16,309	617,066	1.43	44.64	0.031
		4	1.92	829,440	98,032	4,500,000	52.00	0.52	16,309	715,099	1.66	44.64	0.031
		5	1.90	820,800	0	4,500,000	52.00	0.52	16,309	804,491	1.86	44.64	0.031
		6	1.83	474,236	0	4,500,000	52.00	0.52	9,785	458,027	1.06	26.79	0.019
	Mar.	1	1.83	790,560	0	4,500,000	52.00	0.52	15,261	780,775	1.81	41.77	0.029
		2	1.83	790,560	0	4,500,000	52.00	0.52	15,261	775,299	1.79	41.77	0.029
		3	1.83	790,560	0	4,500,000	52.00	0.52	15,261	775,299	1.79	41.77	0.029
		4	0.50	216,000	0	4,500,000	52.00	0.52	15,261	200,739	0.46	41.77	0.029
		5	0.47	203,040	0	4,500,000	52.00	0.52	15,261	187,779	0.43	41.77	0.029
		6	1.65	855,360	0	4,500,000	52.00	0.52	18,313	840,099	1.94	50.13	0.035
	Apr.	1	1.56	673,920	0	4,500,000	52.00	0.52	14,004	655,607	1.52	38.33	0.027
		2	1.69	730,080	0	4,500,000	52.00	0.52	14,004	716,076	1.66	38.33	0.027
		3	1.41	609,120	0	4,500,000	52.00	0.52	14,004	595,116	1.38	38.33	0.027
		4	1.35	583,200	0	4,500,000	52.00	0.52	14,004	569,196	1.32	38.33	0.027
		5	1.32	570,240	0	4,500,000	52.00	0.52	14,004	556,236	1.29	38.33	0.027
		6	1.28	552,960	0	4,500,000	52.00	0.52	14,004	538,956	1.25	38.33	0.027
	May	1	1.15	496,800	0	4,500,000	52.00	0.52	8,661	482,796	1.12	23.71	0.017
		2	1.19	514,080	0	4,500,000	52.00	0.52	8,661	505,419	1.17	23.71	0.017
		3	1.38	596,160	0	4,500,000	52.00	0.52	8,661	587,499	1.36	23.71	0.017
		4	1.72	743,040	0	4,500,000	52.00	0.52	8,661	734,379	1.70	23.71	0.017
		5	1.92	829,440	0	4,500,000	52.00	0.52	8,661	820,779	1.90	23.71	0.017
		6	2.56	1,337,472	0	4,500,000	52.00	0.52	10,394	1,328,811	3.08	28.45	0.020
	Jun.	1	1.41	609,120	0	4,500,000	52.00	0.52	8,220	598,726	1.39	22.50	0.016
		2	1.44	622,080	0	4,500,000	52.00	0.52	8,220	613,860	1.42	22.50	0.016
		3	1.68	725,760	0	4,500,000	52.00	0.52	8,220	717,540	1.66	22.50	0.016
		4	1.70	734,400	0	4,500,000	52.00	0.52	8,220	726,180	1.68	22.50	0.016
		5	1.54	665,280	0	4,500,000	52.00	0.52	8,220	657,060	1.52	22.50	0.016
		6	1.22	527,040	0	4,500,000	52.00	0.52	8,220	518,820	1.20	22.50	0.016
	Jul.	1	1.15	496,800	0	4,500,000	52.00	0.52	7,245	488,580	1.13	19.83	0.014
		2	1.38	596,160	15,397	4,500,000	52.00	0.52	7,245	573,517	1.33	19.83	0.014
		3	1.52	656,640	322,387	4,500,000	52.00	0.52	7,245	327,008	0.76	19.83	0.014
		4	1.90	820,800	0	4,500,000	52.00	0.52	7,245	813,555	1.88	19.83	0.014
		5	2.28	984,960	0	4,500,000	52.00	0.52	7,245	977,715	2.26	19.83	0.014
		6	2.08	1,078,272	0	4,500,000	52.00	0.52	8,694	1,071,027	2.48	23.80	0.017
	Aug.	1	2.43	1,049,760	0	4,500,000	52.00	0.52	8,367	1,041,066	2.41	22.90	0.016
		2	4.82	2,082,240	0	4,500,000	52.00	0.52	8,367	2,073,873	4.80	22.90	0.016
		3	2.41	1,041,120	0	4,500,000	52.00	0.52	8,367	1,032,753	2.39	22.90	0.016
		4	2.82	1,218,240	0	4,500,000	52.00	0.52	8,367	1,209,873	2.80	22.90	0.016
		5	5.32	2,298,240	0	4,500,000	52.00	0.52	8,367	2,289,873	5.30	22.90	0.016
		6	2.64	1,368,576	0	4,500,000	52.00	0.52	10,040	1,360,209	3.15	27.48	0.019
Sep.	1	2.79	1,205,280	0	4,500,000	52.00	0.52	8,463	1,195,240	2.77	23.17	0.016	
	2	2.36	1,019,520	0	4,500,000	52.00	0.52	8,463	1,011,057	2.34	23.17	0.016	
	3	2.62	1,131,840	0	4,500,000	52.00	0.52	8,463	1,123,377	2.60	23.17	0.016	
	4	2.37	1,023,840	0	4,500,000	52.00	0.52	8,463	1,015,377	2.35	23.17	0.016	
	5	2.23	963,360	137,196	4,500,000	52.00	0.52	8,463	817,700	1.89	23.17	0.016	
	6	1.97	851,040	70,820	4,500,000	52.00	0.52	8,463	771,757	1.79	23.17	0.016	
Oct.	1	2.08	898,560	0	4,500,000	52.00	0.52	9,368	890,097	2.06	25.65	0.018	
	2	1.97	851,040	139,993	4,500,000	52.00	0.52	9,368	701,679	1.62	25.65	0.018	
	3	1.90	820,800	0	4,500,000	52.00	0.52	9,368	811,432	1.88	25.65	0.018	
	4	1.60	691,200	316,276	4,500,000	52.00	0.52	9,368	365,555	0.85	25.65	0.018	
	5	1.69	730,080	120,618	4,500,000	52.00	0.52	9,368	600,093	1.39	25.65	0.018	
	6	1.72	891,648	104,836	4,500,000	52.00	0.52	11,242	777,443	1.80	30.77	0.022	
Nov.	1	1.06	457,920	346,834	4,500,000	52.00	0.52	8,341	99,844	0.23	22.83	0.016	
	2	1.02	440,640	411,849	4,500,000	52.00	0.52	8,341	20,450	0.05	22.83	0.016	
	3	0.95	410,400	476,865	4,425,194	51.82	0.52	8,261	0	0.00	22.83	0.016	
	4	0.86	371,520	260,062	4,500,000	52.00	0.52	8,341	28,392	0.07	22.83	0.016	
	5	0.82	354,240	325,077	4,500,000	52.00	0.52	8,341	20,821	0.05	22.83	0.016	
	6	0.80	345,600	325,077	4,500,000	52.00	0.52	8,341	12,181	0.03	22.83	0.016	
Dec.	1	0.66	285,120	351,227	4,425,551	51.82	0.52	9,278	0	0.00	25.65	0.018	
	2	0.65	280,800	351,227	4,345,846	51.63	0.51	9,182	0	0.00	25.65	0.018	
	3	0.63	272,160	349,059	4,259,765	51.42	0.51	9,077	0	0.00	25.65	0.018	
	4	0.53	228,960	346,891	4,132,757	51.12	0.50	8,923	0	0.00	25.65	0.018	
	5	0.48	207,360	344,723	3,985,471	50.77	0.49	8,746	0	0.00	25.65	0.018	
	6	0.46	238,464	388,520	3,827,668	50.39	0.48	10,265	0	0.00	30.77	0.022	

TABLE-1 WATER BALANCE(Irrigation Area:Rainy Season 1,180ha. Dry Season 620ha.)

Year	Month	Inflow	Inflow	Irr. Requirement	Storage Cap.	Water level	Water Surface	Evap.	Over Flow	Over Flow	Evaporation	Effect. Evap.	
年	月	流入量(1)	流入量(2)	灌溉用水量	貯水量	貯水位	貯水面積	蒸発量	越流流量	越流水量	蒸発量	蒸発量係数	
		(m <sup>3</sup> /sec)	(m <sup>3</sup> /5days)	(m <sup>3</sup> /5days)	m <sup>3</sup>	EL	Km <sup>2</sup>	m <sup>3</sup>	m <sup>3</sup>	m <sup>3</sup> /sec	mm/5days	mm/5days	
1976	Jan.	1	0.42	181,440	403,386	3,595,457	49.83	0.46	10,562	0	0.00	32.74	0.023
		2	0.42	181,440	403,386	3,362,949	49.27	0.45	10,202	0	0.00	32.74	0.023
		3	0.39	168,480	400,618	3,120,609	48.69	0.43	9,827	0	0.00	32.74	0.023
		4	0.38	164,160	397,850	2,877,092	48.11	0.41	9,450	0	0.00	32.74	0.023
		5	0.36	155,520	395,082	2,628,080	47.51	0.40	9,065	0	0.00	32.74	0.023
		6	0.34	176,256	448,231	2,347,040	46.83	0.38	10,356	0	0.00	39.29	0.028
	Feb.	1	0.30	129,600	392,130	2,074,154	46.18	0.36	11,192	0	0.00	44.64	0.031
		2	0.29	125,280	294,097	1,894,145	45.52	0.34	10,616	0	0.00	44.64	0.031
		3	0.27	116,640	196,065	1,804,103	45.12	0.33	10,260	0	0.00	44.64	0.031
		4	0.25	108,000	98,032	1,803,811	45.12	0.33	10,259	0	0.00	44.64	0.031
		5	0.24	103,680	0	1,897,231	45.54	0.34	10,629	0	0.00	44.64	0.031
		6	0.23	79,488	0	1,966,091	45.85	0.35	6,541	0	0.00	26.79	0.019
	Mar.	1	0.23	99,360	0	2,058,910	46.14	0.36	10,442	0	0.00	41.77	0.029
		2	0.22	95,040	0	2,143,508	46.34	0.36	10,609	0	0.00	41.77	0.029
		3	0.12	51,840	0	2,184,738	46.44	0.37	10,691	0	0.00	41.77	0.029
		4	0.05	21,600	0	2,195,648	46.47	0.37	10,712	0	0.00	41.77	0.029
		5	0.05	21,600	0	2,206,535	46.50	0.37	10,734	0	0.00	41.77	0.029
		6	0.04	20,736	0	2,216,538	46.52	0.37	12,904	0	0.00	50.13	0.035
	Apr.	1	0.03	12,960	0	2,216,594	46.52	0.37	9,868	0	0.00	38.33	0.027
		2	0.03	12,960	0	2,219,686	46.53	0.37	9,873	0	0.00	38.33	0.027
		3	0.03	12,960	0	2,222,772	46.53	0.37	9,879	0	0.00	38.33	0.027
		4	0.02	8,640	0	2,221,533	46.53	0.37	9,877	0	0.00	38.33	0.027
		5	0.02	8,640	0	2,220,297	46.53	0.37	9,875	0	0.00	38.33	0.027
		6	0.02	8,640	0	2,219,062	46.53	0.37	9,872	0	0.00	38.33	0.027
	May	1	0.01	4,320	0	2,213,510	46.51	0.37	6,100	0	0.00	23.71	0.017
		2	0.01	4,320	0	2,211,730	46.51	0.37	6,098	0	0.00	23.71	0.017
		3	0.01	4,320	0	2,209,952	46.50	0.37	6,096	0	0.00	23.71	0.017
		4	0.02	8,640	0	2,212,496	46.51	0.37	6,099	0	0.00	23.71	0.017
		5	5.61	2,423,520	0	4,500,000	52.00	0.52	8,561	129,917	0.30	23.71	0.017
		6	15.03	7,791,552	0	4,500,000	52.00	0.52	10,394	7,782,891	18.02	28.45	0.020
Jun.	1	1.65	712,800	0	4,500,000	52.00	0.52	8,220	702,406	1.63	22.50	0.016	
	2	2.41	1,041,120	0	4,500,000	52.00	0.52	8,220	1,032,900	2.39	22.50	0.016	
	3	2.91	1,257,120	0	4,500,000	52.00	0.52	8,220	1,248,900	2.89	22.50	0.016	
	4	3.18	1,373,760	0	4,500,000	52.00	0.52	8,220	1,365,540	3.15	22.50	0.016	
	5	2.32	1,002,240	0	4,500,000	52.00	0.52	8,220	994,020	2.30	22.50	0.016	
	6	2.50	1,080,000	0	4,500,000	52.00	0.52	8,220	1,071,780	2.48	22.50	0.016	
Jul.	1	4.55	1,965,600	0	4,500,000	52.00	0.52	7,245	1,957,380	4.53	19.83	0.014	
	2	4.16	1,797,120	15,397	4,500,000	52.00	0.52	7,245	1,774,477	4.11	19.83	0.014	
	3	2.66	1,149,120	322,387	4,500,000	52.00	0.52	7,245	819,488	1.90	19.83	0.014	
	4	2.75	1,188,000	0	4,500,000	52.00	0.52	7,245	1,180,755	2.73	19.83	0.014	
	5	4.48	1,935,360	0	4,500,000	52.00	0.52	7,245	1,928,115	4.46	19.83	0.014	
	6	3.93	2,037,312	0	4,500,000	52.00	0.52	8,694	2,030,067	4.70	23.80	0.017	
Aug.	1	2.40	1,036,800	0	4,500,000	52.00	0.52	8,367	1,028,106	2.38	22.90	0.016	
	2	2.77	1,196,640	0	4,500,000	52.00	0.52	8,367	1,188,273	2.75	22.90	0.016	
	3	5.80	2,505,600	0	4,500,000	52.00	0.52	8,367	2,497,233	5.78	22.90	0.016	
	4	5.14	2,220,480	0	4,500,000	52.00	0.52	8,367	2,212,113	5.12	22.90	0.016	
	5	2.81	1,213,920	0	4,500,000	52.00	0.52	8,367	1,205,553	2.79	22.90	0.016	
	6	2.92	1,513,728	0	4,500,000	52.00	0.52	10,040	1,505,361	3.48	27.48	0.019	
Sep.	1	4.49	1,939,680	0	4,500,000	52.00	0.52	8,463	1,929,640	4.47	23.17	0.016	
	2	7.81	3,373,920	0	4,500,000	52.00	0.52	8,463	3,365,457	7.79	23.17	0.016	
	3	4.04	1,745,280	0	4,500,000	52.00	0.52	8,463	1,736,817	4.02	23.17	0.016	
	4	2.94	1,270,080	0	4,500,000	52.00	0.52	8,463	1,261,617	2.92	23.17	0.016	
	5	2.45	1,058,400	137,196	4,500,000	52.00	0.52	8,463	912,740	2.11	23.17	0.016	
	6	8.71	3,762,720	70,820	4,500,000	52.00	0.52	8,463	3,683,437	8.53	23.17	0.016	
Oct.	1	2.65	1,144,800	0	4,500,000	52.00	0.52	9,368	1,136,337	2.63	25.65	0.018	
	2	2.15	928,800	139,993	4,500,000	52.00	0.52	9,368	779,439	1.80	25.65	0.018	
	3	2.10	907,200	0	4,500,000	52.00	0.52	9,368	897,832	2.08	25.65	0.018	
	4	1.84	794,880	316,276	4,500,000	52.00	0.52	9,368	469,235	1.09	25.65	0.018	
	5	1.93	833,760	120,618	4,500,000	52.00	0.52	9,368	703,773	1.63	25.65	0.018	
	6	2.04	1,057,536	104,836	4,500,000	52.00	0.52	11,242	943,331	2.18	30.77	0.022	
Nov.	1	1.67	721,440	346,834	4,500,000	52.00	0.52	8,341	363,364	0.84	22.83	0.016	
	2	1.70	734,400	411,849	4,500,000	52.00	0.52	8,341	314,210	0.73	22.83	0.016	
	3	1.86	803,520	476,865	4,500,000	52.00	0.52	8,341	318,314	0.74	22.83	0.016	
	4	1.71	738,720	260,062	4,500,000	52.00	0.52	8,341	470,317	1.09	22.83	0.016	
	5	1.67	721,440	325,077	4,500,000	52.00	0.52	8,341	388,021	0.90	22.83	0.016	
	6	1.53	660,960	325,077	4,500,000	52.00	0.52	8,341	327,541	0.76	22.83	0.016	
Dec.	1	1.40	604,800	351,227	4,500,000	52.00	0.52	9,368	245,231	0.57	25.65	0.018	
	2	1.39	600,480	351,227	4,500,000	52.00	0.52	9,368	239,884	0.56	25.65	0.018	
	3	1.34	578,880	349,059	4,500,000	52.00	0.52	9,368	220,452	0.51	25.65	0.018	
	4	1.30	561,600	346,891	4,500,000	52.00	0.52	9,368	205,341	0.48	25.65	0.018	
	5	1.24	535,680	344,723	4,500,000	52.00	0.52	9,368	181,589	0.42	25.65	0.018	
	6	1.20	622,080	388,520	4,500,000	52.00	0.52	11,242	224,192	0.52	30.77	0.022	

TABLE-1 WATER BALANCE(Irrigation Area:Rainy Season 1,180ha. Dry Season 620ha.)

Year	Month	Inflow 流入量(1) (m <sup>3</sup> /sec)	Inflow 流入量(2) (m <sup>3</sup> /5days)	Irr. Requirement 灌溉用水量 (m <sup>3</sup> /5days)	Storage Cap. 貯水量 m <sup>3</sup>	Water level 貯水位 E.L	Water Surface 貯水面積 Km <sup>2</sup>	Evap. 蒸發量 m <sup>3</sup>	Over Flow 越流流量 m <sup>3</sup>	Over Flow 越流水量 m <sup>3</sup> /sec	Evaporation 蒸發量 mm/5days	Effec. Evap. 蒸發量係數 m <sup>3</sup> /5days	
1977	Jan.	1	1.02	440,640	403,386	4,500,000	52.00	0.52	11,961	26,011	0.06	32.74	0.023
		2	1.02	440,640	403,386	4,500,000	52.00	0.52	11,961	25,293	0.06	32.74	0.023
		3	1.02	440,640	400,618	4,500,000	52.00	0.52	11,961	28,061	0.06	32.74	0.023
		4	1.02	440,640	397,850	4,500,000	52.00	0.52	11,961	30,829	0.07	32.74	0.023
		5	0.97	419,040	395,082	4,500,000	52.00	0.52	11,961	11,997	0.03	32.74	0.023
		6	0.96	497,664	448,231	4,500,000	52.00	0.52	14,353	37,472	0.09	39.29	0.028
	Feb.	1	0.97	419,040	392,130	4,500,000	52.00	0.52	16,309	12,557	0.03	44.64	0.031
		2	0.98	423,360	294,097	4,500,000	52.00	0.52	16,309	112,954	0.26	44.64	0.031
		3	1.00	432,000	196,065	4,500,000	52.00	0.52	16,309	219,626	0.51	44.64	0.031
		4	0.95	410,400	98,032	4,500,000	52.00	0.52	16,309	296,059	0.69	44.64	0.031
		5	0.85	367,200	0	4,500,000	52.00	0.52	16,309	350,891	0.81	44.64	0.031
		6	0.82	212,544	0	4,500,000	52.00	0.52	9,785	196,235	0.45	26.79	0.019
	Mar.	1	0.80	0	0	4,490,215	51.98	0.52	15,241	0	0.00	41.77	0.029
		2	0.80	345,600	0	4,500,000	52.00	0.52	15,261	320,574	0.74	41.77	0.029
		3	0.80	345,600	0	4,500,000	52.00	0.52	15,261	330,339	0.76	41.77	0.029
		4	0.80	345,600	0	4,500,000	52.00	0.52	15,261	330,339	0.76	41.77	0.029
		5	0.80	345,600	0	4,500,000	52.00	0.52	15,261	330,339	0.76	41.77	0.029
		6	0.78	404,352	0	4,500,000	52.00	0.52	18,313	389,091	0.90	50.13	0.035
	Apr.	1	0.76	328,320	0	4,500,000	52.00	0.52	14,004	310,007	0.72	38.33	0.027
		2	0.76	328,320	0	4,500,000	52.00	0.52	14,004	314,316	0.73	38.33	0.027
		3	0.72	311,040	0	4,500,000	52.00	0.52	14,004	297,036	0.69	38.33	0.027
		4	0.72	311,040	0	4,500,000	52.00	0.52	14,004	297,036	0.69	38.33	0.027
		5	0.72	311,040	0	4,500,000	52.00	0.52	14,004	297,036	0.69	38.33	0.027
		6	1.05	453,600	0	4,500,000	52.00	0.52	14,004	439,596	1.02	38.33	0.027
	May	1	0.68	293,760	0	4,500,000	52.00	0.52	8,661	279,756	0.65	23.71	0.017
		2	0.77	332,640	0	4,500,000	52.00	0.52	8,661	323,979	0.75	23.71	0.017
		3	0.93	401,760	0	4,500,000	52.00	0.52	8,661	393,099	0.91	23.71	0.017
		4	0.95	414,720	0	4,500,000	52.00	0.52	8,661	406,059	0.94	23.71	0.017
		5	0.99	427,680	0	4,500,000	52.00	0.52	8,661	419,019	0.97	23.71	0.017
		6	1.42	736,128	0	4,500,000	52.00	0.52	10,394	727,467	1.68	28.45	0.020
	Jun.	1	2.20	950,400	0	4,500,000	52.00	0.52	8,220	940,006	2.18	22.50	0.016
		2	1.79	773,280	0	4,500,000	52.00	0.52	8,220	765,060	1.77	22.50	0.016
		3	1.67	721,440	0	4,500,000	52.00	0.52	8,220	713,220	1.65	22.50	0.016
		4	2.17	937,440	0	4,500,000	52.00	0.52	8,220	929,220	2.15	22.50	0.016
		5	1.82	786,240	0	4,500,000	52.00	0.52	8,220	778,020	1.80	22.50	0.016
		6	2.36	1,019,520	0	4,500,000	52.00	0.52	8,220	1,011,300	2.34	22.50	0.016
	Jul.	1	2.00	864,000	0	4,500,000	52.00	0.52	7,245	855,780	1.98	19.83	0.014
		2	1.83	790,560	15,397	4,500,000	52.00	0.52	7,245	767,917	1.78	19.83	0.014
		3	2.52	1,088,640	322,387	4,500,000	52.00	0.52	7,245	759,008	1.76	19.83	0.014
		4	2.84	1,226,880	0	4,500,000	52.00	0.52	7,245	1,219,635	2.82	19.83	0.014
		5	1.72	743,040	0	4,500,000	52.00	0.52	7,245	735,795	1.70	19.83	0.014
		6	2.27	1,176,768	0	4,500,000	52.00	0.52	8,694	1,169,523	2.71	23.80	0.017
	Aug.	1	2.64	1,140,480	0	4,500,000	52.00	0.52	8,367	1,131,786	2.62	22.90	0.016
		2	2.08	898,560	0	4,500,000	52.00	0.52	8,367	890,193	2.06	22.90	0.016
		3	2.26	976,520	0	4,500,000	52.00	0.52	8,367	967,953	2.24	22.90	0.016
		4	2.74	1,183,680	0	4,500,000	52.00	0.52	8,367	1,175,313	2.72	22.90	0.016
		5	2.08	898,560	0	4,500,000	52.00	0.52	8,367	890,193	2.06	22.90	0.016
		6	2.24	1,161,216	0	4,500,000	52.00	0.52	10,040	1,152,849	2.67	27.48	0.019
Sep.	1	5.47	2,363,040	0	4,500,000	52.00	0.52	8,463	2,353,000	5.45	23.17	0.016	
	2	16.31	7,045,920	0	4,500,000	52.00	0.52	8,463	7,037,457	16.29	23.17	0.016	
	3	8.47	3,659,040	0	4,500,000	52.00	0.52	8,463	3,650,577	8.45	23.17	0.016	
	4	13.74	5,935,680	0	4,500,000	52.00	0.52	8,463	5,927,217	13.72	23.17	0.016	
	5	8.59	3,710,880	137,196	4,500,000	52.00	0.52	8,463	3,565,220	8.25	23.17	0.016	
	6	2.24	967,680	70,820	4,500,000	52.00	0.52	8,463	888,397	2.06	23.17	0.016	
Oct.	1	3.01	1,300,320	0	4,500,000	52.00	0.52	9,368	1,291,857	2.99	25.65	0.018	
	2	2.18	941,760	139,993	4,500,000	52.00	0.52	9,368	792,399	1.83	25.65	0.018	
	3	1.90	820,800	0	4,500,000	52.00	0.52	9,368	811,432	1.88	25.65	0.018	
	4	2.20	950,400	316,276	4,500,000	52.00	0.52	9,368	624,755	1.45	25.65	0.018	
	5	1.86	803,520	120,618	4,500,000	52.00	0.52	9,368	673,533	1.56	25.65	0.018	
	6	1.74	902,016	104,836	4,500,000	52.00	0.52	11,242	787,811	1.82	30.77	0.022	
Nov.	1	1.68	725,760	346,834	4,500,000	52.00	0.52	8,341	367,684	0.85	22.83	0.016	
	2	1.83	790,560	411,849	4,500,000	52.00	0.52	8,341	370,370	0.86	22.83	0.016	
	3	1.84	794,880	476,865	4,500,000	52.00	0.52	8,341	309,674	0.72	22.83	0.016	
	4	1.77	764,640	260,062	4,500,000	52.00	0.52	8,341	496,237	1.15	22.83	0.016	
	5	4.79	2,069,280	325,077	4,500,000	52.00	0.52	8,341	1,735,861	4.02	22.83	0.016	
	6	1.84	794,880	325,077	4,500,000	52.00	0.52	8,341	461,461	1.07	22.83	0.016	
Dec.	1	1.60	691,200	351,227	4,500,000	52.00	0.52	9,368	331,631	0.77	25.65	0.018	
	2	1.61	695,520	351,227	4,500,000	52.00	0.52	9,368	334,924	0.78	25.65	0.018	
	3	1.61	695,520	349,059	4,500,000	52.00	0.52	9,368	337,092	0.78	25.65	0.018	
	4	1.40	604,800	346,891	4,500,000	52.00	0.52	9,368	248,541	0.58	25.65	0.018	
	5	1.20	518,400	344,723	4,500,000	52.00	0.52	9,368	164,309	0.38	25.65	0.018	
	6	1.20	622,080	388,520	4,500,000	52.00	0.52	11,242	224,192	0.52	30.77	0.022	

TABLE-1 WATER BALANCE(Irrigation Area:Rainy Season 1,180ha. Dry Season 620ha.)

Year	Month	Inflow	Inflow	Irr. Requirement	Storage Cap.	Water level	Water Surface	Evap.	Over Flow	Over Flow	Evaporation	Effec. Evap.	
年	月	流入量(1)	流入量(2)	灌溉用水量	貯水量	貯水位	貯水面積	蒸發量	超流流量	超流水量	蒸發量	蒸發量保數	
		(m <sup>3</sup> /sec)	(m <sup>3</sup> /5days)	(m <sup>3</sup> /5days)	m <sup>3</sup>	EL	Km <sup>2</sup>	m <sup>3</sup>	m <sup>3</sup>	m <sup>3</sup> /sec	mm/5days	m <sup>3</sup> /5days	
1978	Jan.	1	0.91	393,120	403,386	4,478,491	51.95	0.52	11,928	0	0.00	32.74	0.023
		2	0.87	375,840	403,386	4,439,017	51.85	0.52	11,867	0	0.00	32.74	0.023
		3	0.85	367,200	400,618	4,393,732	51.74	0.51	11,797	0	0.00	32.74	0.023
		4	0.85	367,200	397,850	4,351,286	51.64	0.51	11,731	0	0.00	32.74	0.023
		5	0.84	362,880	395,082	4,307,353	51.54	0.51	11,663	0	0.00	32.74	0.023
		6	0.80	414,720	448,231	4,262,179	51.43	0.51	13,912	0	0.00	39.29	0.028
	Feb.	1	0.80	345,600	392,130	4,201,737	51.28	0.50	15,679	0	0.00	44.64	0.031
		2	0.78	336,960	294,097	4,228,921	51.35	0.50	15,737	0	0.00	44.64	0.031
		3	0.78	336,960	196,065	4,354,079	51.65	0.51	16,001	0	0.00	44.64	0.031
		4	0.76	328,320	98,032	4,500,000	52.00	0.52	16,309	68,366	0.16	44.64	0.031
		5	0.76	328,320	0	4,500,000	52.00	0.52	16,309	312,011	0.72	44.64	0.031
		6	0.76	196,992	0	4,500,000	52.00	0.52	9,785	180,683	0.42	26.79	0.019
	Mar.	1	0.76	328,320	0	4,500,000	52.00	0.52	15,261	318,535	0.74	41.77	0.029
		2	0.72	311,040	0	4,500,000	52.00	0.52	15,261	295,779	0.68	41.77	0.029
		3	0.72	311,040	0	4,500,000	52.00	0.52	15,261	295,779	0.68	41.77	0.029
		4	0.72	311,040	0	4,500,000	52.00	0.52	15,261	295,779	0.68	41.77	0.029
		5	0.72	311,040	0	4,500,000	52.00	0.52	15,261	295,779	0.68	41.77	0.029
		6	0.71	368,064	0	4,500,000	52.00	0.52	18,313	352,803	0.82	50.13	0.035
	Apr.	1	0.68	293,760	0	4,500,000	52.00	0.52	14,004	275,447	0.64	38.33	0.027
		2	0.68	293,760	0	4,500,000	52.00	0.52	14,004	279,756	0.65	38.33	0.027
		3	0.68	293,760	0	4,500,000	52.00	0.52	14,004	279,756	0.65	38.33	0.027
		4	0.68	293,760	0	4,500,000	52.00	0.52	14,004	279,756	0.65	38.33	0.027
		5	0.65	280,800	0	4,500,000	52.00	0.52	14,004	266,796	0.62	38.33	0.027
		6	0.65	280,800	0	4,500,000	52.00	0.52	14,004	266,796	0.62	38.33	0.027
May	1	0.65	280,800	0	4,500,000	52.00	0.52	8,661	266,796	0.62	23.71	0.017	
	2	0.65	280,800	0	4,500,000	52.00	0.52	8,661	272,139	0.63	23.71	0.017	
	3	0.88	380,160	0	4,500,000	52.00	0.52	8,661	371,499	0.86	23.71	0.017	
	4	0.67	289,440	0	4,500,000	52.00	0.52	8,661	280,779	0.65	23.71	0.017	
	5	0.76	328,320	0	4,500,000	52.00	0.52	8,661	319,659	0.74	23.71	0.017	
	6	0.78	404,352	0	4,500,000	52.00	0.52	10,394	395,691	0.92	28.45	0.020	
Jun.	1	1.40	604,800	0	4,500,000	52.00	0.52	8,220	594,406	1.38	22.50	0.016	
	2	1.70	734,400	0	4,500,000	52.00	0.52	8,220	726,180	1.68	22.50	0.016	
	3	1.16	501,120	0	4,500,000	52.00	0.52	8,220	492,900	1.14	22.50	0.016	
	4	1.70	734,400	0	4,500,000	52.00	0.52	8,220	726,180	1.68	22.50	0.016	
	5	1.74	751,680	0	4,500,000	52.00	0.52	8,220	743,460	1.72	22.50	0.016	
	6	1.19	514,080	0	4,500,000	52.00	0.52	8,220	505,860	1.17	22.50	0.016	
Jul.	1	2.12	915,840	0	4,500,000	52.00	0.52	7,245	907,620	2.10	19.83	0.014	
	2	2.36	1,019,520	15,397	4,500,000	52.00	0.52	7,245	996,877	2.31	19.83	0.014	
	3	2.17	937,440	322,387	4,500,000	52.00	0.52	7,245	607,908	1.41	19.83	0.014	
	4	2.52	1,088,640	0	4,500,000	52.00	0.52	7,245	1,081,395	2.50	19.83	0.014	
	5	3.63	1,568,160	0	4,500,000	52.00	0.52	7,245	1,560,915	3.61	19.83	0.014	
	6	2.69	1,394,496	0	4,500,000	52.00	0.52	8,694	1,387,251	3.21	23.00	0.017	
Aug.	1	2.21	954,720	0	4,500,000	52.00	0.52	8,367	946,026	2.19	22.90	0.016	
	2	5.08	2,194,560	0	4,500,000	52.00	0.52	8,367	2,186,193	5.06	22.90	0.016	
	3	9.64	4,164,480	0	4,500,000	52.00	0.52	8,367	4,156,113	9.62	22.90	0.016	
	4	6.46	2,790,720	0	4,500,000	52.00	0.52	8,367	2,782,353	6.44	22.90	0.016	
	5	16.81	7,261,920	0	4,500,000	52.00	0.52	8,367	7,253,553	16.79	22.90	0.016	
	6	8.43	4,370,112	0	4,500,000	52.00	0.52	10,040	4,361,745	10.10	27.48	0.019	
Sep.	1	3.12	1,347,840	0	4,500,000	52.00	0.52	8,463	1,337,800	3.10	23.17	0.016	
	2	3.12	1,347,840	0	4,500,000	52.00	0.52	8,463	1,339,377	3.10	23.17	0.016	
	3	3.12	1,347,840	0	4,500,000	52.00	0.52	8,463	1,339,377	3.10	23.17	0.016	
	4	3.12	1,347,840	0	4,500,000	52.00	0.52	8,463	1,339,377	3.10	23.17	0.016	
	5	3.12	1,347,840	137,196	4,500,000	52.00	0.52	8,463	1,202,180	2.78	23.17	0.016	
	6	3.12	1,347,840	70,820	4,500,000	52.00	0.52	8,463	1,268,557	2.94	23.17	0.016	
Oct.	1	1.98	855,360	0	4,500,000	52.00	0.52	9,368	846,897	1.96	25.65	0.018	
	2	1.98	855,360	139,993	4,500,000	52.00	0.52	9,368	705,999	1.63	25.65	0.018	
	3	1.98	855,360	0	4,500,000	52.00	0.52	9,368	845,992	1.96	25.65	0.018	
	4	1.98	855,360	316,276	4,500,000	52.00	0.52	9,368	529,715	1.23	25.65	0.018	
	5	1.98	855,360	120,618	4,500,000	52.00	0.52	9,368	725,373	1.68	25.65	0.018	
	6	1.98	1,026,432	104,836	4,500,000	52.00	0.52	11,242	912,227	2.11	30.77	0.022	
Nov.	1	1.01	436,320	346,834	4,500,000	52.00	0.52	8,341	78,244	0.18	22.83	0.016	
	2	1.01	436,320	411,849	4,500,000	52.00	0.52	8,341	16,130	0.04	22.83	0.016	
	3	1.01	436,320	476,865	4,451,114	51.88	0.52	8,289	0	0.00	22.83	0.016	
	4	1.01	436,320	260,062	4,500,000	52.00	0.52	8,341	119,084	0.28	22.83	0.016	
	5	1.01	436,320	325,077	4,500,000	52.00	0.52	8,341	102,901	0.24	22.83	0.016	
	6	1.01	436,320	325,077	4,500,000	52.00	0.52	8,341	102,901	0.24	22.83	0.016	
Dec.	1	0.60	259,200	351,227	4,399,631	51.76	0.52	9,247	0	0.00	25.65	0.018	
	2	0.60	259,200	351,227	4,298,357	51.52	0.51	9,124	0	0.00	25.65	0.018	
	3	0.60	259,200	349,059	4,199,374	51.28	0.50	9,004	0	0.00	25.65	0.018	
	4	0.60	259,200	346,891	4,102,679	51.05	0.50	8,887	0	0.00	25.65	0.018	
	5	0.60	259,200	344,723	4,008,269	50.82	0.49	8,773	0	0.00	25.65	0.018	
	6	0.60	311,040	388,520	3,922,016	50.61	0.48	10,402	0	0.00	30.77	0.022	

TABLE-1 WATER BALANCE(Irrigation Area:Rainy Season 1,180ha. Dry Season 620ha.)

Year	Month	Inflow	Inflow	Irr. Requirement	Storage Cap.	Water level	Water Surface	Evap.	Over Flow	Over Flow	Evaporation	Effec. Evap.	
年	月	流入量(1)	流入量(2)	灌溉用水量	貯水量	貯水位	貯水面積	蒸發量	超流量	超流量	蒸發量	蒸發量係數	
		(m <sup>3</sup> /sec)	(m <sup>3</sup> /days)	(m <sup>3</sup> /days)	m <sup>3</sup>	EL	Km <sup>2</sup>	m <sup>3</sup>	m <sup>3</sup>	m <sup>3</sup> /sec	mm/5days	m <sup>3</sup> /5days	
1979	Jan.	1	0.70	302,400	403,386	3,810,628	50.35	0.48	10,895	0	0.00	32.74	0.023
		2	0.70	302,400	403,386	3,658,747	50.08	0.47	10,721	0	0.00	32.74	0.023
		3	0.68	293,760	400,618	3,581,168	49.79	0.46	10,540	0	0.00	32.74	0.023
		4	0.68	293,760	397,850	3,466,538	49.52	0.45	10,362	0	0.00	32.74	0.023
		5	0.68	293,760	395,082	3,354,854	49.25	0.44	10,189	0	0.00	32.74	0.023
		6	0.67	347,328	448,231	3,243,762	48.99	0.44	12,021	0	0.00	39.29	0.028
	Feb.	1	0.67	289,440	392,130	3,129,051	48.71	0.43	13,417	0	0.00	44.64	0.031
		2	0.67	289,440	294,097	3,110,977	48.67	0.43	13,379	0	0.00	44.64	0.031
		3	0.66	285,120	196,065	3,186,653	48.85	0.43	13,538	0	0.00	44.64	0.031
		4	0.65	280,800	98,032	3,355,882	49.25	0.44	13,895	0	0.00	44.64	0.031
		5	0.65	280,800	0	3,622,787	49.89	0.46	14,458	0	0.00	44.64	0.031
		6	0.65	168,480	0	3,776,809	50.26	0.47	8,870	0	0.00	26.79	0.019
	Mar.	1	0.63	272,160	0	4,040,099	50.90	0.49	14,353	0	0.00	41.77	0.029
		2	0.63	272,160	0	4,297,906	51.51	0.51	14,862	0	0.00	41.77	0.029
		3	0.63	272,160	0	4,500,000	52.00	0.52	15,261	55,205	0.13	41.77	0.029
		4	0.60	259,200	0	4,500,000	52.00	0.52	15,261	243,939	0.56	41.77	0.029
		5	0.59	254,880	0	4,500,000	52.00	0.52	15,261	239,619	0.55	41.77	0.029
		6	0.58	300,672	0	4,500,000	52.00	0.52	18,313	285,411	0.66	50.13	0.035
	Apr.	1	0.50	216,000	0	4,500,000	52.00	0.52	14,004	197,687	0.46	38.33	0.027
		2	0.50	216,000	0	4,500,000	52.00	0.52	14,004	201,996	0.47	38.33	0.027
		3	0.58	250,560	0	4,500,000	52.00	0.52	14,004	236,556	0.55	38.33	0.027
		4	0.50	216,000	0	4,500,000	52.00	0.52	14,004	201,996	0.47	38.33	0.027
		5	0.87	375,840	0	4,500,000	52.00	0.52	14,004	361,836	0.84	38.33	0.027
		6	0.81	349,920	0	4,500,000	52.00	0.52	14,004	335,916	0.78	38.33	0.027
	May	1	0.97	419,040	0	4,500,000	52.00	0.52	8,661	405,036	0.94	23.71	0.017
		2	0.83	358,560	0	4,500,000	52.00	0.52	8,661	349,899	0.81	23.71	0.017
		3	1.38	596,160	0	4,500,000	52.00	0.52	8,661	587,459	1.36	23.71	0.017
		4	2.44	1,054,080	0	4,500,000	52.00	0.52	8,661	1,045,419	2.42	23.71	0.017
		5	1.40	604,800	0	4,500,000	52.00	0.52	8,661	596,139	1.38	23.71	0.017
		6	1.10	570,240	0	4,500,000	52.00	0.52	10,394	561,579	1.30	28.45	0.020
	Jun.	1	1.34	578,880	0	4,500,000	52.00	0.52	8,220	568,486	1.32	22.50	0.016
		2	1.27	548,640	0	4,500,000	52.00	0.52	8,220	540,420	1.25	22.50	0.016
		3	1.10	475,200	0	4,500,000	52.00	0.52	8,220	466,960	1.08	22.50	0.016
		4	1.30	561,600	0	4,500,000	52.00	0.52	8,220	553,380	1.28	22.50	0.016
		5	1.41	609,120	0	4,500,000	52.00	0.52	8,220	600,900	1.39	22.50	0.016
		6	1.12	483,840	0	4,500,000	52.00	0.52	8,220	475,620	1.10	22.50	0.016
	Jul.	1	1.38	596,160	0	4,500,000	52.00	0.52	7,245	587,940	1.36	19.83	0.014
		2	1.33	574,560	15,397	4,500,000	52.00	0.52	7,245	551,917	1.28	19.83	0.014
		3	1.55	669,600	322,387	4,500,000	52.00	0.52	7,245	339,968	0.79	19.83	0.014
		4	1.85	799,200	0	4,500,000	52.00	0.52	7,245	791,955	1.83	19.83	0.014
		5	1.86	803,520	0	4,500,000	52.00	0.52	7,245	796,275	1.84	19.83	0.014
		6	2.33	1,207,872	0	4,500,000	52.00	0.52	8,694	1,200,627	2.78	23.80	0.017
	Aug.	1	5.13	2,216,160	0	4,500,000	52.00	0.52	8,367	2,207,466	5.11	22.90	0.016
		2	4.47	1,931,040	0	4,500,000	52.00	0.52	8,367	1,922,673	4.45	22.90	0.016
		3	17.51	7,564,320	0	4,500,000	52.00	0.52	8,367	7,555,953	17.49	22.90	0.016
		4	6.32	2,730,240	0	4,500,000	52.00	0.52	8,367	2,721,873	6.30	22.90	0.016
		5	2.07	894,240	0	4,500,000	52.00	0.52	8,367	885,873	2.05	22.90	0.016
		6	1.45	751,680	0	4,500,000	52.00	0.52	10,040	743,313	1.72	27.48	0.019
Sep.	1	1.81	781,920	0	4,500,000	52.00	0.52	8,463	771,880	1.79	23.17	0.016	
	2	1.23	531,360	0	4,500,000	52.00	0.52	8,463	522,897	1.21	23.17	0.016	
	3	1.69	730,080	0	4,500,000	52.00	0.52	8,463	721,617	1.67	23.17	0.016	
	4	1.59	686,880	0	4,500,000	52.00	0.52	8,463	678,417	1.57	23.17	0.016	
	5	1.68	725,760	137,196	4,500,000	52.00	0.52	8,463	580,190	1.34	23.17	0.016	
	6	1.95	842,400	70,820	4,500,000	52.00	0.52	8,463	763,117	1.77	23.17	0.016	
Oct.	1	1.84	794,880	0	4,500,000	52.00	0.52	9,368	786,417	1.82	25.65	0.018	
	2	1.64	708,480	139,993	4,500,000	52.00	0.52	9,368	559,119	1.29	25.65	0.018	
	3	1.44	622,080	0	4,500,000	52.00	0.52	9,368	612,712	1.42	25.65	0.018	
	4	1.94	838,080	316,276	4,500,000	52.00	0.52	9,368	512,435	1.19	25.65	0.018	
	5	1.78	768,960	120,618	4,500,000	52.00	0.52	9,368	638,973	1.48	25.65	0.018	
	6	1.59	824,256	104,836	4,500,000	52.00	0.52	11,242	710,051	1.64	30.77	0.022	
Nov.	1	1.01	436,320	346,834	4,500,000	52.00	0.52	8,341	78,244	0.18	22.83	0.016	
	2	1.01	436,320	411,849	4,500,000	52.00	0.52	8,341	16,130	0.04	22.83	0.016	
	3	1.01	436,320	476,865	4,451,114	51.88	0.52	8,289	0	0.00	22.83	0.016	
	4	1.01	436,320	260,062	4,500,000	52.00	0.52	8,341	119,084	0.28	22.83	0.016	
	5	1.01	436,320	325,077	4,500,000	52.00	0.52	8,341	102,901	0.24	22.83	0.016	
	6	1.01	436,320	325,077	4,500,000	52.00	0.52	8,341	102,901	0.24	22.83	0.016	
Dec.	1	0.60	259,200	351,227	4,399,631	51.76	0.52	9,247	0	0.00	25.65	0.018	
	2	0.60	259,200	351,227	4,298,357	51.52	0.51	9,124	0	0.00	25.65	0.018	
	3	0.60	259,200	349,059	4,199,374	51.28	0.50	9,004	0	0.00	25.65	0.018	
	4	0.60	259,200	346,891	4,102,679	51.05	0.50	8,887	0	0.00	25.65	0.018	
	5	0.60	259,200	344,723	4,008,269	50.82	0.49	8,773	0	0.00	25.65	0.018	
	6	0.60	311,040	388,520	3,922,016	50.61	0.48	10,402	0	0.00	30.77	0.022	

Fig.1 Water Balance(Storage Capacity 1960 to 1979)




Fig.2 Water Balance(Storage Capacity 1960 to 1964)

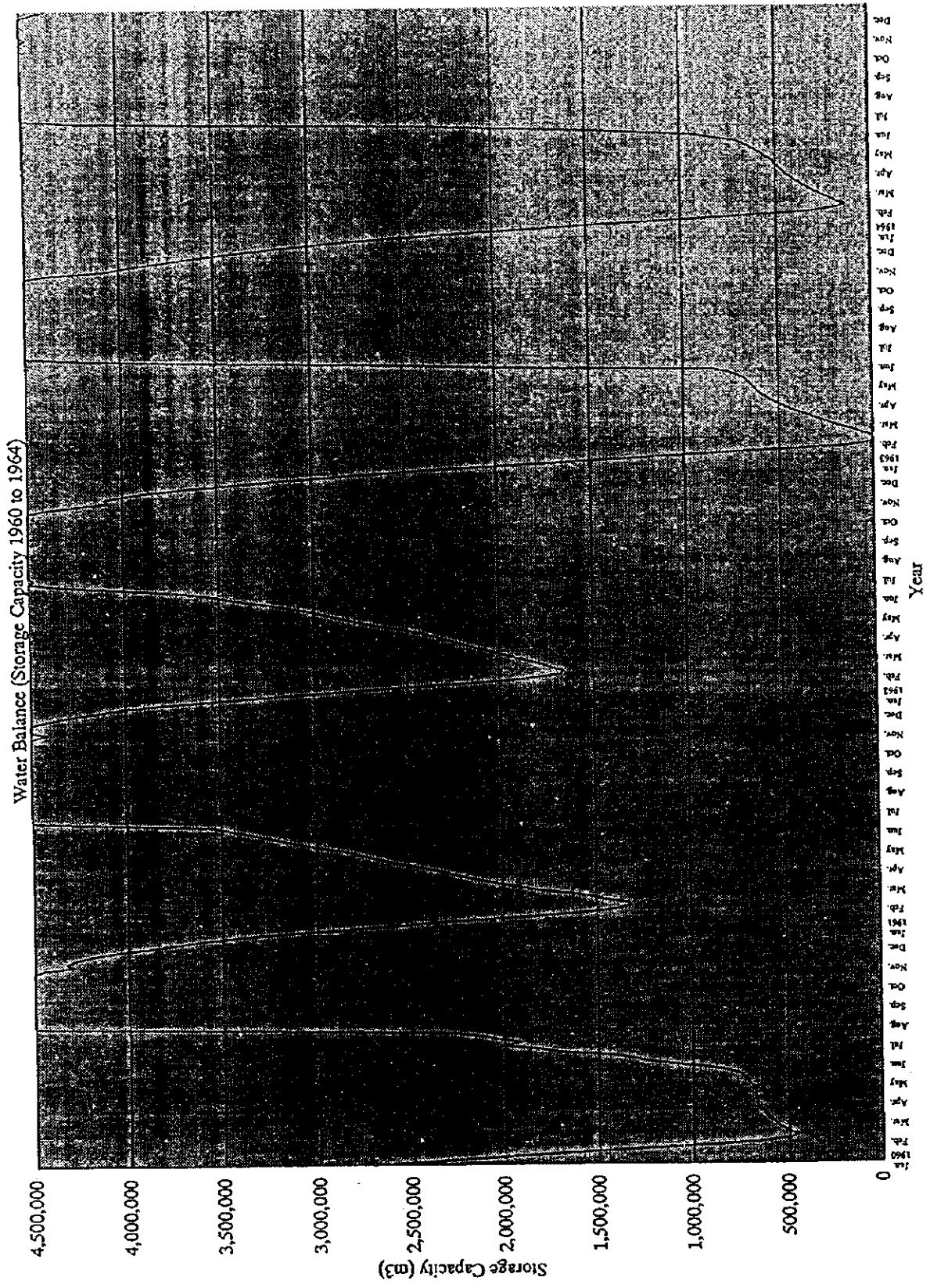


Fig.3 Water Balance(Storage Capacity 1965 to 1969)






Fig.4 Water Balance(Storage Capacity 1970 to 1974)




Fig.5 Water Balance(Storage Capacity 1975 to 1979)

