

資料5. その他のデータ

- (1) ごみ量・ごみ質調査結果
- (2) 人口データ
- (3) アレッポ市ごみ収集車両稼働実績
- (4) ダマスカス市ごみ収集車両稼働実績
- (5) 車両の稼働率低下特性について

(1) ごみ量・ごみ質調査結果

ごみ量、ごみ質調査

計画収集区域におけるごみ発生量を算定するに当たり、計画収集区域における代表的な下記地区から各サンプルを抽出し、8日間に渡りごみ量調査及びごみ質調査を行った。

| | | |
|------------|-------|----------------|
| ・家庭ごみ | 高所得者層 | 1 サンプル、10 世帯 |
| | 中所得者層 | 2 サンプル、各 10 世帯 |
| | 低所得者層 | 2 サンプル、各 10 世帯 |
| ・商業ごみ | 店舗 | 2 サンプル、各 4 店舗 |
| | レストラン | 2 サンプル、各 1 店舗 |
| ・市場ごみ | | 1 サンプル |
| ・官公庁オフィスごみ | | 1 サンプル |
| ・オフィスごみ | | 1 サンプル |
| ・道路ごみ | | 1 サンプル |

1. ごみ量

発生原単位について調査結果を表 資-5-1-1 に示す。

表 資-5-1-1 発生原単位及び見かけ比重

| 分 類 | 発生原単位 | 見かけ 比 重 |
|---------|-----------------------------|------------|
| 家庭ごみ | | |
| 高所得者層 | 0.68 Kg/人日 | 0.23 |
| 中所得者層 | 0.50 Kg/人日 | 0.21 |
| 低所得者層 | 0.42 Kg/人日 | 0.29 |
| 商業ごみ | | |
| 店舗 | 6.51 Kg/100m ² | 0.09 |
| レストラン | 29.81 Kg/100m ² | 0.48 |
| 市場ごみ | 125.90 Kg/100m ² | 0.32 |
| 官公庁ワスごみ | 0.60 Kg/100m ² | 0.06 |
| ワスごみ | 0.82 Kg/100m ² | 0.06 |
| 道路ごみ | 10.80 Kg/100m | 0.30 |

なお、ごみ量調査の詳細データを表 資-5-1-3 に示す。

2. ごみ質

ごみ質については、連続8日間のサンプリングのうち第1日、第3日及び第5日のサンプルについて分析調査を行い、その結果を表 資-5-1-2 に示す。ごみ発生量の約 95% を占める家庭ごみ、商業ごみ及び市場ごみの厨芥類の占める割合は約 70%で、コンポスト処理に適したごみとすることができる。

表 資-5-1-2 ごみ質調査結果

(%)

| 組 成 | 家庭ごみ | | | 商業ごみ | 市場ごみ | 官庁ごみ | 雑ごみ | 道路ごみ |
|----------------|-------|-------|-------|-------|-------|-------|-------|-------|
| | 高所得 | 中所得 | 低所得 | | | | | |
| 可燃物 | | | | | | | | |
| 紙類 | 14.1 | 14.3 | 7.3 | 9.0 | 2.0 | 38.1 | 46.3 | 3.0 |
| 布類 | 1.9 | 2.0 | 2.7 | 2.1 | 2.1 | 0.6 | 0.0 | 0.7 |
| プラスチック | 15.5 | 8.4 | 6.5 | 7.8 | 8.7 | 16.9 | 16.5 | 15.6 |
| ゴム、皮革 | 0.0 | 2.0 | 1.1 | 0.0 | 27.7 | 0.0 | 0.8 | 1.3 |
| 木竹類 | 0.0 | 0.2 | 0.2 | 0.0 | 0.0 | 0.0 | 0.0 | 0.7 |
| 厨芥 | 67.3 | 70.3 | 76.4 | 74.2 | 53.9 | 8.1 | 22.0 | 6.2 |
| その他 (5mm以上) | 0.0 | 0.1 | 0.1 | 0.2 | 0.0 | 13.8 | 1.6 | 31.3 |
| その他 (5mm以下) | 0.6 | 0.7 | 1.5 | 0.3 | 0.6 | 18.8 | 0.0 | 18.6 |
| 小 計 | 99.3 | 98.0 | 95.9 | 93.6 | 95.0 | 96.3 | 87.3 | 77.5 |
| 不燃物 | | | | | | | | |
| 金属類 | 0.7 | 1.6 | 1.3 | 2.8 | 2.1 | 0.0 | 12.7 | 0.1 |
| ガラス | 0.0 | 0.4 | 1.8 | 2.7 | 0.6 | 3.7 | 0.0 | 0.2 |
| 陶磁器 | 0.0 | 0.0 | 0.7 | 0.8 | 2.2 | 0.0 | 0.0 | 0.0 |
| 石 | 0.0 | 0.1 | 0.3 | 0.2 | 0.1 | 0.0 | 0.0 | 22.2 |
| 小 計 | 0.7 | 2.0 | 4.1 | 6.4 | 5.0 | 3.7 | 12.7 | 22.5 |
| 合 計 | 100.0 | 100.0 | 100.0 | 100.0 | 100.0 | 100.0 | 100.0 | 100.0 |

表資-5-1-3 ごみ量調査詳細データ

1. 高所得者層家庭ごみ(Forqan)

| 日付 | 項目 | 1 | 2 | 3 | 4 | 5 | 6 | 7 | 8 | 9 | 10 | 合計 |
|-----------|----------|--------|-------|-------|-------|--------|--------|-------|-------|-------|--------|--------|
| 世帯数 | | 5 | 6 | 5 | 4 | 5 | 3 | 4 | 3 | 2 | 4 | 41 |
| 床面積 (㎡) | | 300 | 300 | 350 | 300 | 300 | 300 | 300 | 300 | 300 | 300 | 3,050 |
| 11月22日(土) | 重量(kg) | 4.50 | 7.00 | 1.50 | 1.80 | 4.60 | 2.20 | 2.90 | 1.60 | 0.75 | 5.10 | 31.95 |
| | 容積(l) | 15.00 | 13.00 | 10.00 | 9.00 | 19.00 | 8.00 | 6.00 | 25.00 | 9.00 | 19.00 | 133.00 |
| | 見かけ比重(-) | | | | | | | | | | | 0.24 |
| 11月23日(日) | 重量(kg) | 5.10 | 6.00 | 1.00 | 2.20 | 2.90 | 3.90 | 1.40 | 2.10 | 0.46 | 3.20 | 28.26 |
| | 容積(l) | 29.00 | 10.00 | 6.00 | 13.00 | 24.00 | 18.00 | 6.00 | 16.00 | 8.00 | 18.00 | 148.00 |
| | 見かけ比重(-) | | | | | | | | | | | 0.19 |
| 11月24日(月) | 重量(kg) | 2.50 | 12.00 | 1.00 | 1.30 | 3.10 | 4.20 | 2.10 | 2.00 | 2.40 | 2.30 | 32.90 |
| | 容積(l) | 9.00 | 19.00 | 8.00 | 5.00 | 12.00 | 14.00 | 4.00 | 5.00 | 15.00 | 7.00 | 98.00 |
| | 見かけ比重(-) | | | | | | | | | | | 0.34 |
| 11月25日(火) | 重量(kg) | 2.30 | 3.50 | 2.10 | 1.50 | 4.60 | 2.10 | 4.90 | 1.80 | 3.00 | 6.20 | 32.00 |
| | 容積(l) | 14.00 | 10.00 | 11.00 | 16.00 | 18.00 | 15.00 | 20.00 | 12.00 | 18.00 | 17.00 | 151.00 |
| | 見かけ比重(-) | | | | | | | | | | | 0.21 |
| 11月26日(水) | 重量(kg) | 0.90 | 5.10 | 3.50 | 3.00 | 1.00 | 1.50 | 2.50 | 1.00 | 0.50 | 1.50 | 20.50 |
| | 容積(l) | 13.00 | 8.00 | 6.00 | 13.00 | 10.00 | 8.00 | 14.00 | 13.00 | 3.00 | 6.00 | 94.00 |
| | 見かけ比重(-) | | | | | | | | | | | 0.22 |
| 11月27日(木) | 重量(kg) | 1.80 | 4.30 | 3.50 | 1.90 | 3.50 | 3.50 | 2.70 | 2.40 | 0.30 | 7.00 | 30.90 |
| | 容積(l) | 9.00 | 9.00 | 14.00 | 11.00 | 18.00 | 33.00 | 5.00 | 10.00 | 2.00 | 15.00 | 126.00 |
| | 見かけ比重(-) | | | | | | | | | | | 0.25 |
| 11月28日(金) | 重量(kg) | 1.20 | 6.20 | 1.20 | 4.60 | 0.40 | 3.50 | 2.60 | 0.45 | 0.60 | 2.40 | 23.15 |
| | 容積(l) | 10.00 | 10.00 | 11.00 | 15.00 | 3.00 | 15.00 | 12.00 | 2.00 | 6.00 | 9.00 | 93.00 |
| | 見かけ比重(-) | | | | | | | | | | | 0.25 |
| 11月29日(土) | 重量(kg) | 1.50 | 2.00 | 4.20 | 1.20 | 6.80 | 2.80 | 1.70 | 0.60 | 0.33 | 3.50 | 24.63 |
| | 容積(l) | 20.00 | 20.00 | 18.00 | 8.00 | 17.00 | 10.00 | 8.00 | 11.00 | 2.00 | 19.00 | 133.00 |
| | 見かけ比重(-) | | | | | | | | | | | 0.19 |
| 合計 | 重量(kg) | 19.80 | 46.10 | 18.00 | 17.50 | 26.90 | 23.70 | 20.80 | 11.95 | 8.34 | 31.20 | 224.29 |
| | 容積(l) | 119.00 | 99.00 | 84.00 | 90.00 | 121.00 | 121.00 | 75.00 | 94.00 | 63.00 | 110.00 | 976.00 |
| | 見かけ比重(-) | | | | | | | | | | | 0.23 |

発生原単位 0.68 kg/人日
平均見かけ比重 0.23

2. 中所得者層家庭ごみ(Sef Al Dolah)

| 日付 | 項目 | 1 | 2 | 3 | 4 | 5 | 6 | 7 | 8 | 9 | 10 | 合計 |
|-----------|----------|-------|-------|--------|-------|-------|--------|-------|-------|-------|--------|--------|
| 世帯数 | | 5 | 5 | 7 | 5 | 6 | 7 | 5 | 4 | 5 | 5 | 54 |
| 床面積 (㎡) | | 58 | 58 | 65 | 65 | 65 | 65 | 65 | 65 | 65 | 65 | 636 |
| 11月22日(土) | 重量(kg) | 1.70 | 7.70 | 9.00 | 2.30 | 2.90 | 5.00 | 2.00 | 1.80 | 1.80 | 25.00 | 59.20 |
| | 容積(l) | 6.00 | 24.00 | 27.00 | 10.00 | 12.00 | 24.00 | 21.00 | 10.00 | 10.00 | 26.00 | 170.00 |
| | 見かけ比重(-) | | | | | | | | | | | 0.35 |
| 11月23日(日) | 重量(kg) | 2.10 | 1.60 | 3.00 | 3.20 | 2.10 | 3.90 | 1.50 | 1.00 | 2.60 | 6.00 | 27.00 |
| | 容積(l) | 10.00 | 12.00 | 16.00 | 11.00 | 8.00 | 19.00 | 17.00 | 3.00 | 8.00 | 10.00 | 114.00 |
| | 見かけ比重(-) | | | | | | | | | | | 0.24 |
| 11月24日(月) | 重量(kg) | 0.60 | 1.10 | 1.50 | 1.50 | 2.70 | 2.50 | 0.80 | 2.00 | 0.90 | 0.80 | 14.40 |
| | 容積(l) | 4.00 | 10.00 | 16.00 | 8.00 | 15.00 | 11.00 | 7.00 | 5.00 | 4.00 | 7.00 | 87.00 |
| | 見かけ比重(-) | | | | | | | | | | | 0.17 |
| 11月25日(火) | 重量(kg) | 1.00 | 2.20 | 4.40 | 0.46 | 1.00 | 2.60 | 1.60 | 1.20 | 1.80 | 1.40 | 17.66 |
| | 容積(l) | 5.00 | 8.00 | 20.00 | 4.00 | 4.00 | 17.00 | 11.00 | 12.00 | 12.00 | 10.00 | 103.00 |
| | 見かけ比重(-) | | | | | | | | | | | 0.17 |
| 11月26日(水) | 重量(kg) | 0.95 | 1.50 | 4.20 | 1.50 | 2.50 | 4.30 | 1.50 | 4.00 | 3.10 | 5.50 | 29.05 |
| | 容積(l) | 7.00 | 8.00 | 13.00 | 6.00 | 7.00 | 12.00 | 8.00 | 6.00 | 9.00 | 10.00 | 86.00 |
| | 見かけ比重(-) | | | | | | | | | | | 0.34 |
| 11月27日(木) | 重量(kg) | 1.40 | 0.65 | 5.30 | 0.80 | 2.30 | 2.10 | 0.50 | 1.30 | 2.80 | 2.70 | 19.85 |
| | 容積(l) | 10.00 | 6.00 | 20.00 | 4.00 | 10.00 | 22.00 | 6.00 | 8.00 | 14.00 | 13.00 | 113.00 |
| | 見かけ比重(-) | | | | | | | | | | | 0.18 |
| 11月28日(金) | 重量(kg) | 1.70 | 2.20 | 1.50 | 1.50 | 1.30 | 2.00 | 4.00 | 2.20 | 1.70 | 1.70 | 19.80 |
| | 容積(l) | 11.00 | 17.00 | 3.00 | 15.00 | 10.00 | 8.00 | 16.00 | 11.00 | 14.00 | 14.00 | 119.00 |
| | 見かけ比重(-) | | | | | | | | | | | 0.17 |
| 11月29日(土) | 重量(kg) | 0.60 | 1.50 | 2.30 | 2.30 | 1.30 | 1.60 | 2.30 | 3.00 | 2.10 | 3.60 | 20.60 |
| | 容積(l) | 7.00 | 12.00 | 7.00 | 8.00 | 6.00 | 10.00 | 10.00 | 21.00 | 10.00 | 17.00 | 108.00 |
| | 見かけ比重(-) | | | | | | | | | | | 0.19 |
| 合計 | 重量(kg) | 10.05 | 18.45 | 31.20 | 13.56 | 16.10 | 24.00 | 14.20 | 16.50 | 16.80 | 46.70 | 207.56 |
| | 容積(l) | 60.00 | 97.00 | 122.00 | 66.00 | 72.00 | 123.00 | 96.00 | 76.00 | 81.00 | 107.00 | 900.00 |
| | 見かけ比重(-) | | | | | | | | | | | 0.23 |

発生原単位 0.48 kg/人日
平均見かけ比重 0.23

3. 中所得者層家庭ごみ(Serian)

| 日付 | 項目 | 1 | 2 | 3 | 4 | 5 | 6 | 7 | 8 | 9 | 10 | 合計 |
|-----------|----------|-------|-------|-------|--------|-------|-------|--------|-------|-------|-------|--------|
| 世帯数 | | 6 | 2 | 2 | 5 | 2 | 6 | 5 | 3 | 3 | 3 | 37 |
| 床面積(㎡) | | 145 | 145 | 100 | 160 | 200 | 200 | 200 | 200 | 200 | 200 | 1,750 |
| 11月22日(土) | 重量(kg) | 1.40 | 0.90 | 2.50 | 4.00 | 1.60 | 1.60 | 3.30 | 1.30 | 1.40 | 0.28 | 18.28 |
| | 容積(l) | 4.00 | 6.00 | 10.00 | 12.00 | 12.00 | 12.00 | 16.00 | 10.00 | 8.00 | 1.00 | 91.00 |
| | 見かけ比重(-) | | | | | | | | | | | 0.20 |
| 11月23日(日) | 重量(kg) | 1.50 | 0.60 | 3.00 | 1.60 | 1.70 | 1.10 | 2.60 | 1.00 | 1.20 | 1.60 | 15.90 |
| | 容積(l) | 20.00 | 3.00 | 16.00 | 20.00 | 14.00 | 10.00 | 12.00 | 11.00 | 17.00 | 7.00 | 130.00 |
| | 見かけ比重(-) | | | | | | | | | | | 0.12 |
| 11月24日(月) | 重量(kg) | 1.40 | 1.40 | 2.90 | 2.70 | 1.60 | 1.20 | 1.70 | 0.20 | 1.20 | 4.30 | 18.60 |
| | 容積(l) | 7.00 | 5.00 | 16.00 | 12.00 | 18.00 | 13.00 | 12.00 | 2.00 | 18.00 | 21.00 | 124.00 |
| | 見かけ比重(-) | | | | | | | | | | | 0.15 |
| 11月25日(火) | 重量(kg) | 1.20 | 1.70 | 1.40 | 4.00 | 1.00 | 1.40 | 2.40 | 0.60 | 1.40 | 3.50 | 18.60 |
| | 容積(l) | 5.00 | 5.00 | 14.00 | 14.00 | 6.00 | 8.00 | 28.00 | 9.00 | 10.00 | 20.00 | 119.00 |
| | 見かけ比重(-) | | | | | | | | | | | 0.16 |
| 11月26日(水) | 重量(kg) | 0.90 | 1.00 | 10.00 | 3.40 | 2.10 | 2.00 | 4.20 | 1.00 | 0.90 | 1.20 | 26.70 |
| | 容積(l) | 5.00 | 11.00 | 10.00 | 15.00 | 22.00 | 15.00 | 20.00 | 9.00 | 6.00 | 12.00 | 125.00 |
| | 見かけ比重(-) | | | | | | | | | | | 0.21 |
| 11月27日(木) | 重量(kg) | 1.10 | 2.10 | 0.85 | 3.30 | 2.40 | 1.00 | 3.10 | 1.70 | 0.90 | 0.75 | 17.20 |
| | 容積(l) | 5.00 | 10.00 | 4.00 | 12.00 | 11.00 | 6.00 | 15.00 | 10.00 | 8.00 | 4.00 | 85.00 |
| | 見かけ比重(-) | | | | | | | | | | | 0.20 |
| 11月28日(金) | 重量(kg) | 1.80 | 1.10 | 1.20 | 7.70 | 1.40 | 0.80 | 4.10 | 0.72 | 1.10 | 1.18 | 21.10 |
| | 容積(l) | 10.00 | 3.00 | 7.00 | 20.00 | 9.00 | 2.00 | 14.00 | 7.00 | 9.00 | 6.00 | 87.00 |
| | 見かけ比重(-) | | | | | | | | | | | 0.24 |
| 11月29日(土) | 重量(kg) | 1.50 | 0.60 | 0.70 | 3.10 | 1.20 | 1.10 | 4.60 | 0.90 | 0.80 | 2.50 | 17.00 |
| | 容積(l) | 7.00 | 3.00 | 3.00 | 11.00 | 6.00 | 5.00 | 9.00 | 4.00 | 6.00 | 20.00 | 74.00 |
| | 見かけ比重(-) | | | | | | | | | | | 0.23 |
| 合計 | 重量(kg) | 10.80 | 9.40 | 22.55 | 29.80 | 13.00 | 10.20 | 26.00 | 7.42 | 8.90 | 15.31 | 153.38 |
| | 容積(l) | 63.00 | 46.00 | 80.00 | 116.00 | 98.00 | 71.00 | 126.00 | 62.00 | 82.00 | 91.00 | 835.00 |
| | 見かけ比重(-) | | | | | | | | | | | 0.18 |

発生原単位 0.52 kg/人日
平均見かけ比重 0.18

4. 低所得者層家庭ごみ(Salah AlDin)

| 日付 | 項目 | 1 | 2 | 3 | 4 | 5 | 6 | 7 | 8 | 9 | 10 | 合計 |
|----------------------|----------|-------|-------|-------|-------|-------|--------|-------|-------|-------|--------|--------|
| 世帯数 | | 13 | 6 | 8 | 8 | 11 | 6 | 3 | 6 | 7 | 8 | 76 |
| 床面積(m ²) | | 80 | 80 | 80 | 80 | 80 | 80 | 80 | 80 | 80 | 80 | 800 |
| 11月22日(土) | 重量(kg) | 2.60 | 4.00 | 4.20 | 2.60 | 3.30 | 6.00 | 2.00 | 8.90 | 8.50 | 2.80 | 44.90 |
| | 容積(l) | 6.00 | 16.00 | 12.00 | 14.00 | 9.00 | 22.00 | 10.00 | 23.00 | 13.00 | 12.00 | 137.00 |
| | 見かけ比重(-) | | | | | | | | | | | 0.33 |
| 11月23日(日) | 重量(kg) | 1.00 | 2.60 | 2.40 | 3.10 | 2.50 | 3.20 | 2.40 | 1.50 | 3.00 | 5.70 | 27.40 |
| | 容積(l) | 4.00 | 11.00 | 9.00 | 9.00 | 6.00 | 14.00 | 9.00 | 5.00 | 6.00 | 16.00 | 89.00 |
| | 見かけ比重(-) | | | | | | | | | | | 0.31 |
| 11月24日(月) | 重量(kg) | 3.10 | 3.00 | 2.80 | 2.40 | 5.30 | 7.00 | 2.10 | 3.50 | 1.40 | 3.30 | 33.90 |
| | 容積(l) | 14.00 | 8.00 | 7.00 | 7.00 | 16.00 | 22.00 | 8.00 | 6.00 | 3.00 | 10.00 | 101.00 |
| | 見かけ比重(-) | | | | | | | | | | | 0.34 |
| 11月25日(火) | 重量(kg) | 2.60 | 3.10 | 1.60 | 3.00 | 4.20 | 2.00 | 2.20 | 3.10 | 2.90 | 0.80 | 25.50 |
| | 容積(l) | 18.00 | 11.00 | 8.00 | 10.00 | 11.00 | 8.00 | 5.00 | 7.00 | 12.00 | 4.00 | 94.00 |
| | 見かけ比重(-) | | | | | | | | | | | 0.27 |
| 11月26日(水) | 重量(kg) | 1.50 | 3.50 | 5.50 | 1.00 | 1.00 | 2.80 | 2.00 | 1.50 | 5.50 | 0.80 | 25.10 |
| | 容積(l) | 8.00 | 26.00 | 22.00 | 7.00 | 10.00 | 12.00 | 12.00 | 6.00 | 8.00 | 6.00 | 117.00 |
| | 見かけ比重(-) | | | | | | | | | | | 0.21 |
| 11月27日(木) | 重量(kg) | 1.00 | 1.50 | 1.50 | 2.50 | 4.00 | 3.50 | 3.00 | 2.00 | 1.80 | 6.30 | 27.10 |
| | 容積(l) | 5.00 | 10.00 | 6.00 | 15.00 | 12.00 | 12.00 | 12.00 | 5.00 | 3.00 | 20.00 | 100.00 |
| | 見かけ比重(-) | | | | | | | | | | | 0.27 |
| 11月28日(金) | 重量(kg) | 2.30 | 0.90 | 0.60 | 1.50 | 1.80 | 1.70 | 4.50 | 3.70 | 3.00 | 7.80 | 27.80 |
| | 容積(l) | 7.00 | 6.00 | 3.00 | 10.00 | 8.00 | 8.00 | 14.00 | 9.00 | 6.00 | 34.00 | 105.00 |
| | 見かけ比重(-) | | | | | | | | | | | 0.26 |
| 11月29日(土) | 重量(kg) | 1.90 | 1.00 | 2.20 | 1.60 | 2.00 | 12.00 | 2.80 | 2.00 | 4.80 | 6.00 | 36.30 |
| | 容積(l) | 7.00 | 3.00 | 16.00 | 4.00 | 7.00 | 28.00 | 14.00 | 13.00 | 12.00 | 12.00 | 116.00 |
| | 見かけ比重(-) | | | | | | | | | | | 0.31 |
| 合計 | 重量(kg) | 16.00 | 19.60 | 20.80 | 17.70 | 24.10 | 38.20 | 21.00 | 26.20 | 30.90 | 33.50 | 248.00 |
| | 容積(l) | 69.00 | 91.00 | 83.00 | 76.00 | 79.00 | 126.00 | 84.00 | 74.00 | 63.00 | 114.00 | 859.00 |
| | 見かけ比重(-) | | | | | | | | | | | 0.29 |

発生原単位
平均見かけ比重 0.41 kg/人日
0.29

5. 低所得者層家庭ごみ(Ashrafiah)

| 日付 | 項目 | 1 | 2 | 3 | 4 | 5 | 6 | 7 | 8 | 9 | 10 | 合計 |
|----------------------|----------|--------|-------|-------|-------|-------|-------|-------|-------|-------|--------|--------|
| 世帯数 | | 6 | 5 | 5 | 3 | 5 | 10 | 3 | 6 | 5 | 9 | 57 |
| 床面積(m ²) | | 60 | 70 | 70 | 60 | 60 | 60 | 60 | 60 | 70 | 60 | 630 |
| 11月22日(土) | 重量(kg) | 4.20 | 3.50 | 4.10 | 1.10 | 0.31 | 6.20 | 3.00 | 3.00 | 1.90 | 6.00 | 33.31 |
| | 容積(l) | 14.00 | 12.00 | 18.00 | 4.20 | 1.00 | 22.00 | 9.00 | 9.00 | 7.00 | 20.00 | 116.20 |
| | 見かけ比重(-) | | | | | | | | | | | 0.29 |
| 11月23日(日) | 重量(kg) | 3.20 | 2.00 | 1.30 | 1.50 | 0.30 | 1.00 | 1.70 | 2.70 | 2.50 | 4.20 | 20.40 |
| | 容積(l) | 10.00 | 5.00 | 10.00 | 8.00 | 2.00 | 2.00 | 6.00 | 8.00 | 10.00 | 10.00 | 71.00 |
| | 見かけ比重(-) | | | | | | | | | | | 0.29 |
| 11月24日(月) | 重量(kg) | 1.10 | 2.60 | 2.50 | 4.00 | 3.70 | 4.20 | 3.70 | 1.90 | 1.90 | 0.60 | 26.20 |
| | 容積(l) | 5.00 | 7.00 | 7.00 | 18.00 | 9.00 | 9.00 | 7.00 | 5.00 | 12.00 | 4.00 | 83.00 |
| | 見かけ比重(-) | | | | | | | | | | | 0.32 |
| 11月25日(火) | 重量(kg) | 2.70 | 3.30 | 1.70 | 1.80 | 1.70 | 3.70 | 1.40 | 3.10 | 2.50 | 3.00 | 24.90 |
| | 容積(l) | 8.00 | 14.00 | 4.00 | 12.00 | 6.00 | 12.00 | 8.00 | 10.00 | 15.00 | 17.00 | 106.00 |
| | 見かけ比重(-) | | | | | | | | | | | 0.23 |
| 11月26日(水) | 重量(kg) | 4.00 | 0.35 | 2.40 | 0.95 | 1.30 | 1.10 | 1.90 | 3.60 | 2.50 | 2.90 | 21.00 |
| | 容積(l) | 10.00 | 5.00 | 8.00 | 4.00 | 6.00 | 6.00 | 8.00 | 8.00 | 11.00 | 21.00 | 87.00 |
| | 見かけ比重(-) | | | | | | | | | | | 0.24 |
| 11月27日(木) | 重量(kg) | 6.50 | 0.70 | 1.60 | 1.30 | 1.40 | 2.70 | 2.20 | 2.50 | 1.70 | 1.50 | 22.10 |
| | 容積(l) | 16.00 | 5.00 | 4.00 | 2.00 | 2.00 | 14.00 | 6.00 | 7.00 | 8.00 | 8.00 | 72.00 |
| | 見かけ比重(-) | | | | | | | | | | | 0.31 |
| 11月28日(金) | 重量(kg) | 6.60 | 1.70 | 2.30 | 1.20 | 0.55 | 3.90 | 2.80 | 3.00 | 4.10 | 3.50 | 29.65 |
| | 容積(l) | 28.00 | 3.00 | 7.00 | 5.00 | 1.00 | 13.00 | 9.00 | 6.00 | 15.00 | 16.00 | 103.00 |
| | 見かけ比重(-) | | | | | | | | | | | 0.29 |
| 11月29日(土) | 重量(kg) | 2.40 | 1.00 | 3.10 | 1.70 | 1.40 | 2.80 | 2.90 | 2.60 | 1.10 | 1.60 | 20.60 |
| | 容積(l) | 10.00 | 4.00 | 11.00 | 7.00 | 4.00 | 13.00 | 8.00 | 6.00 | 5.00 | 6.00 | 74.00 |
| | 見かけ比重(-) | | | | | | | | | | | 0.28 |
| 合計 | 重量(kg) | 30.70 | 15.15 | 19.00 | 13.55 | 10.66 | 25.60 | 19.60 | 22.40 | 18.20 | 23.30 | 198.16 |
| | 容積(l) | 101.00 | 55.00 | 69.00 | 60.20 | 31.00 | 91.00 | 61.00 | 59.00 | 83.00 | 102.00 | 712.20 |
| | 見かけ比重(-) | | | | | | | | | | | 0.28 |

発生原単位
平均見かけ比重 0.43 kg/人日
0.28

6. 商業地域-1(Tera and Bab Al faraj Street)

| 日付 | 項目 | 1 | 2 | 3 | 4 | 5 | 6 | 7 | 8 | 9 | 10 | 合計 |
|----------------------|----------|-------|--------|-------|--------|---|---|---|---|---|----|--------|
| 従業員数 | | 2 | 4 | 2 | 4 | | | | | | | 12 |
| 床面積(m ²) | | 20 | 20 | 20 | 30 | | | | | | | 90 |
| 11月22日(土) | 重量(kg) | 0.50 | 2.90 | 0.09 | 0.50 | | | | | | | 3.99 |
| | 容積(l) | 16.00 | 12.00 | 2.00 | 11.00 | | | | | | | 41.00 |
| | 見かけ比重(-) | | | | | | | | | | | 0.10 |
| 11月23日(日) | 重量(kg) | 0.10 | 2.60 | 0.22 | 1.00 | | | | | | | 3.92 |
| | 容積(l) | 4.00 | 22.00 | 6.00 | 36.00 | | | | | | | 68.00 |
| | 見かけ比重(-) | | | | | | | | | | | 0.06 |
| 11月24日(月) | 重量(kg) | 0.30 | 3.00 | 0.20 | 0.70 | | | | | | | 4.20 |
| | 容積(l) | 5.00 | 18.00 | 8.00 | 22.00 | | | | | | | 53.00 |
| | 見かけ比重(-) | | | | | | | | | | | 0.08 |
| 11月25日(火) | 重量(kg) | 0.60 | 3.10 | 0.20 | 0.95 | | | | | | | 4.85 |
| | 容積(l) | 6.00 | 14.00 | 8.00 | 20.00 | | | | | | | 48.00 |
| | 見かけ比重(-) | | | | | | | | | | | 0.10 |
| 11月26日(水) | 重量(kg) | 0.75 | 7.80 | 0.11 | 0.65 | | | | | | | 9.31 |
| | 容積(l) | 8.00 | 26.00 | 3.00 | 30.00 | | | | | | | 67.00 |
| | 見かけ比重(-) | | | | | | | | | | | 0.14 |
| 11月27日(木) | 重量(kg) | 0.65 | 3.30 | 0.17 | 0.90 | | | | | | | 5.02 |
| | 容積(l) | 6.00 | 14.00 | 4.00 | 18.00 | | | | | | | 42.00 |
| | 見かけ比重(-) | | | | | | | | | | | 0.12 |
| 11月28日(金) | 重量(kg) | 0.55 | 1.50 | 0.50 | 1.20 | | | | | | | 3.75 |
| | 容積(l) | 8.00 | 12.00 | 3.00 | 26.00 | | | | | | | 49.00 |
| | 見かけ比重(-) | | | | | | | | | | | 0.08 |
| 11月29日(土) | 重量(kg) | 1.80 | 2.80 | 1.50 | 1.10 | | | | | | | 7.20 |
| | 容積(l) | 8.00 | 14.00 | 6.00 | 15.00 | | | | | | | 43.00 |
| | 見かけ比重(-) | | | | | | | | | | | 0.17 |
| 合計 | 重量(kg) | 5.25 | 27.00 | 2.99 | 7.00 | | | | | | | 42.24 |
| | 容積(l) | 61.00 | 132.00 | 40.00 | 178.00 | | | | | | | 411.00 |
| | 見かけ比重(-) | | | | | | | | | | | 0.10 |

発生原単位
平均見かけ比重 5.87 kg/100m²
0.10

7. 商業地域-2(Manshiab and Qoatli Street)

| 日付 | 項目 | 1 | 2 | 3 | 4 | 5 | 6 | 7 | 8 | 9 | 10 | 合計 |
|----------------------|----------|--------|--------|--------|--------|---|---|---|---|---|----|--------|
| 従業員数 | | 3 | 3 | 2 | 5 | | | | | | | 13 |
| 床面積(m ²) | | 30 | 20 | 15 | 20 | | | | | | | 85 |
| 11月22日(土) | 重量(kg) | 0.90 | 0.62 | 0.35 | 4.80 | | | | | | | 6.67 |
| | 容積(l) | 16.00 | 9.00 | 13.00 | 18.00 | | | | | | | 56.00 |
| | 見かけ比重(-) | | | | | | | | | | | 0.12 |
| 11月23日(日) | 重量(kg) | 0.85 | 1.00 | 0.70 | 2.50 | | | | | | | 5.05 |
| | 容積(l) | 18.00 | 24.00 | 30.00 | 18.00 | | | | | | | 90.00 |
| | 見かけ比重(-) | | | | | | | | | | | 0.06 |
| 11月24日(月) | 重量(kg) | 0.40 | 0.80 | 0.90 | 2.00 | | | | | | | 4.10 |
| | 容積(l) | 35.00 | 16.00 | 28.00 | 16.00 | | | | | | | 95.00 |
| | 見かけ比重(-) | | | | | | | | | | | 0.04 |
| 11月25日(火) | 重量(kg) | 0.70 | 0.40 | 0.64 | 5.20 | | | | | | | 6.94 |
| | 容積(l) | 12.00 | 20.00 | 32.00 | 26.00 | | | | | | | 90.00 |
| | 見かけ比重(-) | | | | | | | | | | | 0.08 |
| 11月26日(水) | 重量(kg) | 0.95 | 0.17 | 0.35 | 6.00 | | | | | | | 7.47 |
| | 容積(l) | 19.00 | 8.00 | 24.00 | 28.00 | | | | | | | 79.00 |
| | 見かけ比重(-) | | | | | | | | | | | 0.09 |
| 11月27日(木) | 重量(kg) | 1.10 | 1.30 | 0.30 | 3.60 | | | | | | | 6.30 |
| | 容積(l) | 22.00 | 28.00 | 18.00 | 22.00 | | | | | | | 90.00 |
| | 見かけ比重(-) | | | | | | | | | | | 0.07 |
| 11月28日(金) | 重量(kg) | 0.90 | 0.50 | 0.55 | 4.20 | | | | | | | 6.15 |
| | 容積(l) | 18.00 | 8.00 | 22.00 | 20.00 | | | | | | | 68.00 |
| | 見かけ比重(-) | | | | | | | | | | | 0.09 |
| 11月29日(土) | 重量(kg) | 0.88 | 0.30 | 0.80 | 3.90 | | | | | | | 5.88 |
| | 容積(l) | 16.00 | 4.00 | 18.00 | 18.00 | | | | | | | 56.00 |
| | 見かけ比重(-) | | | | | | | | | | | 0.11 |
| 合計 | 重量(kg) | 6.68 | 5.09 | 4.59 | 32.20 | | | | | | | 48.56 |
| | 容積(l) | 156.00 | 117.00 | 185.00 | 166.00 | | | | | | | 624.00 |
| | 見かけ比重(-) | | | | | | | | | | | 0.08 |

発生原単位
平均見かけ比重 7.14 kg/100m²
0.08

7. 商業地域(レストラン)

| 日付 | 項目 | 1 | 2 | 3 | 4 | 5 | 6 | 7 | 8 | 9 | 10 | 合計 |
|----------------------|----------|----------|--------|---|---|---|---|---|---|---|----|----------|
| 従業員数 | | 35 | 6 | | | | | | | | | 41 |
| 床面積(m ²) | | 250 | 50 | | | | | | | | | 300 |
| 11月22日(土) | 重量(kg) | 154.30 | 20.00 | | | | | | | | | 174.30 |
| | 容積(l) | 347.00 | 39.00 | | | | | | | | | 386.00 |
| | 見かけ比重(-) | | | | | | | | | | | 0.45 |
| 11月23日(日) | 重量(kg) | 96.50 | 9.70 | | | | | | | | | 106.20 |
| | 容積(l) | 199.00 | 23.00 | | | | | | | | | 222.00 |
| | 見かけ比重(-) | | | | | | | | | | | 0.48 |
| 11月24日(月) | 重量(kg) | 71.00 | 10.14 | | | | | | | | | 81.14 |
| | 容積(l) | 100.00 | 60.00 | | | | | | | | | 160.00 |
| | 見かけ比重(-) | | | | | | | | | | | 0.51 |
| 11月25日(火) | 重量(kg) | 63.00 | 8.00 | | | | | | | | | 71.00 |
| | 容積(l) | 146.00 | 18.00 | | | | | | | | | 164.00 |
| | 見かけ比重(-) | | | | | | | | | | | 0.43 |
| 11月26日(水) | 重量(kg) | 56.50 | 10.50 | | | | | | | | | 67.00 |
| | 容積(l) | 125.00 | 10.00 | | | | | | | | | 135.00 |
| | 見かけ比重(-) | | | | | | | | | | | 0.50 |
| 11月27日(木) | 重量(kg) | 59.00 | 7.70 | | | | | | | | | 66.70 |
| | 容積(l) | 121.00 | 20.00 | | | | | | | | | 141.00 |
| | 見かけ比重(-) | | | | | | | | | | | 0.47 |
| 11月28日(金) | 重量(kg) | 58.50 | 9.10 | | | | | | | | | 67.60 |
| | 容積(l) | 112.00 | 26.00 | | | | | | | | | 138.00 |
| | 見かけ比重(-) | | | | | | | | | | | 0.49 |
| 11月29日(土) | 重量(kg) | 68.50 | 13.00 | | | | | | | | | 81.50 |
| | 容積(l) | 125.00 | 18.00 | | | | | | | | | 143.00 |
| | 見かけ比重(-) | | | | | | | | | | | 0.57 |
| 合計 | 重量(kg) | 627.30 | 88.14 | | | | | | | | | 715.44 |
| | 容積(l) | 1,275.00 | 214.00 | | | | | | | | | 1,489.00 |
| | 見かけ比重(-) | | | | | | | | | | | 0.48 |

発生原単位
平均見かけ比重 29.81 kg/100m²
0.48

8. 市場ごみ(Sef Al dolah)

| 日付 | 項目 | 1 | 2 | 3 | 4 | 5 | 6 | 7 | 8 | 9 | 10 | 合計 |
|----------------------|----------|----------|---|---|---|---|---|---|---|---|----|----------|
| 店舗数 | | 40 | | | | | | | | | | 40 |
| 床面積(m ²) | | 400 | | | | | | | | | | 400 |
| 11月22日(土) | 重量(kg) | 639.60 | | | | | | | | | | 639.60 |
| | 容積(l) | 1,950 | | | | | | | | | | 1,950 |
| | 見かけ比重(-) | | | | | | | | | | | 0.33 |
| 11月23日(日) | 重量(kg) | 465.40 | | | | | | | | | | 465.40 |
| | 容積(l) | 1,600 | | | | | | | | | | 1,600 |
| | 見かけ比重(-) | | | | | | | | | | | 0.29 |
| 11月24日(月) | 重量(kg) | 507.00 | | | | | | | | | | 507.00 |
| | 容積(l) | 1,600 | | | | | | | | | | 1,600 |
| | 見かけ比重(-) | | | | | | | | | | | 0.32 |
| 11月25日(火) | 重量(kg) | 405.60 | | | | | | | | | | 405.60 |
| | 容積(l) | 1,600 | | | | | | | | | | 1,600 |
| | 見かけ比重(-) | | | | | | | | | | | 0.25 |
| 11月26日(水) | 重量(kg) | 531.70 | | | | | | | | | | 531.70 |
| | 容積(l) | 1,600 | | | | | | | | | | 1,600 |
| | 見かけ比重(-) | | | | | | | | | | | 0.33 |
| 11月27日(木) | 重量(kg) | 520.00 | | | | | | | | | | 520.00 |
| | 容積(l) | 1,600 | | | | | | | | | | 1,600 |
| | 見かけ比重(-) | | | | | | | | | | | 0.33 |
| 11月28日(金) | 重量(kg) | 217.75 | | | | | | | | | | 217.75 |
| | 容積(l) | 650 | | | | | | | | | | 650 |
| | 見かけ比重(-) | | | | | | | | | | | 0.34 |
| 11月29日(土) | 重量(kg) | 741.00 | | | | | | | | | | 741.00 |
| | 容積(l) | 1,950 | | | | | | | | | | 1,950 |
| | 見かけ比重(-) | | | | | | | | | | | 0.38 |
| 合計 | 重量(kg) | 4,028.05 | | | | | | | | | | 4,028.05 |
| | 容積(l) | 12,550 | | | | | | | | | | 12,550 |
| | 見かけ比重(-) | | | | | | | | | | | 0.32 |

発生原単位 125.9 kg/100m²
平均見かけ比重 0.32

9. 官庁ごみ(The General Company for Roads)

| 日付 | 項目 | 1 | 2 | 3 | 4 | 5 | 6 | 7 | 8 | 9 | 10 | 合計 |
|----------------------|----------|--------|---|---|---|---|---|---|---|---|----|--------|
| 従業員数 | | 21 | | | | | | | | | | 21 |
| 床面積(m ²) | | 200 | | | | | | | | | | 200 |
| 11月22日(土) | 重量(kg) | 2.13 | | | | | | | | | | 2.13 |
| | 容積(l) | 51.00 | | | | | | | | | | 51.00 |
| | 見かけ比重(-) | | | | | | | | | | | 0.04 |
| 11月23日(日) | 重量(kg) | 1.85 | | | | | | | | | | 1.85 |
| | 容積(l) | 25.00 | | | | | | | | | | 25.00 |
| | 見かけ比重(-) | | | | | | | | | | | 0.07 |
| 11月24日(月) | 重量(kg) | 1.00 | | | | | | | | | | 1.00 |
| | 容積(l) | 13.00 | | | | | | | | | | 13.00 |
| | 見かけ比重(-) | | | | | | | | | | | 0.08 |
| 11月25日(火) | 重量(kg) | 1.05 | | | | | | | | | | 1.05 |
| | 容積(l) | 20.00 | | | | | | | | | | 20.00 |
| | 見かけ比重(-) | | | | | | | | | | | 0.05 |
| 11月26日(水) | 重量(kg) | 1.10 | | | | | | | | | | 1.10 |
| | 容積(l) | 23.00 | | | | | | | | | | 23.00 |
| | 見かけ比重(-) | | | | | | | | | | | 0.05 |
| 11月27日(木) | 重量(kg) | 0.60 | | | | | | | | | | 0.60 |
| | 容積(l) | 6.00 | | | | | | | | | | 6.00 |
| | 見かけ比重(-) | | | | | | | | | | | 0.10 |
| 11月28日(金) | 重量(kg) | | | | | | | | | | | 0.00 |
| | 容積(l) | | | | | | | | | | | 0.00 |
| | 見かけ比重(-) | | | | | | | | | | | 0.00 |
| 11月29日(土) | 重量(kg) | 0.70 | | | | | | | | | | 0.70 |
| | 容積(l) | 7.00 | | | | | | | | | | 7.00 |
| | 見かけ比重(-) | | | | | | | | | | | 0.10 |
| 合計 | 重量(kg) | 8.43 | | | | | | | | | | 8.43 |
| | 容積(l) | 145.00 | | | | | | | | | | 145.00 |
| | 見かけ比重(-) | | | | | | | | | | | 0.06 |

発生原単位 0.60 kg/100m²
平均見かけ比重 0.06

10. オフィスごみ(AI Azizart)

| 日付 | 項目 | 1 | 2 | 3 | 4 | 5 | 6 | 7 | 8 | 9 | 10 | 合計 |
|----------------------|----------|-------|-------|-------|-------|---|---|---|---|---|----|--------|
| 従業員数 | | 4 | 2 | 6 | 3 | | | | | | | 15 |
| 床面積(m ²) | | 40 | 25 | 60 | 25 | | | | | | | 150 |
| 11月22日(土) | 重量(kg) | | | | | | | | | | | 0.00 |
| | 容積(l) | | | | | | | | | | | 0.00 |
| | 見かけ比重(-) | | | | | | | | | | | |
| 11月23日(日) | 重量(kg) | 0.46 | 0.19 | 2.10 | 0.07 | | | | | | | 2.82 |
| | 容積(l) | 7.00 | 10.00 | 10.00 | 1.00 | | | | | | | 28.00 |
| | 見かけ比重(-) | | | | | | | | | | | 0.10 |
| 11月24日(月) | 重量(kg) | 0.25 | 0.10 | 0.15 | 0.08 | | | | | | | 0.58 |
| | 容積(l) | 5.00 | 2.00 | 8.00 | 1.00 | | | | | | | 16.00 |
| | 見かけ比重(-) | | | | | | | | | | | 0.04 |
| 11月25日(火) | 重量(kg) | 0.30 | 0.15 | 0.25 | 0.20 | | | | | | | 0.90 |
| | 容積(l) | 8.00 | 3.00 | 2.00 | 3.00 | | | | | | | 16.00 |
| | 見かけ比重(-) | | | | | | | | | | | 0.06 |
| 11月26日(水) | 重量(kg) | 0.38 | 0.16 | 0.15 | 0.22 | | | | | | | 0.91 |
| | 容積(l) | 6.00 | 6.00 | 2.00 | 4.00 | | | | | | | 18.00 |
| | 見かけ比重(-) | | | | | | | | | | | 0.05 |
| 11月27日(木) | 重量(kg) | 0.40 | 0.25 | 0.20 | 0.16 | | | | | | | 1.01 |
| | 容積(l) | 8.00 | 4.00 | 2.10 | 4.00 | | | | | | | 18.10 |
| | 見かけ比重(-) | | | | | | | | | | | 0.06 |
| 11月28日(金) | 重量(kg) | | | | | | | | | | | 0.00 |
| | 容積(l) | | | | | | | | | | | 0.00 |
| | 見かけ比重(-) | | | | | | | | | | | |
| 11月29日(土) | 重量(kg) | 0.20 | 0.26 | 0.20 | 0.50 | | | | | | | 1.16 |
| | 容積(l) | 2.00 | 13.00 | 2.00 | 8.00 | | | | | | | 25.00 |
| | 見かけ比重(-) | | | | | | | | | | | 0.05 |
| 合 計 | 重量(kg) | 1.99 | 1.11 | 3.05 | 1.23 | | | | | | | 7.38 |
| | 容積(l) | 36.00 | 38.00 | 26.10 | 21.00 | | | | | | | 121.10 |
| | 見かけ比重(-) | | | | | | | | | | | 0.06 |

発生原単位 0.82 kg/100m²
平均見かけ比重 0.06

11. 道路ごみ









| 日付け | 項目 | 1 | 2 | 3 | 4 | 5 | 6 | 7 | 8 | 9 | 10 | 合計 |
|-----------|----------|--------|---|---|---|---|---|---|---|---|----|--------|
| 道路延長 | | 60 | | | | | | | | | | 60 |
| 清掃延長 | | 60 | | | | | | | | | | 60 |
| 11月22日(土) | 重量(kg) | 1.30 | | | | | | | | | | 1.30 |
| | 容積(l) | 4.00 | | | | | | | | | | 4.00 |
| | 見かけ比重(-) | | | | | | | | | | | 0.33 |
| 11月23日(日) | 重量(kg) | 3.50 | | | | | | | | | | 3.50 |
| | 容積(l) | 24.00 | | | | | | | | | | 24.00 |
| | 見かけ比重(-) | | | | | | | | | | | 0.15 |
| 11月24日(月) | 重量(kg) | 10.80 | | | | | | | | | | 10.80 |
| | 容積(l) | 22.00 | | | | | | | | | | 22.00 |
| | 見かけ比重(-) | | | | | | | | | | | 0.49 |
| 11月25日(火) | 重量(kg) | 14.90 | | | | | | | | | | 14.90 |
| | 容積(l) | 34.00 | | | | | | | | | | 34.00 |
| | 見かけ比重(-) | | | | | | | | | | | 0.44 |
| 11月26日(水) | 重量(kg) | 8.80 | | | | | | | | | | 8.80 |
| | 容積(l) | 23.00 | | | | | | | | | | 23.00 |
| | 見かけ比重(-) | | | | | | | | | | | 0.38 |
| 11月27日(木) | 重量(kg) | 3.70 | | | | | | | | | | 3.70 |
| | 容積(l) | 26.00 | | | | | | | | | | 26.00 |
| | 見かけ比重(-) | | | | | | | | | | | 0.14 |
| 11月28日(金) | 重量(kg) | 6.20 | | | | | | | | | | 6.20 |
| | 容積(l) | 22.00 | | | | | | | | | | 22.00 |
| | 見かけ比重(-) | | | | | | | | | | | 0.28 |
| 11月29日(土) | 重量(kg) | 2.50 | | | | | | | | | | 2.50 |
| | 容積(l) | 20.00 | | | | | | | | | | 20.00 |
| | 見かけ比重(-) | | | | | | | | | | | 0.13 |
| 合 計 | 重量(kg) | 51.70 | | | | | | | | | | 51.70 |
| | 容積(l) | 175.00 | | | | | | | | | | 175.00 |
| | 見かけ比重(-) | | | | | | | | | | | 0.30 |

発生原単位 10.8 kg/100m
平均見かけ比重 0.30

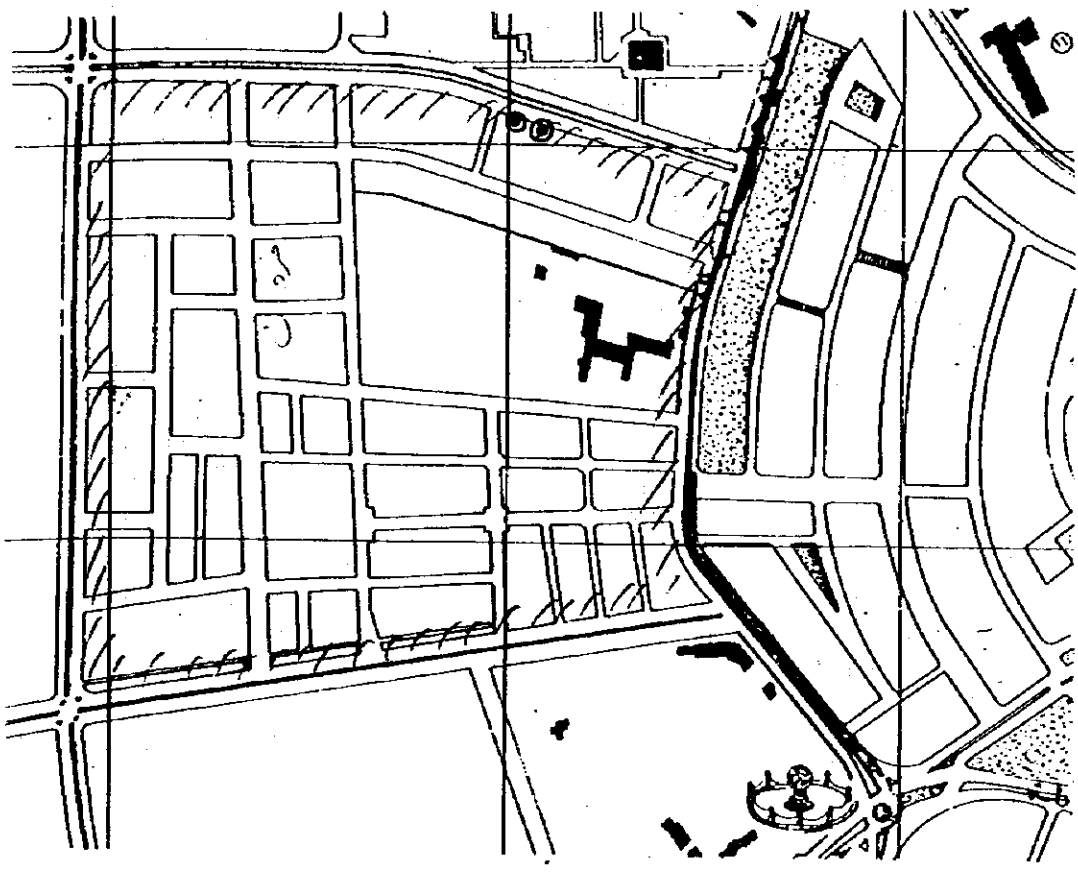
表 資-5-1-4ごみ質分析調査結果

| | 家庭ごみ | | | 商業ごみ 比率 (%) | 市場ごみ 比率 (%) | 官庁ごみ 比率 (%) | フイご 比率 (%) | 道路ごみ 比率 (%) |
|------------|------------------|------------------|------------------|-------------------|-------------------|-------------------|------------------|-------------------|
| | 高所得 比率 (%) | 中所得 比率 (%) | 低所得 比率 (%) | | | | | |
| 可燃物 | | | | | | | | |
| 紙類 | 14.1 | 14.3 | 7.3 | 9.0 | 2.0 | 38.1 | 46.3 | 3.0 |
| 布類 | 1.9 | 2.0 | 2.7 | 2.1 | 2.1 | 0.6 | 0.0 | 0.7 |
| プラスチック | 15.5 | 8.4 | 6.5 | 7.8 | 8.7 | 16.9 | 16.5 | 15.6 |
| ゴム、皮革 | 0.0 | 2.0 | 1.1 | 0.0 | 27.7 | 0.0 | 0.8 | 1.3 |
| 木竹類 | 0.0 | 0.2 | 0.2 | 0.0 | 0.0 | 0.0 | 0.0 | 0.7 |
| 厨芥 | 67.3 | 70.3 | 76.4 | 74.2 | 53.9 | 8.1 | 22.0 | 6.2 |
| その他(5mm以上) | 0.0 | 0.1 | 0.1 | 0.2 | 0.0 | 13.8 | 1.6 | 31.3 |
| その他(5mm以下) | 0.6 | 0.7 | 1.5 | 0.3 | 0.6 | 18.8 | 0.0 | 18.6 |
| 小 計 | 99.3 | 98.0 | 95.9 | 93.6 | 95.0 | 96.3 | 87.3 | 77.5 |
| 不燃物 | | | | | | | | |
| 金属類 | 0.7 | 1.6 | 1.3 | 2.8 | 2.1 | 0.0 | 12.7 | 0.1 |
| ガラス | 0.0 | 0.4 | 1.8 | 2.7 | 0.6 | 3.7 | 0.0 | 0.2 |
| 陶磁器 | 0.0 | 0.0 | 0.7 | 0.8 | 2.2 | 0.0 | 0.0 | 0.0 |
| 石 | 0.0 | 0.1 | 0.3 | 0.2 | 0.1 | 0.0 | 0.0 | 22.2 |
| 小 計 | 0.7 | 2.0 | 4.1 | 6.4 | 5.0 | 3.7 | 12.7 | 22.5 |
| 合 計 | 100.0 | 100.0 | 100.0 | 100.0 | 100.0 | 100.0 | 100.0 | 100.0 |



-  Low income
-  Middle income
-  High income
-  Commercial
-  Market
-  Complex of offices
-  Public facility
-  Street

Sampling area for the survey

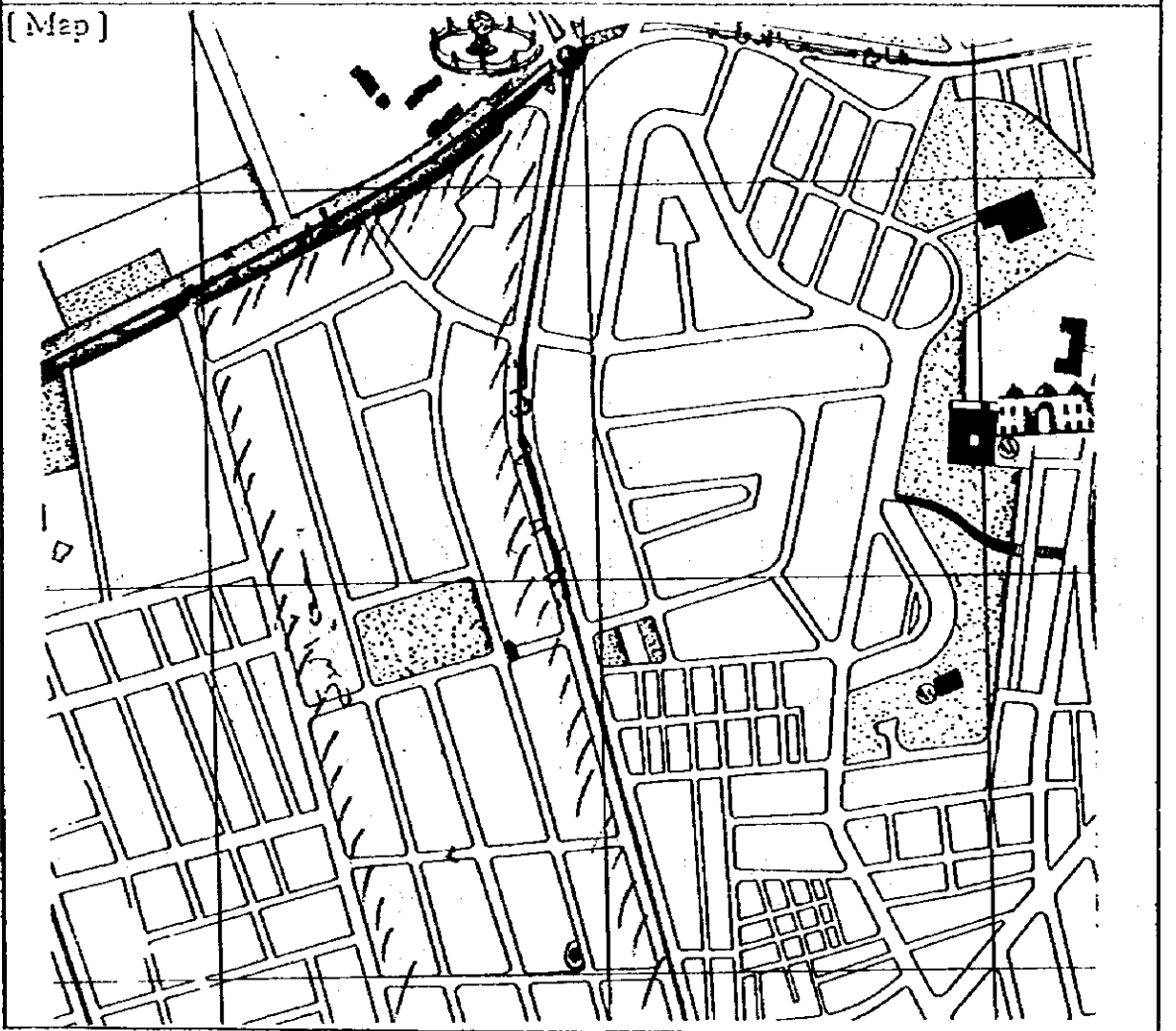
| | | |
|--|------------------------------|------|
| Area / Classification | Al-Forgan / Residential (Hi) | Code |
| Location / Address | Aleppo City | |
| | | |
| | | |
| | | |
| Remarks | | |
| [Map] | | |
|  A hand-drawn map showing a city grid. The grid consists of several rectangular blocks. A specific area in the center-right of the grid is highlighted with a thick black border and a stippled pattern. To the right of this area, there are several curved lines representing a road or a different street layout. The map is drawn with simple black lines on a white background. | | |

Sampling area for the survey

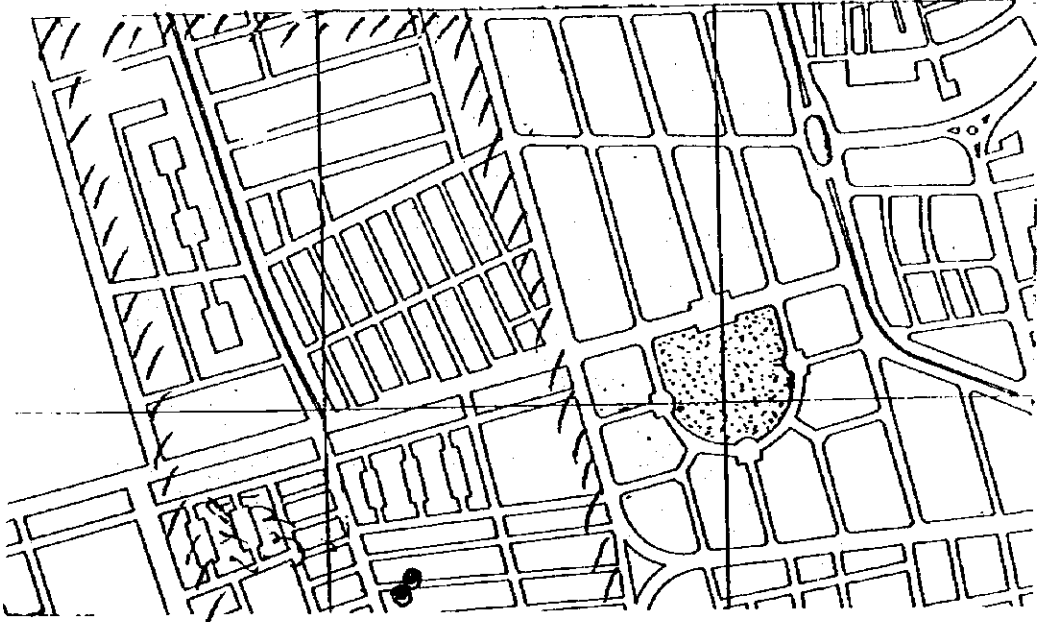
| | | |
|-----------------------|----------------------------------|------|
| Area / Classification | Sef Al-dolah / Residential (mid) | Code |
| Location / Address | Aleppo City | |
| | | |
| | | |

Remarks


[Map]



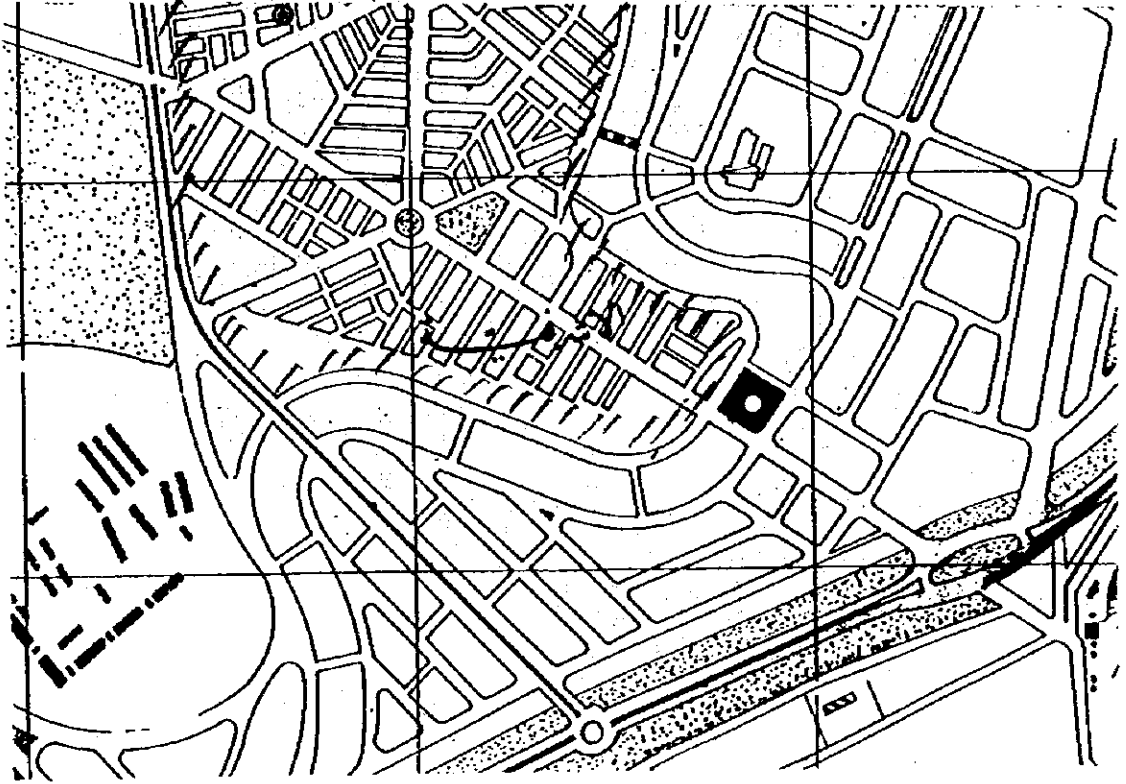
Sampling area for the survey

| | | |
|---|---------------------------------|------|
| Area / Classification | Salah Al-din / Residential (Lo) | Code |
| Location / Address | Aleppo City | |
| | | |
| | | |
| Remarks | | |
| — | | |
| [Map] | | |
|  A hand-drawn map of a city grid. The map shows a network of streets forming rectangular blocks. A central block is shaded with a stippled pattern, indicating the sampling area. A small black dot is located on a street in the lower-left quadrant of the map. | | |

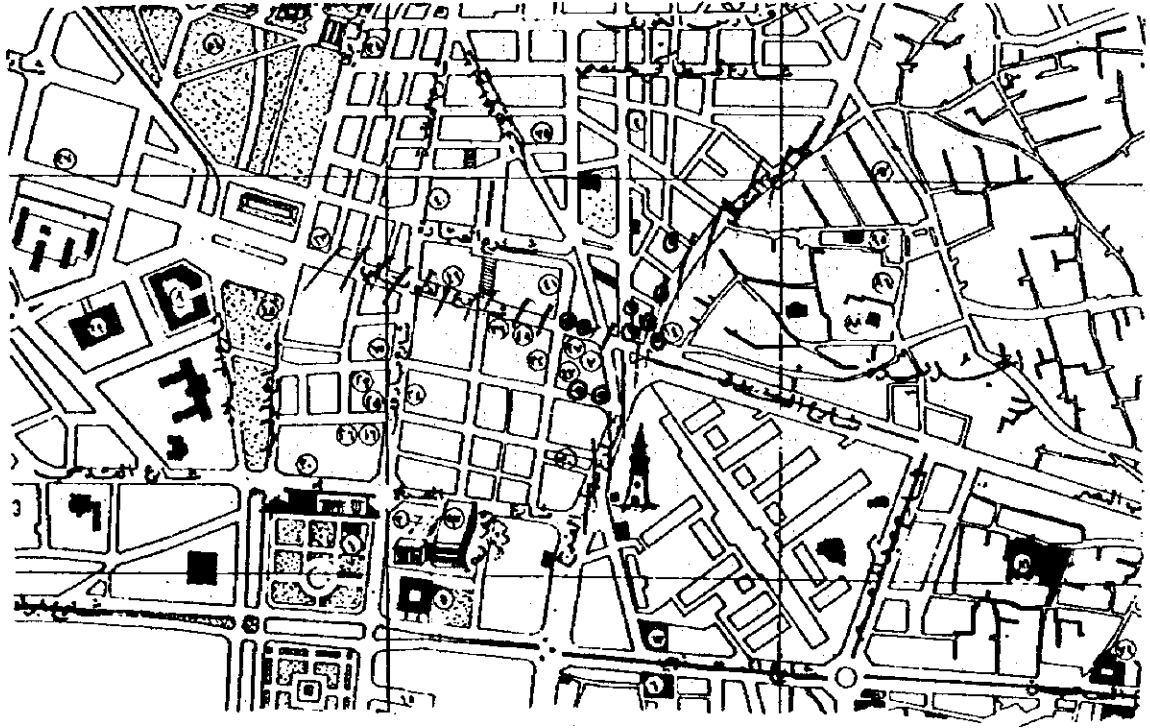
Sampling area for the survey

| | | |
|--|--------------------------------------|------|
| Area / Classification | <i>Al-sarcan / Residential (Mid)</i> | Code |
| Location / Address | <i>Alppo City</i> | |
| | | |
| | | |
| Remarks | | |
| [Map] | | |
|  | | |

Sampling area for the survey

| | | |
|--|---------------------------------|------|
| Area / Classification | Al-askrafiah / Residential (Lo) | Code |
| Location / Address | Aleppo City | |
| | | |
| | | |
| Remarks | | |
| [Map] | | |
|  | | |

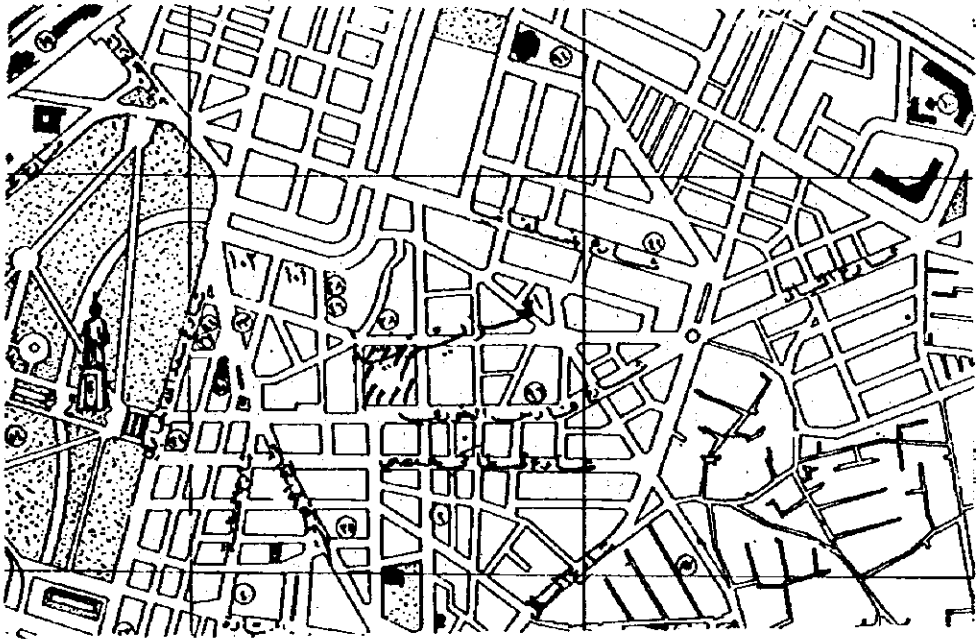
Sampling area for the survey

| | |
|---|--------------------|
| Area / Classification <i>Manshiak & Qatli / Commercial 1</i> | Code |
| Location / Address | <i>Aleppo City</i> |
| Remarks | |
| [Map]  | |

Sampling area for the survey

| | | |
|-----------------------|-------------------------------------|------|
| Area / Classification | Telol & Bol Al-faraj / Commercial 2 | Code |
| Location / Address | Aleppo City | |
| | | |
| | | |
| Remarks | | |
| [Map] | | |
| | | |

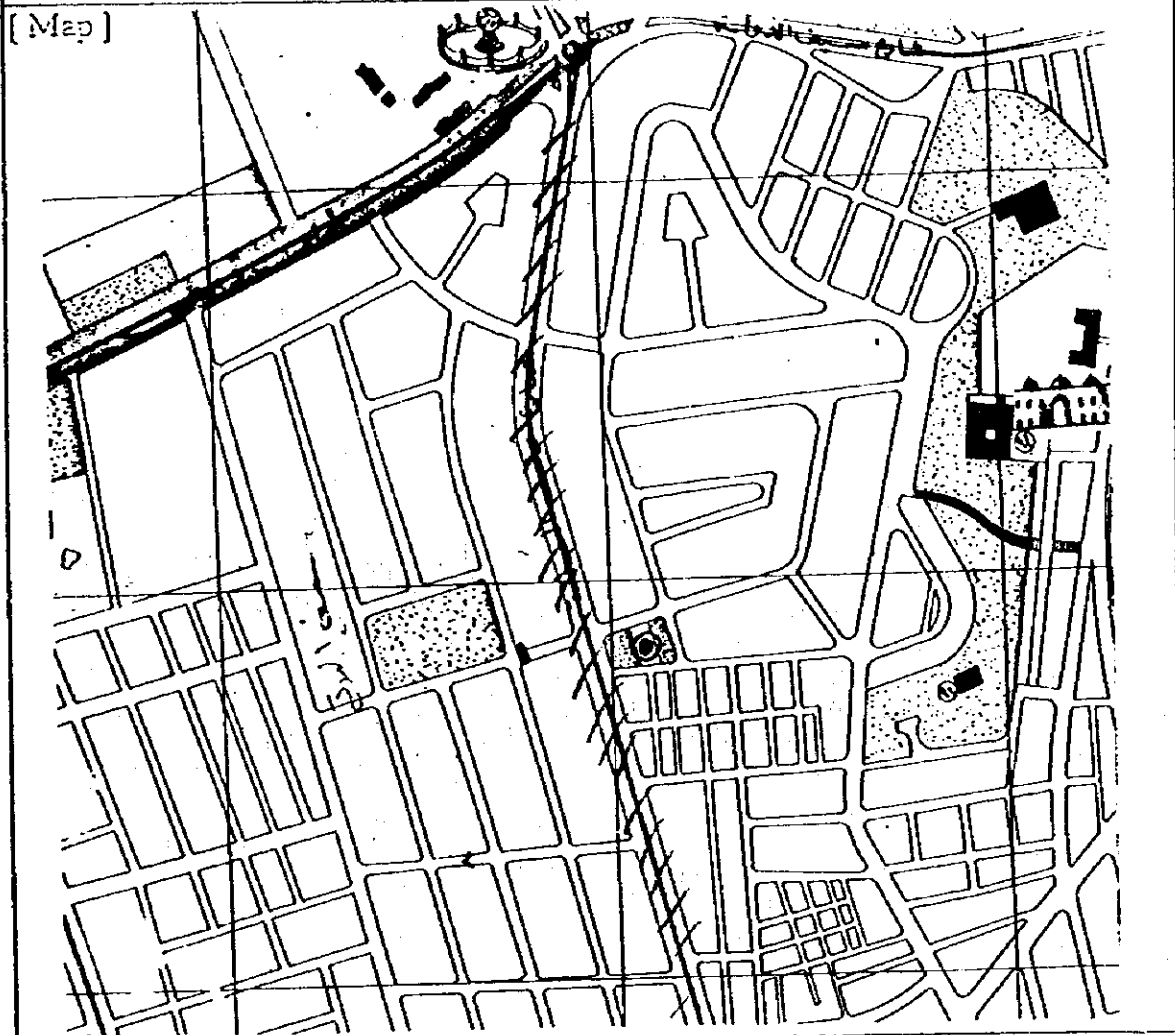
Sampling area for the survey

| | | |
|--|----------------------------|------|
| Area / Classification | Al-aziziah Center / Office | Code |
| Location / Address | Aleppo City | |
| | | |
| | | |
| | | |
| Remarks | | |
| [Map] | | |
|  | | |

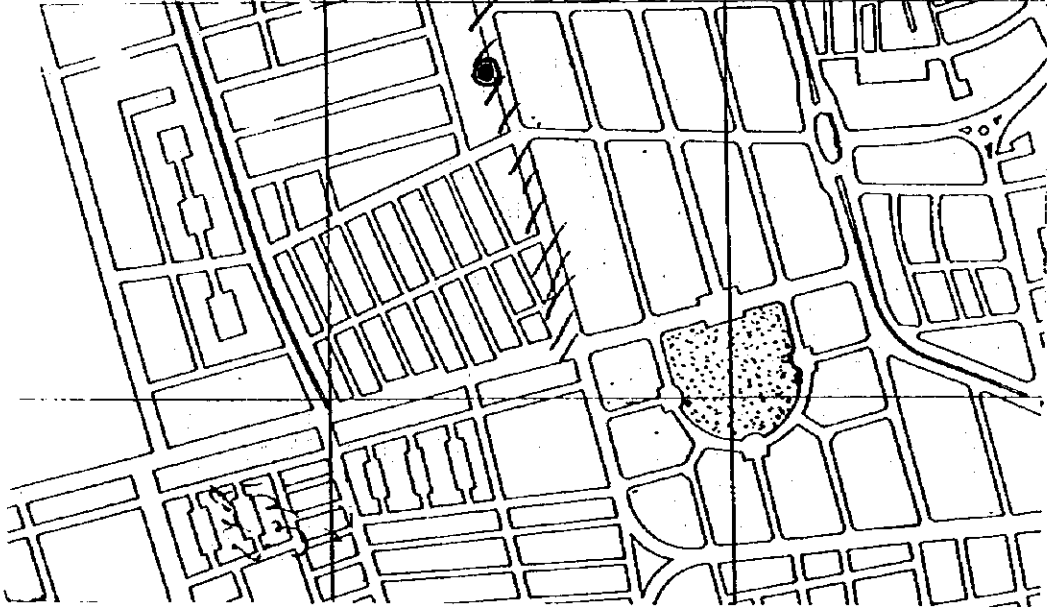
Sampling area for the survey

| | | |
|-----------------------|--------------------|------|
| Area / Classification | Sof Abdolah Market | Code |
| Location / Address | Aleppo City | |
| | | |
| | | |


Remarks



Sampling area for the survey

| | | |
|--|-------------------------------------|------|
| Area / Classification | General Roads Co. / Public Facility | Code |
| Location / Address | Aleppo City | |
| | | |
| | | |
| | | |
| Remarks | | |
| [Map] | | |
|  | | |

Sampling area for the survey

| | |
|---|--------------------|
| Area / Classification <i>Al-Siagh Street</i> | Code |
| Location / Address | <i>Aleppo City</i> |
| | |
| | |
| Remarks | |
| [Map]  | |

(2) 人口データ

表 資-5-2-1 セクター別人口統計資料 (1)

| セクター | セクター名 | 1994 | 1995 | 1996 | 1997 | 1998 | 1999 | 2000 | 2001 | 2002 |
|------|----------------------|-----------|-----------|-----------|-----------|-----------|-----------|-----------|-----------|-----------|
| A | Al-Serian Sector | 351,483 | 361,704 | 374,552 | 387,831 | 400,957 | 415,743 | 430,401 | 445,549 | 461,202 |
| B | Syihmanah Sector | 382,063 | 393,174 | 407,151 | 421,576 | 435,493 | 451,912 | 467,847 | 484,315 | 501,328 |
| C | Ansari Sector | 398,967 | 410,569 | 425,152 | 440,228 | 455,805 | 471,908 | 488,546 | 505,740 | 523,511 |
| D | Kadi Askar Sector | 316,708 | 325,918 | 327,696 | 349,462 | 361,830 | 374,610 | 387,817 | 401,467 | 415,569 |
| E | Madina Qadima Sector | 100,613 | 103,409 | 107,219 | 111,019 | 114,932 | 119,009 | 123,203 | 127,541 | 132,020 |
| | 合 計 | 1,549,834 | 1,594,774 | 1,641,770 | 1,710,116 | 1,769,017 | 1,833,182 | 1,897,814 | 1,964,612 | 2,033,630 |

1,550,000 1,590,000 1,640,000 1,710,000 1,770,000 1,830,000 1,900,000 1,960,000 2,040,000

表 資-5-2-2 セクター別人口統計資料 (2)

| セクター | 地区番号 | 地区名 | 1994 | 1995 | 1996 | 1997 | 1998 | 1999 | 2000 | 2001 | 2002 |
|------|------|--------------------------|---------|---------|---------|---------|---------|---------|---------|---------|---------|
| A | 4 | Al-Shekh Maqsood | 79,961 | 82,286 | 85,209 | 88,230 | 91,353 | 94,580 | 97,915 | 101,361 | 104,922 |
| A | 5 | Al-asbrafia | 61,976 | 63,778 | 66,044 | 68,385 | 70,205 | 73,307 | 75,891 | 78,563 | 81,323 |
| A | 6 | Tareq Ben Ziad | 15,667 | 16,123 | 16,695 | 17,287 | 17,899 | 18,531 | 19,185 | 19,860 | 20,558 |
| A | 7 | Khalidia | 15,966 | 16,430 | 17,014 | 17,617 | 18,241 | 18,885 | 19,551 | 20,239 | 20,950 |
| A | 8 | Hai El sabil | 18,632 | 19,174 | 19,855 | 20,559 | 21,286 | 22,038 | 22,815 | 23,618 | 24,448 |
| A | 9 | Al-Serian | 9,291 | 9,561 | 9,901 | 10,252 | 10,615 | 10,990 | 11,377 | 11,778 | 12,191 |
| A | 28 | Mohafazah | 13,747 | 14,147 | 14,649 | 15,169 | 15,705 | 16,260 | 16,834 | 17,426 | 18,038 |
| A | 29 | Madinah Jami'eiha | 1,567 | 1,613 | 1,670 | 1,729 | 1,790 | 1,853 | 1,919 | 1,986 | 2,056 |
| A | 30 | Mal'ab Baladi | 6,934 | 7,136 | 7,389 | 7,651 | 7,922 | 8,202 | 8,491 | 8,790 | 9,099 |
| A | 31 | Jamiliah | 14,381 | 14,799 | 15,325 | 15,868 | 16,430 | 17,010 | 17,610 | 18,230 | 18,870 |
| A | 32 | Al-Fedd | 14,263 | 14,678 | 15,199 | 15,738 | 16,295 | 16,871 | 17,465 | 18,080 | 18,715 |
| A | 89 | Ma'umel Al-Ieramoon | 218 | 224 | 232 | 241 | 249 | 258 | 267 | 276 | 286 |
| A | 92 | Bakkarah & Shokaief | 2,476 | 2,548 | 2,639 | 2,732 | 2,829 | 2,929 | 3,032 | 3,139 | 3,249 |
| A | 97 | Teshreen | 17,717 | 18,232 | 18,880 | 19,549 | 20,241 | 20,956 | 21,695 | 22,459 | 23,248 |
| A | 100 | Halab Al-jadidah Janobi | 4,820 | 4,960 | 5,136 | 5,318 | 5,507 | 5,701 | 5,902 | 6,110 | 6,325 |
| A | 101 | Halab Al-jadidah Shimali | 11,351 | 11,681 | 12,096 | 12,525 | 12,968 | 13,426 | 13,900 | 14,389 | 14,894 |
| A | 102 | Al-mashro Al-ra'ed | 527 | 542 | 562 | 582 | 602 | 623 | 645 | 668 | 692 |
| A | 103 | Al-meridian | 19,872 | 20,450 | 21,176 | 21,927 | 22,703 | 23,505 | 24,334 | 25,190 | 26,075 |
| A | 104 | Al-forgan | 12,410 | 12,771 | 13,225 | 13,693 | 14,178 | 14,679 | 15,196 | 15,731 | 16,284 |
| A | 108 | Al-shahba | 12,844 | 13,218 | 13,687 | 14,172 | 14,674 | 15,192 | 15,728 | 16,281 | 16,853 |
| A | 129 | Khan Al-asal | 4,437 | 4,566 | 4,728 | 4,896 | 5,069 | 5,248 | 5,433 | 5,624 | 5,822 |
| A | 130 | Al-Ieramoon | 7,121 | 7,328 | 7,588 | 7,857 | 8,136 | 8,423 | 8,720 | 9,027 | 9,344 |
| A | 132 | Beniamin | 956 | 984 | 1,019 | 1,055 | 1,092 | 1,131 | 1,171 | 1,212 | 1,254 |
| A | 133 | El beraj | 326 | 335 | 347 | 360 | 372 | 386 | 399 | 413 | 428 |
| A | 134 | El malkia | 2,311 | 2,378 | 2,463 | 2,550 | 2,640 | 2,734 | 2,830 | 2,929 | 3,032 |
| A | 135 | El mansora | 1,712 | 1,762 | 1,824 | 1,889 | 1,956 | 2,025 | 2,096 | 2,170 | 2,246 |
| | | 小計 | 351,483 | 361,704 | 374,552 | 387,831 | 400,957 | 415,743 | 430,401 | 445,549 | 461,202 |

表 資-5-2-3 セクター別人口統計資料 (3)

| セクター | 地区番号 | 地区名 | 1994 | 1995 | 1996 | 1997 | 1998 | 1999 | 2000 | 2001 | 2002 |
|------|------|-----------------------|---------|---------|---------|---------|---------|---------|---------|---------|---------|
| B | 1 | En Al-Tal | 254 | 261 | 271 | 280 | 290 | 300 | 311 | 322 | 333 |
| B | 2 | Al-Sekh Fares | 10,081 | 10,374 | 10,743 | 11,124 | 11,517 | 11,924 | 12,344 | 12,779 | 13,228 |
| B | 3 | Torab Al-hollok | 13,364 | 13,753 | 14,241 | 14,746 | 15,268 | 15,807 | 16,365 | 16,941 | 17,536 |
| B | 10 | Sheikh Taha | 10,902 | 11,219 | 11,618 | 12,029 | 12,455 | 12,895 | 13,350 | 13,820 | 14,305 |
| B | 11 | Aroba | 8,468 | 8,714 | 9,024 | 9,344 | 8,674 | 10,016 | 10,369 | 10,734 | 11,111 |
| B | 12 | Al-Solaimaniah | 8,055 | 8,289 | 8,584 | 8,888 | 9,203 | 9,528 | 9,864 | 10,211 | 10,569 |
| B | 13 | Telephon Al-hawale | 12,677 | 13,046 | 13,509 | 13,988 | 14,483 | 14,995 | 15,523 | 16,070 | 16,634 |
| B | 14 | Midan Mashtal | 10,754 | 11,067 | 11,460 | 11,866 | 12,286 | 12,720 | 13,169 | 13,632 | 14,111 |
| B | 15 | Midan Kabir | 11,677 | 12,017 | 12,443 | 12,885 | 13,341 | 13,812 | 14,299 | 14,802 | 15,322 |
| B | 16 | Midan Kanisa | 19,562 | 20,131 | 20,846 | 21,585 | 22,349 | 23,138 | 23,954 | 24,797 | 25,669 |
| B | 17 | Bosatan El basha | 27,617 | 28,420 | 29,430 | 30,473 | 31,551 | 32,666 | 33,818 | 35,008 | 36,238 |
| B | 18 | Hidaria | 40,885 | 42,074 | 43,569 | 45,113 | 46,710 | 48,360 | 50,065 | 51,827 | 53,648 |
| B | 19 | Al-shaikh Khodder | 28,251 | 29,073 | 30,105 | 31,173 | 32,276 | 33,416 | 34,594 | 35,812 | 37,070 |
| B | 20 | Sakhoor Awal | 9,076 | 9,340 | 9,670 | 10,015 | 10,369 | 10,735 | 11,114 | 11,505 | 11,909 |
| B | 21 | Sakhoor Thani | 7,801 | 8,028 | 8,313 | 8,608 | 8,912 | 9,227 | 9,553 | 9,889 | 10,236 |
| B | 22 | Sakhoor Thaleth | 14,113 | 14,523 | 15,039 | 15,573 | 16,124 | 16,693 | 17,282 | 17,890 | 18,519 |
| B | 23 | Sleman Al-halabi | 9,579 | 9,858 | 10,208 | 10,570 | 10,944 | 11,330 | 11,730 | 12,143 | 12,569 |
| B | 24 | Shekh Abo Baker Arqob | 6,336 | 6,520 | 6,752 | 6,991 | 7,239 | 7,494 | 7,759 | 8,032 | 8,314 |
| B | 25 | Jabriah | 18,449 | 18,986 | 19,660 | 20,357 | 21,077 | 21,822 | 22,591 | 23,386 | 24,208 |
| B | 26 | Hamidian & Al-noial | 10,591 | 10,899 | 11,286 | 11,686 | 12,100 | 12,527 | 12,969 | 13,425 | 13,897 |
| B | 27 | Azizia | 7,581 | 7,801 | 8,079 | 8,365 | 8,661 | 8,967 | 9,283 | 9,610 | 9,947 |
| B | 37 | Salibah | 1,960 | 2,017 | 2,089 | 2,163 | 2,239 | 2,318 | 2,400 | 2,485 | 2,572 |
| B | 90 | Beedin | 17,993 | 18,516 | 19,174 | 19,854 | 20,556 | 21,283 | 22,033 | 22,808 | 23,610 |
| B | 96 | Madina Hanano | 46,098 | 47,439 | 49,124 | 50,865 | 52,665 | 54,526 | 56,448 | 58,435 | 60,488 |
| B | 122 | Boboth Sharkia | 77 | 79 | 82 | 85 | 88 | 91 | 94 | 98 | 101 |
| B | 123 | El ewaja | 5,047 | 5,194 | 5,378 | 5,569 | 5,766 | 5,970 | 6,180 | 6,398 | 6,622 |
| B | 124 | Kariat Elmira | 10,495 | 10,800 | 11,194 | 11,580 | 11,990 | 12,414 | 12,851 | 13,304 | 13,771 |
| B | 126 | Jebrin | 7,780 | 8,006 | 8,291 | 8,585 | 8,888 | 9,202 | 9,527 | 9,862 | 10,209 |
| B | 127 | Dewarina | 2,197 | 2,261 | 2,341 | 2,424 | 2,510 | 2,599 | 2,690 | 2,785 | 2,883 |
| B | 131 | Makta Eishahera | 4,343 | 4,469 | 4,628 | 4,792 | 4,962 | 5,137 | 5,318 | 5,505 | 5,699 |
| | | 小計 | 382,063 | 393,174 | 407,151 | 421,576 | 435,493 | 451,912 | 467,847 | 484,315 | 501,328 |

表 資-5-2-4 セクター別人口統計資料 (4)

| セクター | 地区番号 | 地区名 | 1994 | 1995 | 1996 | 1997 | 1998 | 1999 | 2000 | 2001 | 2002 |
|------|------|-----------------------|---------|---------|---------|---------|---------|---------|---------|---------|---------|
| C | 67 | Sef Al-daolah | 31,832 | 32,758 | 33,921 | 35,124 | 36,367 | 37,652 | 38,979 | 40,351 | 41,769 |
| C | 68 | A'zamiyah | 35,434 | 36,465 | 37,760 | 39,098 | 40,482 | 41,912 | 43,390 | 44,917 | 46,495 |
| C | 69 | Kalasa | 59,693 | 61,429 | 63,611 | 65,866 | 68,197 | 70,606 | 73,096 | 75,669 | 78,327 |
| C | 84 | Salah Al-din | 25,938 | 26,692 | 27,640 | 28,620 | 29,633 | 30,680 | 31,762 | 32,880 | 34,035 |
| C | 85 | Torbet Ansari | 11,906 | 12,252 | 12,687 | 13,137 | 13,602 | 14,083 | 14,579 | 15,092 | 15,623 |
| C | 86 | Al-Sokkari | 31,935 | 32,864 | 34,031 | 35,238 | 36,485 | 37,773 | 39,105 | 40,482 | 41,904 |
| C | 87 | Al-ramoseh | 1,373 | 1,413 | 1,463 | 1,515 | 1,569 | 1,624 | 1,681 | 1,740 | 1,802 |
| C | 88 | Al-shekh Sa'ed | 5,974 | 6,148 | 6,366 | 6,592 | 6,825 | 7,066 | 7,315 | 7,573 | 7,839 |
| C | 93 | Kallasch Al Qadima | 1,207 | 1,242 | 1,286 | 1,332 | 1,379 | 1,428 | 1,478 | 1,530 | 1,584 |
| C | 98 | Al-Amiria | 8,199 | 8,437 | 8,737 | 9,047 | 9,367 | 9,698 | 10,040 | 10,393 | 10,758 |
| C | 99 | Al-Hamduniah | 28,458 | 29,286 | 30,326 | 31,401 | 32,512 | 33,661 | 34,848 | 36,074 | 37,341 |
| C | 105 | Ansari Garbi | 39,661 | 40,814 | 42,264 | 43,763 | 45,311 | 46,912 | 48,566 | 50,275 | 52,042 |
| C | 106 | Ansari Mashhad | 19,857 | 20,434 | 21,160 | 21,911 | 22,686 | 23,487 | 24,315 | 25,171 | 26,056 |
| C | 107 | Ansari Sharki & Zabda | 30,025 | 30,898 | 31,996 | 33,130 | 34,303 | 35,514 | 36,767 | 38,061 | 39,398 |
| C | 109 | Magaer & Fardos | 19,712 | 20,285 | 21,006 | 21,751 | 22,520 | 23,316 | 24,138 | 24,987 | 25,865 |
| C | 110 | Salhin Awal | 20,548 | 21,146 | 21,897 | 22,673 | 23,475 | 24,305 | 25,162 | 26,047 | 26,962 |
| C | 114 | Dahiat Al-Asad | 15 | 15 | 16 | 17 | 17 | 18 | 18 | 19 | 20 |
| C | 120 | Tal Al-zarazi | 27,200 | 27,991 | 28,985 | 30,013 | 31,075 | 32,173 | 33,307 | 34,479 | 35,691 |
| | | 小計 | 398,967 | 410,569 | 425,152 | 440,228 | 455,805 | 471,908 | 488,546 | 505,740 | 523,511 |

表 資-5-2-5 セクター別人口統計資料 (5)

| セクター | 地区番号 | 地区名 | 1994 | 1995 | 1996 | 1997 | 1998 | 1999 | 2000 | 2001 | 2002 |
|------|------|---------------------|---------|---------|---------|---------|---------|---------|---------|---------|---------|
| D | 42 | Sadd Al-Waissey | 25,757 | 26,486 | 27,426 | 28,399 | 29,404 | 30,442 | 31,516 | 32,625 | 33,771 |
| D | 43 | Joret Awoad | 15,277 | 15,721 | 16,280 | 16,857 | 17,453 | 18,070 | 18,707 | 19,366 | 20,046 |
| D | 44 | Faraien | 4,201 | 4,323 | 4,477 | 4,635 | 4,800 | 4,969 | 5,144 | 5,325 | 5,512 |
| D | 46 | Dallalin | 2,975 | 3,062 | 3,170 | 3,283 | 3,399 | 3,519 | 3,643 | 3,771 | 3,904 |
| D | 59 | Qarem Alqatej | 10,143 | 10,438 | 10,809 | 11,192 | 11,588 | 11,997 | 12,420 | 12,858 | 13,309 |
| D | 60 | Dahret Awoad | 23,553 | 24,238 | 25,099 | 25,989 | 26,909 | 27,859 | 28,841 | 29,856 | 30,905 |
| D | 62 | Jeb qarrah Man | 1,759 | 1,810 | 1,874 | 1,941 | 2,010 | 2,081 | 2,154 | 2,230 | 2,308 |
| D | 66 | Karem Al-gaser | 9,776 | 10,060 | 10,418 | 10,787 | 11,169 | 11,563 | 11,971 | 12,392 | 12,828 |
| D | 74 | Safsafch | 960 | 988 | 1,023 | 1,059 | 1,097 | 1,136 | 1,176 | 1,217 | 1,260 |
| D | 77 | Mohummad Bek Salh | 3,977 | 4,093 | 4,238 | 4,388 | 4,544 | 4,704 | 4,870 | 5,041 | 5,218 |
| D | 78 | Badenjky | 2,711 | 2,790 | 2,889 | 2,991 | 3,097 | 3,207 | 3,320 | 3,437 | 3,557 |
| D | 79 | Bakkaret Qebnian | 1,507 | 1,551 | 1,606 | 1,663 | 1,722 | 1,783 | 1,845 | 1,910 | 1,977 |
| D | 80 | Ma'adi | 7,443 | 7,659 | 7,932 | 8,213 | 8,503 | 8,804 | 9,114 | 9,435 | 9,766 |
| D | 81 | Makamat | 14,320 | 14,736 | 15,260 | 15,801 | 16,360 | 16,938 | 17,535 | 18,152 | 18,790 |
| D | 82 | Karem serri | 10,553 | 10,860 | 11,246 | 11,644 | 12,056 | 12,482 | 12,922 | 13,377 | 13,847 |
| D | 83 | Maqar Al-unbhu Awal | 10,219 | 10,516 | 1,089 | 11,276 | 11,675 | 12,087 | 12,513 | 12,954 | 13,409 |
| D | 91 | Maqar Al-anbhu | 15,610 | 16,064 | 16,635 | 17,224 | 17,834 | 18,464 | 19,115 | 19,788 | 20,483 |
| D | 94 | Al-ma'asrania | 13,128 | 13,510 | 13,990 | 14,486 | 14,998 | 15,528 | 16,076 | 16,641 | 17,226 |
| D | 111 | Salhin Thani | 44,577 | 45,873 | 47,503 | 49,187 | 50,928 | 52,727 | 54,586 | 56,507 | 58,492 |
| D | 112 | Kurom Doba | 3,796 | 3,906 | 4,045 | 4,189 | 4,337 | 4,490 | 4,648 | 4,812 | 4,981 |
| D | 113 | Karem Miassar | 14,247 | 14,661 | 15,182 | 15,720 | 16,277 | 16,852 | 17,446 | 18,060 | 18,694 |
| D | 115 | Karem Al-bittar | 10,249 | 10,547 | 10,922 | 11,309 | 11,709 | 12,123 | 12,550 | 12,992 | 13,448 |
| D | 116 | Turbet Lala | 21,465 | 22,089 | 22,874 | 23,685 | 24,523 | 25,389 | 26,285 | 27,210 | 28,166 |
| D | 117 | Karem Al-jazmati | 11,412 | 11,744 | 12,161 | 12,592 | 13,038 | 13,498 | 13,974 | 14,466 | 14,974 |
| D | 118 | Karem Al-Nahhas | 7,019 | 7,223 | 7,480 | 7,745 | 8,019 | 8,302 | 8,595 | 8,897 | 9,210 |
| D | 119 | Karem Barri | 1,159 | 1,193 | 1,235 | 1,279 | 1,324 | 1,371 | 1,419 | 1,469 | 1,521 |
| D | 121 | Aredd Al-hamra | 17,909 | 18,430 | 19,084 | 19,761 | 20,460 | 21,183 | 21,930 | 22,702 | 23,500 |
| D | 125 | Madafa | 10,275 | 10,574 | 10,949 | 11,338 | 11,739 | 12,154 | 12,582 | 13,025 | 13,482 |
| D | 128 | Meer El hosen | 751 | 773 | 800 | 829 | 858 | 888 | 920 | 952 | 985 |
| | | 小計 | 316,708 | 325,918 | 327,696 | 349,462 | 361,830 | 374,610 | 387,817 | 401,467 | 415,569 |

表 資-5-2-6 セクター別人口統計資料 (6)

| セクター | 地区番号 | 地区名 | 1994 | 1995 | 1996 | 1997 | 1998 | 1999 | 2000 | 2001 | 2002 |
|------|------|----------------------|---------|---------|---------|---------|---------|---------|---------|---------|---------|
| E | 33 | Enin & Waraka | 286 | 294 | 305 | 316 | 327 | 338 | 350 | 363 | 375 |
| E | 34 | Aqabah | 2,308 | 2,375 | 2,459 | 2,547 | 2,637 | 2,730 | 2,826 | 2,926 | 3,028 |
| E | 35 | Wara Al-jana | 1,683 | 1,752 | 1,793 | 1,857 | 1,923 | 1,991 | 2,061 | 2,133 | 2,208 |
| E | 36 | Buhusita | 346 | 356 | 369 | 382 | 395 | 409 | 424 | 439 | 454 |
| E | 38 | Waglliah & Hazazh | 3,351 | 3,448 | 3,571 | 3,698 | 3,828 | 3,964 | 4,103 | 4,248 | 4,397 |
| E | 39 | Oasral Al-harami | 5,147 | 5,297 | 5,485 | 5,679 | 5,880 | 6,088 | 6,303 | 6,524 | 6,754 |
| E | 40 | Egiol | 4,480 | 4,480 | 4,774 | 4,943 | 5,112 | 5,299 | 5,486 | 5,679 | 5,878 |
| E | 41 | Karem Al-jabal | 9,816 | 10,101 | 10,460 | 10,831 | 11,214 | 11,611 | 12,020 | 12,443 | 12,880 |
| E | 45 | Qarleg | 5,995 | 6,169 | 6,388 | 6,615 | 6,849 | 7,091 | 7,341 | 7,599 | 7,866 |
| E | 47 | Shmesataiah | 2,108 | 2,169 | 2,246 | 2,326 | 2,408 | 2,493 | 2,581 | 2,672 | 2,766 |
| E | 48 | Mawardi | 3,319 | 3,416 | 3,537 | 3,662 | 3,792 | 3,926 | 4,064 | 4,207 | 4,355 |
| E | 49 | Bsamch & shar'asos | 2,586 | 2,661 | 2,756 | 2,853 | 2,954 | 3,059 | 3,167 | 3,278 | 3,393 |
| E | 50 | Sahet Al-tmanir | 3,593 | 3,697 | 3,829 | 3,965 | 4,105 | 4,250 | 4,400 | 4,555 | 4,715 |
| E | 51 | Bandaret Al-islam | 2,033 | 2,092 | 2,166 | 2,243 | 2,323 | 2,405 | 2,489 | 2,577 | 2,668 |
| E | 52 | Farafira | 1,912 | 1,968 | 2,037 | 2,110 | 2,184 | 2,262 | 2,341 | 2,424 | 2,509 |
| E | 53 | Trab El Ghoraba | 1,325 | 1,364 | 1,412 | 1,462 | 1,514 | 1,567 | 1,623 | 1,680 | 1,739 |
| E | 54 | Al-jamiliah | 2,186 | 2,250 | 2,329 | 2,412 | 2,497 | 2,586 | 2,677 | 2,771 | 2,868 |
| E | 55 | Baladda | 3,072 | 3,161 | 3,274 | 3,390 | 3,510 | 3,634 | 3,762 | 3,894 | 4,031 |
| E | 56 | Abraj | 2,143 | 2,205 | 2,284 | 2,365 | 2,448 | 2,535 | 2,624 | 2,717 | 2,812 |
| E | 57 | Sajili Khan Fokani | 2,640 | 2,717 | 2,813 | 2,913 | 3,016 | 3,123 | 3,233 | 3,347 | 3,464 |
| E | 58 | Qadi Askar | 4,339 | 4,465 | 4,628 | 4,788 | 4,950 | 5,132 | 5,313 | 5,500 | 5,693 |
| E | 63 | Bab Ahmar | 1,787 | 1,839 | 1,904 | 1,972 | 2,042 | 2,114 | 2,188 | 2,265 | 2,345 |
| E | 64 | Safa hia | 1,812 | 1,865 | 1,931 | 1,999 | 2,070 | 2,143 | 2,219 | 2,297 | 2,376 |
| E | 65 | Jalloom | 5,016 | 5,162 | 5,345 | 5,535 | 5,731 | 5,933 | 6,142 | 6,358 | 6,582 |
| E | 70 | Kalah El Soraif | 9,800 | 10,085 | 10,443 | 10,813 | 11,196 | 11,592 | 12,000 | 12,423 | 12,859 |
| E | 71 | Saba Beza & Maghazla | 3,776 | 3,886 | 4,024 | 4,167 | 4,314 | 4,466 | 4,624 | 4,787 | 4,955 |
| E | 72 | Oashiah | 5,727 | 5,894 | 6,103 | 6,319 | 6,543 | 6,774 | 7,013 | 7,260 | 7,515 |
| E | 73 | A'jam | 2,985 | 3,072 | 3,181 | 3,294 | 3,410 | 3,531 | 3,655 | 3,784 | 3,917 |
| E | 75 | Dho Dho & Tal'aran | 2,989 | 3,076 | 3,185 | 3,298 | 3,415 | 3,535 | 3,660 | 3,789 | 3,922 |
| E | 76 | Blat F.t | 2,053 | 2,113 | 2,188 | 2,265 | 2,345 | 2,428 | 2,514 | 2,602 | 2,694 |
| | | 小計 | 100,613 | 103,409 | 107,219 | 111,019 | 114,932 | 119,009 | 123,203 | 127,541 | 132,020 |

(3) アレッポ市ごみ収集車両稼働実績

表 資-5-3-1 車別最終処分場搬入記録 (2月1日~2月7日)

| Vehicle No. | Manufacturer | Capacity (ton) | Loading Efficiency (%) | Feb.1 | | Feb.2 | | Feb.3 | | Feb.4 | | Feb.5 | | Feb.6 | | Feb.7 | |
|-------------|--------------|----------------|------------------------|-------|--------------|-------|--------------|-------|--------------|-------|--------------|-------|--------------|-------|--------------|-------|--------------|
| | | | | Sat | | Sun | | Mon | | Tue | | Wed | | Thu | | Fri | |
| | | | | Trips | Amount (ton) | Trips | Amount (ton) | Trips | Amount (ton) | Trips | Amount (ton) | Trips | Amount (ton) | Trips | Amount (ton) | Trips | Amount (ton) |
| 610 | MACK | 7 | 75 | | 0 | | 0 | | 0 | | 0 | | 0 | | 0 | | 0 |
| 621 | MACK | 7 | 75 | | 0 | | 0 | | 0 | | 0 | | 0 | | 0 | | 0 |
| 653 | MACK | 7 | 75 | | 0 | | 0 | | 0 | | 0 | | 0 | | 0 | | 0 |
| 658 | MACK | 7 | 75 | | 0 | | 0 | | 0 | | 0 | | 0 | | 0 | | 0 |
| 702 | TOYOTA | 2 | 80 | 2 | 3.2 | 2 | 3.2 | 2 | 3.2 | 2 | 3.2 | 2 | 3.2 | 2 | 3.2 | 2 | 3.2 |
| 703 | TOYOTA | 2 | 80 | | 0 | | 0 | | 0 | | 0 | | 0 | | 0 | | 0 |
| 704 | TOYOTA | 2 | 80 | | 0 | 2 | 3.2 | | 0 | | 0 | 1 | 1.6 | 2 | 3.2 | 2 | 3.2 |
| 706 | TOYOTA | 4 | 80 | | 0 | 1 | 3.2 | 1 | 3.2 | 1 | 3.2 | | 0 | | 0 | | 0 |
| 707 | TOYOTA | 4 | 80 | 2 | 6.4 | | 0 | 2 | 6.4 | 2 | 6.4 | 2 | 6.4 | | 0 | | 0 |
| 708 | TOYOTA | 4 | 80 | | 0 | | 0 | | 0 | | 0 | | 0 | | 0 | | 0 |
| 710 | TOYOTA | 4 | 80 | 2 | 6.4 | 2 | 6.4 | 2 | 6.4 | 1 | 3.2 | 2 | 6.4 | 2 | 6.4 | 2 | 6.4 |
| 711 | TOYOTA | 4 | 80 | 1 | 3.2 | 1 | 3.2 | 1 | 3.2 | 2 | 6.4 | 2 | 6.4 | | 0 | | 0 |
| 712 | TOYOTA | 4 | 80 | | 0 | | 0 | | 0 | | 0 | | 0 | | 0 | | 0 |
| 713 | TOYOTA | 4 | 80 | | 0 | | 0 | | 0 | | 0 | | 0 | | 0 | | 0 |
| 714 | TOYOTA | 4 | 80 | | 0 | 1 | 3.2 | 1 | 3.2 | 1 | 3.2 | 2 | 6.4 | | 0 | | 0 |
| 715 | TOYOTA | 4 | 80 | 2 | 6.4 | 2 | 6.4 | 2 | 6.4 | 2 | 6.4 | 2 | 6.4 | 2 | 6.4 | | 0 |
| 716 | TOYOTA | 4 | 80 | | 0 | | 0 | | 0 | | 0 | | 0 | | 0 | | 0 |
| 717 | TOYOTA | 4 | 80 | | 0 | | 0 | | 0 | | 0 | | 0 | | 0 | | 0 |
| 719 | TOYOTA | 4 | 80 | 2 | 6.4 | 1 | 3.2 | 2 | 6.4 | 2 | 6.4 | 2 | 6.4 | 2 | 6.4 | 2 | 6.4 |
| 720 | TOYOTA | 4 | 80 | | 0 | 1 | 3.2 | 2 | 6.4 | 2 | 6.4 | 1 | 3.2 | 1 | 3.2 | | 0 |
| 721 | TOYOTA | 4 | 80 | 2 | 6.4 | 2 | 6.4 | 2 | 6.4 | 1 | 3.2 | 2 | 6.4 | 1 | 3.2 | | 0 |
| 722 | TOYOTA | 4 | 80 | 2 | 6.4 | 2 | 6.4 | 2 | 6.4 | 2 | 6.4 | 2 | 6.4 | 2 | 6.4 | 2 | 6.4 |
| 723 | TOYOTA | 4 | 80 | 2 | 6.4 | 2 | 6.4 | 2 | 6.4 | 2 | 6.4 | 2 | 6.4 | 2 | 6.4 | 2 | 6.4 |
| 724 | TOYOTA | 4 | 80 | 2 | 6.4 | | 0 | 2 | 6.4 | 2 | 6.4 | 2 | 6.4 | 1 | 3.2 | | 0 |
| 729 | TOYOTA | 4 | 80 | 2 | 6.4 | | 0 | 1 | 3.2 | 1 | 3.2 | 2 | 6.4 | | 0 | | 0 |
| 730 | MAN | 7 | 90 | 2 | 12.6 | 2 | 12.6 | 2 | 12.6 | 2 | 12.6 | 2 | 12.6 | 2 | 12.6 | 2 | 12.6 |
| 731 | MAN | 7 | 90 | 3 | 18.9 | 3 | 18.9 | 3 | 18.9 | 3 | 18.9 | 3 | 18.9 | 3 | 18.9 | 3 | 18.9 |
| 732 | MAN | 7 | 90 | | 0 | | 0 | | 0 | | 0 | | 0 | | 0 | | 0 |
| 733 | MAN | 7 | 90 | 2 | 12.6 | 2 | 12.6 | | 0 | | 0 | 2 | 12.6 | 2 | 12.6 | | 0 |
| 734 | MAN | 7 | 90 | | 0 | | 0 | 2 | 12.6 | 2 | 12.6 | | 0 | | 0 | | 0 |
| 735 | MAN | 7 | 90 | 2 | 12.6 | 2 | 12.6 | 2 | 12.6 | 2 | 12.6 | | 0 | | 0 | | 0 |
| 736 | MAN | 7 | 90 | 2 | 12.6 | 2 | 12.6 | 2 | 12.6 | 2 | 12.6 | 2 | 12.6 | 2 | 12.6 | 2 | 12.6 |
| 738 | MAN | 7 | 90 | | 0 | | 0 | | 0 | | 0 | 2 | 12.6 | 2 | 12.6 | | 0 |
| 739 | MAN | 7 | 90 | | 0 | | 0 | | 0 | | 0 | | 0 | | 0 | | 0 |
| 740 | MAN | 7 | 90 | 2 | 12.6 | 2 | 12.6 | 2 | 12.6 | 2 | 12.6 | 2 | 12.6 | 2 | 12.6 | 2 | 12.6 |
| 741 | MAN | 7 | 90 | | 0 | | 0 | 2 | 12.6 | | 0 | | 0 | | 0 | | 0 |
| 743 | MAN | 7 | 90 | 2 | 12.6 | 2 | 12.6 | 2 | 12.6 | 2 | 12.6 | 2 | 12.6 | 2 | 12.6 | 2 | 12.6 |
| 744 | MAN | 7 | 90 | 2 | 12.6 | 2 | 12.6 | 2 | 12.6 | 2 | 12.6 | | 0 | | 0 | | 0 |
| 745 | MAN | 7 | 90 | 2 | 12.6 | 2 | 12.6 | 1 | 6.3 | 2 | 12.6 | 2 | 12.6 | 2 | 12.6 | | 0 |
| 746 | MAN | 7 | 90 | | 0 | | 0 | 2 | 12.6 | 2 | 12.6 | 2 | 12.6 | 2 | 12.6 | | 0 |
| 747 | MAN | 7 | 90 | 2 | 12.6 | | 0 | 2 | 12.6 | 2 | 12.6 | 2 | 12.6 | 2 | 12.6 | 2 | 12.6 |
| 748 | MAN | 7 | 90 | 3 | 18.9 | 2 | 12.6 | 2 | 12.6 | 2 | 12.6 | 2 | 12.6 | 2 | 12.6 | | 0 |
| 749 | MAN | 7 | 90 | 1 | 6.3 | 1 | 6.3 | 2 | 12.6 | 1 | 6.3 | 1 | 6.3 | 1 | 6.3 | 1 | 6.3 |
| 750 | MAN | 7 | 90 | 2 | 12.6 | 4 | 25.2 | | 0 | | 0 | | 0 | 2 | 12.6 | 2 | 12.6 |
| 753 | MAN | 7 | 90 | | 0 | 2 | 12.6 | | 0 | | 0 | | 0 | 2 | 12.6 | | 0 |
| 754 | MAN | 7 | 90 | 2 | 12.6 | 2 | 12.6 | 1 | 6.3 | 2 | 12.6 | 2 | 12.6 | 2 | 12.6 | | 0 |
| 2170 | F.LINNER | 7 | 90 | 2 | 12.6 | 2 | 12.6 | 2 | 12.6 | 2 | 12.6 | 2 | 12.6 | 2 | 12.6 | | 0 |
| 2171 | F.LINNER | 7 | 90 | 2 | 12.6 | 1 | 6.3 | 2 | 12.6 | 2 | 12.6 | 1 | 6.3 | 2 | 12.6 | | 0 |
| 2172 | F.LINNER | 7 | 90 | 1 | 6.3 | 1 | 6.3 | 2 | 12.6 | 2 | 12.6 | 2 | 12.6 | | 0 | | 0 |
| 2173 | F.LINNER | 7 | 90 | 2 | 12.6 | 2 | 12.6 | 3 | 18.9 | 2 | 12.6 | 2 | 12.6 | 2 | 12.6 | | 0 |
| 2174 | F.LINNER | 7 | 90 | 2 | 12.6 | 2 | 12.6 | 1 | 6.3 | | 0 | 2 | 12.6 | 2 | 12.6 | 2 | 12.6 |
| 2175 | F.LINNER | 7 | 90 | | 0 | | 0 | | 0 | | 0 | | 0 | | 0 | | 0 |
| 359 | FIAT | 3 | 100 | | 0 | | 0 | | 0 | | 0 | | 0 | | 0 | | 0 |
| 414 | MAZ | 3 | 100 | | 0 | | 0 | | 0 | | 0 | | 0 | | 0 | 4 | 12 |
| 434 | VOLVO | 8 | 100 | | 0 | | 0 | | 0 | | 0 | | 0 | | 0 | 4 | 32 |
| 435 | VOLVO | 8 | 100 | 4 | 32 | 4 | 32 | | 0 | 3 | 24 | 4 | 32 | 4 | 32 | 4 | 32 |
| 436 | VOLVO | 8 | 100 | | 0 | | 0 | | 0 | | 0 | | 0 | | 0 | | 0 |
| 437 | VOLVO | 8 | 100 | 4 | 32 | | 0 | 4 | 32 | 3 | 24 | | 0 | 4 | 32 | 3 | 24 |
| 438 | VOLVO | 8 | 100 | | 0 | | 0 | | 0 | | 0 | | 0 | | 0 | | 0 |
| 440 | VOLVO | 8 | 100 | | 0 | | 0 | | 0 | | 0 | | 0 | | 0 | | 0 |
| 444 | VOLVO | 8 | 100 | | 0 | | 0 | | 0 | | 0 | | 0 | | 0 | | 0 |
| 445 | VOLVO | 8 | 100 | | 0 | | 0 | | 0 | 3 | 24 | 4 | 32 | 4 | 32 | 4 | 32 |
| 446 | VOLVO | 8 | 100 | 4 | 32 | 4 | 32 | 4 | 32 | 2 | 16 | 4 | 32 | 4 | 32 | 4 | 32 |
| 447 | VOLVO | 8 | 100 | 4 | 32 | 6 | 48 | 4 | 32 | 3 | 24 | 4 | 32 | 4 | 32 | 4 | 32 |
| 449 | VOLVO | 8 | 100 | 4 | 32 | 2 | 16 | 4 | 32 | | 0 | | 0 | 4 | 32 | 4 | 32 |
| Sub total | | | | | 463.4 | | 421.8 | | 447.3 | | 409.2 | | 426.9 | | 479.1 | | 344.8 |

| Vehicle No. | Manufacturer | Capacity (ton) | Loading Efficiency (%) | Feb.1 | | Feb.2 | | Feb.3 | | Feb.4 | | Feb.5 | | Feb.6 | | Feb.7 | |
|-------------|--------------|----------------|------------------------|-------|--------------|-------|--------------|-------|--------------|-------|--------------|-------|--------------|-------|--------------|-------|--------------|
| | | | | Sat | | Sun | | Mon | | Tue | | Wed | | Thu | | Fri | |
| | | | | Trips | Amount (ton) | Trips | Amount (ton) | Trips | Amount (ton) | Trips | Amount (ton) | Trips | Amount (ton) | Trips | Amount (ton) | Trips | Amount (ton) |
| 609 | MACK | 7 | 75 | 2 | 10.5 | 3 | 15.75 | 1 | 5.25 | 3 | 15.75 | 2 | 10.5 | 3 | 15.75 | 2 | 10.5 |
| 613 | MACK | 7 | 75 | 3 | 15.75 | 2 | 10.5 | 3 | 15.75 | 2 | 10.5 | 2 | 10.5 | 2 | 10.5 | 2 | 10.5 |
| 617 | MACK | 7 | 75 | 2 | 10.5 | 2 | 10.5 | 2 | 10.5 | 2 | 10.5 | 2 | 10.5 | 2 | 10.5 | 2 | 10.5 |
| 618 | MACK | 7 | 75 | 2 | 10.5 | | 0 | 2 | 10.5 | 2 | 10.5 | 2 | 10.5 | 2 | 10.5 | 2 | 10.5 |
| 619 | MACK | 7 | 75 | | 0 | | 0 | 2 | 10.5 | | 0 | | 0 | | 0 | | 0 |
| 625 | MACK | 7 | 75 | 2 | 10.5 | 4 | 21 | 2 | 10.5 | 4 | 21 | | 0 | | 0 | | 0 |
| 626 | MACK | 7 | 75 | 2 | 10.5 | 2 | 10.5 | | 0 | | 0 | 2 | 10.5 | 2 | 10.5 | 2 | 10.5 |
| 627 | MACK | 7 | 75 | | 0 | 1 | 5.25 | | 0 | | 0 | | 0 | | 0 | | 0 |
| 630 | MACK | 7 | 75 | | 0 | | 0 | | 0 | | 0 | | 0 | | 0 | | 0 |
| 632 | MACK | 7 | 75 | 3 | 15.75 | 2 | 10.5 | 2 | 10.5 | 2 | 10.5 | 2 | 10.5 | 2 | 10.5 | 2 | 10.5 |
| 634 | MACK | 7 | 75 | 2 | 10.5 | 2 | 10.5 | 2 | 10.5 | 2 | 10.5 | 2 | 10.5 | 2 | 10.5 | 2 | 10.5 |
| 635 | MACK | 7 | 75 | 2 | 10.5 | 2 | 10.5 | 2 | 10.5 | 2 | 10.5 | 2 | 10.5 | 2 | 10.5 | 2 | 10.5 |
| 636 | MACK | 7 | 75 | 2 | 10.5 | 2 | 10.5 | 2 | 10.5 | 2 | 10.5 | 2 | 10.5 | 2 | 10.5 | 2 | 10.5 |
| 640 | MACK | 7 | 75 | | 0 | | 0 | | 0 | | 0 | | 0 | | 0 | | 0 |
| 642 | MACK | 7 | 75 | 3 | 15.75 | 2 | 10.5 | 2 | 10.5 | 2 | 10.5 | 2 | 10.5 | 2 | 10.5 | 2 | 10.5 |
| 645 | MACK | 7 | 75 | | 0 | | 0 | | 0 | | 0 | | 0 | | 0 | | 0 |
| 646 | MACK | 7 | 75 | 2 | 10.5 | | 0 | | 0 | | 0 | | 0 | 2 | 10.5 | 1 | 5.25 |
| 647 | MACK | 7 | 75 | | 0 | | 0 | | 0 | | 0 | | 0 | | 0 | | 0 |
| 650 | MACK | 7 | 75 | 2 | 10.5 | 2 | 10.5 | 2 | 10.5 | 2 | 10.5 | 2 | 10.5 | 2 | 10.5 | 2 | 10.5 |
| 737 | MAN | 7 | 90 | 2 | 12.6 | 2 | 12.6 | 2 | 12.6 | 2 | 12.6 | 2 | 12.6 | 2 | 12.6 | 2 | 12.6 |
| 742 | MAN | 7 | 90 | | 0 | | 0 | 2 | 12.6 | 2 | 12.6 | 2 | 12.6 | 2 | 12.6 | 2 | 12.6 |
| 752 | MAN | 7 | 90 | 2 | 12.6 | 2 | 12.6 | | 0 | | 0 | 2 | 12.6 | 2 | 12.6 | | 0 |
| 755 | CHEVROLET | 7 | 90 | | 0 | | 0 | | 0 | | 0 | | 0 | | 0 | | 0 |
| 848887 | BENZ | 3 | 100 | | 0 | | 0 | | 0 | | 0 | | 0 | | 0 | | 0 |
| 511307 | BENZ | 3 | 100 | | 0 | | 0 | | 0 | | 0 | | 0 | | 0 | | 0 |
| 779828 | BENZ | 3 | 100 | | 0 | | 0 | | 0 | | 0 | | 0 | | 0 | | 0 |
| 550140 | | 3 | 100 | | 0 | | 0 | | 0 | | 0 | | 0 | | 0 | | 0 |
| Sub total | | | | | 177.45 | | 161.7 | | 151.2 | | 156.45 | | 153.3 | | 169.05 | | 145.95 |
| 31 | | 3 | 90 | | 0 | | 0 | | 0 | | 0 | | 0 | | 0 | | 0 |
| 709 | | 3 | 90 | | 0 | | 0 | | 0 | | 0 | | 0 | | 0 | | 0 |
| 442 | | 3 | 90 | | 0 | | 0 | | 0 | | 0 | | 0 | | 0 | | 0 |
| 959062 | | 3 | 90 | | 0 | | 0 | | 0 | | 0 | | 0 | | 0 | | 0 |
| 439 | | 3 | 90 | | 0 | 4 | 10.8 | | 0 | | 0 | | 0 | | 0 | | 0 |
| 705 | | 3 | 90 | 2 | 5.4 | 2 | 5.4 | 2 | 5.4 | 2 | 5.4 | 2 | 5.4 | 2 | 5.4 | 2 | 5.4 |
| 698 | | 3 | 90 | 2 | 5.4 | 2 | 5.4 | 2 | 5.4 | 2 | 5.4 | 2 | 5.4 | 2 | 5.4 | 2 | 5.4 |
| 608 | | 3 | 90 | 2 | 5.4 | 3 | 8.1 | 2 | 5.4 | 2 | 5.4 | 2 | 5.4 | 1 | 2.7 | 2 | 5.4 |
| 643 | | 3 | 90 | 2 | 5.4 | 1 | 2.7 | 2 | 5.4 | 1 | 2.7 | 1 | 2.7 | 1 | 2.7 | 1 | 2.7 |
| 654 | | 3 | 90 | 2 | 5.4 | 1 | 2.7 | 1 | 2.7 | 1 | 2.7 | 3 | 8.1 | | 0 | 1 | 2.7 |
| 614 | | 4 | 90 | 2 | 7.2 | 2 | 7.2 | 2 | 7.2 | 2 | 7.2 | 2 | 7.2 | 2 | 7.2 | 2 | 7.2 |
| 628 | | 3 | 90 | 2 | 5.4 | 3 | 8.1 | 2 | 5.4 | 2 | 5.4 | 3 | 8.1 | 3 | 8.1 | 2 | 5.4 |
| 648 | | 3 | 90 | 2 | 5.4 | 2 | 5.4 | 3 | 8.1 | 3 | 8.1 | 3 | 8.1 | 2 | 5.4 | 3 | 8.1 |
| 639 | | 3 | 90 | 2 | 5.4 | 2 | 5.4 | 1 | 2.7 | 2 | 5.4 | 2 | 5.4 | 2 | 5.4 | 1 | 2.7 |
| 41(2131) | | 3 | 90 | 6 | 16.2 | 6 | 16.2 | 6 | 16.2 | 6 | 16.2 | 5 | 13.5 | 6 | 16.2 | 6 | 16.2 |
| 71(1664) | | 3 | 90 | 6 | 16.2 | 6 | 16.2 | 6 | 16.2 | 6 | 16.2 | 6 | 16.2 | 6 | 16.2 | 6 | 16.2 |
| 41(7119) | | 3 | 90 | 4 | 10.8 | 4 | 10.8 | 4 | 10.8 | 4 | 10.8 | 4 | 10.8 | 4 | 10.8 | 4 | 10.8 |
| 41(9949) | | 8 | 90 | 3 | 21.6 | 4 | 28.8 | 4 | 28.8 | 4 | 28.8 | 4 | 28.8 | 4 | 28.8 | 4 | 28.8 |
| 718 | | 3 | 90 | | 0 | | 0 | | 0 | | 0 | 1 | 2.7 | 2 | 5.4 | | 0 |
| 751 | | 3 | 90 | | 0 | | 0 | | 0 | | 0 | | 0 | 2 | 5.4 | | 0 |
| Sub total | | | | | 115.2 | | 133.2 | | 119.7 | | 119.7 | | 127.8 | | 125.1 | | 117 |
| Total | | | | | 756.05 | | 716.7 | | 718.2 | | 685.35 | | 708 | | 773.55 | | 607.75 |

表 資-5-3-2 車両別再処分場搬入記録(5月24日~5月30日)

| Vehicle No. | Manufacturer | Capacity (ton) | Loading Efficiency (%) | May 24 | | May 25 | | May 26 | | May 27 | | May 28 | | May 29 | | May 30 | |
|-------------|--------------|----------------|------------------------|--------|--------------|--------|--------------|--------|--------------|--------|--------------|--------|--------------|--------|--------------|--------|--------------|
| | | | | Sat | | Sun | | Mon | | Tue | | Wed | | Thu | | Fri | |
| | | | | Trips | Amount (ton) | Trips | Amount (ton) | Trips | Amount (ton) | Trips | Amount (ton) | Trips | Amount (ton) | Trips | Amount (ton) | Trips | Amount (ton) |
| 610 | MACK | 7 | 75 | | 0 | | 0 | | 0 | | 0 | | 0 | | 0 | | 0 |
| 621 | MACK | 7 | 75 | | 0 | | 0 | | 0 | | 0 | | 0 | | 0 | | 0 |
| 653 | MACK | 7 | 75 | | 0 | | 0 | | 0 | | 0 | | 0 | | 0 | | 0 |
| 658 | MACK | 7 | 75 | | 0 | | 0 | | 0 | | 0 | | 0 | | 0 | | 0 |
| 702 | TOYOTA | 2 | 80 | 2 | 3.2 | 2 | 3.2 | 2 | 3.2 | 1 | 1.6 | | 0 | 1 | 1.6 | 1 | 1.6 |
| 703 | TOYOTA | 2 | 80 | 1 | 1.6 | | 0 | 2 | 3.2 | | 0 | | 0 | | 0 | | 0 |
| 704 | TOYOTA | 2 | 80 | | 0 | 2 | 3.2 | | 0 | 1 | 1.6 | 1 | 1.6 | 1 | 1.6 | 2 | 3.2 |
| 706 | TOYOTA | 4 | 80 | 2 | 6.4 | 1 | 3.2 | | 0 | 2 | 6.4 | 1 | 3.2 | 1 | 3.2 | | 0 |
| 707 | TOYOTA | 4 | 80 | 2 | 6.4 | 2 | 6.4 | 2 | 6.4 | 2 | 6.4 | 2 | 6.4 | | 0 | 2 | 6.4 |
| 708 | TOYOTA | 4 | 80 | 1 | 3.2 | 1 | 3.2 | | 0 | | 0 | | 0 | 1 | 3.2 | 1 | 3.2 |
| 710 | TOYOTA | 4 | 80 | | 0 | 1 | 3.2 | 2 | 6.4 | 2 | 6.4 | 1 | 3.2 | 2 | 6.4 | 1 | 3.2 |
| 711 | TOYOTA | 4 | 80 | | 0 | | 0 | 2 | 6.4 | 2 | 6.4 | 2 | 6.4 | 1 | 3.2 | 2 | 6.4 |
| 712 | TOYOTA | 4 | 80 | 1 | 3.2 | 1 | 3.2 | 2 | 6.4 | 2 | 6.4 | | 0 | 2 | 6.4 | 2 | 6.4 |
| 713 | TOYOTA | 4 | 80 | | 0 | | 0 | | 0 | | 0 | | 0 | | 0 | | 0 |
| 714 | TOYOTA | 4 | 80 | | 0 | | 0 | | 0 | | 0 | 1 | 3.2 | | 0 | | 0 |
| 715 | TOYOTA | 4 | 80 | 2 | 6.4 | 2 | 6.4 | 2 | 6.4 | | 0 | 2 | 6.4 | 2 | 6.4 | 2 | 6.4 |
| 716 | TOYOTA | 4 | 80 | | 0 | | 0 | | 0 | | 0 | | 0 | | 0 | | 0 |
| 717 | TOYOTA | 4 | 80 | 2 | 6.4 | 2 | 6.4 | | 0 | | 0 | | 0 | | 0 | | 0 |
| 719 | TOYOTA | 4 | 80 | 2 | 6.4 | | 0 | 1 | 3.2 | 2 | 6.4 | 1 | 3.2 | 1 | 3.2 | 1 | 3.2 |
| 720 | TOYOTA | 4 | 80 | | 0 | 1 | 3.2 | 1 | 3.2 | | 0 | 1 | 3.2 | | 0 | | 0 |
| 721 | TOYOTA | 4 | 80 | 2 | 6.4 | 2 | 6.4 | 2 | 6.4 | 2 | 6.4 | 2 | 6.4 | 2 | 6.4 | | 0 |
| 722 | TOYOTA | 4 | 80 | 2 | 6.4 | 1 | 3.2 | 2 | 6.4 | 2 | 6.4 | 1 | 3.2 | 1 | 3.2 | 1 | 3.2 |
| 723 | TOYOTA | 4 | 80 | 2 | 6.4 | 2 | 6.4 | 2 | 6.4 | 2 | 6.4 | 3 | 9.6 | 2 | 6.4 | 2 | 6.4 |
| 724 | TOYOTA | 4 | 80 | | 0 | 1 | 3.2 | 2 | 6.4 | | 0 | 1 | 3.2 | 2 | 6.4 | | 0 |
| 729 | TOYOTA | 4 | 80 | 2 | 6.4 | 2 | 6.4 | | 0 | | 0 | | 0 | 2 | 6.4 | | 0 |
| 730 | MAN | 7 | 90 | | 0 | 2 | 12.6 | 3 | 18.9 | 2 | 12.6 | 2 | 12.6 | 4 | 25.2 | 2 | 12.6 |
| 731 | MAN | 7 | 90 | 2 | 12.6 | | 0 | 2 | 12.6 | 2 | 12.6 | 2 | 12.6 | 2 | 12.6 | 2 | 12.6 |
| 732 | MAN | 7 | 90 | | 0 | 2 | 12.6 | | 0 | | 0 | 1 | 6.3 | | 0 | | 0 |
| 733 | MAN | 7 | 90 | | 0 | 2 | 12.6 | 2 | 12.6 | 2 | 12.6 | 2 | 12.6 | | 0 | | 0 |
| 734 | MAN | 7 | 90 | | 0 | 2 | 12.6 | | 0 | 2 | 12.6 | 1 | 6.3 | 1 | 6.3 | 2 | 12.6 |
| 735 | MAN | 7 | 90 | 3 | 18.9 | | 0 | 3 | 18.9 | 4 | 25.2 | | 0 | | 0 | | 0 |
| 736 | MAN | 7 | 90 | 2 | 12.6 | 2 | 12.6 | 2 | 12.6 | 2 | 12.6 | 2 | 12.6 | 2 | 12.6 | | 0 |
| 738 | MAN | 7 | 90 | 1 | 6.3 | 2 | 12.6 | 2 | 12.6 | | 0 | 2 | 12.6 | | 0 | 2 | 12.6 |
| 739 | MAN | 7 | 90 | 2 | 12.6 | 2 | 12.6 | 2 | 12.6 | 2 | 12.6 | 2 | 12.6 | 2 | 12.6 | 2 | 12.6 |
| 740 | MAN | 7 | 90 | 2 | 12.6 | | 0 | 2 | 12.6 | 2 | 12.6 | 2 | 12.6 | 2 | 12.6 | 2 | 12.6 |
| 741 | MAN | 7 | 90 | 2 | 12.6 | | 0 | 2 | 12.6 | 2 | 12.6 | 2 | 12.6 | 2 | 12.6 | 2 | 12.6 |
| 743 | MAN | 7 | 90 | 2 | 12.6 | | 0 | | 0 | | 0 | | 0 | | 0 | 1 | 6.3 |
| 744 | MAN | 7 | 90 | | 0 | | 0 | | 0 | | 0 | 2 | 12.6 | 2 | 12.6 | 2 | 12.6 |
| 745 | MAN | 7 | 90 | | 0 | | 0 | 2 | 12.6 | 3 | 31.5 | 2 | 12.6 | | 0 | 2 | 12.6 |
| 746 | MAN | 7 | 90 | 2 | 12.6 | 2 | 12.6 | 2 | 12.6 | | 0 | | 0 | 2 | 12.6 | | 0 |
| 747 | MAN | 7 | 90 | 2 | 12.6 | 2 | 12.6 | 2 | 12.6 | 2 | 12.6 | 2 | 12.6 | | 0 | | 0 |
| 748 | MAN | 7 | 90 | 2 | 12.6 | 2 | 12.6 | 2 | 12.6 | 2 | 12.6 | 2 | 12.6 | 2 | 12.6 | | 0 |
| 749 | MAN | 7 | 90 | 2 | 12.6 | 2 | 12.6 | 1 | 6.3 | 2 | 12.6 | 2 | 12.6 | 1 | 6.3 | 1 | 6.3 |
| 750 | MAN | 7 | 90 | 3 | 18.9 | 3 | 18.9 | 3 | 18.9 | 2 | 12.6 | 3 | 18.9 | 3 | 18.9 | | 0 |
| 753 | MAN | 7 | 90 | 2 | 12.6 | | 0 | | 0 | | 0 | | 0 | 1 | 6.3 | | 0 |
| 754 | MAN | 7 | 90 | 2 | 12.6 | 2 | 12.6 | 2 | 12.6 | | 0 | 2 | 12.6 | 2 | 12.6 | 2 | 12.6 |
| 2170 | FLINNER | 7 | 90 | | 0 | 2 | 12.6 | 2 | 12.6 | | 0 | | 0 | | 0 | | 0 |
| 2171 | FLINNER | 7 | 90 | 1 | 6.3 | 2 | 12.6 | 2 | 12.6 | 2 | 12.6 | 2 | 12.6 | | 0 | | 0 |
| 2172 | FLINNER | 7 | 90 | | 0 | 2 | 12.6 | 2 | 12.6 | 3 | 18.9 | | 0 | 2 | 12.6 | 2 | 12.6 |
| 2173 | FLINNER | 7 | 90 | | 0 | | 0 | | 0 | | 0 | | 0 | | 0 | | 0 |
| 2174 | FLINNER | 7 | 90 | | 0 | | 0 | | 0 | | 0 | | 0 | | 0 | | 0 |
| 2175 | FLINNER | 7 | 90 | | 0 | | 0 | | 0 | | 0 | | 0 | | 0 | | 0 |
| 359 | FIAT | 3 | 100 | | 0 | | 0 | | 0 | | 0 | | 0 | | 0 | | 0 |
| 414 | MAZ | 3 | 100 | | 0 | | 0 | | 0 | | 0 | | 0 | | 0 | | 0 |
| 434 | VOLVO | 8 | 100 | 3 | 24 | 3 | 24 | 3 | 24 | 3 | 24 | | 0 | | 0 | | 0 |
| 435 | VOLVO | 8 | 100 | 3 | 24 | | 0 | 4 | 32 | | 0 | 3 | 24 | 4 | 32 | 3 | 24 |
| 436 | VOLVO | 8 | 100 | 3 | 24 | 3 | 24 | 2 | 16 | 2 | 16 | 2 | 16 | 2 | 16 | 2 | 16 |
| 437 | VOLVO | 8 | 100 | 3 | 24 | 3 | 24 | 3 | 24 | | 0 | 3 | 24 | 3 | 24 | 3 | 24 |
| 438 | VOLVO | 8 | 100 | 3 | 24 | 3 | 24 | | 0 | 3 | 24 | 3 | 24 | 3 | 24 | 3 | 24 |
| 440 | VOLVO | 8 | 100 | | 0 | | 0 | | 0 | | 0 | | 0 | | 0 | | 0 |
| 444 | VOLVO | 8 | 100 | | 0 | | 0 | | 0 | | 0 | | 0 | | 0 | | 0 |
| 445 | VOLVO | 8 | 100 | | 0 | | 0 | | 0 | | 0 | | 0 | | 0 | | 0 |
| 446 | VOLVO | 8 | 100 | | 0 | | 0 | | 0 | | 0 | | 0 | 3 | 24 | | 0 |
| 447 | VOLVO | 8 | 100 | | 0 | 3 | 24 | 4 | 32 | 4 | 32 | 2 | 16 | 4 | 32 | 3 | 24 |
| 449 | VOLVO | 8 | 100 | 3 | 24 | 4 | 32 | 4 | 32 | | 0 | 3 | 24 | 4 | 32 | 3 | 24 |
| Sub total | | | | | 414.4 | | 427.1 | | 482.4 | | 396.2 | | 407.7 | | 437 | | 312.8 |

| Vehicle No. | Manufacturer | Capacity (ton) | Loading Efficiency (%) | May 24 | | May 25 | | May 26 | | May 27 | | May 28 | | May 29 | | May 30 | |
|-------------|--------------|----------------|------------------------|--------|--------------|--------|--------------|--------|--------------|--------|--------------|--------|--------------|--------|--------------|--------|--------------|
| | | | | Sat | | Sun | | Mon | | Tue | | Wed | | Thu | | Fri | |
| | | | | Trips | Amount (ton) | Trips | Amount (ton) | Trips | Amount (ton) | Trips | Amount (ton) | Trips | Amount (ton) | Trips | Amount (ton) | Trips | Amount (ton) |
| 609 | MACK | 7 | 75 | 3 | 15.75 | 2 | 10.5 | 3 | 15.75 | 3 | 15.75 | 3 | 15.75 | 2 | 10.5 | 3 | 15.75 |
| 613 | MACK | 7 | 75 | 3 | 15.75 | 3 | 15.75 | 3 | 15.75 | 3 | 15.75 | 2 | 10.5 | 2 | 10.5 | 2 | 10.5 |
| 617 | MACK | 7 | 75 | 3 | 15.75 | 3 | 15.75 | 2 | 10.5 | 3 | 15.75 | 2 | 10.5 | 2 | 10.5 | 2 | 10.5 |
| 618 | MACK | 7 | 75 | 3 | 15.75 | 3 | 15.75 | 3 | 15.75 | 2 | 10.5 | 2 | 10.5 | 3 | 15.75 | 2 | 10.5 |
| 619 | MACK | 7 | 75 | | 0 | | 0 | | 0 | | 0 | | 0 | | 0 | | 0 |
| 625 | MACK | 7 | 75 | | 0 | | 0 | | 0 | | 0 | | 0 | | 0 | | 0 |
| 626 | MACK | 7 | 75 | 3 | 15.75 | 3 | 15.75 | 3 | 15.75 | 3 | 15.75 | 2 | 10.5 | 3 | 15.75 | 3 | 15.75 |
| 627 | MACK | 7 | 75 | 3 | 15.75 | 3 | 15.75 | 3 | 15.75 | 3 | 15.75 | 3 | 15.75 | 3 | 15.75 | 3 | 15.75 |
| 630 | MACK | 7 | 75 | | 0 | | 0 | | 0 | | 0 | | 0 | | 0 | | 0 |
| 632 | MACK | 7 | 75 | 2 | 10.5 | 2 | 10.5 | 2 | 10.5 | 2 | 10.5 | 1 | 5.25 | 2 | 10.5 | 2 | 10.5 |
| 634 | MACK | 7 | 75 | 2 | 10.5 | 2 | 10.5 | 2 | 10.5 | 3 | 15.75 | 3 | 15.75 | 2 | 10.5 | 2 | 10.5 |
| 635 | MACK | 7 | 75 | 3 | 15.75 | 3 | 15.75 | 3 | 15.75 | 2 | 10.5 | 2 | 10.5 | 2 | 10.5 | 2 | 10.5 |
| 636 | MACK | 7 | 75 | 3 | 15.75 | 2 | 10.5 | 2 | 10.5 | 3 | 15.75 | 3 | 15.75 | 2 | 10.5 | 3 | 15.75 |
| 640 | MACK | 7 | 75 | | 0 | | 0 | | 0 | | 0 | | 0 | | 0 | | 0 |
| 642 | MACK | 7 | 75 | 2 | 10.5 | 2 | 10.5 | 2 | 10.5 | 2 | 10.5 | 2 | 10.5 | 2 | 10.5 | 2 | 10.5 |
| 645 | MACK | 7 | 75 | | 0 | | 0 | | 0 | | 0 | | 0 | | 0 | | 0 |
| 646 | MACK | 7 | 75 | 2 | 10.5 | 2 | 10.5 | 3 | 15.75 | 2 | 10.5 | 3 | 15.75 | 3 | 15.75 | 2 | 10.5 |
| 647 | MACK | 7 | 75 | 3 | 15.75 | 3 | 15.75 | 3 | 15.75 | 3 | 15.75 | 3 | 15.75 | 4 | 21 | 3 | 15.75 |
| 650 | MACK | 7 | 75 | 2 | 10.5 | 3 | 15.75 | 3 | 15.75 | 3 | 15.75 | 3 | 15.75 | 3 | 15.75 | 3 | 15.75 |
| 737 | MAN | 7 | 90 | 3 | 18.9 | 3 | 18.9 | 3 | 18.9 | 3 | 18.9 | 3 | 18.9 | 3 | 18.9 | 3 | 18.9 |
| 742 | MAN | 7 | 90 | 4 | 25.2 | 3 | 18.9 | 4 | 25.2 | 4 | 25.2 | 4 | 25.2 | 4 | 25.2 | 4 | 25.2 |
| 752 | MAN | 7 | 90 | 3 | 18.9 | 3 | 18.9 | 3 | 18.9 | 3 | 18.9 | 3 | 18.9 | 3 | 18.9 | 3 | 18.9 |
| 755 | CHEVROLET | 7 | 90 | 3 | 18.9 | 3 | 18.9 | 2 | 12.6 | 3 | 18.9 | 0 | 0 | 2 | 12.6 | 2 | 12.6 |
| 848827 | BENZ | 3 | 100 | | 0 | | 0 | | 0 | | 0 | 3 | 9 | | 0 | | 0 |
| 511307 | BENZ | 3 | 100 | | 0 | | 0 | | 0 | 4 | 12 | | 0 | 5 | 15 | | 0 |
| 779828 | BENZ | 3 | 100 | | 0 | | 0 | | 0 | | 0 | | 0 | | 0 | | 0 |
| 550140 | | 3 | 100 | 6 | 18 | 5 | 15 | 5 | 15 | 6 | 18 | 5 | 15 | 6 | 18 | 4 | 12 |
| Sub total | | | | | 294.15 | | 279.6 | | 284.85 | | 306.15 | | 265.5 | | 292.35 | | 266.1 |
| 31 | | 3 | 100 | | 0 | | 0 | | 0 | | 0 | | 0 | | 0 | | 0 |
| 709 | | 3 | 100 | | 0 | | 0 | | 0 | 2 | 6 | 1 | 3 | 1 | 3 | 1 | 3 |
| 433 | | 3 | 100 | | 0 | | 0 | | 0 | | 0 | | 0 | | 0 | | 0 |
| 443 | | 3 | 100 | | 0 | | 0 | | 0 | | 0 | | 0 | | 0 | | 0 |
| 442 | | 3 | 100 | | 0 | | 0 | | 0 | | 0 | | 0 | | 0 | | 0 |
| 959062 | | 3 | 100 | | 0 | | 0 | | 0 | | 0 | | 0 | | 0 | | 0 |
| 439 | | 3 | 100 | | 0 | | 0 | | 0 | | 0 | | 0 | | 0 | | 0 |
| 4711472 | | 3 | 100 | | 0 | | 0 | | 0 | | 0 | | 0 | | 0 | | 0 |
| 560434 | | 3 | 100 | | 0 | | 0 | | 0 | | 0 | | 0 | | 0 | | 0 |
| 439 | | 3 | 100 | | 0 | | 0 | | 0 | | 0 | | 0 | | 0 | | 0 |
| 705 | | 3 | 100 | 2 | 6 | 2 | 6 | 2 | 6 | 2 | 6 | 2 | 6 | | 0 | 2 | 6 |
| 698 | | 3 | 100 | 2 | 6 | 2 | 6 | 2 | 6 | 2 | 6 | 2 | 6 | 2 | 6 | 2 | 6 |
| | | 3 | 100 | | 0 | | 0 | | 0 | | 0 | | 0 | | 0 | | 0 |
| 639 | | 3 | 100 | 3 | 9 | 2 | 6 | 3 | 9 | 2 | 6 | 3 | 9 | 3 | 9 | 3 | 9 |
| 648 | | 3 | 100 | 2 | 6 | 2 | 6 | 3 | 9 | 3 | 9 | 3 | 9 | 3 | 9 | 2 | 6 |
| 624 | | 3 | 100 | 2 | 6 | | 0 | | 0 | | 0 | | 0 | | 0 | | 0 |
| 71(1664) | | 3 | 100 | 6 | 18 | 6 | 18 | 6 | 18 | 7 | 21 | 6 | 18 | 7 | 21 | 6 | 18 |
| 41(9949) | | 8 | 100 | 5 | 40 | 4 | 32 | 4 | 32 | 4 | 32 | 4 | 32 | 0 | 0 | 5 | 40 |
| 71(1307) | | 3 | 100 | 5 | 15 | 5 | 15 | 5 | 15 | | 0 | 4 | 12 | 5 | 15 | 4 | 12 |
| 443 | | 3 | 100 | 3 | 9 | | 0 | | 0 | 2 | 6 | 1 | 3 | 3 | 9 | 4 | 12 |
| 359 | | 3 | 100 | 3 | 9 | 3 | 9 | | 0 | | 0 | | 0 | | 0 | | 0 |
| 614 | | 3 | 100 | 2 | 6 | | 0 | 2 | 6 | 3 | 9 | 2 | 6 | 2 | 6 | 3 | 9 |
| 751 | | 3 | 100 | | 0 | | 0 | 2 | 6 | 2 | 6 | | 0 | 2 | 6 | 2 | 6 |
| 302 | | 3 | 100 | | 0 | | 0 | | 0 | 3 | 9 | | 0 | | 0 | 2 | 6 |
| 637 | | 3 | 100 | | 0 | | 0 | | 0 | | 0 | | 0 | | 0 | 1 | 3 |
| | | | | | 0 | | 0 | | 0 | | 0 | | 0 | | 0 | | 0 |
| Sub total | | | | | 130 | | 98 | | 107 | | 116 | | 104 | | 84 | | 136 |
| Total | | | | | 838.55 | | 804.7 | | 874.25 | | 818.35 | | 777.2 | | 813.35 | | 714.9 |

表 資-5-3-3 車両別最終処分場搬入記録 (8月15日~8月21日)

| Vehicle No. | Manufacturer | Capacity (ton) | Loading Efficiency (%) | Aug.15 Fri | | Aug.16 Sat | | Aug.17 Sun | | Aug.18 Mon | | Aug.19 Tue | | Aug.20 Wed | | Aug.21 Thu | |
|-------------|--------------|----------------|------------------------|------------|--------------|------------|--------------|------------|--------------|------------|--------------|------------|--------------|------------|--------------|------------|--------------|
| | | | | Trips | Amount (ton) | Trips | Amount (ton) | Trips | Amount (ton) | Trips | Amount (ton) | Trips | Amount (ton) | Trips | Amount (ton) | Trips | Amount (ton) |
| 610 | MACK | 7 | 75 | 0 | 0 | 0 | 0 | 2 | 10.5 | 1 | 5.25 | 1 | 5.25 | 2 | 10.5 | 2 | 10.5 |
| 621 | MACK | 7 | 75 | 0 | 0 | 0 | 0 | 0 | 0 | 0 | 0 | 0 | 0 | 0 | 0 | 0 | 0 |
| 653 | MACK | 7 | 75 | 0 | 0 | 0 | 0 | 0 | 0 | 0 | 0 | 0 | 0 | 0 | 0 | 0 | 0 |
| 658 | MACK | 7 | 75 | 0 | 0 | 0 | 0 | 0 | 0 | 0 | 0 | 0 | 0 | 0 | 0 | 0 | 0 |
| 702 | TOYOTA | 2 | 80 | 1 | 3.2 | 2 | 3.2 | 1 | 1.6 | 2 | 3.2 | 2 | 3.2 | 1 | 1.6 | 2 | 3.2 |
| 703 | TOYOTA | 2 | 80 | 0 | 0 | 1 | 1.6 | 2 | 3.2 | 0 | 0 | 1 | 1.6 | 2 | 3.2 | 1 | 1.6 |
| 704 | TOYOTA | 2 | 80 | 0 | 0 | 0 | 0 | 0 | 0 | 0 | 0 | 0 | 0 | 0 | 0 | 0 | 0 |
| 706 | TOYOTA | 4 | 80 | 2 | 6.4 | 2 | 6.4 | 1 | 3.2 | 0 | 0 | 1 | 3.2 | 2 | 6.4 | 2 | 6.4 |
| 707 | TOYOTA | 4 | 80 | 2 | 6.4 | 2 | 6.4 | 2 | 6.4 | 2 | 6.4 | 1 | 3.2 | 2 | 6.4 | 2 | 6.4 |
| 708 | TOYOTA | 4 | 80 | 1 | 3.2 | 0 | 0 | 1 | 3.2 | 1 | 3.2 | 2 | 6.4 | 2 | 6.4 | 0 | 0 |
| 710 | TOYOTA | 4 | 80 | 1 | 3.2 | 0 | 0 | 2 | 6.4 | 2 | 6.4 | 2 | 6.4 | 0 | 0 | 2 | 6.4 |
| 711 | TOYOTA | 4 | 80 | 0 | 0 | 2 | 6.4 | 0 | 0 | 0 | 0 | 2 | 6.4 | 2 | 6.4 | 1 | 3.2 |
| 712 | TOYOTA | 4 | 80 | 0 | 0 | 0 | 0 | 2 | 6.4 | 2 | 6.4 | 2 | 6.4 | 0 | 0 | 2 | 6.4 |
| 713 | TOYOTA | 4 | 80 | 2 | 6.4 | 0 | 0 | 2 | 6.4 | 0 | 0 | 2 | 6.4 | 0 | 0 | 0 | 0 |
| 714 | TOYOTA | 4 | 80 | 2 | 6.4 | 2 | 6.4 | 2 | 6.4 | 2 | 6.4 | 0 | 0 | 2 | 6.4 | 2 | 6.4 |
| 715 | TOYOTA | 4 | 80 | 2 | 6.4 | 2 | 6.4 | 0 | 0 | 0 | 0 | 0 | 0 | 4 | 12.8 | 1 | 3.2 |
| 716 | TOYOTA | 4 | 80 | 1 | 3.2 | 1 | 3.2 | 2 | 6.4 | 2 | 6.4 | 2 | 6.4 | 0 | 0 | 2 | 6.4 |
| 717 | TOYOTA | 4 | 80 | 2 | 6.4 | 0 | 0 | 2 | 6.4 | 2 | 6.4 | 2 | 6.4 | 0 | 0 | 0 | 0 |
| 719 | TOYOTA | 4 | 80 | 2 | 6.4 | 2 | 6.4 | 2 | 6.4 | 0 | 0 | 2 | 6.4 | 1 | 3.2 | 1 | 3.2 |
| 720 | TOYOTA | 4 | 80 | 0 | 0 | 0 | 0 | 0 | 0 | 2 | 6.4 | 0 | 0 | 0 | 0 | 0 | 0 |
| 721 | TOYOTA | 4 | 80 | 1 | 3.2 | 1 | 3.2 | 0 | 0 | 0 | 0 | 0 | 0 | 0 | 0 | 0 | 0 |
| 722 | TOYOTA | 4 | 80 | 0 | 0 | 0 | 0 | 0 | 0 | 0 | 0 | 0 | 0 | 2 | 6.4 | 2 | 6.4 |
| 723 | TOYOTA | 4 | 80 | 0 | 0 | 0 | 0 | 0 | 0 | 0 | 0 | 2 | 6.4 | 0 | 0 | 0 | 0 |
| 724 | TOYOTA | 4 | 80 | 2 | 6.4 | 2 | 6.4 | 1 | 3.2 | 4 | 12.8 | 0 | 0 | 3 | 9.6 | 2 | 6.4 |
| 729 | TOYOTA | 4 | 80 | 0 | 0 | 0 | 0 | 2 | 6.4 | 1 | 3.2 | 2 | 6.4 | 2 | 6.4 | 0 | 0 |
| 730 | MAN | 7 | 90 | 0 | 0 | 0 | 0 | 3 | 18.9 | 2 | 12.6 | 3 | 18.9 | 3 | 18.9 | 3 | 18.9 |
| 731 | MAN | 7 | 90 | 0 | 0 | 2 | 12.6 | 2 | 12.6 | 4 | 25.2 | 0 | 0 | 2 | 12.6 | 2 | 12.6 |
| 732 | MAN | 7 | 90 | 4 | 25.2 | 0 | 0 | 2 | 12.6 | 3 | 18.9 | 0 | 0 | 2 | 12.6 | 2 | 12.6 |
| 733 | MAN | 7 | 90 | 0 | 0 | 2 | 12.6 | 2 | 12.6 | 2 | 12.6 | 0 | 0 | 3 | 18.9 | 0 | 0 |
| 734 | MAN | 7 | 90 | 0 | 0 | 0 | 0 | 0 | 0 | 0 | 0 | 2 | 12.6 | 0 | 0 | 0 | 0 |
| 735 | MAN | 7 | 90 | 3 | 18.9 | 2 | 12.6 | 2 | 12.6 | 2 | 12.6 | 0 | 0 | 0 | 0 | 0 | 0 |
| 736 | MAN | 7 | 90 | 0 | 0 | 2 | 12.6 | 2 | 12.6 | 0 | 0 | 2 | 12.6 | 2 | 12.6 | 2 | 12.6 |
| 738 | MAN | 7 | 90 | 2 | 12.6 | 2 | 12.6 | 2 | 12.6 | 2 | 12.6 | 2 | 12.6 | 2 | 12.6 | 2 | 12.6 |
| 739 | MAN | 7 | 90 | 0 | 0 | 2 | 12.6 | 0 | 0 | 2 | 12.6 | 3 | 18.9 | 0 | 0 | 2 | 12.6 |
| 740 | MAN | 7 | 90 | 2 | 12.6 | 2 | 12.6 | 2 | 12.6 | 2 | 12.6 | 2 | 12.6 | 2 | 12.6 | 2 | 12.6 |
| 741 | MAN | 7 | 90 | 0 | 0 | 0 | 0 | 0 | 0 | 2 | 12.6 | 2 | 12.6 | 2 | 12.6 | 3 | 18.9 |
| 743 | MAN | 7 | 90 | 3 | 18.9 | 5 | 31.5 | 0 | 0 | 2 | 12.6 | 3 | 18.9 | 2 | 12.6 | 0 | 0 |
| 744 | MAN | 7 | 90 | 0 | 0 | 2 | 12.6 | 0 | 0 | 2 | 12.6 | 2 | 12.6 | 2 | 12.6 | 2 | 12.6 |
| 745 | MAN | 7 | 90 | 0 | 0 | 2 | 12.6 | 2 | 12.6 | 0 | 0 | 0 | 0 | 2 | 12.6 | 2 | 12.6 |
| 746 | MAN | 7 | 90 | 0 | 0 | 0 | 0 | 0 | 0 | 0 | 0 | 0 | 0 | 0 | 0 | 0 | 0 |
| 747 | MAN | 7 | 90 | 0 | 0 | 2 | 12.6 | 2 | 12.6 | 3 | 18.9 | 2 | 12.6 | 2 | 12.6 | 2 | 12.6 |
| 748 | MAN | 7 | 90 | 0 | 0 | 3 | 18.9 | 3 | 18.9 | 2 | 12.6 | 2 | 12.6 | 2 | 12.6 | 2 | 12.6 |
| 749 | MAN | 7 | 90 | 1 | 6.3 | 2 | 12.6 | 2 | 12.6 | 1 | 6.3 | 2 | 12.6 | 2 | 12.6 | 2 | 12.6 |
| 750 | MAN | 7 | 90 | 2 | 12.6 | 2 | 12.6 | 0 | 0 | 0 | 0 | 2 | 12.6 | 2 | 12.6 | 0 | 0 |
| 753 | MAN | 7 | 90 | 2 | 12.6 | 2 | 12.6 | 2 | 12.6 | 0 | 0 | 2 | 12.6 | 2 | 12.6 | 2 | 12.6 |
| 754 | MAN | 7 | 90 | 2 | 12.6 | 2 | 12.6 | 2 | 12.6 | 2 | 12.6 | 2 | 12.6 | 0 | 0 | 2 | 12.6 |
| 2170 | F.LINNER | 7 | 90 | 2 | 12.6 | 0 | 0 | 2 | 12.6 | 2 | 12.6 | 2 | 12.6 | 2 | 12.6 | 0 | 0 |
| 2171 | F.LINNER | 7 | 90 | 2 | 12.6 | 2 | 12.6 | 2 | 12.6 | 2 | 12.6 | 2 | 12.6 | 2 | 12.6 | 2 | 12.6 |
| 2172 | F.LINNER | 7 | 90 | 2 | 12.6 | 2 | 12.6 | 2 | 12.6 | 2 | 12.6 | 2 | 12.6 | 2 | 12.6 | 0 | 0 |
| 2173 | F.LINNER | 7 | 90 | 0 | 0 | 2 | 12.6 | 2 | 12.6 | 2 | 12.6 | 2 | 12.6 | 2 | 12.6 | 2 | 12.6 |
| 2174 | F.LINNER | 7 | 90 | 2 | 12.6 | 2 | 12.6 | 2 | 12.6 | 2 | 12.6 | 2 | 12.6 | 2 | 12.6 | 2 | 12.6 |
| 2175 | F.LINNER | 7 | 90 | 0 | 0 | 2 | 12.6 | 0 | 0 | 0 | 0 | 0 | 0 | 0 | 0 | 0 | 0 |
| 359 | FIAT | 3 | 100 | 0 | 0 | 0 | 0 | 0 | 0 | 0 | 0 | 0 | 0 | 0 | 0 | 0 | 0 |
| 414 | MAZ | 3 | 100 | 0 | 0 | 0 | 0 | 0 | 0 | 0 | 0 | 0 | 0 | 0 | 0 | 0 | 0 |
| 434 | VOLVO | 8 | 100 | 3 | 24 | 0 | 0 | 0 | 0 | 3 | 24 | 0 | 0 | 0 | 0 | 3 | 24 |
| 435 | VOLVO | 8 | 100 | 3 | 24 | 3 | 24 | 0 | 0 | 3 | 24 | 3 | 24 | 3 | 24 | 3 | 24 |
| 436 | VOLVO | 8 | 100 | 3 | 24 | 3 | 24 | 3 | 24 | 0 | 0 | 5 | 40 | 0 | 0 | 2 | 16 |
| 437 | VOLVO | 8 | 100 | 0 | 0 | 3 | 24 | 3 | 24 | 3 | 24 | 2 | 16 | 3 | 24 | 3 | 24 |
| 438 | VOLVO | 8 | 100 | 0 | 0 | 3 | 24 | 3 | 24 | 3 | 24 | 3 | 24 | 3 | 24 | 3 | 24 |
| 440 | VOLVO | 8 | 100 | 0 | 0 | 0 | 0 | 0 | 0 | 0 | 0 | 0 | 0 | 0 | 0 | 0 | 0 |
| 444 | VOLVO | 8 | 100 | 0 | 0 | 1 | 8 | 0 | 0 | 2 | 16 | 0 | 0 | 0 | 0 | 2 | 16 |
| 445 | VOLVO | 8 | 100 | 0 | 0 | 0 | 0 | 0 | 0 | 0 | 0 | 3 | 24 | 0 | 0 | 0 | 0 |
| 446 | VOLVO | 8 | 100 | 3 | 24 | 3 | 24 | 0 | 0 | 3 | 24 | 0 | 0 | 3 | 24 | 0 | 0 |
| 447 | VOLVO | 8 | 100 | 3 | 24 | 0 | 0 | 3 | 24 | 3 | 24 | 0 | 0 | 3 | 24 | 3 | 24 |
| 449 | VOLVO | 8 | 100 | 0 | 0 | 3 | 24 | 3 | 24 | 3 | 24 | 0 | 0 | 0 | 0 | 3 | 24 |
| Sub total | | | | | 192.9 | | 497.8 | | 454.5 | | 524.15 | | 479.35 | | 482.9 | | 491.5 |

| Vehicle No. | Manufacturer | Capacity (ton) | Loading Efficiency (%) | Aug 15 Fri | | Aug 16 Sat | | Aug 17 Sun | | Aug 18 Mon | | Aug 19 Tue | | Aug 20 Wed | | Aug 21 Thu | |
|-------------|--------------|----------------|------------------------|---------------|--------------|---------------|--------------|---------------|--------------|---------------|--------------|---------------|--------------|---------------|--------------|---------------|--------------|
| | | | | Trips | Amount (ton) | Trips | Amount (ton) | Trips | Amount (ton) | Trips | Amount (ton) | Trips | Amount (ton) | Trips | Amount (ton) | Trips | Amount (ton) |
| 609 | MACK | 7 | 75 | 2 | 10.5 | 2 | 10.5 | 3 | 15.75 | 2 | 10.5 | 3 | 15.75 | 3 | 15.75 | 3 | 15.75 |
| 613 | MACK | 7 | 75 | 3 | 15.75 | 3 | 15.75 | 2 | 10.5 | 3 | 15.75 | 3 | 15.75 | 3 | 15.75 | 3 | 15.75 |
| 617 | MACK | 7 | 75 | 3 | 15.75 | 3 | 15.75 | 3 | 15.75 | 3 | 15.75 | 3 | 15.75 | 3 | 15.75 | 3 | 15.75 |
| 618 | MACK | 7 | 75 | 0 | 0 | 0 | 0 | 3 | 15.75 | 3 | 15.75 | 3 | 15.75 | 2 | 10.5 | 3 | 15.75 |
| 619 | MACK | 7 | 75 | 0 | 0 | 0 | 0 | 0 | 0 | 0 | 0 | 0 | 0 | 0 | 0 | 0 | 0 |
| 625 | MACK | 7 | 75 | 0 | 0 | 0 | 0 | 0 | 0 | 0 | 0 | 0 | 0 | 0 | 0 | 0 | 0 |
| 626 | MACK | 7 | 75 | 3 | 15.75 | 3 | 15.75 | 0 | 0 | 3 | 15.75 | 3 | 15.75 | 3 | 15.75 | 3 | 15.75 |
| 627 | MACK | 7 | 75 | 3 | 15.75 | 3 | 15.75 | 3 | 15.75 | 3 | 15.75 | 3 | 15.75 | 3 | 15.75 | 3 | 15.75 |
| 630 | MACK | 7 | 75 | 3 | 15.75 | 3 | 15.75 | 0 | 0 | 3 | 15.75 | 3 | 15.75 | 2 | 10.5 | 3 | 15.75 |
| 632 | MACK | 7 | 75 | 0 | 0 | 0 | 0 | 0 | 0 | 0 | 0 | 0 | 0 | 0 | 0 | 0 | 0 |
| 634 | MACK | 7 | 75 | 3 | 15.75 | 3 | 15.75 | 3 | 15.75 | 3 | 15.75 | 3 | 15.75 | 3 | 15.75 | 3 | 15.75 |
| 635 | MACK | 7 | 75 | 0 | 0 | 3 | 15.75 | 3 | 15.75 | 0 | 0 | 2 | 10.5 | 0 | 0 | 2 | 10.5 |
| 636 | MACK | 7 | 75 | 3 | 15.75 | 3 | 15.75 | 3 | 15.75 | 3 | 15.75 | 3 | 15.75 | 3 | 15.75 | 3 | 15.75 |
| 640 | MACK | 7 | 75 | 0 | 0 | 0 | 0 | 3 | 15.75 | 0 | 0 | 0 | 0 | 3 | 15.75 | 0 | 0 |
| 642 | MACK | 7 | 75 | 0 | 0 | 3 | 15.75 | 0 | 0 | 3 | 15.75 | 3 | 15.75 | 3 | 15.75 | 3 | 15.75 |
| 645 | MACK | 7 | 75 | 3 | 15.75 | 2 | 10.5 | 2 | 10.5 | 2 | 10.5 | 3 | 15.75 | 0 | 0 | 2 | 10.5 |
| 646 | MACK | 7 | 75 | 2 | 10.5 | 3 | 15.75 | 2 | 10.5 | 0 | 0 | 3 | 15.75 | 3 | 15.75 | 3 | 15.75 |
| 647 | MACK | 7 | 75 | 3 | 15.75 | 3 | 15.75 | 3 | 15.75 | 3 | 15.75 | 3 | 15.75 | 3 | 15.75 | 3 | 15.75 |
| 650 | MACK | 7 | 75 | 2 | 10.5 | 3 | 15.75 | 3 | 15.75 | 3 | 15.75 | 2 | 10.5 | 3 | 15.75 | 2 | 10.5 |
| 737 | MAN | 7 | 90 | 3 | 18.9 | 4 | 25.2 | 3 | 18.9 | 3 | 18.9 | 3 | 18.9 | 3 | 18.9 | 3 | 18.9 |
| 742 | MAN | 7 | 90 | 4 | 25.2 | 3 | 18.9 | 3 | 18.9 | 3 | 18.9 | 3 | 18.9 | 3 | 18.9 | 3 | 18.9 |
| 752 | MAN | 7 | 90 | 3 | 18.9 | 3 | 18.9 | 3 | 18.9 | 3 | 18.9 | 3 | 18.9 | 3 | 18.9 | 3 | 18.9 |
| 755 | CHEVROLET | 7 | 90 | 3 | 18.9 | 3 | 18.9 | 3 | 18.9 | 3 | 18.9 | 0 | 0 | 0 | 0 | 0 | 0 |
| 845887 | BENZ | 3 | 100 | 0 | 0 | 0 | 0 | 0 | 0 | 0 | 0 | 0 | 0 | 0 | 0 | 0 | 0 |
| 511307 | BENZ | 3 | 100 | 0 | 0 | 0 | 0 | 0 | 0 | 0 | 0 | 0 | 0 | 0 | 0 | 0 | 0 |
| 711664 | BENZ | 3 | 100 | 5 | 15 | 7 | 21 | 7 | 21 | 7 | 21 | 7 | 21 | 7 | 21 | 7 | 21 |
| 550140 | | 3 | 100 | 2 | 6 | 5 | 15 | 5 | 15 | 5 | 15 | 5 | 15 | 5 | 15 | 5 | 15 |
| Sub total | | | | | 260.4 | | 327.9 | | 300.6 | | 305.85 | | 318.45 | | 302.7 | | 313.2 |
| 301 | | 3 | 100 | 2 | 6 | 0 | 0 | 0 | 0 | 0 | 0 | 0 | 0 | 0 | 0 | 0 | 0 |
| 769 | | 3 | 100 | 3 | 9 | 0 | 0 | 0 | 0 | 0 | 0 | 0 | 0 | 0 | 0 | 0 | 0 |
| 442 | | 3 | 100 | 0 | 0 | 0 | 0 | 4 | 12 | 0 | 0 | 0 | 0 | 0 | 3 | 9 | 0 |
| 959062 | | 3 | 100 | 0 | 0 | 0 | 0 | 0 | 0 | 0 | 0 | 0 | 0 | 0 | 0 | 0 | 0 |
| 439 | | 3 | 100 | 0 | 0 | 0 | 0 | 0 | 0 | 0 | 0 | 0 | 0 | 0 | 0 | 0 | 0 |
| 4119942 | | 3 | 100 | 7 | 21 | 6 | 18 | 6 | 18 | 6 | 18 | 5 | 15 | 5 | 15 | 5 | 15 |
| 560434 | | 3 | 100 | 0 | 0 | 0 | 0 | 0 | 0 | 0 | 0 | 0 | 0 | 0 | 0 | 0 | 0 |
| 439 | | 3 | 100 | 0 | 0 | 0 | 0 | 0 | 0 | 0 | 0 | 0 | 0 | 0 | 0 | 0 | 0 |
| | | 4 | 75 | 0 | 0 | 0 | 0 | 0 | 0 | 0 | 0 | 0 | 0 | 0 | 0 | 0 | 0 |
| 628 | | 3 | 100 | 2 | 6 | 2 | 6 | 3 | 9 | 2 | 6 | 3 | 9 | 3 | 9 | 2 | 6 |
| 608 | | 3 | 100 | 2 | 6 | 0 | 0 | 0 | 0 | 0 | 0 | 0 | 0 | 0 | 0 | 0 | 0 |
| 611 | | 3 | 100 | 3 | 9 | 0 | 0 | 0 | 0 | 0 | 0 | 0 | 0 | 0 | 0 | 0 | 0 |
| 302 | | 3 | 100 | 0 | 0 | 2 | 6 | 2 | 6 | 2 | 6 | 0 | 0 | 2 | 6 | 0 | 0 |
| 637 | | 3 | 100 | 0 | 0 | 0 | 0 | 1 | 3 | 3 | 9 | 3 | 9 | 3 | 9 | 0 | 0 |
| 721 | | 3 | 100 | 0 | 0 | 0 | 0 | 2 | 6 | 0 | 0 | 0 | 0 | 0 | 1 | 3 | 0 |
| 606 | | 8 | 100 | 0 | 0 | 0 | 0 | 3 | 24 | 0 | 0 | 0 | 0 | 0 | 0 | 0 | 0 |
| 757 | | 3 | 100 | 0 | 0 | 0 | 0 | 0 | 0 | 0 | 3 | 9 | 4 | 12 | 3 | 9 | 0 |
| 637 | | 3 | 100 | 0 | 0 | 0 | 0 | 0 | 0 | 0 | 0 | 0 | 0 | 0 | 0 | 0 | 0 |
| 633 | | 3 | 100 | 0 | 0 | 0 | 0 | 0 | 0 | 0 | 0 | 0 | 2 | 6 | 0 | 0 | 0 |
| | | | | 0 | 0 | 0 | 0 | 0 | 0 | 0 | 0 | 0 | 0 | 0 | 0 | 0 | 0 |
| Sub total | | | | | 57 | | 30 | | 78 | | 39 | | 42 | | 57 | | 42 |
| Total | | | | | 711.3 | | 855.7 | | 833.1 | | 869 | | 839.8 | | 842.6 | | 846.7 |

表 資-5-3-4 車両別最終処分場搬入記録(10月25日~10月31日)

| Vehicle No. | Manufacturer | Capacity (ton) | Loading Efficiency (%) | Oct.25 | | Oct.26 | | Oct.27 | | Oct.28 | | Oct.29 | | Oct.30 | | Oct.31 | |
|-------------|--------------|----------------|------------------------|--------|--------------|--------|--------------|--------|--------------|--------|--------------|--------|--------------|--------|--------------|--------|--------------|
| | | | | Sat | | Sun | | Mon | | Tue | | Wed | | Thu | | Fri | |
| | | | | Trips | Amount (ton) | Trips | Amount (ton) | Trips | Amount (ton) | Trips | Amount (ton) | Trips | Amount (ton) | Trips | Amount (ton) | Trips | Amount (ton) |
| 610 | MACK | 7 | 75 | 1 | 5.25 | | 0 | | 0 | | 0 | 1 | 5.25 | 1 | 5.25 | 1 | 5.25 |
| 621 | MACK | 7 | 75 | | 0 | | 0 | | 0 | | 0 | | 0 | | 0 | | 0 |
| 653 | MACK | 7 | 75 | | 0 | | 0 | 1 | 5.25 | 1 | 5.25 | | 0 | 1 | 5.25 | 1 | 5.25 |
| 658 | MACK | 7 | 75 | | 0 | | 0 | | 0 | | 0 | | 0 | | 0 | | 0 |
| 702 | TOYOTA | 2 | 80 | 1 | 1.6 | 1 | 1.6 | | 0 | | 0 | | 0 | 1 | 1.6 | | 0 |
| 703 | TOYOTA | 2 | 80 | | 0 | | 0 | | 0 | | 0 | | 0 | | 0 | | 0 |
| 704 | TOYOTA | 2 | 80 | 1 | 1.6 | 1 | 1.6 | 1 | 1.6 | 1 | 1.6 | 1 | 1.6 | 1 | 1.6 | | 0 |
| 706 | TOYOTA | 4 | 80 | 2 | 6.4 | 1 | 3.2 | 1 | 3.2 | 1 | 3.2 | 1 | 3.2 | 1 | 3.2 | | 0 |
| 707 | TOYOTA | 4 | 80 | | 0 | 1 | 3.2 | | 0 | | 0 | | 0 | 1 | 3.2 | 1 | 3.2 |
| 708 | TOYOTA | 4 | 80 | 1 | 3.2 | 1 | 3.2 | 1 | 3.2 | 2 | 6.4 | 2 | 6.4 | 1 | 3.2 | 1 | 3.2 |
| 710 | TOYOTA | 4 | 80 | 2 | 6.4 | 2 | 6.4 | 1 | 3.2 | 2 | 6.4 | 2 | 6.4 | 1 | 3.2 | | 0 |
| 711 | TOYOTA | 4 | 80 | 1 | 3.2 | | 0 | 1 | 3.2 | | 0 | | 0 | | 0 | | 0 |
| 712 | TOYOTA | 4 | 80 | | 0 | | 0 | | 0 | | 0 | 2 | 6.4 | | 0 | | 0 |
| 713 | TOYOTA | 4 | 80 | 2 | 6.4 | | 0 | 3 | 9.6 | 2 | 6.4 | 2 | 6.4 | 1 | 3.2 | | 0 |
| 714 | TOYOTA | 4 | 80 | 1 | 3.2 | 2 | 6.4 | 1 | 3.2 | 2 | 6.4 | 1 | 3.2 | | 0 | 1 | 3.2 |
| 715 | TOYOTA | 4 | 80 | 3 | 9.6 | | 0 | 1 | 3.2 | 2 | 6.4 | 2 | 6.4 | 1 | 3.2 | 1 | 3.2 |
| 716 | TOYOTA | 4 | 80 | | 0 | | 0 | | 0 | | 0 | | 0 | | 0 | | 0 |
| 717 | TOYOTA | 4 | 80 | 2 | 6.4 | 2 | 6.4 | | 0 | | 0 | 2 | 6.4 | 1 | 3.2 | 1 | 3.2 |
| 719 | TOYOTA | 4 | 80 | | 0 | | 0 | | 0 | | 0 | | 0 | | 0 | | 0 |
| 720 | TOYOTA | 4 | 80 | | 0 | | 0 | | 0 | | 0 | | 0 | | 0 | | 0 |
| 721 | TOYOTA | 4 | 80 | 2 | 6.4 | 2 | 6.4 | 2 | 6.4 | 2 | 6.4 | 2 | 6.4 | 2 | 6.4 | 1 | 3.2 |
| 722 | TOYOTA | 4 | 80 | 1 | 3.2 | 1 | 3.2 | 2 | 6.4 | | 0 | | 0 | 2 | 6.4 | 1 | 3.2 |
| 723 | TOYOTA | 4 | 80 | | 0 | 2 | 6.4 | | 0 | | 0 | 2 | 6.4 | 1 | 3.2 | 2 | 6.4 |
| 724 | TOYOTA | 4 | 80 | 1 | 3.2 | 2 | 6.4 | 2 | 6.4 | | 0 | | 0 | | 0 | | 0 |
| 729 | TOYOTA | 4 | 80 | | 0 | 2 | 6.4 | | 0 | | 0 | | 0 | 1 | 3.2 | | 0 |
| 730 | MAN | 7 | 90 | 1 | 6.3 | 2 | 12.6 | | 0 | 1 | 6.3 | 3 | 18.9 | 3 | 18.9 | 3 | 18.9 |
| 731 | MAN | 7 | 90 | 2 | 12.6 | 1 | 6.3 | 1 | 6.3 | 1 | 6.3 | 1 | 6.3 | 1 | 6.3 | 2 | 12.6 |
| 732 | MAN | 7 | 90 | 1 | 6.3 | | 0 | 2 | 12.6 | 1 | 6.3 | 1 | 6.3 | 2 | 12.6 | 1 | 6.3 |
| 733 | MAN | 7 | 90 | 2 | 12.6 | 2 | 12.6 | | 0 | 2 | 12.6 | 2 | 12.6 | 2 | 12.6 | 1 | 6.3 |
| 734 | MAN | 7 | 90 | 2 | 12.6 | 1 | 6.3 | | 0 | | 0 | | 0 | | 0 | | 0 |
| 735 | MAN | 7 | 90 | | 0 | 1 | 6.3 | 2 | 12.6 | 2 | 12.6 | | 0 | 1 | 6.3 | 2 | 12.6 |
| 736 | MAN | 7 | 90 | 2 | 12.6 | 2 | 12.6 | 2 | 12.6 | 2 | 12.6 | 2 | 12.6 | 2 | 12.6 | 1 | 6.3 |
| 738 | MAN | 7 | 90 | 3 | 18.9 | 1 | 6.3 | | 0 | | 0 | | 0 | | 0 | 1 | 6.3 |
| 739 | MAN | 7 | 90 | | 0 | | 0 | | 0 | 4 | 25.2 | 3 | 18.9 | | 0 | | 0 |
| 740 | MAN | 7 | 90 | 1 | 6.3 | | 0 | | 0 | | 0 | 1 | 6.3 | | 0 | | 0 |
| 741 | MAN | 7 | 90 | | 0 | | 0 | 1 | 6.3 | 1 | 6.3 | | 0 | 2 | 12.6 | 1 | 6.3 |
| 743 | MAN | 7 | 90 | | 0 | 2 | 12.6 | 1 | 6.3 | 3 | 18.9 | 2 | 12.6 | 3 | 18.9 | 2 | 12.6 |
| 744 | MAN | 7 | 90 | 2 | 12.6 | 1 | 6.3 | | 0 | 3 | 18.9 | 1 | 6.3 | 3 | 18.9 | 2 | 12.6 |
| 745 | MAN | 7 | 90 | 2 | 12.6 | 2 | 12.6 | 1 | 6.3 | 2 | 12.6 | 1 | 6.3 | 4 | 25.2 | 2 | 12.6 |
| 746 | MAN | 7 | 90 | 1 | 6.3 | | 0 | | 0 | | 0 | 1 | 6.3 | | 0 | | 0 |
| 747 | MAN | 7 | 90 | 1 | 6.3 | 1 | 6.3 | 1 | 6.3 | 1 | 6.3 | 1 | 6.3 | 1 | 6.3 | 2 | 12.6 |
| 748 | MAN | 7 | 90 | 3 | 18.9 | 2 | 12.6 | 2 | 12.6 | 2 | 12.6 | 2 | 12.6 | 2 | 12.6 | | 0 |
| 749 | MAN | 7 | 90 | 1 | 6.3 | 2 | 12.6 | 1 | 6.3 | 4 | 25.2 | 2 | 12.6 | 1 | 6.3 | 1 | 6.3 |
| 750 | MAN | 7 | 90 | 3 | 18.9 | 2 | 12.6 | 3 | 18.9 | 1 | 6.3 | 3 | 18.9 | 2 | 12.6 | 4 | 25.2 |
| 753 | MAN | 7 | 90 | | 0 | 1 | 6.3 | | 0 | 2 | 12.6 | | 0 | | 0 | | 0 |
| 754 | MAN | 7 | 90 | 1 | 6.3 | 1 | 6.3 | 3 | 18.9 | | 0 | 2 | 12.6 | 1 | 6.3 | 1 | 6.3 |
| 2170 | F.LINNER | 7 | 90 | | 0 | 2 | 12.6 | 1 | 6.3 | 2 | 12.6 | 2 | 12.6 | 2 | 12.6 | 1 | 6.3 |
| 2171 | F.LINNER | 7 | 90 | 1 | 6.3 | | 0 | | 0 | | 0 | | 0 | | 0 | 1 | 6.3 |
| 2172 | F.LINNER | 7 | 90 | 2 | 12.6 | 2 | 12.6 | 2 | 12.6 | 2 | 12.6 | 2 | 12.6 | 2 | 12.6 | 2 | 12.6 |
| 2173 | F.LINNER | 7 | 90 | 2 | 12.6 | 2 | 12.6 | 2 | 12.6 | 2 | 12.6 | 2 | 12.6 | 2 | 12.6 | 2 | 12.6 |
| 2174 | F.LINNER | 7 | 90 | 1 | 6.3 | 2 | 12.6 | 2 | 12.6 | 3 | 18.9 | 2 | 12.6 | | 0 | | 0 |
| 2175 | F.LINNER | 7 | 90 | | 0 | | 0 | | 0 | | 0 | | 0 | | 0 | | 0 |
| 359 | FIAT | 3 | 100 | | 0 | | 0 | | 0 | | 0 | | 0 | | 0 | | 0 |
| 414 | MAZ | 3 | 100 | | 0 | 2 | 6 | 2 | 6 | 3 | 9 | 2 | 6 | 2 | 6 | | 0 |
| 434 | VOLVO | 8 | 100 | | 0 | | 0 | 1 | 8 | | 0 | | 0 | 2 | 16 | | 0 |
| 435 | VOLVO | 8 | 100 | 2 | 16 | | 0 | 1 | 8 | 2 | 16 | 2 | 16 | 2 | 16 | 2 | 16 |
| 436 | VOLVO | 8 | 100 | | 0 | 3 | 24 | | 0 | 3 | 24 | 2 | 16 | 2 | 16 | | 0 |
| 437 | VOLVO | 8 | 100 | 1 | 8 | | 0 | | 0 | 2 | 16 | | 0 | 2 | 16 | | 0 |
| 438 | VOLVO | 8 | 100 | | 0 | 2 | 16 | 1 | 8 | | 0 | | 0 | | 0 | | 0 |
| 440 | VOLVO | 8 | 100 | | 0 | | 0 | | 0 | | 0 | 1 | 8 | | 0 | | 0 |
| 444 | VOLVO | 8 | 100 | | 0 | 1 | 8 | 2 | 16 | 2 | 16 | 1 | 8 | | 0 | 1 | 8 |
| 445 | VOLVO | 8 | 100 | 1 | 8 | 1 | 8 | 1 | 8 | | 0 | 2 | 16 | 3 | 24 | | 0 |
| 446 | VOLVO | 8 | 100 | | 0 | | 0 | | 0 | 2 | 16 | | 0 | | 0 | 2 | 16 |
| 447 | VOLVO | 8 | 100 | 1 | 8 | | 0 | 1 | 8 | | 0 | 2 | 16 | 3 | 24 | 2 | 16 |
| 449 | VOLVO | 8 | 100 | 1 | 8 | 3 | 24 | 1 | 8 | | 0 | | 0 | | 0 | 2 | 16 |
| Sub total | | | | | 328.25 | | 348.4 | | 294.95 | | 397.45 | | 377.25 | | 400.1 | | 312.9 |

| Vehicle No. | Manufacturer | Capacity (ton) | Loading Efficiency (%) | Oct. 25 | | Oct. 26 | | Oct. 27 | | Oct. 28 | | Oct. 29 | | Oct. 30 | | Oct. 31 | |
|-------------|--------------|----------------|------------------------|---------|--------------|---------|--------------|---------|--------------|---------|--------------|---------|--------------|---------|--------------|---------|--------------|
| | | | | Sat | | Sun | | Mon | | Tue | | Wed | | Thu | | Fri | |
| | | | | Trips | Amount (ton) | Trips | Amount (ton) | Trips | Amount (ton) | Trips | Amount (ton) | Trips | Amount (ton) | Trips | Amount (ton) | Trips | Amount (ton) |
| 609 | MACK | 7 | 75 | 2 | 10.5 | | 0 | 2 | 10.5 | 3 | 15.75 | 3 | 15.75 | 3 | 15.75 | 3 | 15.75 |
| 613 | MACK | 7 | 75 | 2 | 10.5 | | 0 | 3 | 15.75 | 2 | 10.5 | 3 | 15.75 | 3 | 15.75 | 3 | 15.75 |
| 617 | MACK | 7 | 75 | 2 | 10.5 | 3 | 15.75 | 2 | 10.5 | 3 | 15.75 | 3 | 15.75 | 3 | 15.75 | 3 | 15.75 |
| 618 | MACK | 7 | 75 | 2 | 10.5 | 1 | 5.25 | | 0 | | 0 | | 0 | | | | 0 |
| 619 | MACK | 7 | 75 | | 0 | | 0 | | 0 | | 0 | | 0 | | | | 0 |
| 625 | MACK | 7 | 75 | | 0 | | 0 | | 0 | | 0 | | 0 | | | | 0 |
| 626 | MACK | 7 | 75 | 2 | 10.5 | 2 | 10.5 | 3 | 15.75 | 2 | 10.5 | 2 | 10.5 | 2 | 10.5 | 2 | 10.5 |
| 627 | MACK | 7 | 75 | 3 | 15.75 | 3 | 15.75 | 3 | 15.75 | 3 | 15.75 | 3 | 15.75 | 3 | 15.75 | 3 | 15.75 |
| 630 | MACK | 7 | 75 | 2 | 10.5 | 2 | 10.5 | 3 | 15.75 | 2 | 10.5 | 3 | 15.75 | 3 | 15.75 | 2 | 10.5 |
| 632 | MACK | 7 | 75 | | 0 | | 0 | | 0 | | 0 | | 2 | 10.5 | | 0 | |
| 634 | MACK | 7 | 75 | 3 | 15.75 | 2 | 10.5 | 2 | 10.5 | 3 | 15.75 | | 0 | 4 | 21 | 2 | 10.5 |
| 635 | MACK | 7 | 75 | 2 | 10.5 | 1 | 5.25 | 3 | 15.75 | 3 | 15.75 | 2 | 10.5 | 3 | 15.75 | 3 | 15.75 |
| 636 | MACK | 7 | 75 | | 0 | | 0 | 2 | 10.5 | 2 | 10.5 | 2 | 10.5 | 1 | 5.25 | 1 | 5.25 |
| 640 | MACK | 7 | 75 | | 0 | 3 | 15.75 | 3 | 15.75 | 2 | 10.5 | 2 | 10.5 | 3 | 15.75 | 2 | 10.5 |
| 642 | MACK | 7 | 75 | 4 | 21 | | 0 | 2 | 10.5 | 2 | 10.5 | 3 | 15.75 | | 0 | 2 | 10.5 |
| 645 | MACK | 7 | 75 | | 0 | 2 | 10.5 | | 0 | | 0 | | 0 | | | | 0 |
| 646 | MACK | 7 | 75 | 1 | 5.25 | 3 | 15.75 | 3 | 15.75 | 2 | 10.5 | 2 | 10.5 | 2 | 10.5 | 2 | 10.5 |
| 647 | MACK | 7 | 75 | 3 | 15.75 | | 0 | 3 | 15.75 | | 0 | 3 | 15.75 | 3 | 15.75 | 2 | 10.5 |
| 650 | MACK | 7 | 75 | 2 | 10.5 | 2 | 10.5 | 1 | 5.25 | 5 | 26.25 | 2 | 10.5 | 2 | 10.5 | 2 | 10.5 |
| 737 | MAN | 7 | 90 | 4 | 25.2 | 2 | 12.6 | | 0 | | 0 | | 0 | | 0 | 1 | 6.3 |
| 742 | MAN | 7 | 90 | 3 | 18.9 | 3 | 18.9 | 3 | 18.9 | 3 | 18.9 | 3 | 18.9 | 2 | 12.6 | 2 | 12.6 |
| 752 | MAN | 7 | 90 | 4 | 25.2 | 3 | 18.9 | 5 | 31.5 | 3 | 18.9 | 3 | 18.9 | 3 | 18.9 | 3 | 18.9 |
| 755 | CHEVROLET | 7 | 90 | 4 | 25.2 | 3 | 18.9 | 3 | 18.9 | 3 | 18.9 | 3 | 18.9 | 4 | 25.2 | 8 | 50.4 |
| 848827 | BENZ | 3 | 100 | 7 | 21 | 9 | 27 | 8 | 24 | 6 | 18 | 8 | 24 | 8 | 24 | 5 | 15 |
| 511307 | BENZ | 3 | 100 | 4 | 12 | 6 | 18 | 4 | 12 | 4 | 12 | | 0 | 7 | 21 | 2 | 6 |
| 779828 | BENZ | 3 | 100 | 4 | 12 | 3 | 9 | 4 | 12 | 3 | 9 | 3 | 9 | 4 | 12 | 4 | 12 |
| 550140 | | 3 | 100 | 6 | 18 | 6 | 18 | 4 | 12 | 3 | 9 | 4 | 12 | 5 | 15 | | 0 |
| Sub total | | | | | 315 | | 267.3 | | 313.05 | | 283.2 | | 285.45 | | 312.45 | | 289.2 |
| 310 | | 3 | 100 | 1 | 3 | 1 | 3 | 2 | 6 | 1 | 3 | 2 | 6 | 1 | 3 | 1 | 3 |
| 709 | | 3 | 100 | | 0 | 1 | 3 | 1 | 3 | 2 | 6 | 2 | 6 | 1 | 3 | 1 | 3 |
| 433 | | 3 | 100 | 1 | 3 | | 0 | | 0 | | 0 | | 0 | | 0 | 1 | 3 |
| 443 | | 3 | 100 | | 0 | 1 | 3 | | 0 | | 0 | | 0 | | 0 | | 0 |
| 442 | | 3 | 100 | | 0 | | 0 | | 0 | 1 | 3 | | 0 | | 0 | 1 | 3 |
| 959062 | | 3 | 100 | | 0 | | 0 | | 0 | | 0 | | 0 | | 0 | | 0 |
| 439 | | 3 | 100 | | 0 | 1 | 3 | | 0 | | 0 | | 0 | 2 | 6 | | 0 |
| 4711472 | | 3 | 100 | 1 | 3 | | 0 | | 0 | | 0 | | 0 | 1 | 3 | | 0 |
| 560434 | | 3 | 100 | | 0 | | 0 | | 0 | | 0 | 3 | 9 | | 0 | | 0 |
| 439 | | 3 | 100 | | 0 | | 0 | 1 | 3 | | 0 | 1 | 3 | 2 | 6 | | 0 |
| | | 4 | 75 | | 0 | | 0 | | 0 | | 0 | | 0 | | 0 | | 0 |
| 751 | | 3 | 100 | 2 | 6 | | 0 | | 0 | 2 | 6 | | 0 | | 0 | 2 | 6 |
| 637 | | 3 | 100 | 1 | 3 | 1 | 3 | | 0 | 1 | 3 | | 0 | | 0 | | 0 |
| 600 | | 3 | 100 | 1 | 3 | | 0 | | 0 | | 0 | | 0 | | 0 | | 0 |
| without | | 3 | 100 | 1 | 3 | | 0 | | 0 | | 0 | | 0 | | 0 | 2 | 6 |
| " | | 3 | 100 | 1 | 3 | | 0 | | 0 | | 0 | | 0 | | 0 | | 0 |
| " | | 3 | 100 | 1 | 3 | | 0 | 1 | 3 | | 0 | 1 | 3 | | 0 | | 0 |
| " | | 8 | 100 | 1 | 3 | | 0 | | 0 | | 0 | | 0 | | 0 | | 0 |
| 316 | | 3 | 100 | 1 | 3 | | 0 | | 0 | | 0 | | 0 | | 0 | | 0 |
| 1792 | | 3 | 100 | 1 | 3 | | 0 | | 0 | | 0 | | 0 | | 0 | | 0 |
| 95 | | 3 | 100 | | 0 | 2 | 6 | | 0 | | 0 | | 0 | | 0 | | 0 |
| " | | 3 | 100 | | 0 | 2 | 6 | | 0 | | 0 | | 0 | | 0 | | 0 |
| 18648 | | 3 | 100 | | 0 | 1 | 3 | | 0 | | 0 | 1 | 3 | | 0 | 2 | 6 |
| 411 | | 3 | 100 | | 0 | 1 | 3 | | 0 | 1 | 3 | | 0 | | 0 | | 0 |
| | | 3 | 100 | | 0 | 1 | 3 | | 0 | | 0 | | 0 | | 0 | | 0 |
| 420 | | 3 | 100 | | 0 | 1 | 3 | | 0 | | 0 | | 0 | | 0 | | 0 |
| 603 | | 3 | 100 | | 0 | 2 | 6 | | 0 | | 0 | | 0 | | 0 | | 0 |
| 1270 | | 3 | 100 | | 0 | | 0 | 1 | 3 | | 0 | | 0 | | 0 | | 0 |
| 137 | | 3 | 100 | | 0 | | 0 | 1 | 3 | | 0 | | 0 | | 0 | | 0 |
| 1731 | | 3 | 100 | | 0 | | 0 | | 0 | | 0 | 1 | 3 | | 0 | | 0 |
| | | | | | 0 | | 0 | | 0 | | 0 | | 0 | | 0 | | 0 |
| Sub total | | | | | 44 | | 45 | | 21 | | 24 | | 33 | | 21 | | 27 |
| Total | | | | | 687.25 | | 660.7 | | 629 | | 704.65 | | 695.7 | | 733.55 | | 629.1 |

表 資-5-3-5 車両別最終処分場搬入記録(11月6日~11月12日)

| Vehicle No. | Manufacturer | Capacity (ton) | Loading Efficiency (%) | Nov.6 | | Nov.7 | | Nov.8 | | Nov.9 | | Nov.10 | | Nov.11 | | Nov.12 | |
|-------------|--------------|----------------|------------------------|-------|--------------|-------|--------------|-------|--------------|-------|--------------|--------|--------------|--------|--------------|--------|--------------|
| | | | | Thu | | Fri | | Sat | | Sun | | Mon | | Tue | | Wed | |
| | | | | Trips | Amount (ton) | Trips | Amount (ton) | Trips | Amount (ton) | Trips | Amount (ton) | Trips | Amount (ton) | Trips | Amount (ton) | Trips | Amount (ton) |
| 610 | MACK | 7 | 75 | | 0 | 1 | 5.25 | 1 | 5.25 | 1 | 5.25 | 1 | 5.25 | 1 | 5.25 | 1 | 5.25 |
| 621 | MACK | 7 | 75 | | 0 | | 0 | | 0 | 2 | 10.5 | | 0 | | 0 | | 0 |
| 653 | MACK | 7 | 75 | 2 | 10.5 | 1 | 5.25 | 1 | 5.25 | | 0 | | 0 | | 0 | | 0 |
| 658 | MACK | 7 | 75 | | 0 | | 0 | | 0 | 2 | 10.5 | | 0 | | 0 | | 0 |
| 702 | TOYOTA | 2 | 80 | | 0 | | 0 | | 0 | | 0 | | 0 | | 0 | | 0 |
| 703 | TOYOTA | 2 | 80 | | 0 | | 0 | | 0 | | 0 | | 0 | | 0 | | 0 |
| 704 | TOYOTA | 2 | 80 | 1 | 1.6 | | 0 | 1 | 1.6 | 1 | 1.6 | 1 | 1.6 | 1 | 1.6 | | 0 |
| 706 | TOYOTA | 4 | 80 | | 0 | | 0 | | 0 | 1 | 3.2 | | 0 | 1 | 3.2 | 2 | 6.4 |
| 707 | TOYOTA | 4 | 80 | 2 | 6.4 | | 0 | | 0 | 2 | 6.4 | 2 | 6.4 | 2 | 6.4 | | 0 |
| 708 | TOYOTA | 4 | 80 | 1 | 3.2 | 1 | 3.2 | 1 | 3.2 | 1 | 3.2 | | 0 | 1 | 3.2 | 1 | 3.2 |
| 710 | TOYOTA | 4 | 80 | 1 | 3.2 | | 0 | 1 | 3.2 | 1 | 3.2 | 2 | 6.4 | 1 | 3.2 | 2 | 6.4 |
| 711 | TOYOTA | 4 | 80 | | 0 | | 0 | | 0 | | 0 | 1 | 3.2 | 1 | 3.2 | 1 | 3.2 |
| 712 | TOYOTA | 4 | 80 | | 0 | | 0 | | 0 | | 0 | | 0 | | 0 | | 0 |
| 713 | TOYOTA | 4 | 80 | | 0 | | 0 | | 0 | | 0 | | 0 | | 0 | | 0 |
| 714 | TOYOTA | 4 | 80 | 1 | 3.2 | 1 | 3.2 | 2 | 6.4 | 2 | 6.4 | 1 | 3.2 | 2 | 6.4 | 2 | 6.4 |
| 715 | TOYOTA | 4 | 80 | 1 | 3.2 | 1 | 3.2 | 3 | 9.6 | 1 | 3.2 | 2 | 6.4 | 2 | 6.4 | 1 | 3.2 |
| 716 | TOYOTA | 4 | 80 | | 0 | | 0 | | 0 | | 0 | | 0 | | 0 | | 0 |
| 717 | TOYOTA | 4 | 80 | 2 | 6.4 | 2 | 6.4 | 2 | 6.4 | 2 | 6.4 | 2 | 6.4 | 2 | 6.4 | | 0 |
| 719 | TOYOTA | 4 | 80 | | 0 | | 0 | | 0 | | 0 | | 0 | | 0 | | 0 |
| 720 | TOYOTA | 4 | 80 | | 0 | | 0 | | 0 | | 0 | | 0 | | 0 | | 0 |
| 721 | TOYOTA | 4 | 80 | 2 | 6.4 | 1 | 3.2 | | 0 | 2 | 6.4 | 2 | 6.4 | 2 | 6.4 | 2 | 6.4 |
| 722 | TOYOTA | 4 | 80 | 2 | 6.4 | 1 | 3.2 | 2 | 6.4 | | 0 | 1 | 3.2 | 1 | 3.2 | 1 | 3.2 |
| 723 | TOYOTA | 4 | 80 | 2 | 6.4 | 2 | 6.4 | 2 | 6.4 | 1 | 3.2 | 2 | 6.4 | 2 | 6.4 | 2 | 6.4 |
| 724 | TOYOTA | 4 | 80 | | 0 | | 0 | | 0 | | 0 | | 0 | | 0 | | 0 |
| 729 | TOYOTA | 4 | 80 | 2 | 6.4 | 1 | 3.2 | | 0 | | 0 | | 0 | | 0 | | 0 |
| 730 | MAN | 7 | 90 | 2 | 12.6 | 1 | 6.3 | 2 | 12.6 | 2 | 12.6 | 1 | 6.3 | 3 | 18.9 | 3 | 18.9 |
| 731 | MAN | 7 | 90 | | 0 | 1 | 6.3 | 1 | 6.3 | | 0 | 1 | 6.3 | | 0 | 2 | 12.6 |
| 732 | MAN | 7 | 90 | | 0 | | 0 | | 0 | | 0 | | 0 | | 0 | | 0 |
| 733 | MAN | 7 | 90 | 2 | 12.6 | 1 | 6.3 | 3 | 18.9 | 2 | 12.6 | | 0 | 1 | 6.3 | 2 | 12.6 |
| 734 | MAN | 7 | 90 | 1 | 6.3 | 3 | 18.9 | 2 | 12.6 | 2 | 12.6 | 2 | 12.6 | | 0 | | 0 |
| 735 | MAN | 7 | 90 | | 0 | | 0 | | 0 | | 0 | | 0 | | 0 | 2 | 12.6 |
| 736 | MAN | 7 | 90 | | 0 | 2 | 12.6 | 1 | 6.3 | 2 | 12.6 | 2 | 12.6 | | 0 | | 0 |
| 738 | MAN | 7 | 90 | 2 | 12.6 | 2 | 12.6 | | 0 | 1 | 6.3 | 3 | 18.9 | | 0 | 2 | 12.6 |
| 739 | MAN | 7 | 90 | 2 | 12.6 | | 0 | | 0 | 1 | 6.3 | 3 | 18.9 | | 0 | 3 | 18.9 |
| 740 | MAN | 7 | 90 | 1 | 6.3 | | 0 | | 0 | | 0 | | 0 | | 0 | | 0 |
| 741 | MAN | 7 | 90 | 3 | 18.9 | | 0 | 1 | 6.3 | 2 | 12.6 | 2 | 12.6 | 2 | 12.6 | 2 | 12.6 |
| 743 | MAN | 7 | 90 | 2 | 12.6 | 1 | 6.3 | 1 | 6.3 | | 0 | | 0 | | 0 | | 0 |
| 744 | MAN | 7 | 90 | 1 | 6.3 | 1 | 6.3 | 2 | 12.6 | 2 | 12.6 | 2 | 12.6 | 2 | 12.6 | 2 | 12.6 |
| 745 | MAN | 7 | 90 | 1 | 6.3 | 3 | 18.9 | 2 | 12.6 | 2 | 12.6 | 2 | 12.6 | 3 | 18.9 | 1 | 6.3 |
| 746 | MAN | 7 | 90 | 1 | 6.3 | | 0 | 2 | 12.6 | 1 | 6.3 | 2 | 12.6 | 1 | 6.3 | 3 | 18.9 |
| 747 | MAN | 7 | 90 | 1 | 6.3 | 3 | 18.9 | 3 | 18.9 | 4 | 25.2 | 3 | 18.9 | 3 | 18.9 | 3 | 18.9 |
| 748 | MAN | 7 | 90 | 3 | 18.9 | | 0 | 3 | 18.9 | 1 | 6.3 | 2 | 12.6 | 2 | 12.6 | 2 | 12.6 |
| 749 | MAN | 7 | 90 | 2 | 12.6 | 1 | 6.3 | 1 | 6.3 | 1 | 6.3 | 1 | 6.3 | 2 | 12.6 | 1 | 6.3 |
| 750 | MAN | 7 | 90 | 1 | 6.3 | 2 | 12.6 | 1 | 6.3 | 1 | 6.3 | 1 | 6.3 | 2 | 12.6 | 2 | 12.6 |
| 753 | MAN | 7 | 90 | 1 | 6.3 | | 0 | | 0 | 1 | 6.3 | | 0 | | 0 | | 0 |
| 754 | MAN | 7 | 90 | 2 | 12.6 | 2 | 12.6 | 2 | 12.6 | 2 | 12.6 | 2 | 12.6 | 1 | 6.3 | | 0 |
| 2170 | F.LINNER | 7 | 90 | 2 | 12.6 | 2 | 12.6 | 2 | 12.6 | 2 | 12.6 | 2 | 12.6 | 2 | 12.6 | 2 | 12.6 |
| 2171 | F.LINNER | 7 | 90 | | 0 | | 0 | | 0 | | 0 | | 0 | | 0 | | 0 |
| 2172 | F.LINNER | 7 | 90 | 2 | 12.6 | 1 | 6.3 | 2 | 12.6 | 2 | 12.6 | 2 | 12.6 | 2 | 12.6 | 1 | 6.3 |
| 2173 | F.LINNER | 7 | 90 | 3 | 18.9 | 2 | 12.6 | 2 | 12.6 | 2 | 12.6 | 2 | 12.6 | 2 | 12.6 | 2 | 12.6 |
| 2174 | F.LINNER | 7 | 90 | | 0 | 2 | 12.6 | 2 | 12.6 | | 0 | | 0 | | 0 | 1 | 6.3 |
| 2175 | F.LINNER | 7 | 90 | | 0 | | 0 | | 0 | | 0 | | 0 | | 0 | | 0 |
| 359 | FIAT | 3 | 100 | 1 | 3 | | 0 | | 0 | | 0 | | 0 | | 0 | | 0 |
| 414 | MAZ | 3 | 100 | 1 | 3 | | 0 | | 0 | 1 | 3 | 1 | 3 | 2 | 6 | 1 | 3 |
| 434 | VOLVO | 8 | 100 | | 0 | 1 | 8 | | 0 | | 0 | | 0 | | 0 | | 0 |
| 435 | VOLVO | 8 | 100 | 2 | 16 | 2 | 16 | 2 | 16 | | 0 | 2 | 16 | 3 | 24 | 2 | 16 |
| 436 | VOLVO | 8 | 100 | 5 | 40 | | 0 | 3 | 24 | 4 | 32 | 2 | 16 | 2 | 16 | | 0 |
| 437 | VOLVO | 8 | 100 | 2 | 16 | | 0 | 2 | 16 | | 0 | 2 | 16 | 2 | 16 | 2 | 16 |
| 438 | VOLVO | 8 | 100 | 4 | 32 | | 0 | 1 | 8 | 1 | 8 | 2 | 16 | 3 | 24 | 4 | 32 |
| 440 | VOLVO | 8 | 100 | | 0 | | 0 | 1 | 8 | 1 | 8 | 1 | 8 | | 0 | | 0 |
| 444 | VOLVO | 8 | 100 | | 0 | | 0 | | 0 | 1 | 8 | | 0 | | 0 | | 0 |
| 445 | VOLVO | 8 | 100 | 2 | 16 | | 0 | 2 | 16 | 3 | 24 | | 0 | 1 | 8 | 1 | 8 |
| 446 | VOLVO | 8 | 100 | | 0 | 1 | 8 | 3 | 24 | | 0 | 2 | 16 | 1 | 8 | 2 | 16 |
| 447 | VOLVO | 8 | 100 | | 0 | 1 | 8 | | 0 | 2 | 16 | 1 | 8 | | 0 | 2 | 16 |
| 449 | VOLVO | 8 | 100 | 2 | 16 | 2 | 16 | 2 | 16 | 3 | 24 | | 0 | | 0 | 2 | 16 |
| Sub total | | | | | 425.8 | | 287.5 | | 402.2 | | 400.35 | | 374.35 | | 339.65 | | 399.85 |

| Vehicle No. | Manufacturer | Capacity (ton) | Loading Efficiency (%) | Nov.6 | | Nov.7 | | Nov.8 | | Nov.9 | | Nov.10 | | Nov.11 | | Nov.12 | |
|-------------|--------------|----------------|------------------------|-------|--------------|-------|--------------|-------|--------------|-------|--------------|--------|--------------|--------|--------------|--------|--------------|
| | | | | Thu | | Fri | | Sat | | Sun | | Mon | | Tue | | Wed | |
| | | | | Trips | Amount (ton) | Trips | Amount (ton) | Trips | Amount (ton) | Trips | Amount (ton) | Trips | Amount (ton) | Trips | Amount (ton) | Trips | Amount (ton) |
| 609 | MACK | 7 | 75 | 3 | 15.75 | 3 | 15.75 | 2 | 10.5 | 2 | 10.5 | 2 | 10.5 | 3 | 15.75 | 3 | 15.75 |
| 613 | MACK | 7 | 75 | 3 | 15.75 | 3 | 15.75 | 3 | 15.75 | 2 | 10.5 | 4 | 21 | 3 | 15.75 | 1 | 5.25 |
| 617 | MACK | 7 | 75 | 3 | 15.75 | 3 | 15.75 | 3 | 15.75 | 2 | 10.5 | 4 | 21 | 3 | 15.75 | 2 | 10.5 |
| 618 | MACK | 7 | 75 | | 0 | 1 | 5.25 | | 0 | | 0 | | 0 | | 0 | | 0 |
| 619 | MACK | 7 | 75 | | 0 | | 0 | | 0 | | 0 | | 0 | | 0 | | 0 |
| 625 | MACK | 7 | 75 | | 0 | | 0 | | 0 | | 0 | | 0 | | 0 | | 0 |
| 626 | MACK | 7 | 75 | 2 | 10.5 | 2 | 10.5 | 2 | 10.5 | 2 | 10.5 | 2 | 10.5 | 2 | 10.5 | 2 | 10.5 |
| 627 | MACK | 7 | 75 | 3 | 15.75 | 3 | 15.75 | 2 | 10.5 | 4 | 21 | 4 | 21 | 3 | 15.75 | 3 | 15.75 |
| 630 | MACK | 7 | 75 | 3 | 15.75 | 2 | 10.5 | 2 | 10.5 | 2 | 10.5 | 2 | 10.5 | 2 | 10.5 | 2 | 10.5 |
| 632 | MACK | 7 | 75 | | 0 | | 0 | | 0 | | 0 | | 0 | | 0 | | 0 |
| 634 | MACK | 7 | 75 | 2 | 10.5 | 3 | 15.75 | 2 | 10.5 | 2 | 10.5 | 1 | 5.25 | 2 | 10.5 | 2 | 10.5 |
| 635 | MACK | 7 | 75 | | 0 | 3 | 15.75 | 2 | 10.5 | 3 | 15.75 | 1 | 5.25 | 1 | 5.25 | 2 | 10.5 |
| 636 | MACK | 7 | 75 | 1 | 5.25 | | 0 | 2 | 10.5 | 2 | 10.5 | 2 | 10.5 | 1 | 5.25 | 2 | 10.5 |
| 640 | MACK | 7 | 75 | 3 | 15.75 | 1 | 5.25 | 2 | 10.5 | 3 | 15.75 | 2 | 10.5 | 3 | 15.75 | 2 | 10.5 |
| 642 | MACK | 7 | 75 | 1 | 5.25 | 2 | 10.5 | 2 | 10.5 | 2 | 10.5 | 2 | 10.5 | 2 | 10.5 | 2 | 10.5 |
| 645 | MACK | 7 | 75 | | 0 | | 0 | | 0 | | 0 | | 0 | | 0 | | 0 |
| 646 | MACK | 7 | 75 | 1 | 5.25 | 3 | 15.75 | 2 | 10.5 | 3 | 15.75 | 2 | 10.5 | 2 | 10.5 | | 0 |
| 647 | MACK | 7 | 75 | 3 | 15.75 | 2 | 10.5 | 3 | 15.75 | 3 | 15.75 | 3 | 15.75 | 2 | 10.5 | 2 | 10.5 |
| 650 | MACK | 7 | 75 | 2 | 10.5 | 2 | 10.5 | 2 | 10.5 | 1 | 5.25 | 2 | 10.5 | 3 | 15.75 | 2 | 10.5 |
| 737 | MAN | 7 | 90 | | 0 | | 0 | | 0 | | 0 | | 0 | | 0 | | 0 |
| 742 | MAN | 7 | 90 | 4 | 25.2 | 3 | 18.9 | 3 | 18.9 | 3 | 18.9 | 3 | 18.9 | 3 | 18.9 | 2 | 12.6 |
| 752 | MAN | 7 | 90 | 3 | 18.9 | 2 | 12.6 | 3 | 18.9 | 3 | 18.9 | 3 | 18.9 | 2 | 12.6 | 3 | 18.9 |
| 755 | CHEVROLET | 7 | 90 | 3 | 18.9 | 2 | 12.6 | 3 | 18.9 | 3 | 18.9 | 2 | 12.6 | 3 | 18.9 | 3 | 18.9 |
| 848827 | BENZ | 3 | 100 | 7 | 21 | 8 | 24 | 8 | 24 | 8 | 24 | 8 | 24 | 8 | 24 | 7 | 21 |
| 511307 | BENZ | 3 | 100 | 1 | 3 | 7 | 21 | | 0 | 6 | 18 | 1 | 3 | 3 | 9 | 3 | 9 |
| 779828 | BENZ | 3 | 100 | 3 | 9 | 1 | 3 | 3 | 9 | 3 | 9 | 3 | 9 | 3 | 9 | 2 | 6 |
| 550140 | | 3 | 100 | 5 | 15 | 4 | 12 | 3 | 9 | 5 | 15 | 5 | 15 | 6 | 18 | 5 | 15 |
| Sub total | | | | | 268.5 | | 277.35 | | 261.45 | | 295.95 | | 274.65 | | 278.4 | | 243.15 |
| 31 | | 3 | 100 | 1 | 3 | | 0 | | 0 | | 0 | | 0 | | 0 | | 0 |
| 709 | | 3 | 100 | 1 | 3 | | 0 | | 0 | | 0 | | 0 | 2 | 6 | | 0 |
| 433 | | 3 | 100 | 1 | 3 | | 0 | 1 | 3 | | 0 | | 0 | | 0 | | 0 |
| 443 | | 3 | 100 | 1 | 3 | | 0 | | 0 | | 0 | | 0 | | 0 | | 0 |
| 442 | | 3 | 100 | 1 | 3 | | 0 | | 0 | | 0 | | 0 | | 0 | | 0 |
| 959062 | | 3 | 100 | 1 | 3 | | 0 | | 0 | | 0 | | 0 | 1 | 3 | | 0 |
| 439 | | 3 | 100 | 2 | 6 | | 0 | | 0 | | 0 | | 0 | | 0 | 3 | 9 |
| 4711472 | | 3 | 100 | 1 | 3 | | 0 | | 0 | | 0 | | 0 | | 0 | | 0 |
| 560434 | | 3 | 100 | 1 | 3 | | 0 | | 0 | | 0 | | 0 | | 0 | | 0 |
| 439 | | 3 | 100 | 1 | 3 | | 0 | | 0 | | 0 | | 0 | 1 | 3 | 3 | 9 |
| 698 | | 3 | 100 | | 0 | 1 | 3 | | 0 | | 0 | | 0 | | 0 | | 0 |
| 78 | | 3 | 100 | | 0 | 2 | 6 | | 0 | | 0 | | 0 | | 0 | | 0 |
| - | | 4 | 75 | | 0 | 3 | 9 | | 0 | | 0 | | 0 | | 0 | | 0 |
| 428 | | 3 | 100 | | 0 | 1 | 3 | | 0 | | 0 | | 0 | | 0 | | 0 |
| 751 | | 3 | 100 | | 0 | 1 | 3 | | 0 | | 0 | 1 | 3 | | 0 | 1 | 3 |
| without | | 3 | 100 | | 0 | | 0 | 2 | 6 | 1 | 3 | | 0 | | 0 | | 0 |
| 637 | | 3 | 100 | | 0 | | 0 | 1 | 3 | | 0 | | 0 | 1 | 3 | | 0 |
| 709 | | 3 | 100 | | 0 | | 0 | 2 | 6 | | 0 | 2 | 6 | | 0 | 2 | 6 |
| 698 | | 3 | 100 | | 0 | | 0 | 1 | 3 | | 0 | | 0 | | 0 | 1 | 3 |
| 310 | | 8 | 100 | | 0 | | 0 | 1 | 8 | 1 | 8 | | 0 | | 0 | 1 | 8 |
| 433 | | 3 | 100 | | 0 | | 0 | 1 | 3 | | 0 | | 0 | | 0 | 1 | 3 |
| without | | 3 | 100 | | 0 | | 0 | 1 | 3 | 1 | 3 | 1 | 3 | 1 | 3 | | 0 |
| 435 | | 3 | 100 | | 0 | | 0 | 2 | 6 | | 0 | | 0 | | 0 | | 0 |
| 353 | | 3 | 100 | | 0 | | 0 | | 0 | 1 | 3 | | 0 | | 0 | | 0 |
| without | | 3 | 100 | | 0 | | 0 | | 0 | 1 | 3 | 1 | 3 | 1 | 3 | 1 | 3 |
| " | | 3 | 100 | | 0 | | 0 | | 0 | 1 | 3 | 1 | 3 | | 0 | 1 | 3 |
| " | | 3 | 100 | | 0 | | 0 | | 0 | 1 | 3 | 1 | 3 | | 0 | 1 | 3 |
| " | | 3 | 100 | | 0 | | 0 | | 0 | 1 | 3 | | 0 | | 0 | 1 | 3 |
| Sub total | | | | | 33 | | 24 | | 41 | | 29 | | 21 | | 21 | | 53 |
| Total | | | | | 727.3 | | 588.85 | | 704.65 | | 725.3 | | 670 | | 639.05 | | 696 |

表 資-5-3-6 車両別最終処分場搬入記録(11月24日~12月1日)

| Vehicle No. | Manufacturer | Capacity (ton) | Loading Efficiency (%) | Nov.24 Mon | | Nov.25 Tue | | Nov.26 Wed | | Nov.27 Thu | | Nov.28 Fri | | Nov.29 Sat | | Nov.30 Sun | | Dec.01 Tue | |
|--------------------|--------------|----------------|------------------------|------------|--------------|------------|--------------|------------|--------------|------------|--------------|------------|--------------|------------|--------------|------------|--------------|------------|--------------|
| | | | | Trips | Amount (ton) | Trips | Amount (ton) | Trips | Amount (ton) | Trips | Amount (ton) | Trips | Amount (ton) | Trips | Amount (ton) | Trips | Amount (ton) | Trips | Amount (ton) |
| 610 | MACK | 7 | 75 | 2 | 10.5 | 1 | 5.25 | 1 | 5.25 | 0 | 0 | 1 | 5.25 | 0 | 0 | 1 | 5.25 | 1 | 5.25 |
| 621 | MACK | 7 | 75 | 0 | 0 | 0 | 0 | 0 | 0 | 0 | 0 | 0 | 0 | 0 | 0 | 1 | 5.25 | 0 | 0 |
| 653 | MACK | 7 | 75 | 1 | 5.25 | 0 | 0 | 1 | 5.25 | 0 | 0 | 1 | 5.25 | 0 | 0 | 0 | 0 | 0 | 0 |
| 658 | MACK | 7 | 75 | 0 | 0 | 0 | 0 | 0 | 0 | 0 | 0 | 0 | 0 | 0 | 0 | 0 | 0 | 0 | 0 |
| Sub total | | | | | 15.75 | | 5.25 | | 10.5 | | 0 | | 10.5 | | 0 | | 10.5 | | 5.25 |
| 702 | TOYOTA | 2 | 90 | 0 | 0 | 2 | 3.6 | 2 | 3.6 | 1 | 1.8 | 1 | 1.8 | 1 | 1.8 | 0 | 0 | 2 | 3.6 |
| 703 | TOYOTA | 2 | 90 | 0 | 0 | 0 | 0 | 0 | 0 | 0 | 0 | 0 | 0 | 0 | 0 | 1 | 1.8 | 0 | 0 |
| 704 | TOYOTA | 2 | 90 | 1 | 1.8 | 1 | 1.8 | 1 | 1.8 | 1 | 1.8 | 0 | 0 | 1 | 1.8 | 0 | 0 | 0 | 0 |
| Sub total | | | | | 1.8 | | 5.4 | | 5.4 | | 3.6 | | 1.8 | | 3.6 | | 1.8 | | 3.6 |
| 706 | TOYOTA | 4 | 90 | 0 | 0 | 1 | 3.6 | 0 | 0 | 0 | 0 | 1 | 3.6 | 0 | 0 | 1 | 3.6 | 0 | 0 |
| 707 | TOYOTA | 4 | 90 | 2 | 7.2 | 2 | 7.2 | 2 | 7.2 | 2 | 7.2 | 1 | 3.6 | 2 | 7.2 | 2 | 7.2 | 2 | 7.2 |
| 708 | TOYOTA | 4 | 90 | 0 | 0 | 0 | 0 | 0 | 0 | 0 | 0 | 0 | 0 | 0 | 0 | 0 | 0 | 0 | 0 |
| 710 | TOYOTA | 4 | 90 | 0 | 0 | 2 | 7.2 | 2 | 7.2 | 2 | 7.2 | 0 | 0 | 2 | 7.2 | 1 | 3.6 | 1 | 3.6 |
| 711 | TOYOTA | 4 | 90 | 0 | 0 | 0 | 0 | 1 | 3.6 | 1 | 3.6 | 1 | 3.6 | 1 | 3.6 | 1 | 3.6 | 1 | 3.6 |
| 712 | TOYOTA | 4 | 90 | 2 | 7.2 | 2 | 7.2 | 0 | 0 | 0 | 0 | 1 | 3.6 | 1 | 3.6 | 2 | 7.2 | 0 | 0 |
| 713 | TOYOTA | 4 | 90 | 0 | 0 | 0 | 0 | 0 | 0 | 1 | 3.6 | 0 | 0 | 0 | 0 | 0 | 0 | 0 | 0 |
| 714 | TOYOTA | 4 | 90 | 1 | 3.6 | 1 | 3.6 | 0 | 0 | 3 | 10.8 | 1 | 3.6 | 0 | 0 | 1 | 3.6 | 1 | 3.6 |
| 715 | TOYOTA | 4 | 90 | 1 | 3.6 | 0 | 0 | 1 | 3.6 | 1 | 3.6 | 1 | 3.6 | 2 | 7.2 | 1 | 3.6 | 1 | 3.6 |
| 716 | TOYOTA | 4 | 90 | 0 | 0 | 0 | 0 | 0 | 0 | 0 | 0 | 0 | 0 | 0 | 0 | 0 | 0 | 0 | 0 |
| 717 | TOYOTA | 4 | 90 | 0 | 0 | 1 | 3.6 | 2 | 7.2 | 2 | 7.2 | 0 | 0 | 2 | 7.2 | 2 | 7.2 | 1 | 3.6 |
| 719 | TOYOTA | 4 | 90 | 1 | 3.6 | 1 | 3.6 | 1 | 3.6 | 1 | 3.6 | 1 | 3.6 | 1 | 3.6 | 0 | 0 | 0 | 0 |
| 720 | TOYOTA | 4 | 90 | 0 | 0 | 0 | 0 | 0 | 0 | 0 | 0 | 0 | 0 | 0 | 0 | 0 | 0 | 0 | 0 |
| 721 | TOYOTA | 4 | 90 | 2 | 7.2 | 2 | 7.2 | 2 | 7.2 | 2 | 7.2 | 0 | 0 | 1 | 3.6 | 0 | 0 | 2 | 7.2 |
| 722 | TOYOTA | 4 | 90 | 1 | 3.6 | 2 | 7.2 | 1 | 3.6 | 1 | 3.6 | 1 | 3.6 | 1 | 3.6 | 2 | 7.2 | 0 | 0 |
| 723 | TOYOTA | 4 | 90 | 2 | 7.2 | 2 | 7.2 | 1 | 3.6 | 0 | 0 | 1 | 3.6 | 0 | 0 | 0 | 0 | 2 | 7.2 |
| 724 | TOYOTA | 4 | 90 | 2 | 7.2 | 1 | 3.6 | 0 | 0 | 1 | 3.6 | 0 | 0 | 1 | 3.6 | 1 | 3.6 | 2 | 7.2 |
| 729 | TOYOTA | 4 | 90 | 0 | 0 | 0 | 0 | 0 | 0 | 0 | 0 | 0 | 0 | 1 | 3.6 | 0 | 0 | 0 | 0 |
| Sub total | | | | | 50.4 | | 61.2 | | 46.8 | | 61.2 | | 12.6 | | 57.6 | | 50.4 | | 46.8 |
| 730 | MAN | 7 | 90 | 3 | 18.9 | 3 | 18.9 | 0 | 0 | 3 | 18.9 | 2 | 12.6 | 1 | 6.3 | 3 | 18.9 | 3 | 18.9 |
| 731 | MAN | 7 | 90 | 0 | 0 | 0 | 0 | 0 | 0 | 0 | 0 | 1 | 6.3 | 1 | 6.3 | 1 | 6.3 | 2 | 12.6 |
| 732 | MAN | 7 | 90 | 0 | 0 | 0 | 0 | 1 | 6.3 | 1 | 6.3 | 1 | 6.3 | 1 | 6.3 | 0 | 0 | 0 | 0 |
| 733 | MAN | 7 | 90 | 0 | 0 | 2 | 12.6 | 0 | 0 | 2 | 12.6 | 0 | 0 | 0 | 0 | 1 | 6.3 | 0 | 0 |
| 734 | MAN | 7 | 90 | 1 | 6.3 | 0 | 0 | 0 | 0 | 0 | 0 | 0 | 0 | 0 | 0 | 2 | 12.6 | 2 | 12.6 |
| 735 | MAN | 7 | 90 | 2 | 12.6 | 2 | 12.6 | 2 | 12.6 | 1 | 6.3 | 1 | 6.3 | 2 | 12.6 | 2 | 12.6 | 2 | 12.6 |
| 736 | MAN | 7 | 90 | 2 | 12.6 | 2 | 12.6 | 3 | 18.9 | 1 | 6.3 | 2 | 12.6 | 2 | 12.6 | 5 | 31.5 | 1 | 6.3 |
| 738 | MAN | 7 | 90 | 0 | 0 | 1 | 6.3 | 0 | 0 | 2 | 12.6 | 2 | 12.6 | 4 | 25.2 | 0 | 0 | 3 | 18.9 |
| 739 | MAN | 7 | 90 | 2 | 12.6 | 2 | 12.6 | 2 | 12.6 | 0 | 0 | 1 | 6.3 | 2 | 12.6 | 1 | 6.3 | 0 | 0 |
| 740 | MAN | 7 | 90 | 0 | 0 | 2 | 12.6 | 0 | 0 | 0 | 0 | 0 | 0 | 2 | 12.6 | 0 | 0 | 0 | 0 |
| 741 | MAN | 7 | 90 | 0 | 0 | 0 | 0 | 2 | 12.6 | 2 | 12.6 | 2 | 12.6 | 2 | 12.6 | 0 | 0 | 2 | 12.6 |
| 743 | MAN | 7 | 90 | 3 | 18.9 | 0 | 0 | 2 | 12.6 | 1 | 6.3 | 1 | 6.3 | 2 | 12.6 | 3 | 18.9 | 1 | 6.3 |
| 744 | MAN | 7 | 90 | 3 | 18.9 | 2 | 12.6 | 2 | 12.6 | 2 | 12.6 | 2 | 12.6 | 4 | 25.2 | 3 | 18.9 | 1 | 6.3 |
| 745 | MAN | 7 | 90 | 0 | 0 | 0 | 0 | 0 | 0 | 0 | 0 | 0 | 0 | 0 | 0 | 0 | 0 | 1 | 6.3 |
| 746 | MAN | 7 | 90 | 2 | 12.6 | 3 | 18.9 | 2 | 12.6 | 3 | 18.9 | 0 | 0 | 0 | 0 | 2 | 12.6 | 2 | 12.6 |
| 747 | MAN | 7 | 90 | 2 | 12.6 | 2 | 12.6 | 4 | 25.2 | 3 | 18.9 | 1 | 6.3 | 6 | 37.8 | 1 | 6.3 | 2 | 12.6 |
| 748 | MAN | 7 | 90 | 2 | 12.6 | 2 | 12.6 | 3 | 18.9 | 2 | 12.6 | 0 | 0 | 2 | 12.6 | 1 | 6.3 | 2 | 12.6 |
| 749 | MAN | 7 | 90 | 1 | 6.3 | 1 | 6.3 | 1 | 6.3 | 1 | 6.3 | 1 | 6.3 | 1 | 6.3 | 1 | 6.3 | 1 | 6.3 |
| 750 | MAN | 7 | 90 | 2 | 12.6 | 0 | 0 | 2 | 12.6 | 2 | 12.6 | 0 | 0 | 4 | 25.2 | 2 | 12.6 | 2 | 12.6 |
| 753 | MAN | 7 | 90 | 2 | 12.6 | 0 | 0 | 2 | 12.6 | 0 | 0 | 0 | 0 | 0 | 0 | 1 | 6.3 | 0 | 0 |
| 754 | MAN | 7 | 90 | 2 | 12.6 | 1 | 6.3 | 4 | 25.2 | 2 | 12.6 | 2 | 12.6 | 4 | 25.2 | 4 | 25.2 | 1 | 6.3 |
| Sub total | | | | | 182.7 | | 157.5 | | 201.6 | | 176.4 | | 119.7 | | 252 | | 207.9 | | 176.4 |
| 2170 | F.LINNER | 10 | 90 | 2 | 18 | 2 | 18 | 1 | 9 | 2 | 18 | 2 | 18 | 3 | 27 | 2 | 18 | 2 | 18 |
| 2171 | F.LINNER | 10 | 90 | 2 | 18 | 2 | 18 | 2 | 18 | 1 | 9 | 0 | 0 | 0 | 0 | 0 | 0 | 0 | 0 |
| 2172 | F.LINNER | 10 | 90 | 2 | 18 | 2 | 18 | 2 | 18 | 2 | 18 | 2 | 18 | 2 | 18 | 2 | 18 | 1 | 9 |
| 2173 | F.LINNER | 10 | 90 | 2 | 18 | 2 | 18 | 0 | 0 | 1 | 9 | 2 | 18 | 1 | 9 | 2 | 18 | 3 | 27 |
| 2174 | F.LINNER | 10 | 90 | 0 | 0 | 0 | 0 | 0 | 0 | 0 | 0 | 2 | 18 | 2 | 18 | 2 | 18 | 3 | 27 |
| 2175 | F.LINNER | 10 | 90 | 0 | 0 | 0 | 0 | 0 | 0 | 0 | 0 | 0 | 0 | 0 | 0 | 0 | 0 | 0 | 0 |
| Sub total | | | | | 72 | | 72 | | 45 | | 54 | | 72 | | 72 | | 72 | | 81 |
| 359 | FIAT | 3 | 90 | 0 | 0 | 0 | 0 | 0 | 0 | 0 | 0 | 0 | 0 | 0 | 0 | 0 | 0 | 0 | 0 |
| 414 | MAZ | 3 | 90 | 1 | 2.7 | 2 | 5.4 | 2 | 5.4 | 0 | 0 | 1 | 2.7 | 0 | 0 | 1 | 2.7 | 0 | 0 |
| Sub total | | | | | 2.7 | | 5.4 | | 5.4 | | 0 | | 2.7 | | 0 | | 2.7 | | 0 |
| 434 | VOLVO | 8 | 90 | 0 | 0 | 1 | 7.2 | 0 | 0 | 0 | 0 | 0 | 0 | 1 | 7.2 | 0 | 0 | 0 | 0 |
| 435 | VOLVO | 8 | 90 | 3 | 21.6 | 2 | 14.4 | 4 | 28.8 | 2 | 14.4 | 3 | 21.6 | 2 | 14.4 | 0 | 0 | 3 | 21.6 |
| 436 | VOLVO | 8 | 90 | 1 | 7.2 | 2 | 14.4 | 0 | 0 | 3 | 21.6 | 0 | 0 | 0 | 0 | 0 | 0 | 3 | 21.6 |
| 437 | VOLVO | 8 | 90 | 1 | 7.2 | 3 | 21.6 | 2 | 14.4 | 3 | 21.6 | 0 | 0 | 3 | 21.6 | 2 | 14.4 | 3 | 21.6 |
| 438 | VOLVO | 8 | 90 | 1 | 7.2 | 0 | 0 | 0 | 0 | 1 | 7.2 | 0 | 0 | 0 | 0 | 0 | 0 | 0 | 0 |
| 440 | VOLVO | 8 | 90 | 0 | 0 | 0 | 0 | 0 | 0 | 0 | 0 | 0 | 0 | 0 | 0 | 0 | 0 | 0 | 0 |
| 444 | VOLVO | 8 | 90 | 0 | 0 | 0 | 0 | 0 | 0 | 1 | 7.2 | 0 | 0 | 0 | 0 | 0 | 0 | 0 | 0 |
| 445 | VOLVO | 8 | 90 | 0 | 0 | 2 | 14.4 | 0 | 0 | 3 | 21.6 | 0 | 0 | 5 | 36 | 3 | 21.6 | 2 | 14.4 |
| 446 | VOLVO | 8 | 90 | 1 | 7.2 | 3 | 21.6 | 0 | 0 | 0 | 0 | 2 | 14.4 | 2 | 14.4 | 0 | 0 | 0 | 0 |
| 447 | VOLVO | 8 | 90 | 0 | 0 | 0 | 0 | 0 | 0 | 0 | 0 | 0 | 0 | 0 | 0 | 2 | 14.4 | 2 | 14.4 |
| 449 | VOLVO | 8 | 90 | 0 | 0 | 0 | 0 | 0 | 0 | 0 | 0 | 0 | 0 | 0 | 0 | 0 | 0 | 0 | 0 |
| Sub total | | | | | 50.4 | | 93.6 | | 43.2 | | 93.6 | | 36 | | 93.6 | | 50.4 | | 93.6 |
| Municipality total | | | | | 375.75 | | 400.35 | | 357.9 | | 388.8 | | 275.1 | | 478.8 | | 395.7 | | 406.65 |

| Vehicle No. | Manufacturer | Capacity (ton) | Loading Efficiency (%) | Nov. 24 | | Nov. 25 | | Nov. 26 | | Nov. 27 | | Nov. 28 | | Nov. 29 | | Nov. 30 | | Dec. 01 | |
|---------------|--------------|----------------|------------------------|---------|--------------|---------|--------------|---------|--------------|---------|--------------|---------|--------------|---------|--------------|---------|--------------|---------|--------------|
| | | | | Mon | | Tue | | Wed | | Thu | | Fri | | Sat | | Sun | | Tue | |
| | | | | Trips | Amount (ton) | Trips | Amount (ton) | Trips | Amount (ton) | Trips | Amount (ton) | Trips | Amount (ton) | Trips | Amount (ton) | Trips | Amount (ton) | Trips | Amount (ton) |
| 609 | MACK | 7 | 75 | 1 | 5.25 | 2 | 10.5 | 2 | 10.5 | 3 | 15.75 | 2 | 10.5 | 2 | 10.5 | 3 | 15.75 | 2 | 10.5 |
| 613 | MACK | 7 | 75 | 3 | 15.75 | 4 | 21 | 2 | 10.5 | 3 | 15.75 | 2 | 10.5 | 2 | 10.5 | 2 | 10.5 | 2 | 10.5 |
| 617 | MACK | 7 | 75 | 3 | 15.75 | 2 | 10.5 | 3 | 15.75 | 3 | 15.75 | 3 | 15.75 | 2 | 10.5 | 3 | 15.75 | 3 | 15.75 |
| 618 | MACK | 7 | 75 | 2 | 10.5 | 2 | 10.5 | 1 | 5.25 | 2 | 10.5 | 2 | 10.5 | 2 | 10.5 | 2 | 10.5 | 2 | 10.5 |
| 619 | MACK | 7 | 75 | 0 | 0 | 0 | 0 | 0 | 0 | 0 | 0 | 0 | 0 | 1 | 5.25 | 0 | 0 | 0 | 0 |
| 625 | MACK | 7 | 75 | 0 | 0 | 0 | 0 | 0 | 0 | 0 | 0 | 0 | 0 | 0 | 0 | 0 | 0 | 0 | 0 |
| 626 | MACK | 7 | 75 | 0 | 0 | 3 | 15.75 | 2 | 10.5 | 1 | 5.25 | 2 | 10.5 | 2 | 10.5 | 1 | 5.25 | 1 | 5.25 |
| 627 | MACK | 7 | 75 | 1 | 5.25 | 0 | 0 | 2 | 10.5 | 3 | 15.75 | 3 | 15.75 | 3 | 15.75 | 4 | 21 | 3 | 15.75 |
| 630 | MACK | 7 | 75 | 3 | 15.75 | 2 | 10.5 | 2 | 10.5 | 2 | 10.5 | 3 | 15.75 | 2 | 10.5 | 2 | 10.5 | 1 | 5.25 |
| 632 | MACK | 7 | 75 | 0 | 0 | 0 | 0 | 2 | 10.5 | 0 | 0 | 0 | 0 | 0 | 0 | 0 | 0 | 0 | 0 |
| 634 | MACK | 7 | 75 | 3 | 15.75 | 3 | 15.75 | 2 | 10.5 | 2 | 10.5 | 1 | 5.25 | 2 | 10.5 | 2 | 10.5 | 2 | 10.5 |
| 635 | MACK | 7 | 75 | 2 | 10.5 | 2 | 10.5 | 0 | 0 | 0 | 0 | 1 | 5.25 | 1 | 5.25 | 2 | 10.5 | 3 | 15.75 |
| 636 | MACK | 7 | 75 | 3 | 15.75 | 3 | 15.75 | 2 | 10.5 | 2 | 10.5 | 0 | 0 | 0 | 0 | 0 | 0 | 0 | 0 |
| 640 | MACK | 7 | 75 | 3 | 15.75 | 2 | 10.5 | 2 | 10.5 | 2 | 10.5 | 2 | 10.5 | 2 | 10.5 | 2 | 10.5 | 2 | 10.5 |
| 642 | MACK | 7 | 75 | 2 | 10.5 | 0 | 0 | 0 | 0 | 2 | 10.5 | 1 | 5.25 | 2 | 10.5 | 2 | 10.5 | 2 | 10.5 |
| 645 | MACK | 7 | 75 | 0 | 0 | 0 | 0 | 0 | 0 | 0 | 0 | 0 | 0 | 0 | 0 | 0 | 0 | 0 | 0 |
| 646 | MACK | 7 | 75 | 2 | 10.5 | 2 | 10.5 | 3 | 15.75 | 2 | 10.5 | 3 | 15.75 | 0 | 0 | 3 | 15.75 | 1 | 5.25 |
| 647 | MACK | 7 | 75 | 0 | 0 | 0 | 0 | 0 | 0 | 2 | 10.5 | 2 | 10.5 | 2 | 10.5 | 3 | 15.75 | 2 | 10.5 |
| 650 | MACK | 7 | 75 | 2 | 10.5 | 2 | 10.5 | 2 | 10.5 | 2 | 10.5 | 2 | 10.5 | 2 | 10.5 | 2 | 10.5 | 2 | 10.5 |
| Sub total | | | | | 157.5 | | 152.25 | | 147 | | 162.75 | | 152.5 | | 147 | | 173.25 | | 147 |
| 737 | MAN | 7 | 90 | 3 | 18.9 | 4 | 25.2 | 1 | 6.3 | 2 | 12.6 | 1 | 6.3 | 1 | 6.3 | 1 | 6.3 | 0 | 0 |
| 742 | MAN | 7 | 90 | 2 | 12.6 | 3 | 18.9 | 3 | 18.9 | 1 | 6.3 | 2 | 12.6 | 3 | 18.9 | 3 | 18.9 | 2 | 12.6 |
| 752 | MAN | 7 | 90 | 3 | 18.9 | 3 | 18.9 | 2 | 12.6 | 3 | 18.9 | 0 | 0 | 4 | 25.2 | 3 | 18.9 | 3 | 18.9 |
| Sub total | | | | | 50.4 | | 63 | | 37.8 | | 37.8 | | 75.2 | | 50.4 | | 44.1 | | 31.5 |
| 755 | CHEVROLET | 7 | 90 | 3 | 18.9 | 3 | 18.9 | 0 | 0 | 3 | 18.9 | 3 | 18.9 | 3 | 18.9 | 3 | 18.9 | 3 | 18.9 |
| Sub total | | | | | 18.9 | | 18.9 | | 0 | | 18.9 | | 18.9 | | 18.9 | | 18.9 | | 18.9 |
| 848827 | BENZ | 3 | 90 | 8 | 21.6 | 8 | 21.6 | 5 | 13.5 | 6 | 16.2 | 7 | 18.9 | 8 | 21.6 | 0 | 0 | 7 | 18.9 |
| 511307 | BENZ | 3 | 90 | 0 | 0 | 0 | 0 | 0 | 0 | 2 | 5.4 | 0 | 0 | 0 | 0 | 0 | 0 | 0 | 0 |
| 779828 | BENZ | 3 | 90 | 3 | 8.1 | 3 | 8.1 | 3 | 8.1 | 3 | 8.1 | 2 | 5.4 | 3 | 8.1 | 3 | 8.1 | 2 | 5.4 |
| 550140 | | 3 | 90 | 4 | 10.8 | 5 | 13.5 | 5 | 13.5 | 3 | 8.1 | 5 | 13.5 | 7 | 18.9 | 2 | 5.4 | 4 | 10.8 |
| Sub total | | | | | 40.5 | | 43.2 | | 35.1 | | 37.8 | | 37.8 | | 43.6 | | 13.5 | | 35.1 |
| Private Total | | | | | 257.3 | | 277.35 | | 219.9 | | 257.25 | | 239.4 | | 254.9 | | 249.75 | | 232.5 |
| 441 | | 3 | 90 | 3 | 8.1 | 0 | 0 | 2 | 5.4 | 0 | 0 | 3 | 8.1 | 2 | 5.4 | 2 | 5.4 | 1 | 2.7 |
| 698 | | 3 | 90 | 1 | 2.7 | 0 | 0 | 0 | 0 | 0 | 0 | 1 | 2.7 | 1 | 2.7 | 1 | 2.7 | 0 | 0 |
| 1792 | | 3 | 90 | 2 | 5.4 | 1 | 2.7 | 1 | 2.7 | 3 | 8.1 | 0 | 0 | 2 | 5.4 | 1 | 2.7 | 0 | 0 |
| 778512 | | 3 | 90 | 1 | 2.7 | 2 | 5.4 | 0 | 0 | 1 | 2.7 | 0 | 0 | 0 | 0 | 0 | 0 | 0 | 0 |
| 756096 | | 3 | 90 | 1 | 2.7 | 0 | 0 | 0 | 0 | 1 | 2.7 | 0 | 0 | 0 | 0 | 0 | 0 | 0 | 0 |
| 764953 | | 3 | 90 | 1 | 2.7 | 0 | 0 | 0 | 0 | 0 | 0 | 0 | 0 | 0 | 0 | 0 | 0 | 0 | 0 |
| 950929 | | 3 | 90 | 1 | 2.7 | 0 | 0 | 0 | 0 | 0 | 0 | 1 | 2.7 | 0 | 0 | 0 | 0 | 0 | 0 |
| 568299 | | 3 | 90 | 1 | 2.7 | 0 | 0 | 0 | 0 | 0 | 0 | 0 | 0 | 0 | 0 | 0 | 0 | 0 | 0 |
| | | 3 | 90 | 1 | 2.7 | 0 | 0 | 0 | 0 | 1 | 2.7 | 0 | 0 | 1 | 2.7 | 1 | 2.7 | 1 | 2.7 |
| | | 3 | 90 | 1 | 2.7 | 0 | 0 | 0 | 0 | 1 | 2.7 | 0 | 0 | 2 | 5.4 | 1 | 2.7 | 1 | 2.7 |
| 709 | | 4 | 90 | 1 | 3.6 | 1 | 3.6 | 1 | 3.6 | 0 | 0 | 1 | 3.6 | 2 | 7.2 | 1 | 3.6 | 1 | 3.6 |
| 302 | | 3 | 90 | 1 | 2.7 | 0 | 0 | 1 | 2.7 | 0 | 0 | 0 | 0 | 2 | 5.4 | 0 | 0 | 0 | 0 |
| 959072 | | 3 | 90 | 1 | 2.7 | 0 | 0 | 0 | 0 | 0 | 0 | 0 | 0 | 0 | 0 | 0 | 0 | 0 | 0 |
| 429 | | 3 | 90 | 1 | 2.7 | 0 | 0 | 0 | 0 | 0 | 0 | 0 | 0 | 0 | 0 | 0 | 0 | 0 | 0 |
| 780965 | | 3 | 90 | 0 | 0 | 1 | 2.7 | 0 | 0 | 0 | 0 | 0 | 0 | 0 | 0 | 0 | 0 | 0 | 0 |
| 312 | | 3 | 90 | 0 | 0 | 3 | 8.1 | 1 | 2.7 | 1 | 2.7 | 0 | 0 | 0 | 0 | 0 | 0 | 0 | 0 |
| | | 3 | 90 | 0 | 0 | 2 | 5.4 | 0 | 0 | 1 | 2.7 | 0 | 0 | 2 | 5.4 | 2 | 5.4 | 1 | 2.7 |
| 434 | | 8 | 90 | 0 | 0 | 1 | 2.7 | 0 | 0 | 2 | 5.4 | 0 | 0 | 0 | 0 | 0 | 0 | 0 | 0 |
| | | 3 | 90 | 0 | 0 | 6 | 16.2 | 0 | 0 | 1 | 2.7 | 0 | 0 | 0 | 0 | 2 | 5.4 | 0 | 0 |
| 93789 | | 3 | 90 | 0 | 0 | 1 | 2.7 | 0 | 0 | 0 | 0 | 0 | 0 | 0 | 0 | 0 | 0 | 0 | 0 |
| 637 | | 7 | 90 | 0 | 0 | 1 | 6.3 | 2 | 12.6 | 0 | 0 | 0 | 0 | 0 | 0 | 0 | 0 | 0 | 0 |
| 18648 | | 3 | 90 | 0 | 0 | 2 | 5.4 | 1 | 2.7 | 0 | 0 | 0 | 0 | 1 | 2.7 | 0 | 0 | 0 | 0 |
| 471472 | | 3 | 90 | 0 | 0 | 1 | 2.7 | 0 | 0 | 0 | 0 | 0 | 0 | 0 | 0 | 0 | 0 | 0 | 0 |
| 18736 | | 3 | 90 | 0 | 0 | 1 | 2.7 | 2 | 5.4 | 1 | 2.7 | 0 | 0 | 2 | 5.4 | 0 | 0 | 0 | 0 |
| 439 | | 3 | 90 | 0 | 0 | 1 | 2.7 | 4 | 10.8 | 1 | 2.7 | 0 | 0 | 4 | 10.8 | 4 | 10.8 | 0 | 0 |
| 310 | | 3 | 90 | 0 | 0 | 0 | 0 | 1 | 2.7 | 0 | 0 | 0 | 0 | 0 | 0 | 2 | 5.4 | 0 | 0 |
| | | 3 | 90 | 0 | 0 | 0 | 0 | 1 | 2.7 | 1 | 2.7 | 0 | 0 | 0 | 0 | 1 | 2.7 | 0 | 0 |
| 959062 | | 3 | 90 | 0 | 0 | 0 | 0 | 1 | 2.7 | 0 | 0 | 0 | 0 | 1 | 2.7 | 0 | 0 | 0 | 0 |
| | | 3 | 90 | 0 | 0 | 0 | 0 | 1 | 2.7 | 1 | 2.7 | 0 | 0 | 0 | 0 | 1 | 2.7 | 0 | 0 |
| 8148 | | 3 | 90 | 0 | 0 | 0 | 0 | 0 | 0 | 1 | 2.7 | 0 | 0 | 0 | 0 | 0 | 0 | 0 | 0 |
| 362 | | 3 | 90 | 0 | 0 | 0 | 0 | 0 | 0 | 1 | 2.7 | 0 | 0 | 0 | 0 | 0 | 0 | 0 | 0 |
| | | 3 | 90 | 0 | 0 | 0 | 0 | 0 | 0 | 1 | 2.7 | 0 | 0 | 0 | 0 | 0 | 0 | 0 | 0 |
| | | 3 | 90 | 0 | 0 | 0 | 0 | 0 | 0 | 1 | 2.7 | 0 | 0 | 0 | 0 | 0 | 0 | 0 | 0 |
| 484505 | | 3 | 90 | 0 | 0 | 0 | 0 | 0 | 0 | 0 | 0 | 2 | 5.4 | 0 | 0 | 0 | 0 | 0 | 0 |
| 424468 | | 3 | 90 | 0 | 0 | 0 | 0 | 0 | 0 | 0 | 0 | 0 | 0 | 0 | 0 | 0 | 0 | 0 | 0 |
| 696 | | 3 | 90 | 0 | 0 | 0 | 0 | 0 | 0 | 0 | 0 | 0 | 1 | 2.7 | 1 | 2.7 | 0 | 0 | |
| 809 | | 3 | 90 | 0 | 0 | 0 | 0 | 0 | 0 | 0 | 0 | 1 | 2.7 | 0 | 0 | 0 | 0 | 0 | 0 |
| 427680 | | 3 | 90 | 0 | 0 | 0 | 0 | 0 | 0 | 0 | 0 | 0 | 0 | 1 | 2.7 | 0 | 0 | 0 | 0 |
| 959075 | | 3 | 90 | 0 | 0 | 0 | 0 | 0 | 0 | 0 | 0 | 0 | 0 | 0 | 0 | 0 | 0 | 0 | 0 |
| 796 | | 3 | 90 | 0 | 0 | 0 | 0 | 0 | 0 | 0 | 0 | 0 | 1 | 2.7 | 0 | 0 | 0 | 0 | 0 |
| 725 | | 3 | 90 | 0 | 0 | 0 | 0 | 0 | 0 | 0 | 0 | 0 | 0 | 0 | 1 | 2.7 | 0 | 0 | 0 |
| 16241 | | 3 | 90 | 0 | 0 | 0 | 0 | 0 | 0 | 0 | 0 | 0 | 0 | 0 | 2 | 5.4 | 0 | 0 | 0 |
| 316 | | 3 | 90 | 0 | 0 | 0 | 0 | 0 | 0 | 0 | 0 | 0 | 0 | 0 | 1 | 2.7 | 0 | 0 | 0 |
| 957769 | | 3 | 90 | 0 | 0 | 0 | 0 | 0 | 0 | 0 | 0 | 0 | 0 | 0 | 1 | 2.7 | 0 | 0 | 0 |
| 651 | | 7 | 90 | 0 | 0 | 0 | 0 | 0 | 0 | 0 | 0 | 0 | 0 | 0 | 1 | 6.3 | 0 | 0 | 0 |
| 461462 | | 3 | 90 | 0 | 0 | 0 | 0 | 0 | 0 | 0 | 0 | 0 | 0 | 0 | 0 | 0 | 0 | 1 | 2.7 |
| 340 | | 3 | 90 | 0 | 0 | 0 | 0 | 0 | 0 | 0 | 0 | 0 | 0 | 0 | 0 | 0 | 0 | 1 | 2.7 |
| 18648 | | 3 | 90 | 0 | 0 | 0 | 0 | 0 | 0 | 0 | 0 | 0 | 1 | 2.7 | 0 | 0 | 0 | 1 | 2.7 |
| 499 | | 3 | 90 | 0 | 0 | 0 | 0 | 0 | 0 | 0 | 0 | 0 | 0 | 0 | 0 | 0 | 0 | 1 | 2.7 |
| Sub total | | | | | 46.8 | | 73.8 | | 59.4 | | 63 | | 30.6 | | 72 | | 74.7 | | 25.2 |
| Total | | | | | 689.85 | | 751.5 | | 637.2 | | 709.05 | | 545.1 | | 815.7 | | 720.15 | | 664.35 |

(4) ダマスカス市ごみ収集車両稼働実績

Vehicle Operation Record

2. Compactor Truck 21on (19 Nos.)

| Branch Office | Vehicle No. | Type of Vehicle | No. of Working days | Total No. of trips | Average No. of trips/day | Total Working Distance | No. of days for Repair/km | Remarks | No. of Days |
|---------------|-------------|-----------------|---------------------|--------------------|--------------------------|------------------------|---------------------------|---------|-------------|
| City Zone 1 | 895128 | ISUZU | 139 | 264 | 2 | 7252 | - | 27-4-97 | 183 |
| General Zone | 895129 | Same | 93 | 185 | 2 | 6088 | - | 17-4-97 | 193 |
| City Zone 1 | 895133 | Same | 113 | 235 | 2 | 6214 | - | 18-6-97 | 122 |
| Zone 2 | 895132 | = | 135 | 476 | 3 | 1198 | - | 1-6-97 | 150 |
| Zone 3 | 250079 | = | 126 | 259 | 2 | 5700 | - | 16-4-97 | 194 |
| Zone 1 | 250080 | = | 140 | 634 | 5 | 21350 | 1 Electric | 13-4-97 | 197 |
| Zone 3 | 250081 | = | 179 | 741 | 4 | 18500 | 7 accident | 13-4-97 | 197 |
| Zone 1 | 250082 | = | 159 | 726 | 4 | 22100 | - | 13-4-97 | 197 |
| Zone 1 | 250083 | = | 157 | 325 | 2 | 6891 | - | 13-4-97 | 197 |
| Zone 2 | 250084 | = | 116 | 226 | 2 | 8147 | 2 Electric | 4-6-97 | 146 |
| Zone 3 | 250095 | = | 97 | 217 | 3 | 4698 | 40 Electric | 12-5-97 | 168 |
| General Zone | 250096 | = | 133 | 246 | 2 | 8236 | - | 9-5-97 | 171 |
| City Zone 3 | 250089 | = | 130 | 307 | 3 | 5736 | - | 26-5-97 | 154 |
| | 250093 | = | - | - | - | 457 | - | 1-12-97 | |
| | 250094 | = | - | - | - | 456 | - | 1-12-97 | |
| | 250085 | = | - | - | - | 471 | - | 15-1-98 | |
| | 250086 | = | - | - | - | 459 | - | 15-1-98 | |
| | 250088 | = | - | - | - | 455 | - | 15-3-98 | |
| | 250087 | = | - | - | - | 465 | - | 15-3-98 | |
| Sub total | | | | | | | | | |

(5) 車両の稼働率低下特性について

車両の稼働率低下特性について

1. 車両の稼働率低下に係わる要因

一般に、車両の稼働率低下に係わる要因は下記に大別される。

(1) 製造品質

設計および製造により決定される車両の品質ならびに使用条件との適合性

(2) 使用条件

自然、走行距離、道路、維持管理、運転などの車両使用上の諸条件

(3) 周辺条件

部品の入手難易度、技術レベル、予算額の多寡など、市場条件を含む周辺の条件

2. 車両稼働率低下特性

車両の稼働率低下は、たとえ製造品質が同じ車両であっても、その使用条件および周辺条件によって、大きくもなれば小さくもなる。

ここにおける稼働率は、年間の稼働日を年間総日数(365日)で除した値と定義する。したがって、週1日の不稼働日を考慮すると稼働可能日は312日となり、稼働率の最大値は85%となる。

ごみ収集車のような公共サービスに供される車両は、必要な時期に必要な台数が稼働できることが保証されていなければならない。稼働率が低い車両を所有していることは、即座に公共サービスの低下ならびに維持管理コストの増大につながる事となる。

したがって、上述のような公共サービスの低下を許容限度内に抑えられる稼働率の限界値として稼働率の管理限界を定め、車両の稼働率が管理限界に達した時点でオーバーホールを施し、稼働率を引き上げる様な維持管理体制を採るのが一般的である。

通常、車両は、供用開始後25万km程度走行すると、ピストン、クランクシャフト、ベアリングなどの重要な摺動部分の磨耗が目立ち始め、稼働率も20~25%程度低下し、第1次オーバーホールを実施する。これは、車両の走行条件を35,000km/年(1日平均走行距離110kmで312日稼働)とすると、供用開始後7年

が経過した時点にあたる。この時点を一寿命と呼ぶ。1次オーバーホール後、車両の稼働率は上昇するが、85%までは回復しない。

いま、管理限界値を稼働率60%(最大値の70%)とすると、車両修理のための休車日数は、312日の25%つまり78日となる。

すなわち、車両は、平均的に年間78日間動けない状態つまり修理中ということとなり、これは、平均的に、修理に5日程度を必要とする大修理を3ヶ月に1回、2日程度で完了する中修理を月に1回、1日程度で終了する小修理を月に3回受けていることに相当する。

その後、車両を使用し続けると、重要摺動部分のみならず他の部品の磨耗、老朽化が目立ち始め、1次オーバーホール後4年程度で稼働率が管理限界値まで低下する。この時点を一寿命と呼ぶ。車両は、この時点で2次オーバーホールを実施され、重要摺動部のみならずその他の磨耗部品も交換される。

2次オーバーホール後の稼働率は、最大値の9割程度までしか上がらない。

さらに、車両を使用し続けると、部品の老朽化が顕著となり、2次オーバーホール後2年程度で稼働率が管理限界値まで低下する。この時点を一寿命と呼ぶ。車両は、この時点で3次オーバーホールが実施される。3次オーバーホール後の稼働率は、最大値の8割程度までしか上がらない。

車両は、その後も供用され、2年ごとにオーバーホールが実施されるが、稼働率は、低下傾向をたどる。

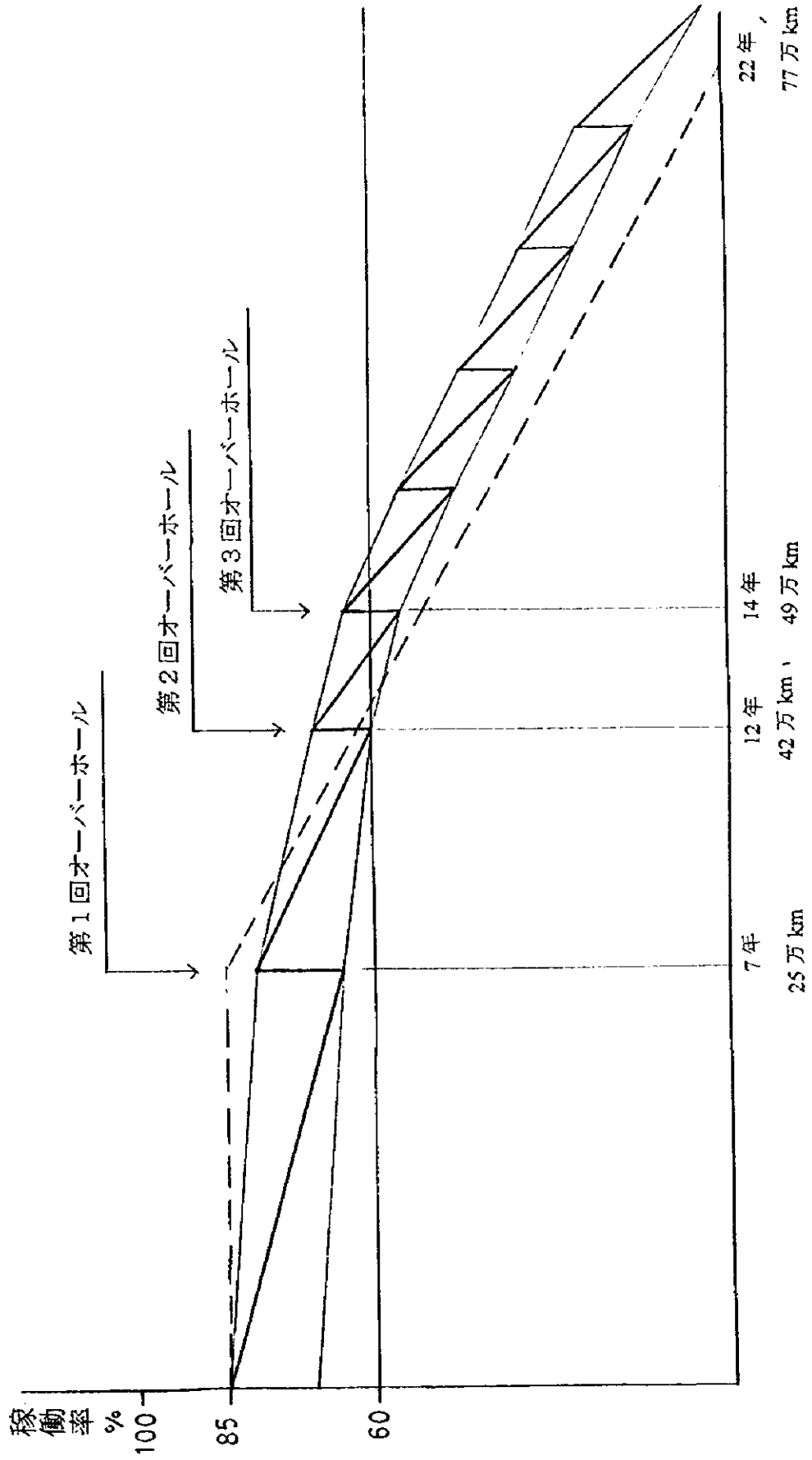
上記の稼働率低下特性を図示すると、添付のとおりとなる。

3. 稼働率低下特性のモデル化

図からわかるとおり、稼働率低下特性は、ある幅を持った低下傾向を示すが、本基本設計に用いる低下特性は、同図の特性曲線をバイリニアな直線で近似することとした。

モデル化においては、1次オーバーホールの時点(供用後7年)までは、稼働率の低下を無視し、8年目以降で低下するものとした。低下傾向は、曲線的であるが、これを直線で近似し、その傾きは、既存車両の稼働率と供用年数との関係に最も合うように設定した。

車両稼働率低下特性



資料6. 参考資料リスト

資料リスト (収集資料)

| | | | | |
|------|--------|------|--------|--------|
| 主管部長 | 文書管理課長 | 主管課長 | 情報管理課長 | 技術情報課長 |
| | | | | |

| | | | | | | | |
|----|------------|-----------------|------------------|------------------|-------------------|-------|-------|
| 地域 | 中近東 | 調査団名又は 専門家指名 | アレppo市ごみ処理機材整備計画 | 調査の種類又は 指導科目 | 基本設計調査 | 作成部課 | 国際事業部 |
| 国名 | シリア・アラブ共和国 | 配属機関名 | 八千代エンジニアリング株式会社 | 現地調査期間 又は派遣期間 | 9年11月11日～9年12月10日 | 担当者氏名 | 矢野 敏雄 |

| 番号 | 資料の名称 | 版型 | ページ数 | オリジナル コピーの別 | 部数 | 収集先名称又は 発行機関 | 寄贈・購入 (価格)の別 | 取扱い区分 | 利用表紙 |
|----|---|----------|--------|----------------|--------|---------------------------------|-----------------|-------|------|
| 1 | STATISTICAL ABSTRACT 1996 | A4 | 563 | 原本 | 1 | OFFICE OF THE PRIME MINISTER | 購入 | | |
| 2 | SUMMARY OF FOREIGN TRADE / Jan-June,1997 | A4 | 99 | 原本 | 1 | OFFICE OF THE PRIME MINISTER | 購入 | | |
| 3 | FOREIGN TRADE STATISTICS / 1996 | A4 | 283 | 原本 | 1 | OFFICE OF THE PRIME MINISTER | 購入 | | |
| 4 | PLAN OF ALEPPO CITY | A0 | 4 | コピー | 2 | ALEPPO CITY COUNCIL | 寄贈 | | |
| 5 | MAP OF CENTER PART OF ALEPPO CITY | A0 A2 | 1 1 | 原本 原本 | 1 1 | ALEPPO CITY COUNCIL | 寄贈 | | |
| 6 | PLAN FOR MODIFING ALEPPO CITY | A0 | 1 | コピー | 1 | ALEPPO CITY COUNCIL | 寄贈 | | |
| 7 | DETAILED MAP OF ALEPPO CITY | A1 | 11 | コピー | 1 | ALEPPO CITY COUNCIL | 寄贈 | | |
| 8 | ROAD MAP OF ALEPPO CITY | A0 | 3 | コピー | 1 | ALEPPO CITY COUNCIL | 寄贈 | | |
| 9 | MAP FOR MASTER PLAN OF ALEPPO CITY | A0 | 3 | コピー | 1 | ALEPPO CITY COUNCIL | 寄贈 | | |
| 10 | REHABILITATION OF THE OLD CITY OF ALLEPO | A0 | 1 | コピー | 1 | ALEPPO CITY COUNCIL | 寄贈 | | |
| 11 | LAYOUT DRAWING OF WORK SHOP | A0 | 1 | コピー | 1 | ALEPPO CITY COUNCIL | 寄贈 | | |
| 12 | SOUTHERN OF AL SHEIK SAIED VILLAGE THE MID DUMP SITE | A4 | 13 | コピー | 1 | ALEPPO CITY COUNCIL | 寄贈 | | |
| 13 | アレppo市住宅区分図 | A1 | 47 | コピー | 1 | ALEPPO CITY COUNCIL | 寄贈 | | |

図書館提出用

JICA