

ROOT No.	
SIZE OF STRUCTURE	
GRADE	2.03
DESIGNED SURFACE	3.23
BOTTOM ELEVATION	2.03
H COORDINATES	H196 +5.000
P COORDINATES	P250 +0.000
DISTANCE	0.000

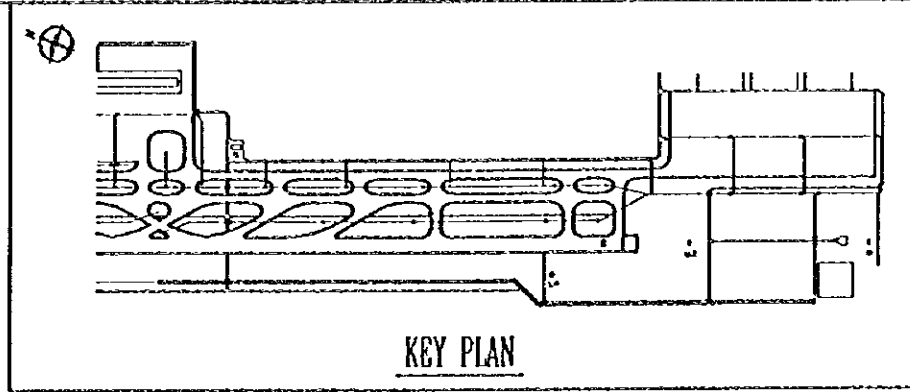
D3

81

8 20x11(12-4 25)


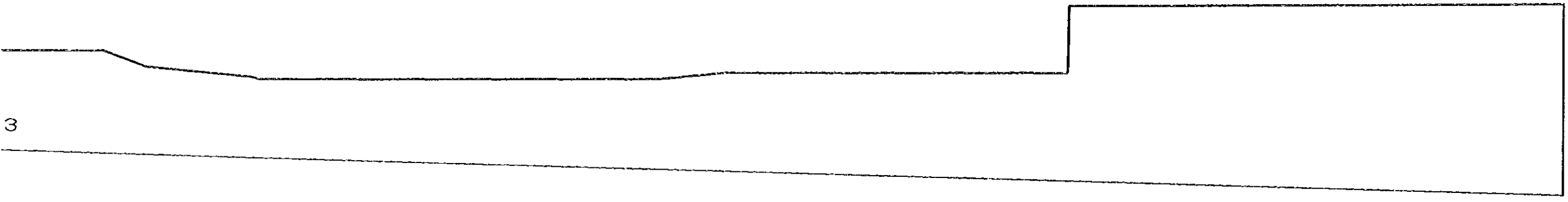
i=0.09%
L=2855.280m

1543.030	P288	H196	3.08	137.530	P291	H193	2.45
+23.030		+5.000		+0.280		+2.750	
			0.80				0.69

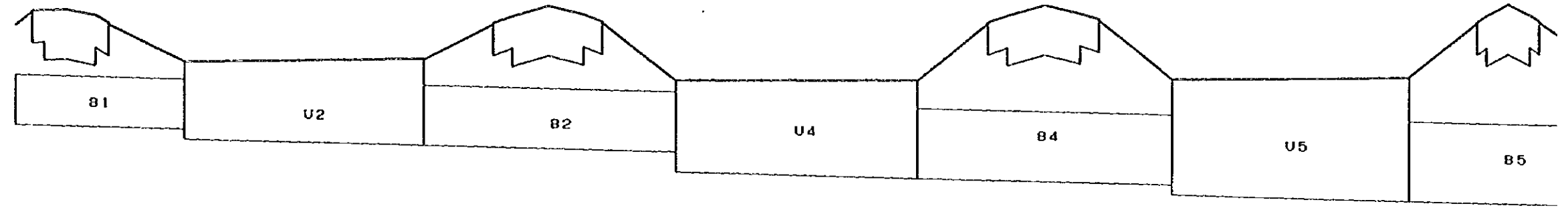
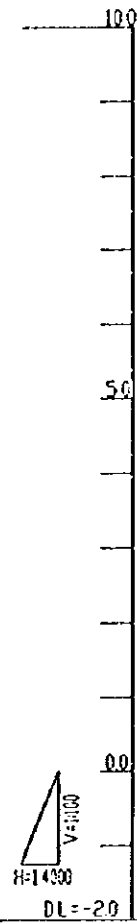


KEY PLAN


RECLAIMING TRENCH

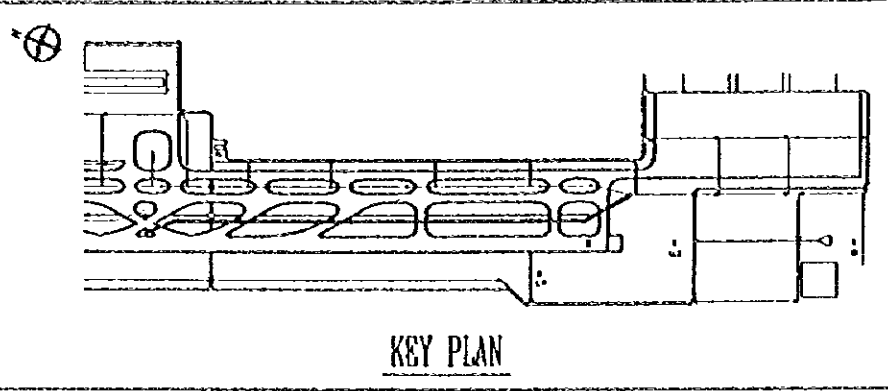


PEOPLE'S REPUBLIC OF CHINA		
SHANGHAI PUDONG INTERNATIONAL AIRPORT PROJECT	JANUARY 1997	
STORM DRAINAGE PROFILE (11/17)		
SCALE	H=1:400, V=1:100	DWG1-DA(11/17)
JAPAN INTERNATIONAL COOPERATION AGENCY		

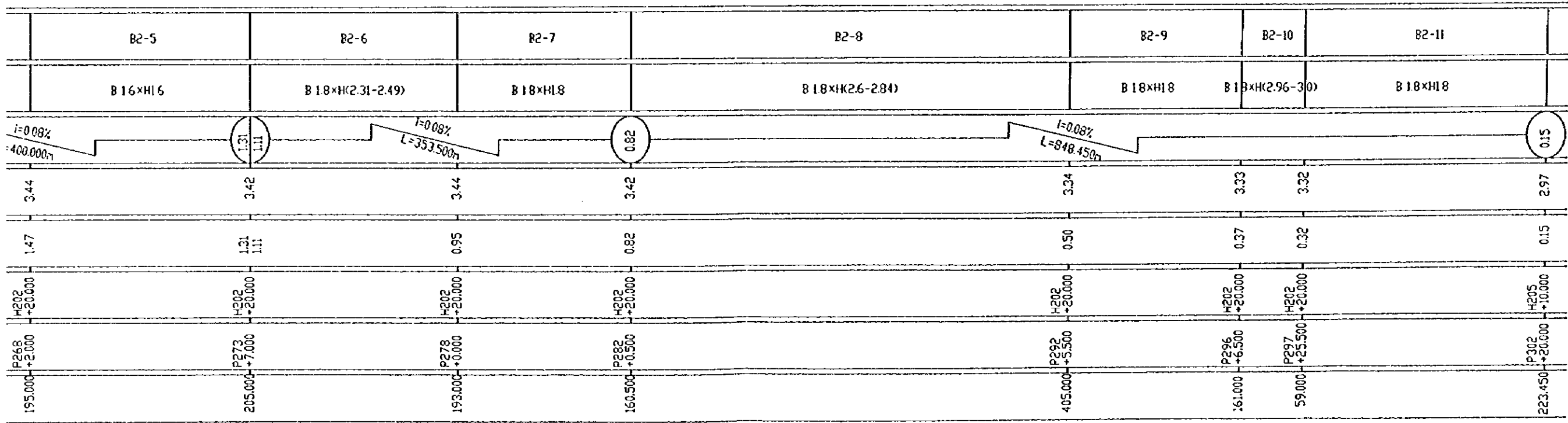
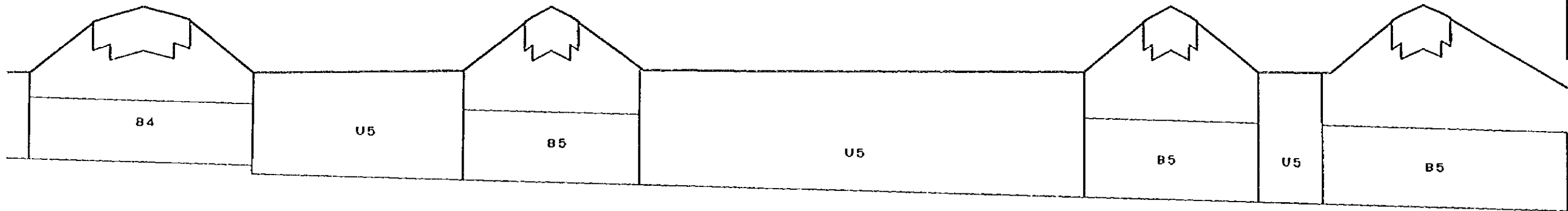


ROOT No		B2-1	B2-2	B2-3	B2-4	B2-5	B2-6	B2-7
SIZE OF STRUCTURE		B 10×H1.0	B 12×H(1.54-1.72)	B 12×H1.2	B 16×H(1.83-1.97)	B 16×H1.6	B 18×H(2.31-2.49)	B 18×H1.8
GRADE		2.66	2.55 2.35	3.91	2.03 1.63	3.44	3.42	3.44
DESIGNED SURFACE		4.65	3.99	3.91	3.46	3.44	3.42	3.44
BOTTOM ELEVATION		2.66	2.55 2.35	2.19	2.03 1.63	1.47	1.31 1.11	0.95
H COORDINATES		H201 +20.000	H202 +20.000	H202 +20.000	H202 +20.000	H202 +20.000	H202 +20.000	H203 +20.000
P COORDINATES		P250 +7.000	P253 +7.000	P258 +2.000	P263 +7.000	P268 +2.000	P273 +7.000	P278 +0.000
DISTANCE		0.000	136.730	195.000	205.000	195.000	205.000	193.000

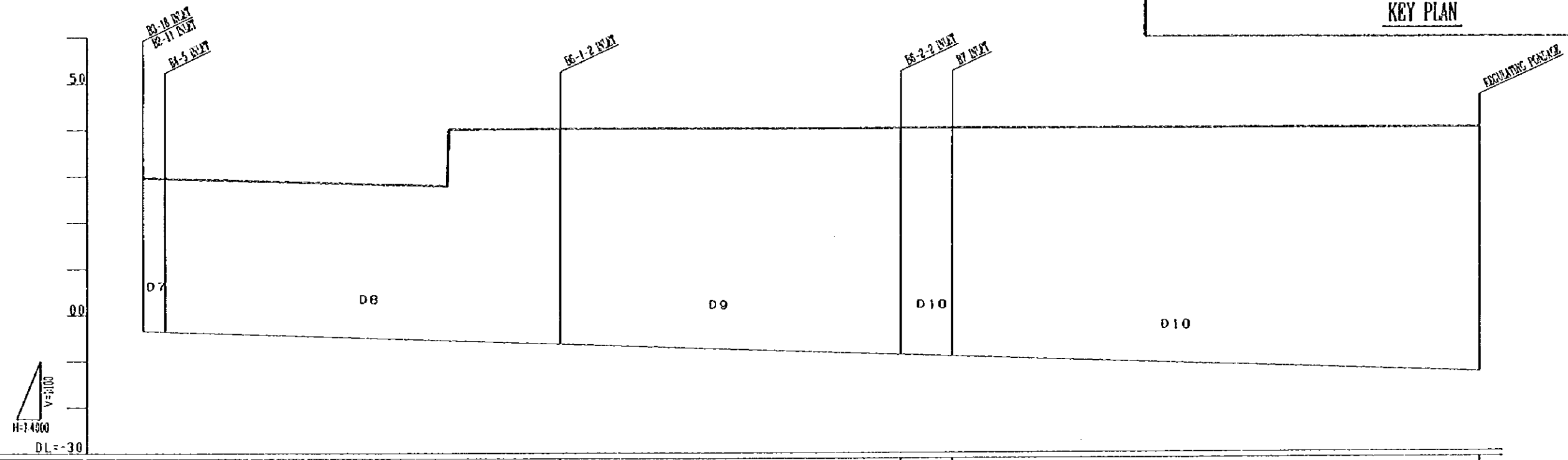
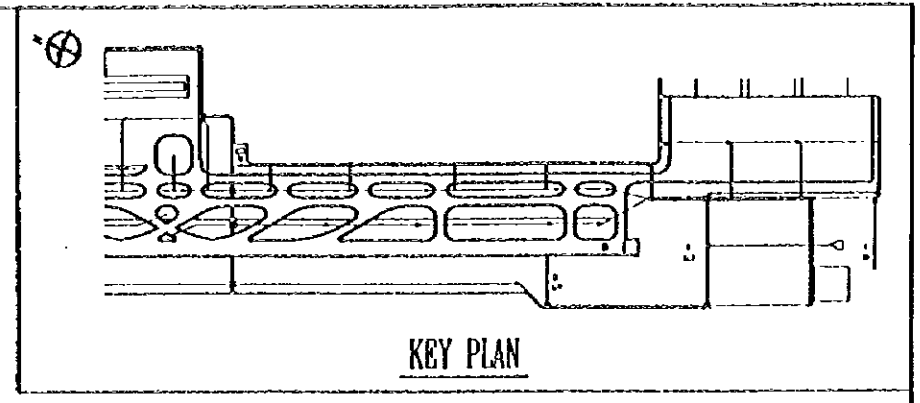




B2-10 CONTINUED
B2-12 D/T/ET

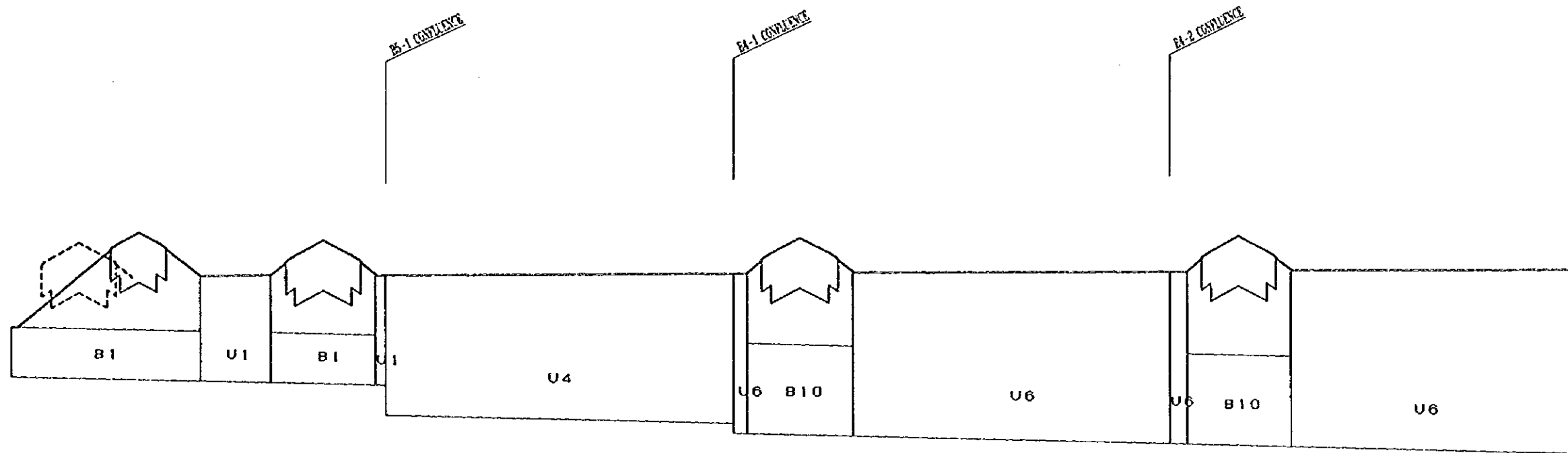
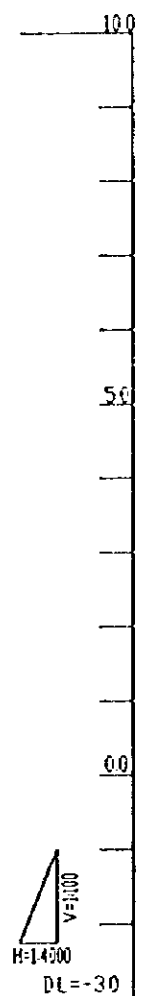


PEOPLE'S REPUBLIC OF CHINA	
SHANGHAI PUDONG INTERNATIONAL AIRPORT PROJECT	JANUARY 1997
STORM DRAINAGE PROFILE (12/17)	
SCALE	H=1:400, V=1:100
DWG1-D4(12/17)	
JAPAN INTERNATIONAL COOPERATION AGENCY	



ROOT No.	B2-2	B2-13	B2-14	B2-15	B2-16
SIZE OF STRUCTURE	B 3.0xH(3.29-3.31)	B 3.5xH(3.31-4.64)	B 4.0xH(4.64-4.88)	B 4.5xH(4.88-4.96)	B 4.5xH(4.96-5.29)
GRATE	Ø 0.34				Ø 1.29
DESIGNED SURFACE	2.97 2.95	4.00	4.00	4.00	4.00
BOTTOM ELEVATION	-0.54 -0.56	-0.64	-0.88	-0.96	-1.29
H COORDINATES	H205 +10.000 H205 +10.000	H205 +10.000	H205 +10.000	H205 +10.000	H193 +27.750
P COORDINATES	P303 +30.000 P303 +30.000	P316 +30.000	P316 +30.000	P320 +35.000	P320 +35.000
DISTANCE	0.000 20.000	350.000	300.000	45.000	462.250

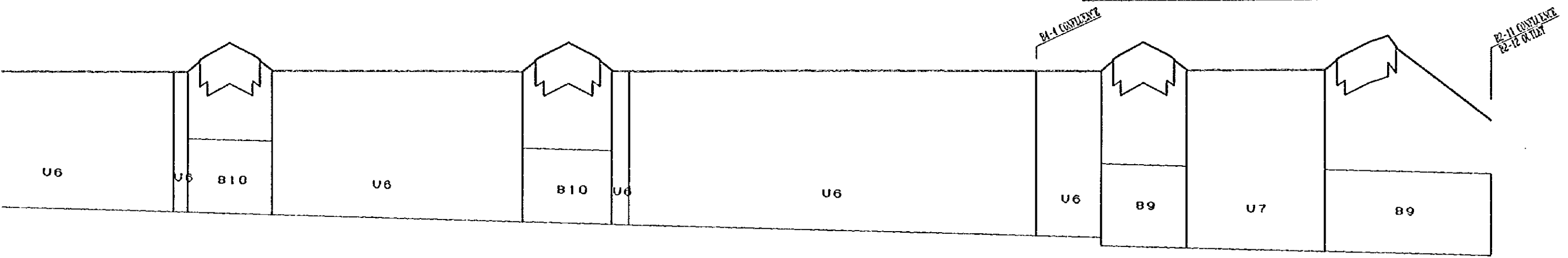
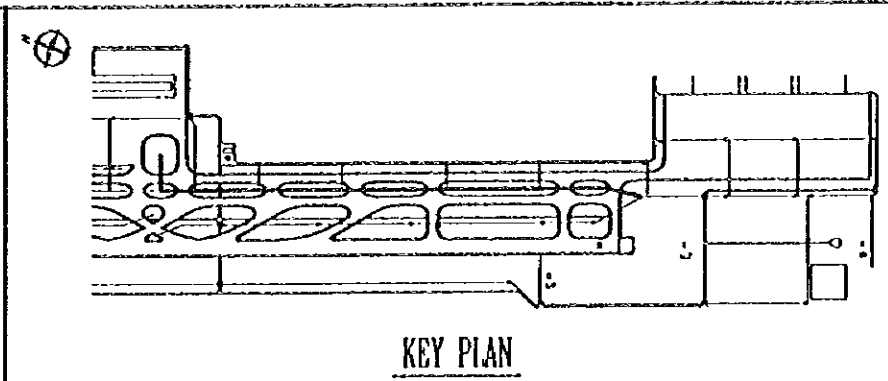
PEOPLE'S REPUBLIC OF CHINA	
SHANGHAI PUDONG INTERNATIONAL AIRPORT PROJECT	JANUARY 1997
STORM DRAINAGE PROFILE (13/17)	
SCALE	H=14900, V=1:100
DWG1-D4(13/17)	
JAPAN INTERNATIONAL COOPERATION AGENCY	



ROOT No	B3-1		B3-2	B3-3	B3-4	B3-5		B3-6	B3-7	B3-8		B3-9	B3-10	B3-11	
SIZE OF STRUCTURE	B 10×H10		B 10×H(2.09-2.15)	B 10×H10 B 10×H2.2		B 1.6×H(2.8-2.99)		B 3.6×H1.8 B 3.6×H3.19	B 3.6×H1.8		B 3.8×H(3.27-3.43)		B 3.8×H(3.43-3.44)	B 3.6×H1.8 B 3.8×H(3.52-3.67)	
GRADE	2.44		i=0.08% L=302.000m		2.20 1.60		i=0.08% L=280.000m		1.37 1.17		4.32 4.32		i=0.08% L=1263.000m		4.33
DESIGNED SURFACE	3.44		4.41		4.42		4.40		4.36 4.36		4.37		4.32 4.32		4.33
BOTTOM ELEVATION	2.44		2.32		2.27		2.20 2.20 1.60		1.37 1.17 1.16		1.10		0.89 0.88		0.81
H COORDINATES	H210 +2.500		H206 +9.500		H206 +9.500		H206 +11.500 H206 +20.000		H206 +9.500 H206 +31.000		H206 +9.500		H206 +9.500		H206 +9.500
P COORDINATES	P250 +31.000		P250 +31.000		P252 +6.500		P252 +11.500 P254 +20.000		P261 +20.000 P261 +31.000		P267 +36.000		P270 +10.000 P270 +24.500		P272 +29.500
DISTANCE	0.000		153.000		55.500		85.000		280.000 11.000		85.000		254.000 14.500		85.000

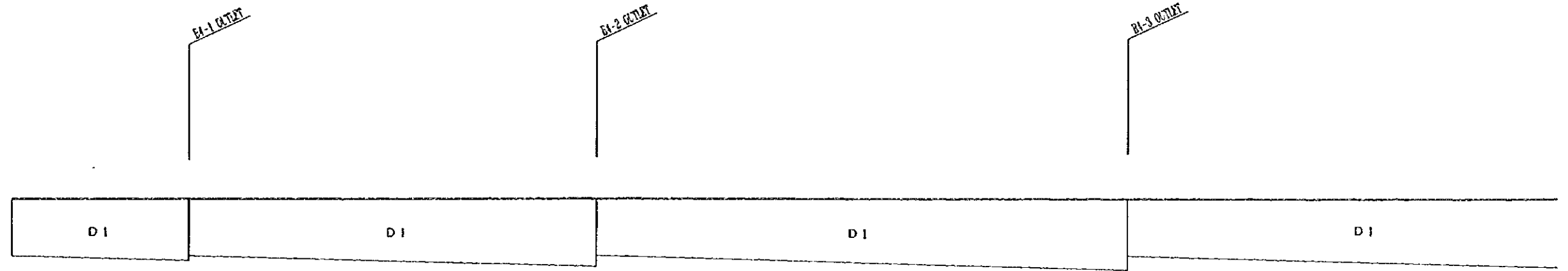
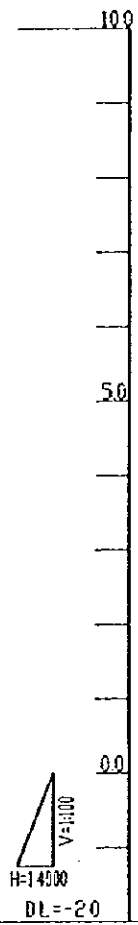
B-2 CONDUIT

B-1 CONDUIT




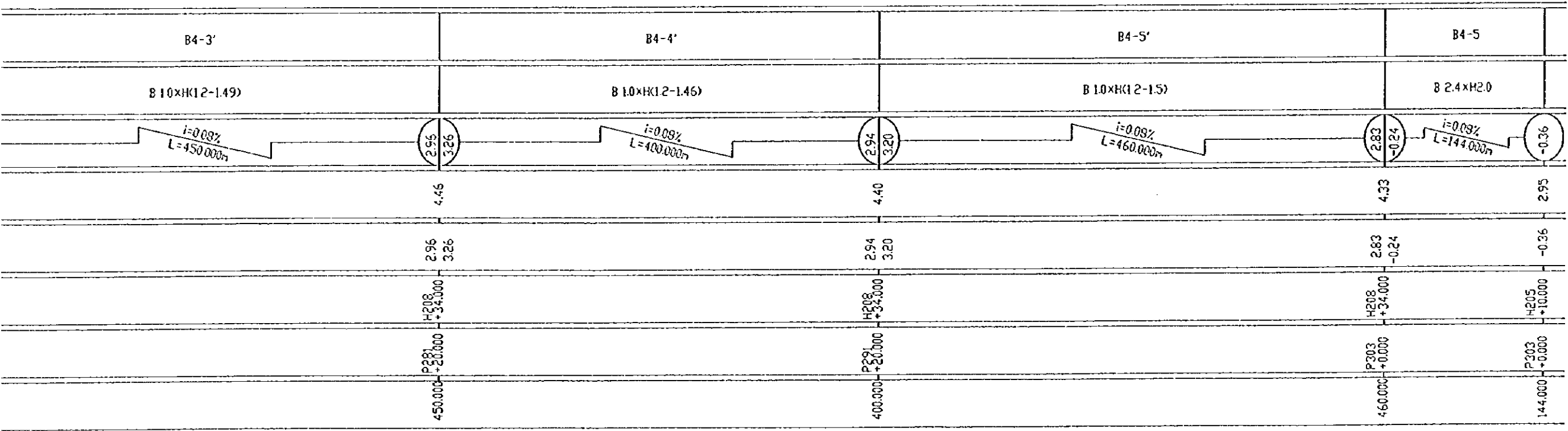
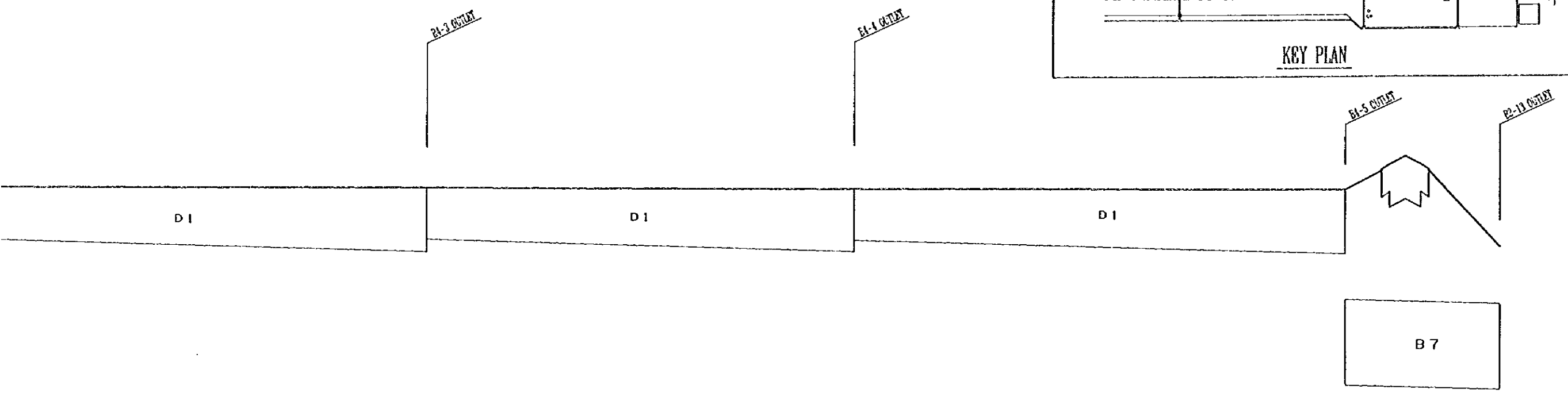
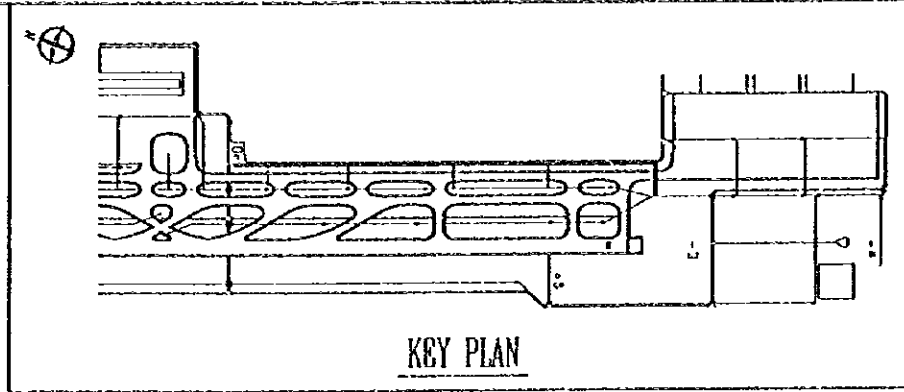
B3-8	B3-9	B3-10	B3-11	B3-12	B3-13	B3-14	B3-15	B3-16	B3-17	B3-18
B 3.8xHK(3.27-3.43)	B 3.8xHK(3.43-3.44)	B 3.6xH1.8	B 3.8xHK(3.52-3.67)	B 3.6xH1.8 B 3.8xHK(3.75-3.77)		B 3.8xHK(3.77-4.03)	B 3.8xHK(4.03-4.07)	B 4.8xH2.0	B 4.25xHK(4.35-4.44)	B 4.8xH2.0
i=0.08% L=1263.000m								i=0.08% L=381.690m		
4.32	4.32	4.33	4.29	4.30	4.30	4.24	4.23	4.24	4.23	2.97
0.89	0.88	0.81	0.62	0.55	0.53	0.21	0.16	-0.11	-0.21	-0.34
H206 +9.500	H206 +9.500	H206 +9.500	H206 +9.500	H206 +9.500	H206 +9.500	H206 +9.500	H206 +9.500	H206 +9.500	H206 +9.500	H206 +9.500
P270 +10.000	P270 +10.000	P276 +10.000	P276 +10.000	P281 +10.000	P281 +10.000	P291 +10.000	P293 +10.000	P295 +10.000	P298 +10.000	P302 +10.000
254.000	14.500	85.000	248.000	85.000	17.500	400.000	63.000	85.000	135.000	161.890

PEOPLE'S REPUBLIC OF CHINA	
SHANGHAI PUDONG INTERNATIONAL AIRPORT PROJECT	JANUARY 1997
STORM DRAINAGE PROFILE (11/17)	
SCALE	H=1:400, V=1:100
DWG1-D4(11/17)	
JAPAN INTERNATIONAL COOPERATION AGENCY	

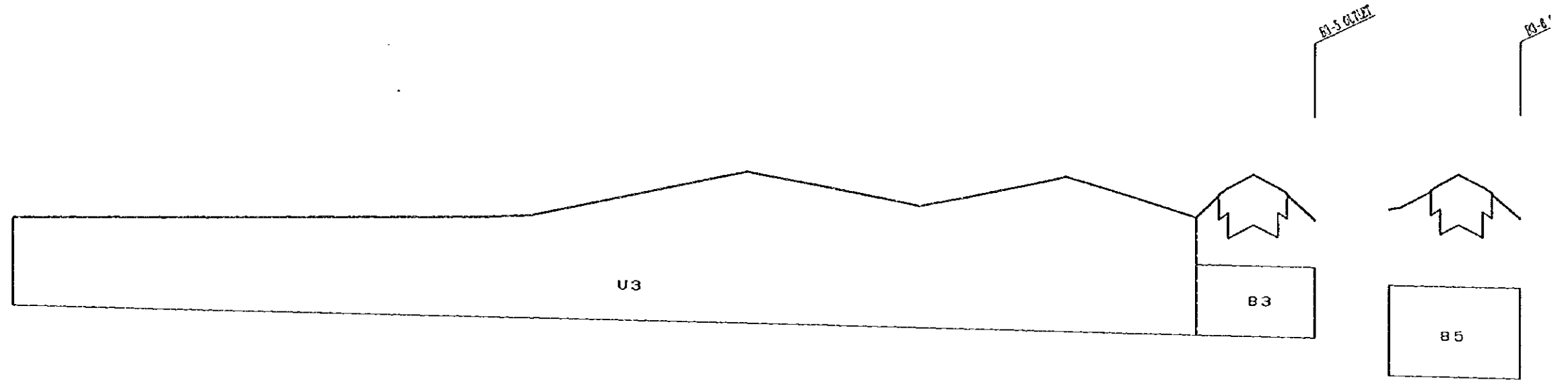
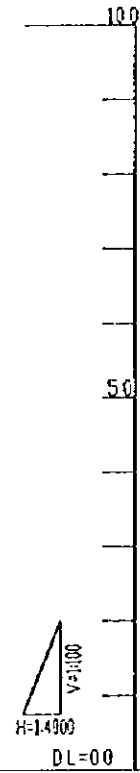


ROOT No.		B4-1'	B4-2'	B4-3'	B4-4'
SIZE OF STRUCTURE		B 10xH(12-129)	B 10xH(12-143)	B 10xH(12-149)	B 10xH(12-146)
GRADE		3.40	3.28 3.37	3.09 3.32	2.56 3.26
DESIGNED SURFACE		4.60	4.57	4.52	4.46
BOTTOM ELEVATION		3.40	3.28 3.37	3.09 3.32	2.96 3.26
H COORDINATES		H209 +34.000	H208 +34.000	H208 +34.000	H208 +34.000
P COORDINATES		P257 +20.000	P261 +20.000	P270 +20.000	P281 +20.000
DISTANCE		0.000	150.000	350.000	450.000

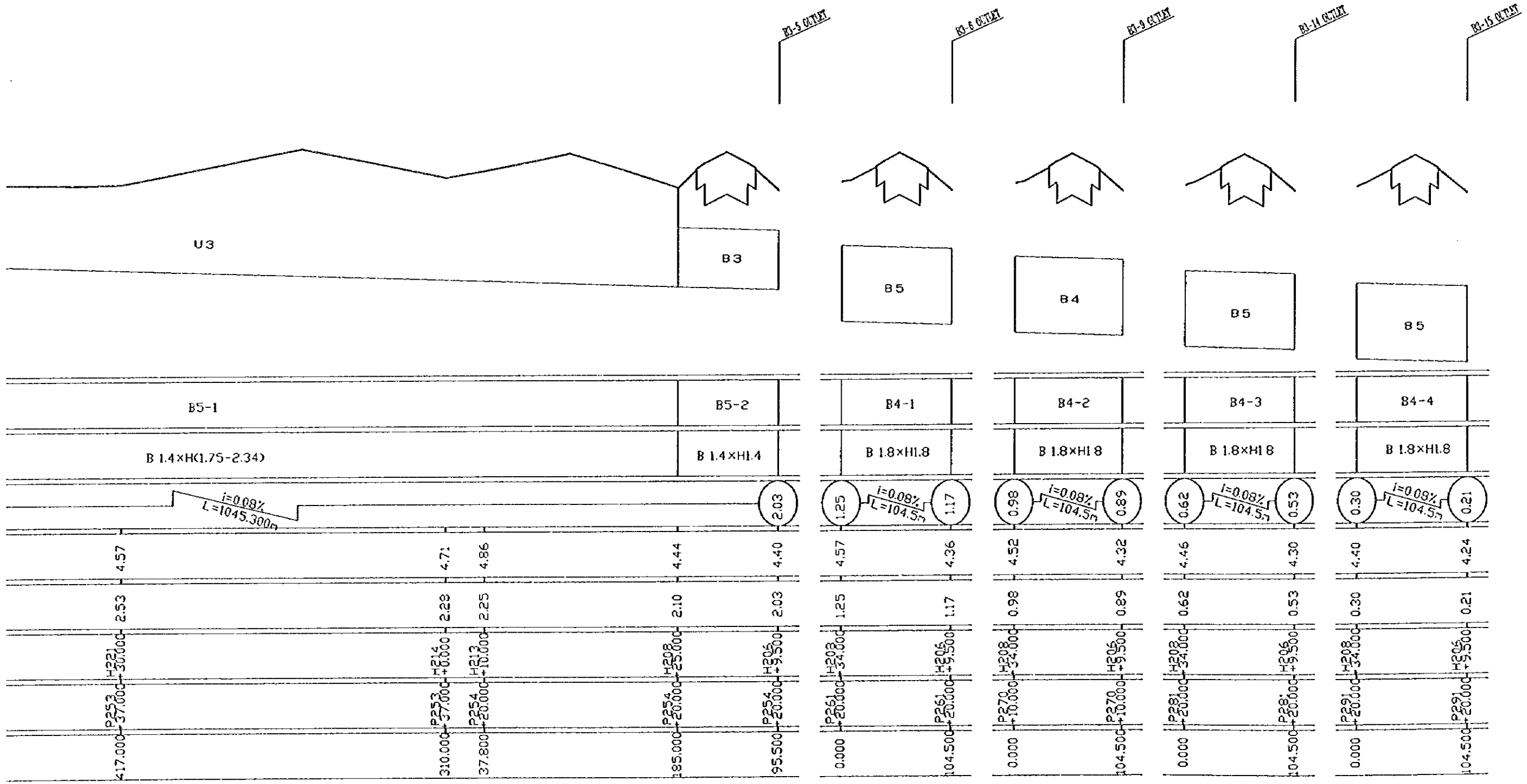
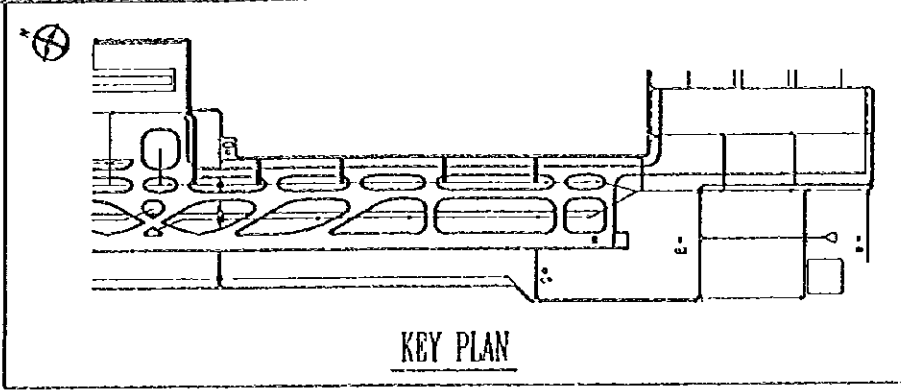




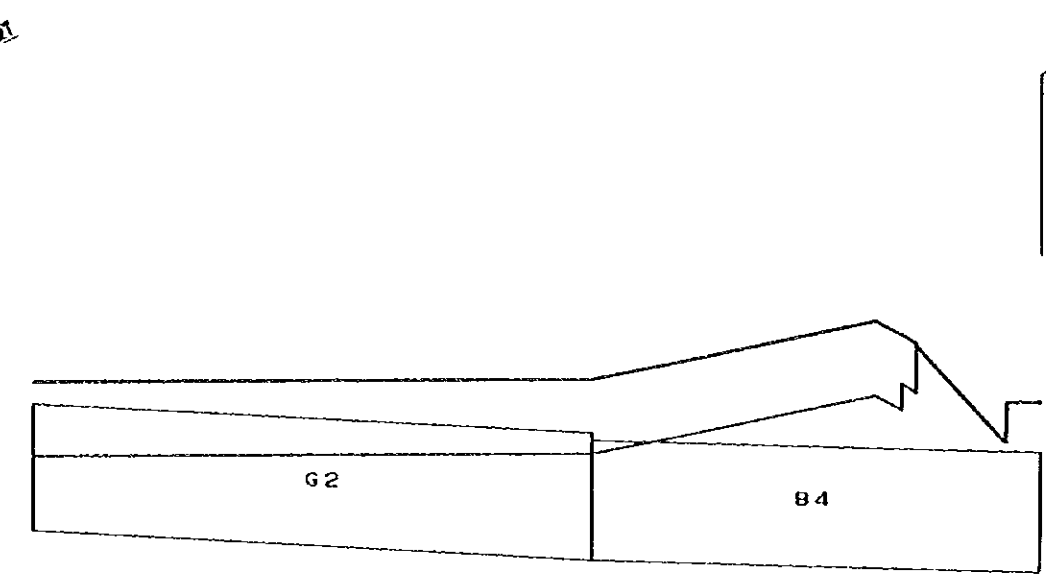
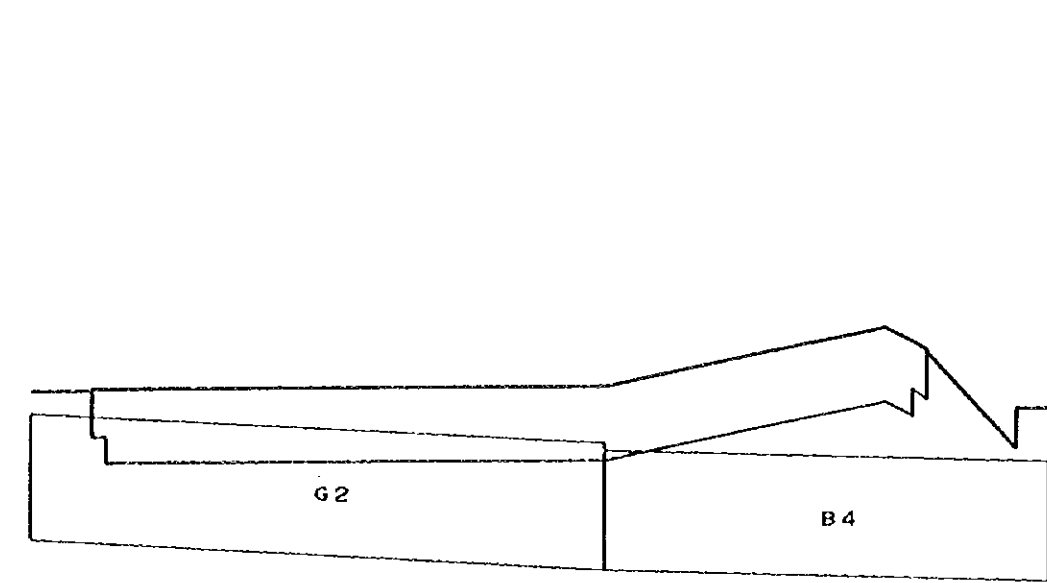
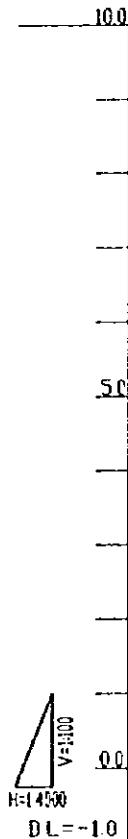
PEOPLE'S REPUBLIC OF CHINA	
SHANGHAI PUDONG INTERNATIONAL AIRPORT PROJECT	JANUARY 1997
STORM DRAINAGE PROFILE (15/17)	
SCALE	H=1:400, V=1:100
DWG1-D4(15/17)	
JAPAN INTERNATIONAL COOPERATION AGENCY	



ROOF No		B5-1						B5-2	B4-1		
SIZE OF STRUCTURE		B 1.4xH(1.75-2.34)						B 1.4xH1.4	B 1.8xH1.8		
GRADE		2.86							2.03		
DESIGNED SURFACE		4.61		4.57		4.71	4.86	4.44	4.40	4.57	4.36
BOTTOM ELEVATION		2.86		2.53		2.28	2.25	2.10	2.03	1.25	1.17
H COORDINATES		H221		H221		H214	H212	H208	H206	H208	H206
P COORDINATES		P243		P253		P253	P254	P254	P254	P261	P261
DISTANCE		0.000		417.000		510.000	37.800	185.000	95.500	0.000	104.500
		20.000		37.000		57.000	20.000	20.000	20.000	20.000	20.000

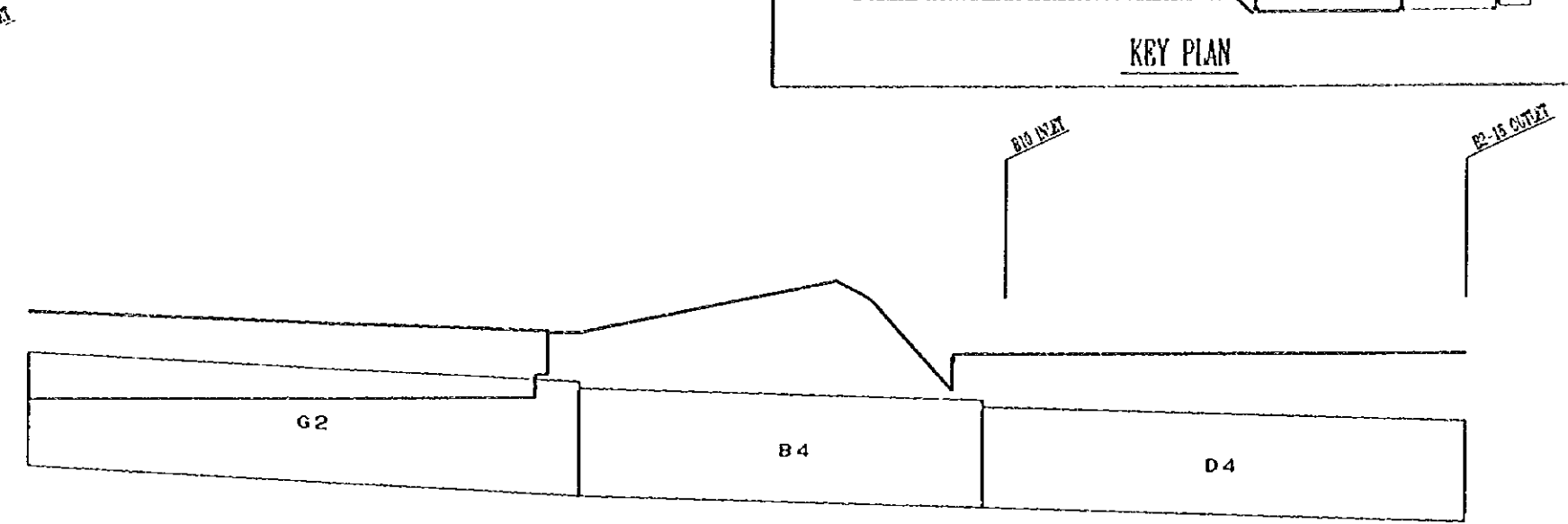
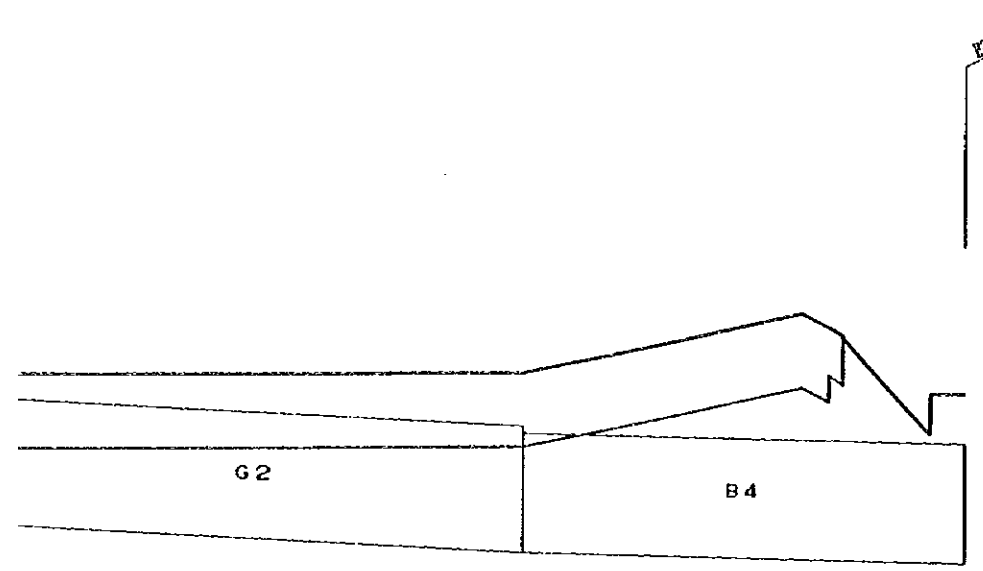
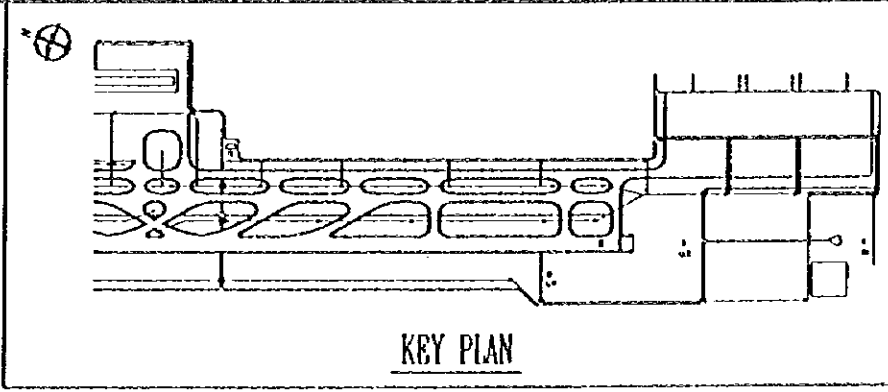


PEOPLE'S REPUBLIC OF CHINA	
SHANGHAI PUDONG INTERNATIONAL AIRPORT PROJECT	JANUARY 1997
STORM DRAINAGE PROFILE (16/17)	
SCALE	H=1:4000, V=1:100
DWG1-D4(16/17)	
JAPAN INTERNATIONAL COOPERATION AGENCY	



ROOT No.	86-1-1		86-1-2	
SIZE OF STRUCTURE	B 1.4xH1.7		B 1.6xH1.6	
GRADE				
DESIGNED SURFACE	4.31	4.34	4.00	
BOTTOM ELEVATION	2.31	1.87	1.68	
H COORDINATES	H21 +12.000	H21 +12.000	H205 +10.000	
P COORDINATES	P303 +38.500	P311 +30.000	P311 +30.000	
DISTANCE	0.000	311.500	242.000	

ROOT No.	86-2-1		86-2-2	
SIZE OF STRUCTURE	B 1.4xH1.7		B 1.6xH1.6	
GRADE				
DESIGNED SURFACE	4.34	4.34	4.00	4.65
BOTTOM ELEVATION	2.34	1.92	1.73	2.34
H COORDINATES	H21 +12.000	H21 +12.000	H205 +10.000	H21 +12.000
P COORDINATES	P311 +30.000	P319 +10.000	P319 +10.000	P319 +10.000
DISTANCE	0.000	300.000	242.000	0.000



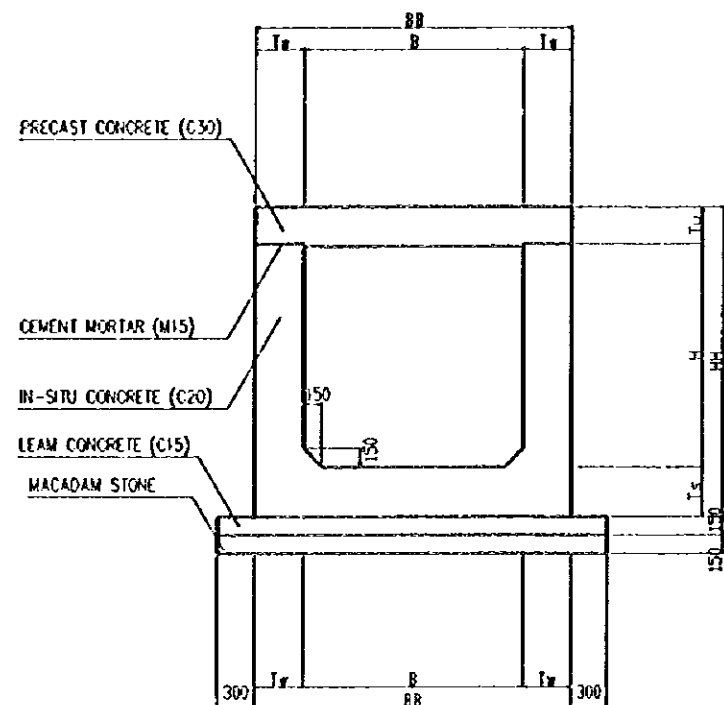
B6-2-1	B6-2-2
B 1.4xH1.7	B 1.6xH1.6
$i=0.14\%$ $L=300.000m$	$i=0.06\%$ $L=242.000m$
1.92	1.73
4.34	4.00
1.92	1.73
H211 +12.000	H205 +10.000
P319 +10.000	P319 +10.000
300.000	242.000

B6-3-1	B6-3-2	B7
B 1.4xH1.7	B 1.6xH1.6	B 2.0xH1.5
$i=0.14\%$ $L=332.750m$	$i=0.09\%$ $L=329.750m$	
2.34	1.87	1.45
4.65	4.65	4.00
2.34	1.87	1.45
H211 +12.000	H211 +12.000	H205 +10.000
P319 +10.000	P327 +22.750	P320 +15.000
0.000	332.750	275.000

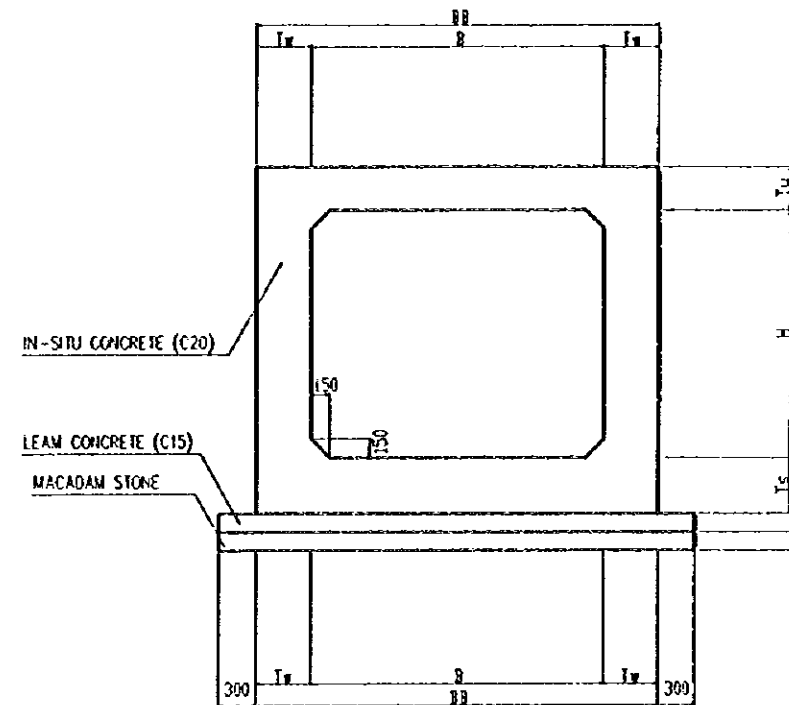
PEOPLE'S REPUBLIC OF CHINA	
SHANGHAI PUDONG INTERNATIONAL AIRPORT PROJECT	JANUARY 1997
STORM DRAINAGE PROFILE (17/17)	
SCALE	H=1:400, V=1:30
DWG1-D4(17/17)	
JAPAN INTERNATIONAL COOPERATION AGENCY	

BOX CULVERT
(AIRCRAFT LOAD)

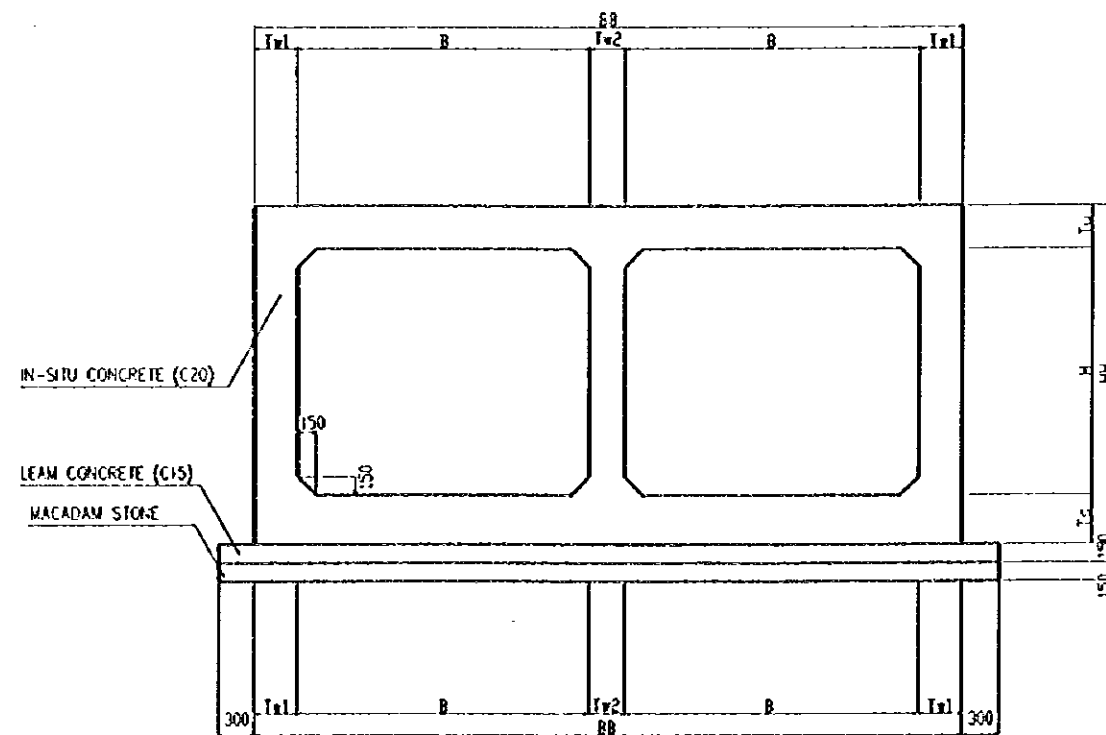
B-TYPE1 (A)



B-TYPE2 (A)

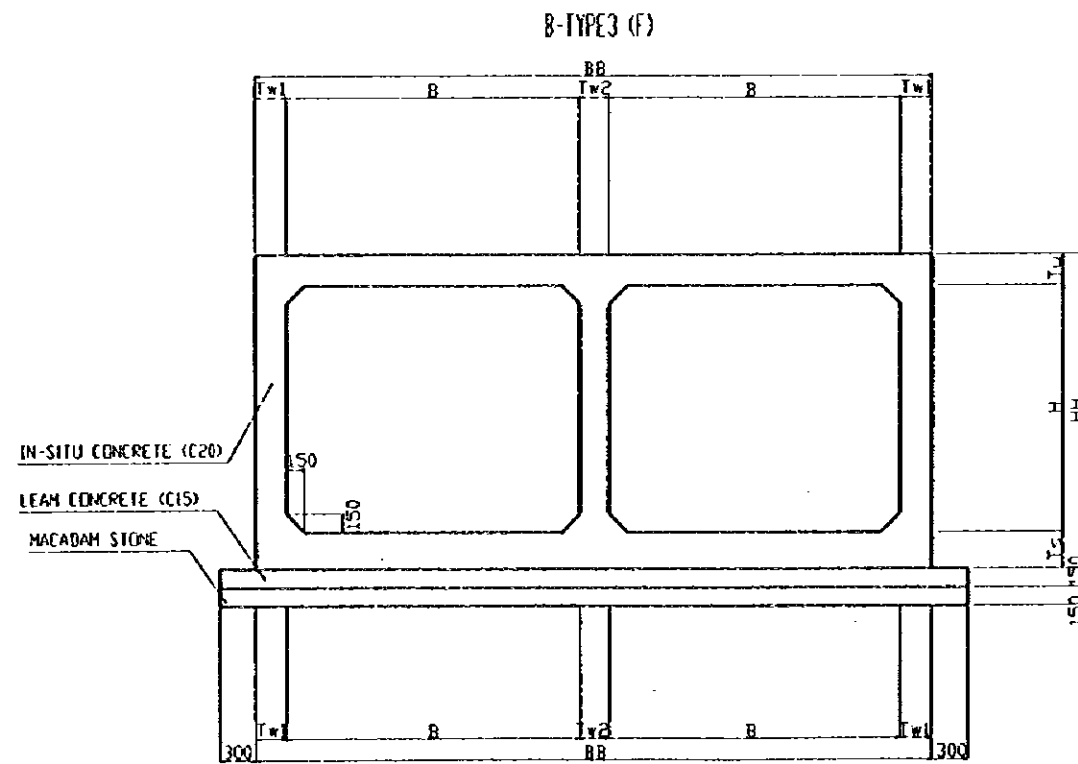
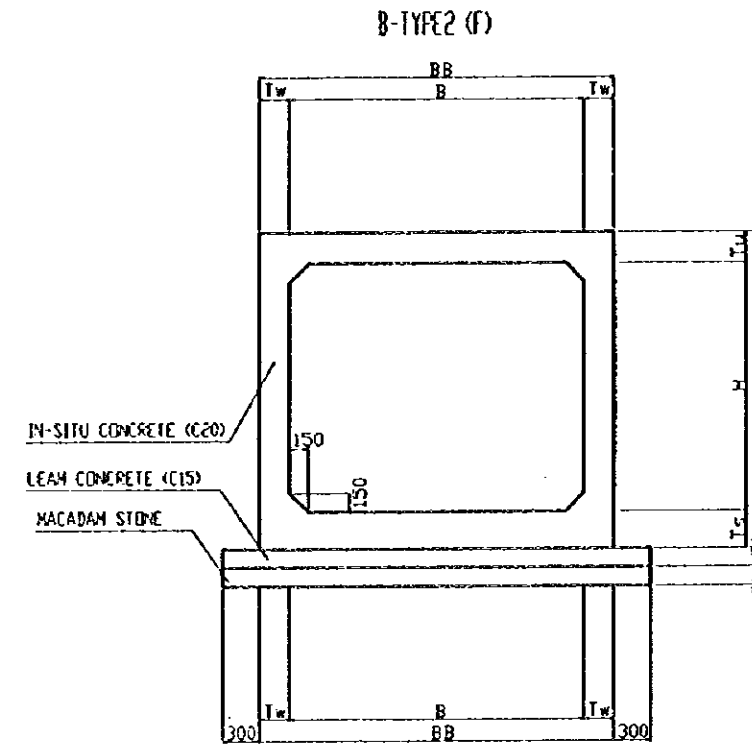
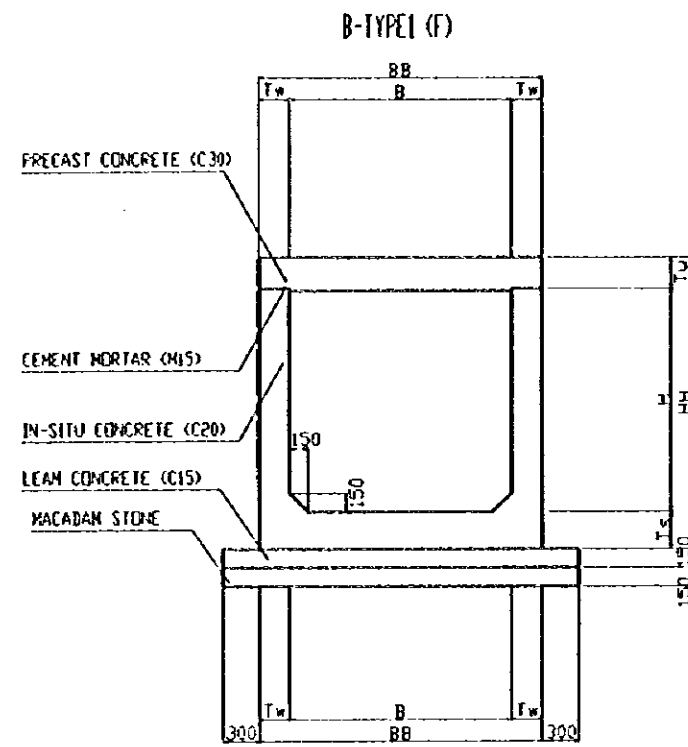


B-TYPE3 (A)



PEOPLE'S REPUBLIC OF CHINA	
SHANGHAI PUDONG INTERNATIONAL AIRPORT PROJECT	JANUARY 1997
STORM DRAINAGE STRUCTURE (1/3)	
SCALE	DWG1-05(1/3)
JAPAN INTERNATIONAL COOPERATION AGENCY	

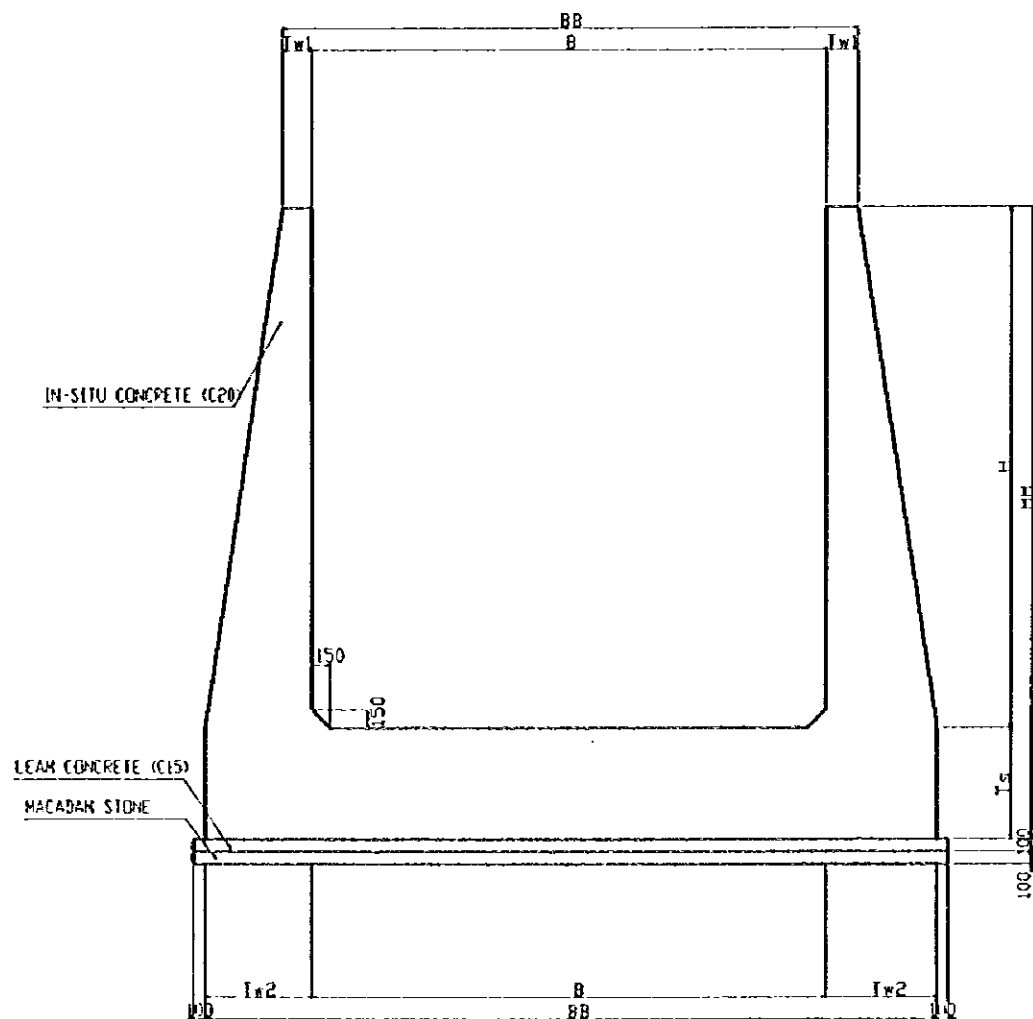
BOX CULVERT
(LARGE FIRE ENGINE LOAD)



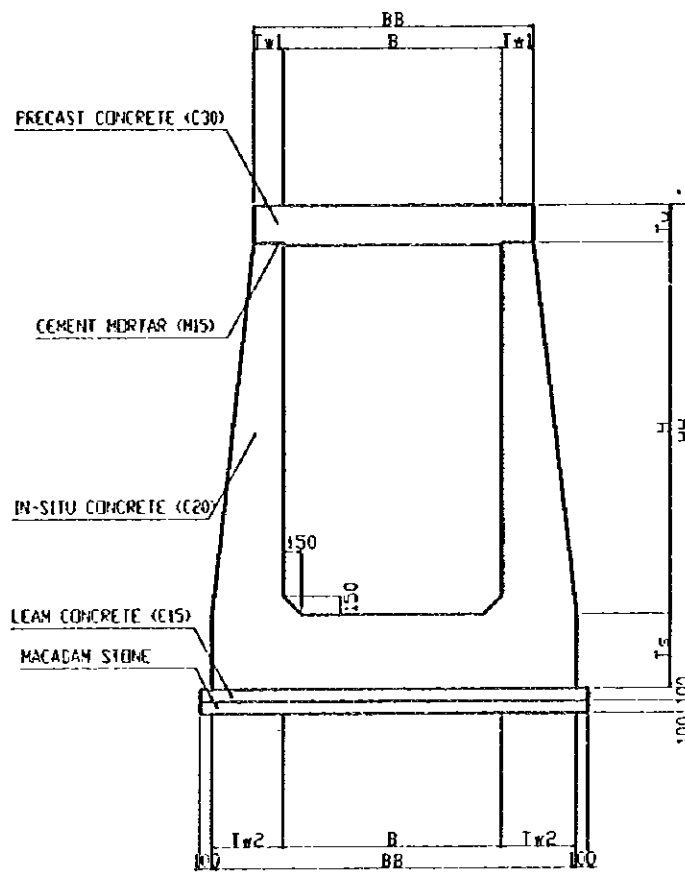
PEOPLE'S REPUBLIC OF CHINA	
SHANGHAI PUDONG INTERNATIONAL AIRPORT PROJECT	JANUARY 1997
STORM DRAINAGE STRUCTURE (2/3)	
SCALE	DWG1-DS(2/3)
JAPAN INTERNATIONAL COOPERATION AGENCY	

U-SHAPED DITCH & MASONRY DITCH

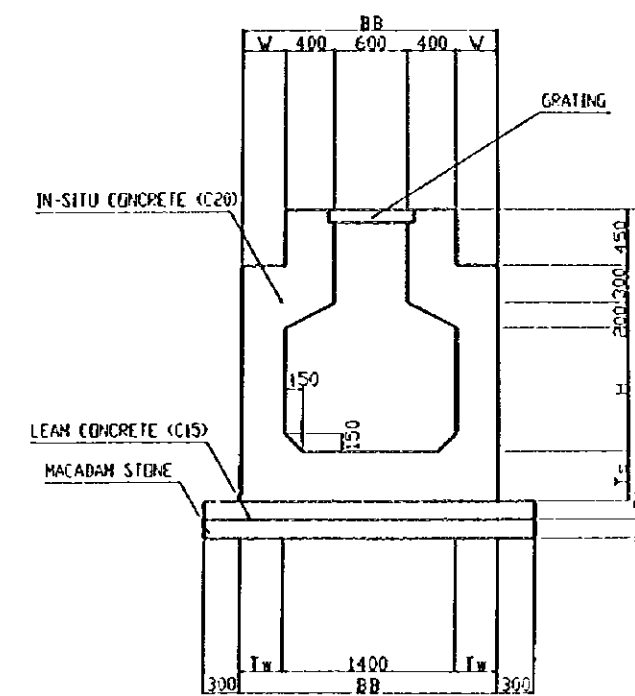
U-TYPE1 (T15)
(T15 MOTOR LOAD)



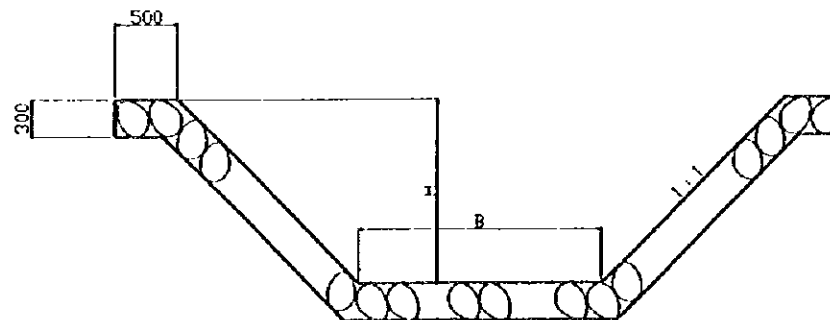
U-TYPE2 (T15)
(T15 MOTOR LOAD)



U-TYPE1 (A)
(AIRCRAFT LOAD)

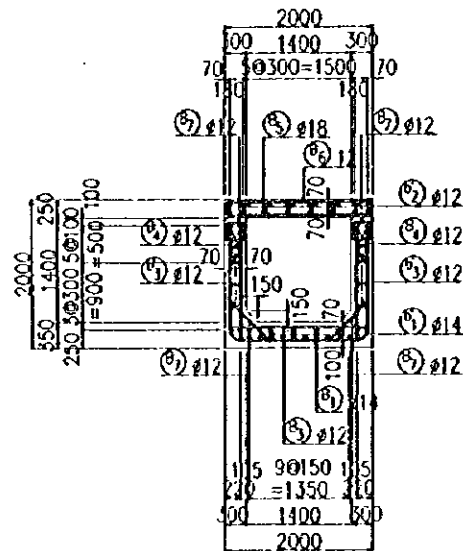


MASONRY DITCH



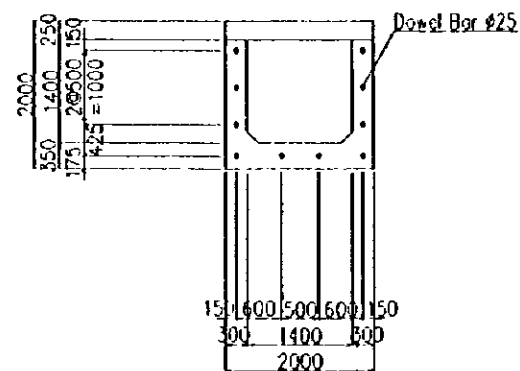
PEOPLE'S REPUBLIC OF CHINA	
SHANGHAI PUDONG INTERNATIONAL AIRPORT PROJECT	JANUARY 1997
STORM DRAINAGE STRUCTURE (3/3)	
SCALE	1:200
DWG1-05(3/3)	
JAPAN INTERNATIONAL COOPERATION AGENCY	

B-TYPE1(A)
(B1.40mXH1.40m, OVERBURDEN 1.0m)

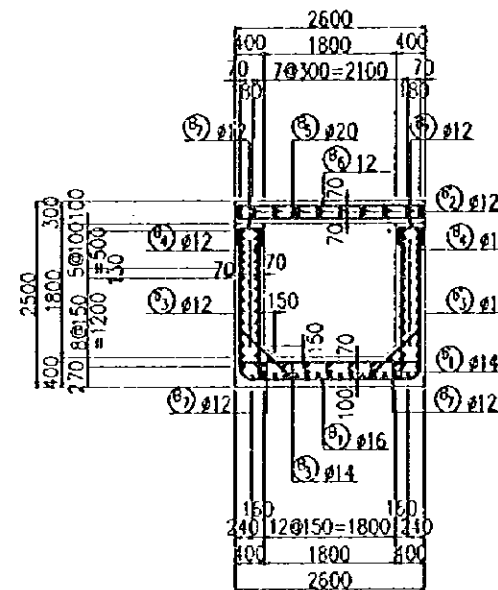


QUANTITIES OF REINFORCED

Mark	Diameter	Length	Number	Unit Weight	Unit Weight/One	Weight	Remarks
B 1	φ 14	4,840	3.3	1.208	5.847	19.3	
2	"	3,430	3.3	"	4.143	13.7	
3	φ 12	1,860	3.3	0.888	1.652	5.5	
4	"	1,580	6.7	"	1.403	9.4	
5	φ 18	2,180	6.7	1.999	4.358	29.2	
6	φ 12	2,180	3.3	0.888	1.936	6.4	
7	"	520	6.7	"	0.462	3.1	
b 1	φ 32	1,000	32	6.312	6.312	202.0	
2	φ 22	1,000	12	2.985	2.985	35.8	
3	φ 20	1,000	9	2.467	2.467	22.2	
4	φ 12	1,000	16	0.888	0.888	14.2	
b' 1	φ 14	870	6.7	1.208	1.051	7.0	
2	φ 12	710	6.7	0.888	0.630	4.2	
3	"	290	10	"	0.258	2.6	
				φ 32	202.0	Kg	
				φ 22	35.8	"	
				φ 20	22.2	"	
				φ 18	29.2	"	
				φ 14	40.0	"	
				φ 12	45.4	"	
						374.6	Kg

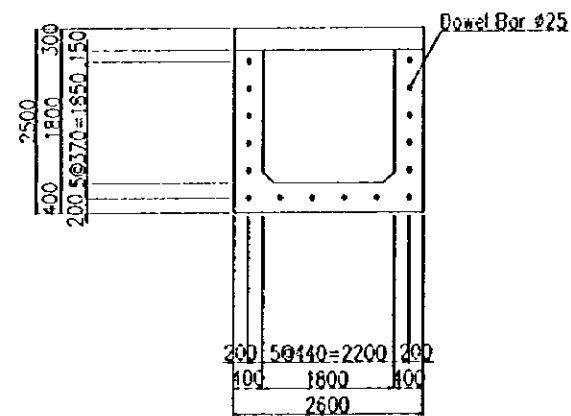


B-TYPE2(A)
(B1.80mXH1.80m, OVERBURDEN 1.0m)

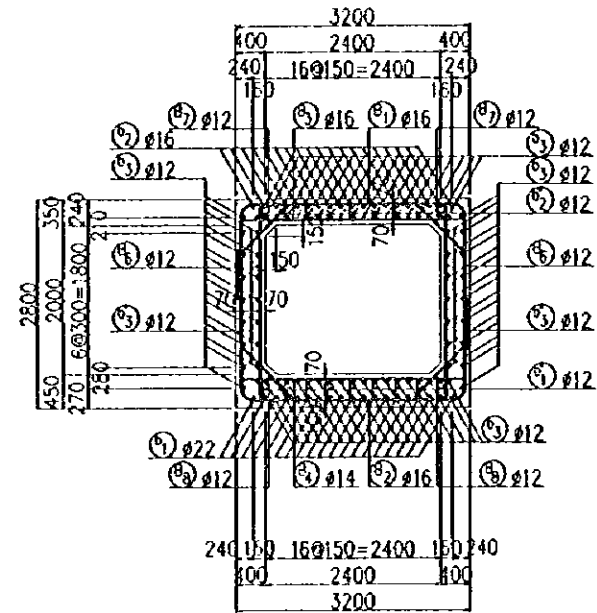


QUANTITIES OF REINFORCED

Mark	Diameter	Length	Number	Unit Weight	Unit Weight/One	Weight	Remarks
B 1	φ 16	6,320	3.3	1.578	9.973	32.9	
2	"	4,420	3.3	"	6.975	23.0	
3	φ 14	2,460	3.3	1.208	2.972	9.8	
4	φ 12	2,030	3.3	0.888	1.803	5.9	
5	φ 20	2,780	6.7	2.467	6.858	45.9	
6	φ 12	2,780	3.3	0.888	2.469	8.1	
b 1	φ 25	1,000	15	3.851	3.851	57.8	
2	φ 20	1,000	11	2.467	2.467	27.1	
3	φ 22	1,000	24	2.985	2.985	71.6	
4	φ 14	1,000	34	1.208	1.208	41.1	
5	φ 16	1,000	6.7	1.578	1.578	10.6	
6	φ 12	1,000	3.3	0.888	0.888	2.9	
b' 1	φ 14	1,020	13.3	1.208	1.232	16.4	
2	φ 12	850	13.3	0.888	0.755	10.0	
3	"	410	20	"	0.364	7.3	
				φ 25	57.8	Kg	
				φ 22	71.6	"	
				φ 20	73.0	"	
				φ 16	66.5	"	
				φ 14	67.3	"	
				φ 12	34.2	"	
						370.4	Kg

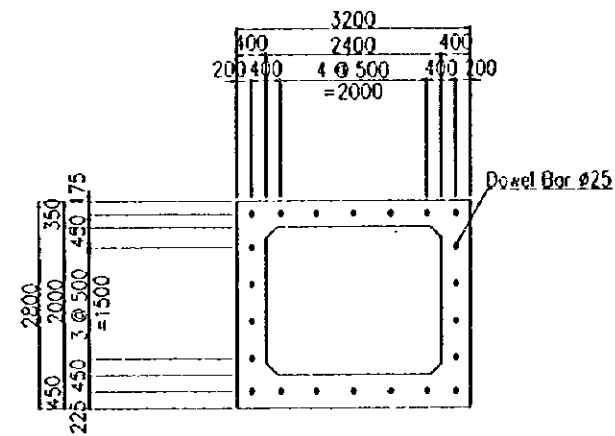


B-TYPE2
(B2.40mXH2.00m , OVERBURDEN 1.0m)

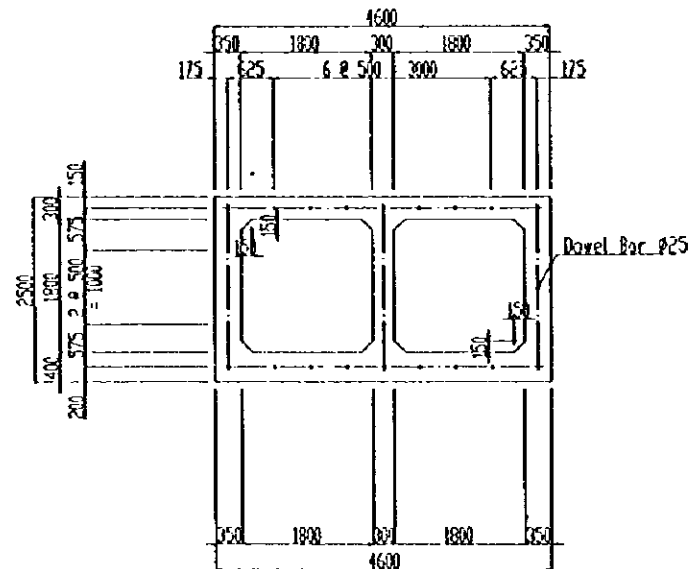
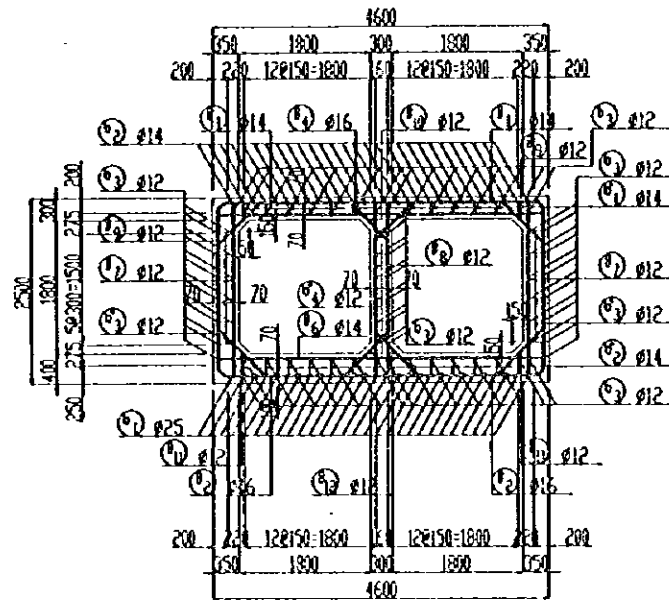


QUANTITIES OF REINFORCED

Mark	Diameter	Length	Number	Unit Weight	Unit Weight/One	Weight	Remarks
B 1	φ 16	6,090	6.7	1.578	9.610	64.4	
2	"	6,220	6.7	"	9.815	65.8	
3	"	3,060	6.7	"	4.829	32.4	
4	"	3,060	6.7	"	4.829	32.4	
5	"	5,370	6.7	"	8.474	56.8	
6	φ 12	2,630	6.7	0.888	2.335	15.6	
7	"	1,300	6.7	"	1.154	7.7	
8	"	1,390	6.7	"	1.234	8.3	
b 1	φ 22	1,000	19	2.985	2.985	56.7	
2	φ 16	1,000	19	1.578	1.578	30.0	
3	φ 12	1,000	62	0.888	0.888	55.1	
b' 1	φ 16	1,010	13.3	1.578	1.594	21.2	
2	φ 14	1,120	13.3	1.208	1.353	18.0	
3	φ 12	410	13.3	0.888	0.364	4.8	
						φ 22	56.7 Kg
						φ 16	303.0 "
						φ 14	18.0 "
						φ 12	91.5 "
							469.2 Kg



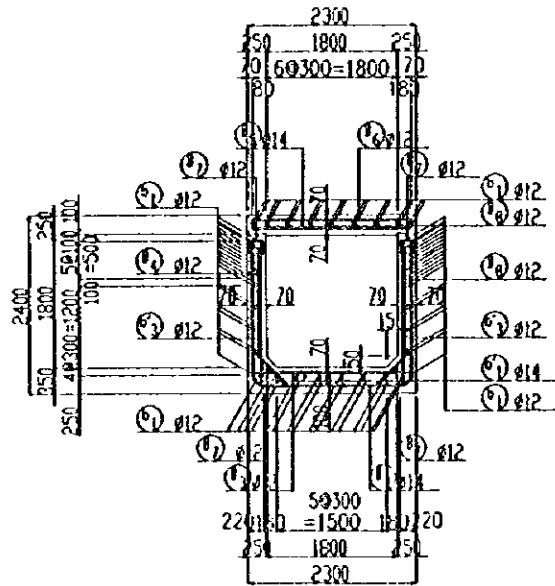
B-TYPE3(A)
(B1 80m(2)XH1 80m , OVERBURDEN 1.0m)



QUANTITIES OF REINFORCED

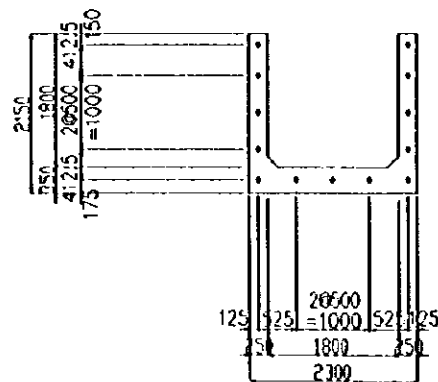
Mark	Diameter	Length (m)	Number	Net Weight (kg)	Net Weight (kg)	Weight (kg)	Remarks
11	#12	7.140	33	0.888	6.340	26.9	
2	#14	7.270	33	1.298	8.782	29.8	
3	#12	2.720	6.7	0.808	2.415	16.2	
4	#16	2.270	3.3	1.578	3.614	11.9	
5	"	4.460	3.3	"	7.838	23.2	
6	"	4.460	3.3	"	7.838	23.2	
7	#12	2.330	6.7	0.888	2.869	13.9	
8	"	2.330	6.7	"	2.869	13.9	
9	"	1.170	6.7	"	1.421	6.8	
10	"	1.080	6.7	"	0.959	6.4	
11	"	1.250	6.7	"	1.110	7.4	
12	"	1.220	6.7	"	1.063	7.3	
13	#14	2.120	3.3	1.298	2.561	8.5	
b1	#25	1.000	26.8	3.854	3.854	107.8	
b2	#14	1.000	26.8	1.298	1.298	33.8	
b3	#12	1.000	72.8	0.888	0.888	63.9	
b'1	#14	0.800	26.8	1.298	1.363	21.3	
2	"	1.020	26.8	"	1.232	24.6	
3	#12	360	10.8	0.888	0.320	3.2	
4	"	360	10.8	"	0.320	3.2	
				#25	107.8	Kg	
				#14	58.3	Kg	
				#12	117.2	Kg	
				#16	16.4	Kg	
				#18	15.9	Kg	
				#20	10.4	Kg	
				#22	6.6	Kg	
				#24	2.4	Kg	
				#26	1.6	Kg	
				#28	1.1	Kg	
				#30	0.7	Kg	
				#32	0.5	Kg	
				#34	0.3	Kg	
				#36	0.2	Kg	
				#38	0.1	Kg	
				#40	0.1	Kg	
				#42	0.1	Kg	
				#44	0.1	Kg	
				#46	0.1	Kg	
				#48	0.1	Kg	
				#50	0.1	Kg	
				#52	0.1	Kg	
				#54	0.1	Kg	
				#56	0.1	Kg	
				#58	0.1	Kg	
				#60	0.1	Kg	
				#62	0.1	Kg	
				#64	0.1	Kg	
				#66	0.1	Kg	
				#68	0.1	Kg	
				#70	0.1	Kg	
				#72	0.1	Kg	
				#74	0.1	Kg	
				#76	0.1	Kg	
				#78	0.1	Kg	
				#80	0.1	Kg	
				#82	0.1	Kg	
				#84	0.1	Kg	
				#86	0.1	Kg	
				#88	0.1	Kg	
				#90	0.1	Kg	
				#92	0.1	Kg	
				#94	0.1	Kg	
				#96	0.1	Kg	
				#98	0.1	Kg	
				#100	0.1	Kg	
				#102	0.1	Kg	
				#104	0.1	Kg	
				#106	0.1	Kg	
				#108	0.1	Kg	
				#110	0.1	Kg	
				#112	0.1	Kg	
				#114	0.1	Kg	
				#116	0.1	Kg	
				#118	0.1	Kg	
				#120	0.1	Kg	
				#122	0.1	Kg	
				#124	0.1	Kg	
				#126	0.1	Kg	
				#128	0.1	Kg	
				#130	0.1	Kg	
				#132	0.1	Kg	
				#134	0.1	Kg	
				#136	0.1	Kg	
				#138	0.1	Kg	
				#140	0.1	Kg	
				#142	0.1	Kg	
				#144	0.1	Kg	
				#146	0.1	Kg	
				#148	0.1	Kg	
				#150	0.1	Kg	
				#152	0.1	Kg	
				#154	0.1	Kg	
				#156	0.1	Kg	
				#158	0.1	Kg	
				#160	0.1	Kg	
				#162	0.1	Kg	
				#164	0.1	Kg	
				#166	0.1	Kg	
				#168	0.1	Kg	
				#170	0.1	Kg	
				#172	0.1	Kg	
				#174	0.1	Kg	
				#176	0.1	Kg	
				#178	0.1	Kg	
				#180	0.1	Kg	
				#182	0.1	Kg	
				#184	0.1	Kg	
				#186	0.1	Kg	
				#188	0.1	Kg	
				#190	0.1	Kg	
				#192	0.1	Kg	
				#194	0.1	Kg	
				#196	0.1	Kg	
				#198	0.1	Kg	
				#200	0.1	Kg	
				#202	0.1	Kg	
				#204	0.1	Kg	
				#206	0.1	Kg	
				#208	0.1	Kg	
				#210	0.1	Kg	
				#212	0.1	Kg	
				#214	0.1	Kg	
				#216	0.1	Kg	
				#218	0.1	Kg	
				#220	0.1	Kg	
				#222	0.1	Kg	
				#224	0.1	Kg	
				#226	0.1	Kg	
				#228	0.1	Kg	
				#230	0.1	Kg	
				#232	0.1	Kg	
				#234	0.1	Kg	
				#236	0.1	Kg	
				#238	0.1	Kg	
				#240	0.1	Kg	
				#242	0.1	Kg	
				#244	0.1	Kg	
				#246	0.1	Kg	
				#248	0.1	Kg	
				#250	0.1	Kg	
				#252	0.1	Kg	
				#254	0.1	Kg	
				#256	0.1	Kg	
				#258	0.1	Kg	
				#260	0.1	Kg	
				#262	0.1	Kg	
				#264	0.1	Kg	
				#266	0.1	Kg	
				#268	0.1	Kg	
				#270	0.1	Kg	
				#272	0.1	Kg	
				#274	0.1	Kg	
				#276	0.1	Kg	
				#278	0.1	Kg	
				#280	0.1	Kg	
				#282	0.1	Kg	
				#284	0.1	Kg	
				#286	0.1	Kg	
				#288	0.1	Kg	
				#290	0.1	Kg	
				#292	0.1	Kg	
				#294	0.1	Kg	
				#296	0.1	Kg	
				#298	0.1	Kg	
				#300	0.1	Kg	
				#302	0.1	Kg	
				#304	0.1	Kg	
				#306	0.1	Kg	
				#308	0.1	Kg	
				#310	0.1	Kg	
				#312	0.1	Kg	
				#314	0.1	Kg	
				#316	0.1	Kg	
				#318	0.1	Kg	
				#320	0.1	Kg	
				#322	0.1	Kg	
				#324	0.1	Kg	
				#326	0.1	Kg	
				#328	0.1	Kg	
				#330	0.1	Kg	
				#332	0.1	Kg	
				#334	0.1	Kg	
				#336	0.1	Kg	
				#338	0.1	Kg	
				#340	0.1	Kg	
				#342	0.1	Kg	
				#344	0.1	Kg	
				#346	0.1	Kg	
				#348	0.1	Kg	
				#350	0.1	Kg	
				#352	0.1	Kg	
				#354	0.1	Kg	
				#356	0.1	Kg	
				#358	0.1	Kg	
				#360	0.1	Kg	
				#362	0.1	Kg	
				#364	0.1	Kg	
				#366	0.1	Kg	
				#368	0.1	Kg	
				#370	0.1	Kg	
				#372	0.1	Kg	
				#374	0.1	Kg	
				#376	0.1	Kg	
				#378	0.1	Kg	
				#380	0.1	Kg	
				#382	0.1	Kg	
				#384	0.1	Kg	
				#386	0.1	Kg	
				#388	0.1	Kg	
				#390	0.1	Kg	
				#392	0.1	Kg	
				#394	0.1	Kg	
				#396	0.1	Kg	
				#398	0.1	Kg	
				#400	0.1	Kg	
				#402	0.1	Kg	
				#404	0.1	Kg	
				#406	0.1	Kg	
				#408	0.1	Kg	
				#410	0.1	Kg	
				#412	0.1	Kg	
				#414	0.1	Kg	
				#416	0.1	Kg	
				#418	0.1	Kg	
				#420	0.1	Kg	
				#422	0.1	Kg	
				#424	0.1	Kg	
				#426	0.1	Kg	
				#428	0.1	Kg	
				#430	0.1	Kg	
				#432	0.1	Kg	
				#434	0.1	Kg	
				#436	0.1	Kg	
				#438	0.1	Kg	
				#440	0.1	Kg	
				#442	0.1	Kg	
				#444	0.1	Kg	
				#446	0.1	Kg	
				#448	0.1	Kg	
				#450	0.1	Kg	
				#452	0.1	Kg	
				#454	0.1	Kg	
				#456	0.1	Kg	
				#458	0.1	Kg	
				#460	0.1	Kg	
				#462	0.1	Kg	
				#464	0.1	Kg	
				#466	0.1	Kg	
				#468	0.1	Kg	
				#470	0.1	Kg	
				#472	0.1	Kg	
				#474	0.1	Kg	
				#476	0.1	Kg	
				#478	0.1	Kg	
				#480	0.1	Kg	
				#482	0.1	Kg	
				#484	0.1	Kg	
				#486	0.1	Kg	
				#488	0.1	Kg	
				#490	0.1	Kg	
				#492	0.1	Kg	
				#494	0.1	Kg	
				#496	0.1	Kg	
				#498	0.1	Kg	
				#500	0.1	Kg	
				#502	0.1	Kg	
				#504	0.1	Kg	
				#506	0.1	Kg	
				#508	0.1	Kg	
				#510	0.1	Kg	
				#512	0.1	Kg	
				#514	0.1	Kg	
				#516	0.1	Kg	
				#518	0.1	Kg	
				#520	0.1	Kg	
				#522	0.1	Kg	
				#524	0.1	Kg	
				#526	0.1	Kg	
				#528	0.1	Kg	
				#530	0.1	Kg	
				#532	0.1	Kg	
				#534	0.1	Kg	
				#536	0.1	Kg	
				#538	0.1	Kg	
				#540	0.1	Kg	
				#542	0.1	Kg	
				#544	0.1	Kg	
				#546	0.1	Kg	
				#548	0.1	Kg	
				#550	0.1	Kg	
				#552	0.1	Kg	
				#554	0.1	Kg	
				#556	0.1	Kg	
				#558	0.1	Kg	
				#560	0.1	Kg	
				#562	0.1	Kg	
				#564	0.1		

B-TYPE1(F)
(B1 80mXH1 80m , OVERBURDEN 2.0m)

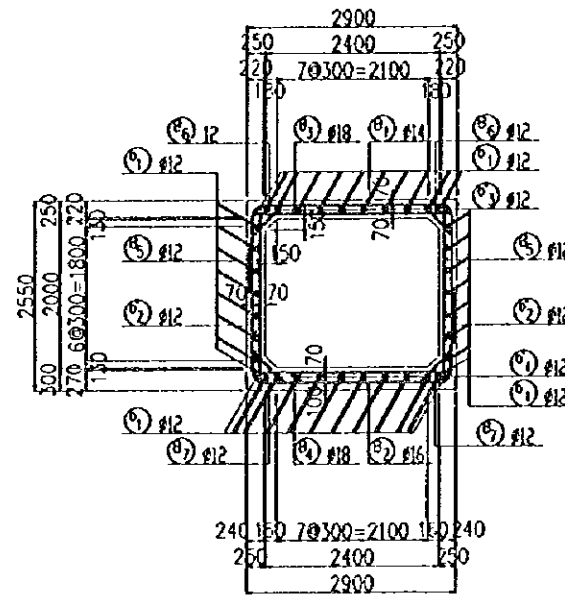


QUANTITIES OF REINFORCED

Mark	Diameter	Length (mm)	Number	Unit Weight (kg)	Total Weight (kg)	Weight (kg)	Remarks
1	#14	5,990	33	1,268	7,236	239	
2	#12	2,160	33	0,868	1,918	63	
3	"	2,010	67	"	1,735	120	
4	"	1,040	67	"	0,924	62	
5	"	470	67	"	0,417	28	
6	#14	2,380	67	1,268	2,875	193	
7	#12	2,380	33	0,868	2,113	70	
b 1 #12							657
b' 1 #12							51
2	"	240	10	"	0,213	21	
2	"	1,000	5	"	0,868	44	
				#14	432	70	
				#12	1116	"	
TOTAL					1548	"	

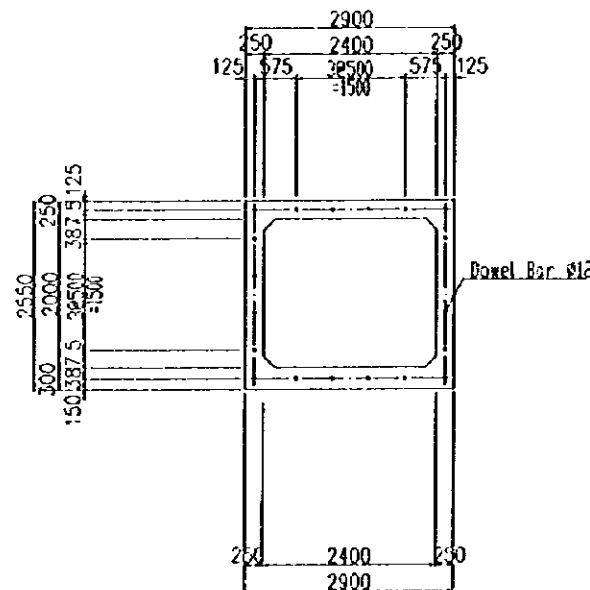


B-TYPE2(F)
(B2.40mXH2.00m , OVERBURDEN 2.0m)

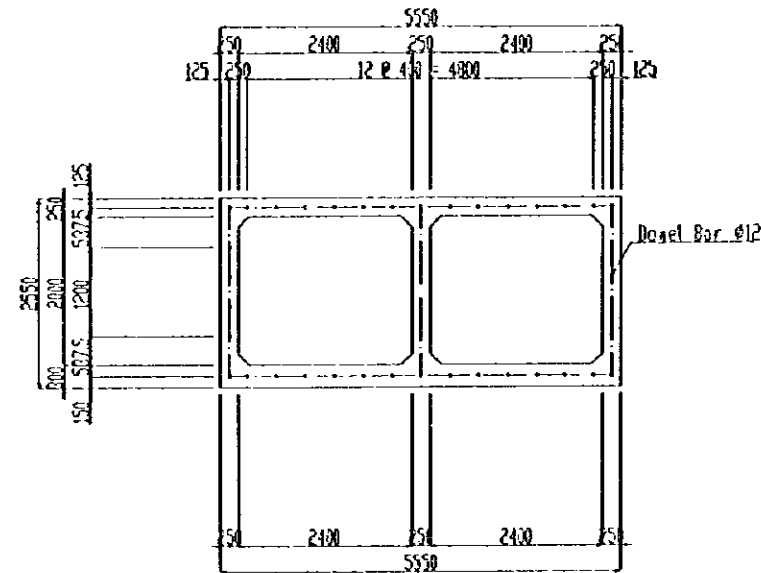
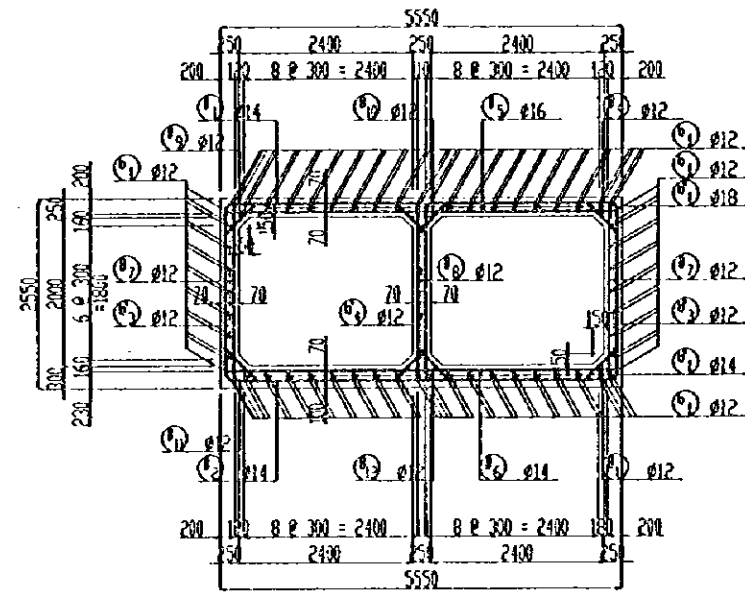


QUANTITIES OF REINFORCED

Mark	Diameter	Length (mm)	Number	Unit Weight (kg)	Total Weight (kg)	Weight (kg)	Remarks
1	#14	5,560	33	1,208	6,716	222	
2	#16	5,620	33	1,578	8,868	293	
3	#18	2,760	33	1,999	5,517	182	
4	"	2,760	33	"	5,517	182	
5	#12	2,380	67	0,868	2,113	142	
6	"	940	67	"	0,835	56	
7	"	970	67	"	0,861	58	
b 1 #12							639
b' 1 #12							8.8
2	"	790	132	"	0,702	9.3	
3	"	260	133	"	0,231	31	
				#18	36.4	Kg	
				#16	29.3	"	
				#14	22.2	"	
				#12	110.7	"	
TOTAL					1986	Kg	



B-TYPE3(F)
 (B2.40m(2)XH2.00m, OVERBURDEN 2.0m)

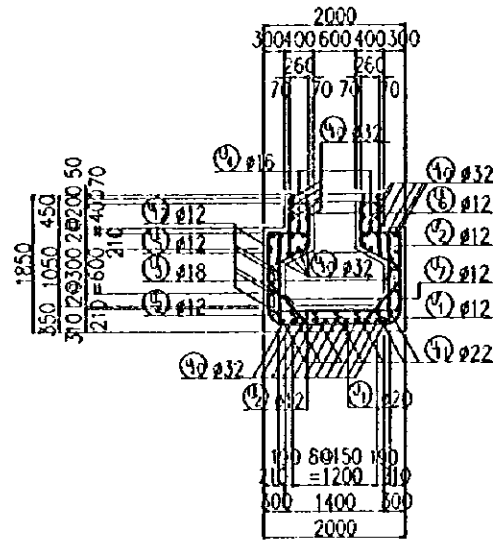


QUANTITIES OF REINFORCED

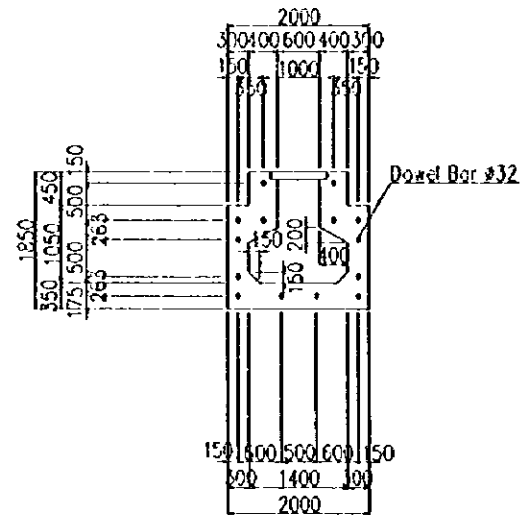
Mark	Diameter	Length (m)	Number	Unit Weight (kg)	Weight (kg)	Remarks
11	#14	0.190	33	1.208	9894	32.7
2	"	0.230	33	"	9542	32.8
3	"	2.380	33	"	2875	9.5
4	"	2.380	33	"	2875	9.5
5	#16	5.410	33	1.578	8537	28.2
6	#14	5.410	33	1.208	6535	21.6
7	#12	2.380	67	0.888	2113	14.2
8	"	2.380	67	"	2113	14.2
9	"	0.800	67	"	0.781	5.2
10	"	0.800	67	"	0.781	5.2
11	"	0.910	67	"	0.898	5.4
12	"	0.910	67	"	0.898	5.4
11	#12	1.800	126	0.888	1119	
b*1	#8	0.410	264	1.999	1679	44.3
2	#14	1.800	264	1.208	1298	31.9
3	#12	2.900	133	0.888	8243	33
4	"	2.900	67	"	8243	17
				#8	44.3	Kg
				#6	28.2	Kg
				#14	130.9	Kg
				#12	116.5	Kg
				1014L	377.8	Kg

U-TYPE1(A)
(B1.40mX110.55m)

QUANTITIES OF REINFORCED

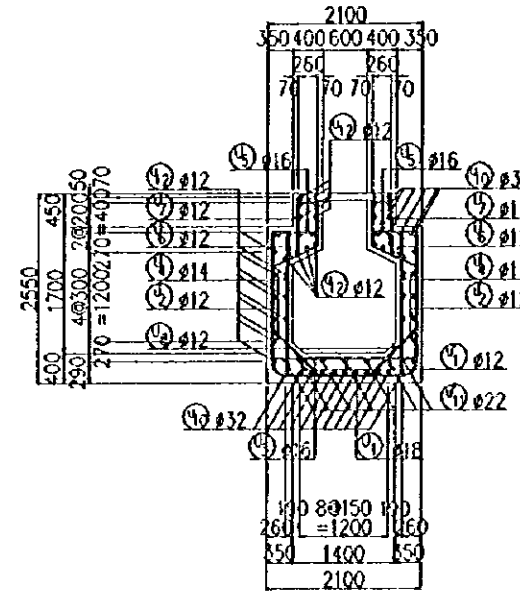


Mark	Diameter	Length	Number	Unit Weight	Unit Weight/Dia	Weight	Remarks
U 1	∅ 20	4,140	3.3	2.467	10.213	33.7	
2	∅ 12	1,850	3.3	0.888	1.652	5.5	
3	∅ 18	1,230	3.3	1.999	2.459	8.1	
4	∅ 16	1,160	6.6	1.578	1.850	12.1	
5	∅ 12	1,130	6.6	0.888	1.003	6.6	
6	"	770	6.6	"	0.684	4.5	
7	"	1,050	6.6	"	0.932	6.2	
u 10	∅ 32	1,000	41	6.312	6.312	258.8	
11	∅ 22	1,000	7	2.985	2.985	20.9	
12	∅ 12	1,000	10	0.888	0.888	8.9	
u' 1	∅ 12	1,160	5	0.888	1.030	5.2	
2	"	300	6.7	"	0.266	1.8	
				∅ 32	258.8	Kg	
				∅ 22	20.9	"	
				∅ 20	33.7	"	
				∅ 18	8.1	"	
				∅ 16	12.1	"	
				∅ 12	38.7	"	
						372.3	Kg

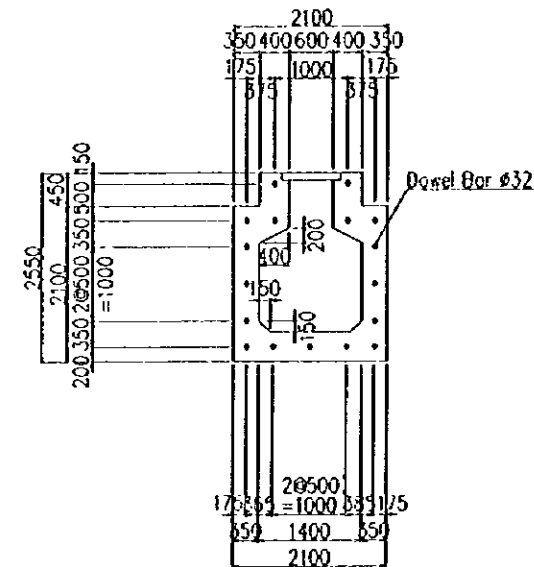


U-TYPE1(A)
(B1.40mX110.55m)

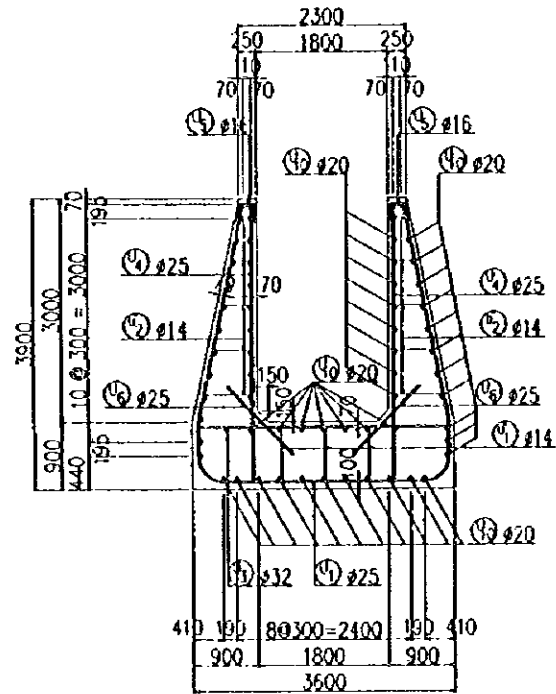
QUANTITIES OF REINFORCED



Mark	Diameter	Length	Number	Unit Weight	Unit Weight/Dia	Weight	Remarks
U 1	∅ 18	5,660	3.3	1.999	11.314	37.3	
2	"	4,240	3.3	"	8.476	28.0	
3	∅ 16	1,960	3.3	1.578	3.093	10.2	
4	∅ 14	1,930	6.6	1.208	2.331	15.4	
5	∅ 16	1,210	6.6	1.578	1.909	12.6	
6	∅ 12	1,190	6.6	0.888	1.057	7.0	
7	"	770	6.6	"	0.684	4.5	
8	"	1,240	6.6	"	1.101	7.3	
u 10	∅ 32	1,000	23	6.312	6.312	145.2	
11	∅ 22	1,000	9	2.985	2.985	26.9	
12	∅ 12	1,000	36	0.888	0.888	32.0	
u' 1	∅ 12	1,260	5	0.888	1.119	5.6	
2	"	350	13.3	"	0.311	4.1	
				∅ 32	145.2	Kg	
				∅ 22	26.9	"	
				∅ 18	65.3	"	
				∅ 16	22.8	"	
				∅ 14	15.4	"	
				∅ 12	60.5	"	
						336.1	Kg



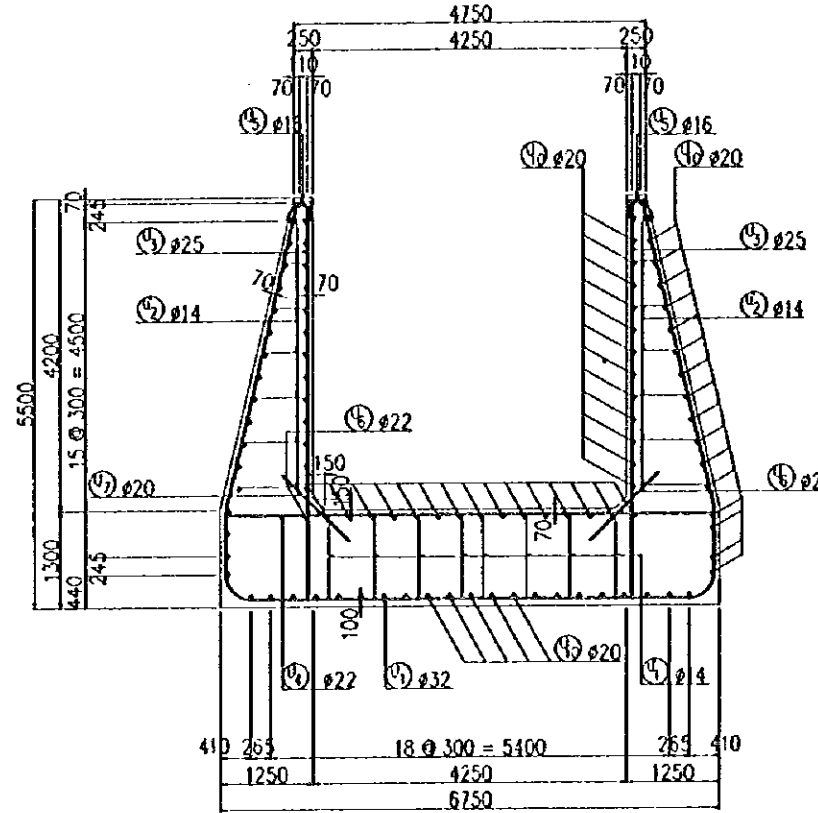
U-TYPE I (T15)
(B1.80mXH3.00m)



QUANTITIES OF REINFORCED

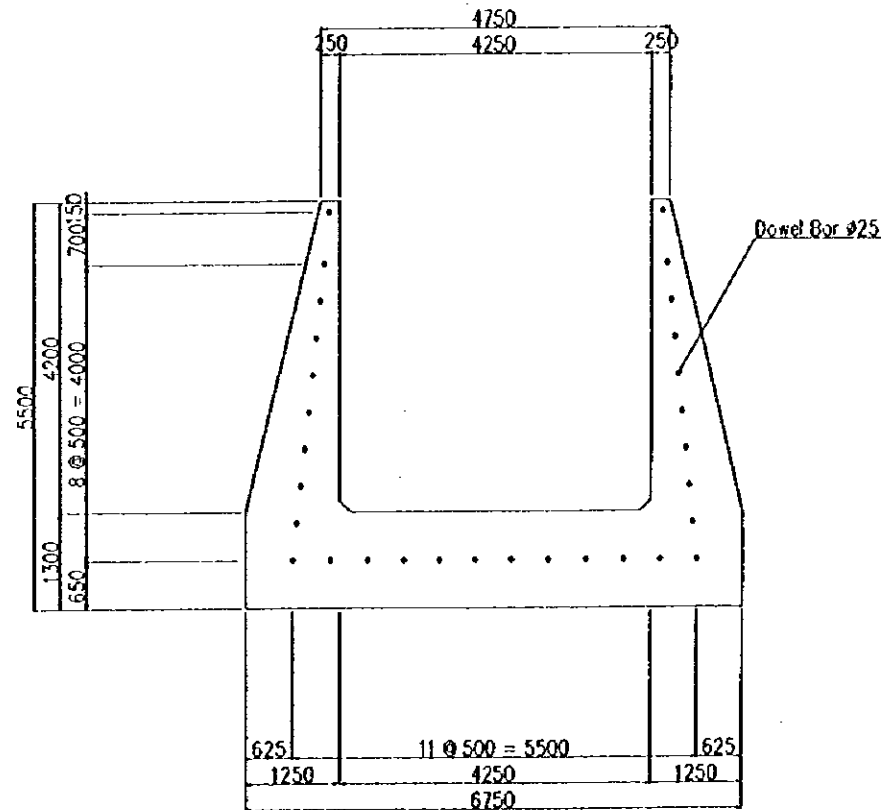
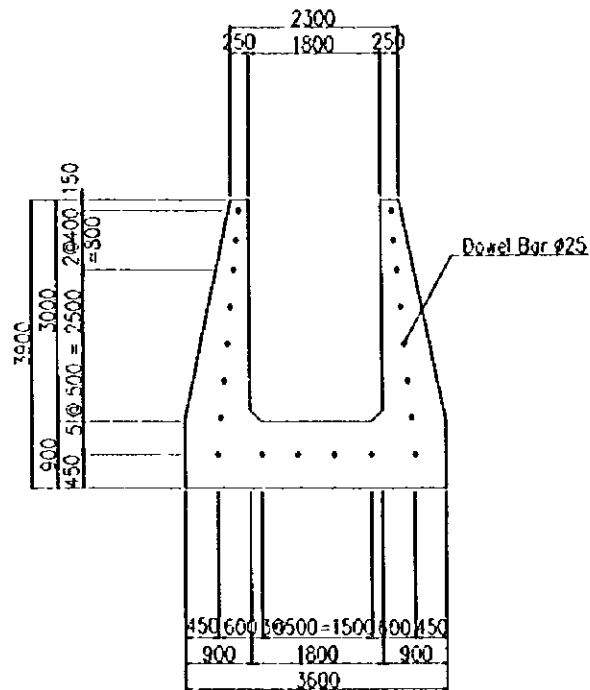
Mark	Diameter	Length	Number	Unit Weight	Unit Weight/One	Weight	Remarks
U 1	∅ 25	5,790	10	3.851	22.297	223.0	
2	"	4,950	10	"	19.062	190.6	
3	∅ 32	3,460	5	6.312	21.840	109.2	
4	∅ 25	3,730	10	3.851	14.364	143.6	
5	∅ 16	590	10	1.578	0.931	9.3	
6	∅ 25	1,500	10	3.851	5.777	57.8	
U 10	∅ 20	1,000	66	2.467	2.467	162.8	
U 1	∅ 14	2,290	5	1.208	2.766	13.8	
2	"	580	16.7	"	0.701	11.7	
							∅ 32 109.2 Kg
							∅ 25 615.0 "
							∅ 20 162.8 "
							∅ 16 9.3 "
							∅ 14 25.5 "
							921.8 Kg

U-TYPE I (T15)
(B1.25mXH4.20m)

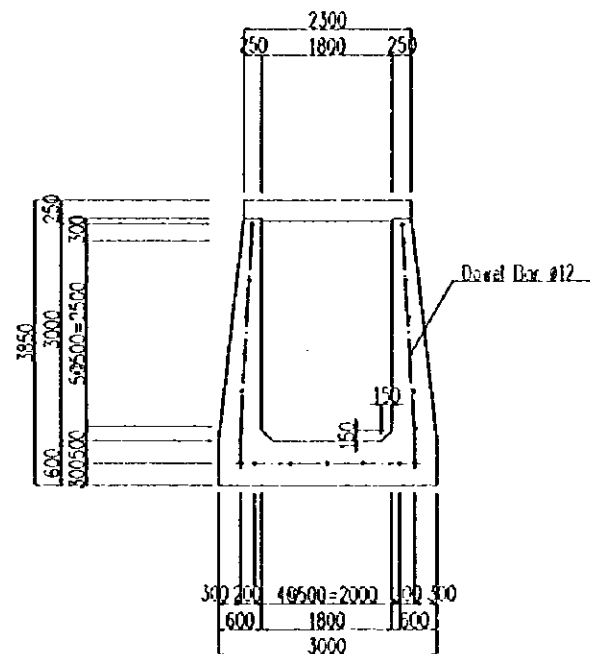
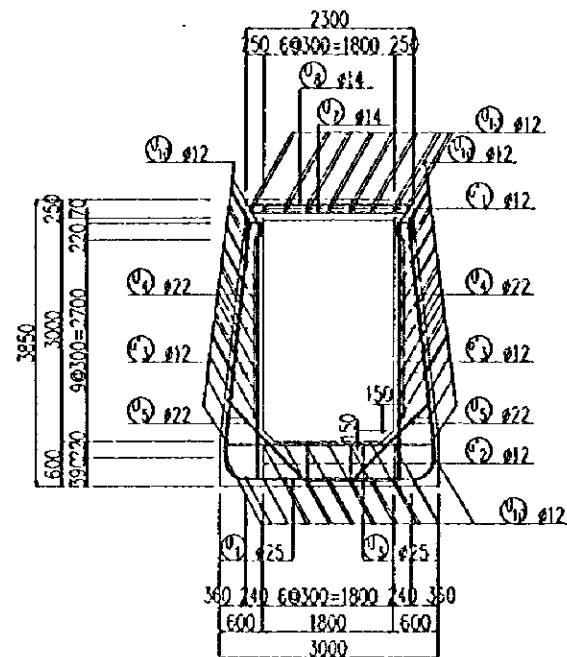


QUANTITIES OF REINFORCED

Mark	Diameter	Length	Number	Unit Weight	Unit Weight/One	Weight	Remarks
U 1	∅ 32	9,180	10	6.312	57.944	579.4	
2	"	7,960	10	"	50.244	502.4	
3	∅ 25	5,330	10	3.851	20.526	205.3	
4	∅ 22	6,610	10	2.985	19.731	197.3	
5	∅ 16	590	10	1.578	0.931	9.3	
6	∅ 22	1,500	10	2.985	4.478	44.8	
U 10	∅ 20	1,000	101	2.467	2.467	249.2	
U 1	∅ 14	3,110	13.3	1.208	3.757	50.0	
2	"	750	23.3	"	0.906	21.1	
							∅ 32 1,081.8 Kg
							∅ 25 205.3 "
							∅ 22 242.1 "
							∅ 20 249.2 "
							∅ 16 9.3 "
							∅ 14 71.1 "
							1,858.8 Kg

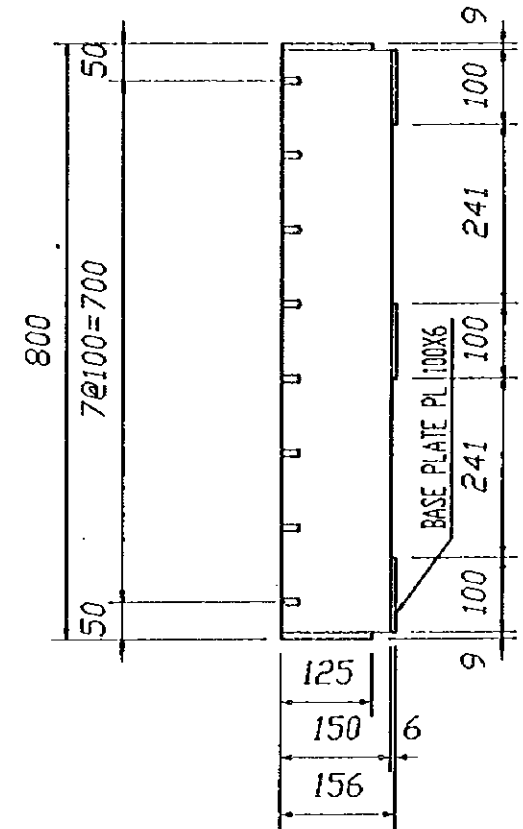
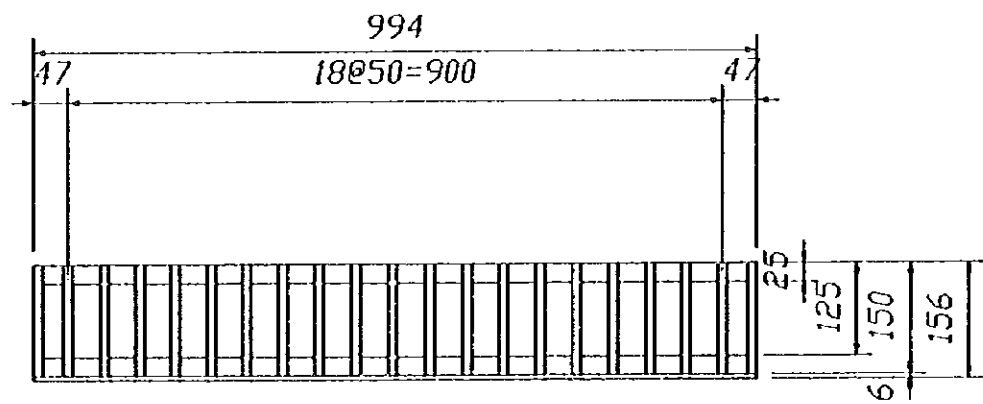
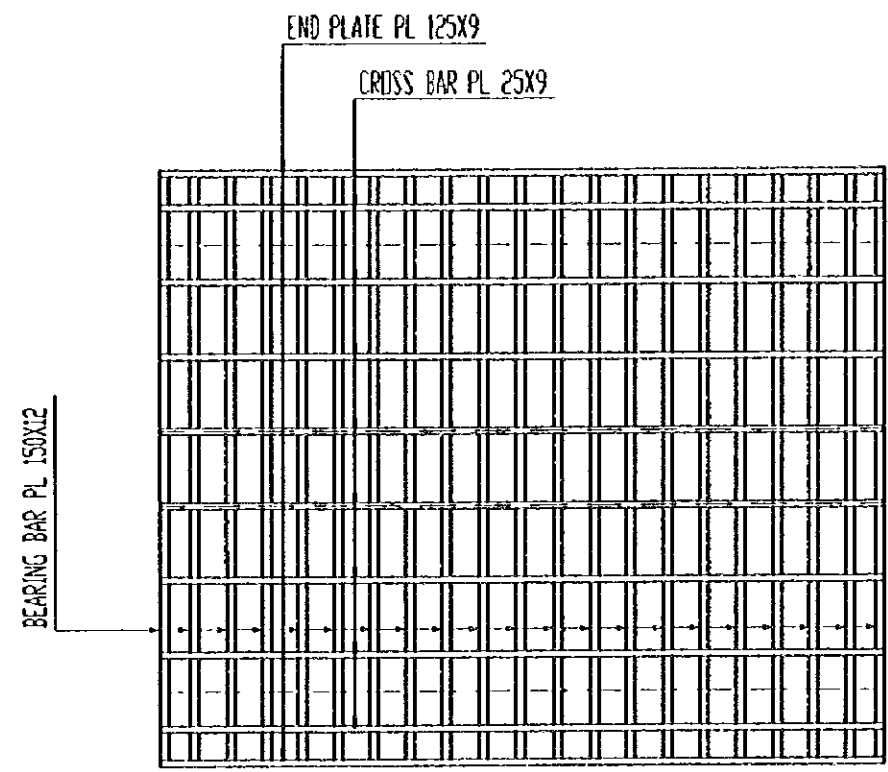
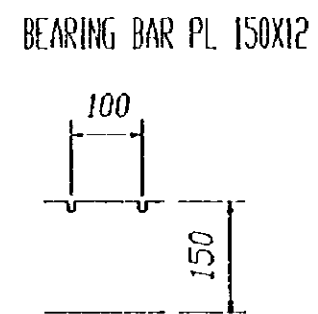
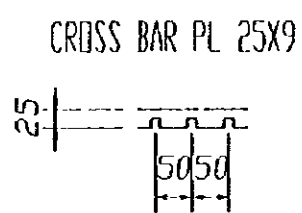


U-TYPE2(T15)
(B1.80mXH3.00m)



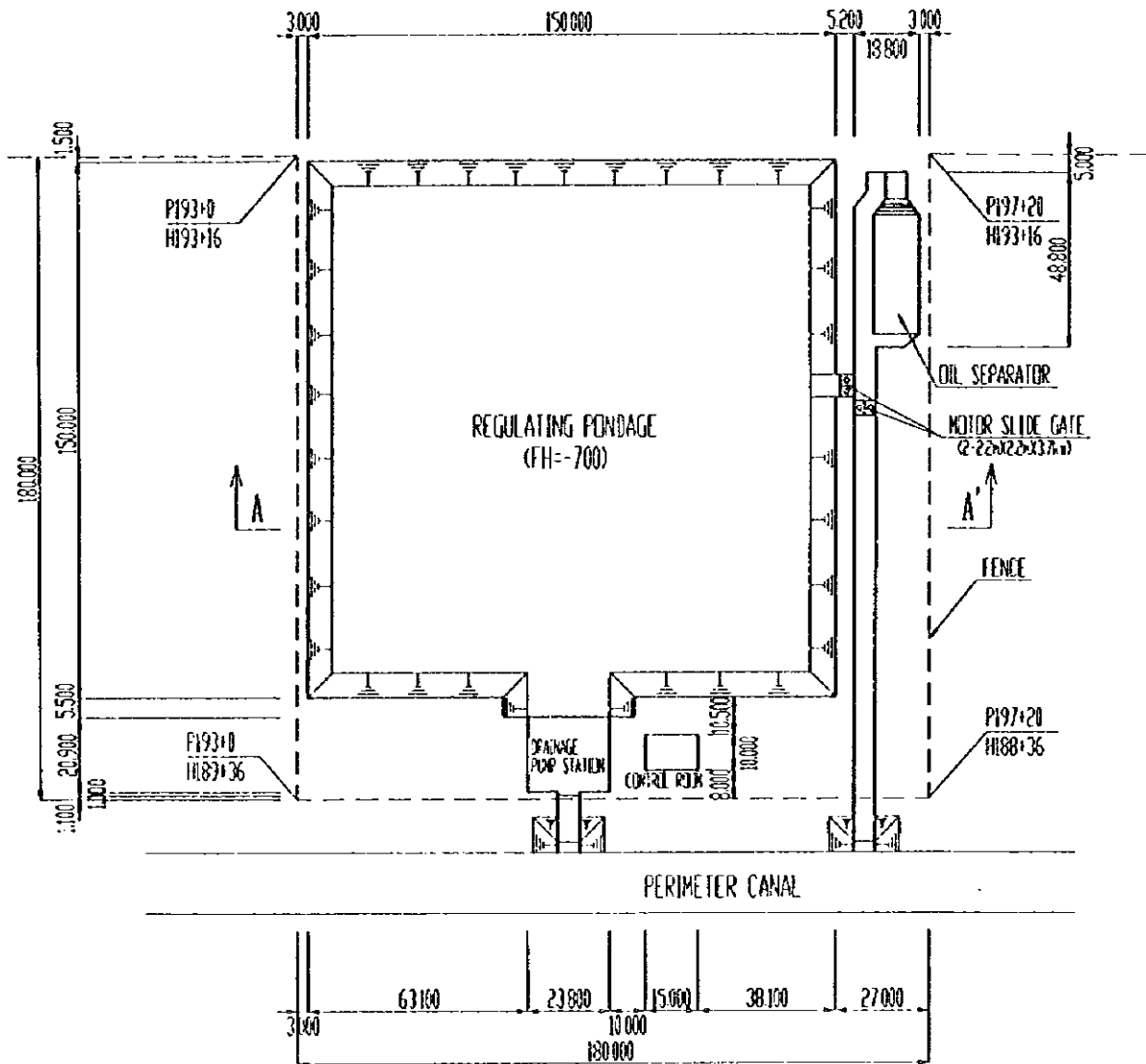
QUANTITIES OF REINFORCED

Mat	Concrete	Length (mm)	Number	Unit Weight (kg)	Net Weight (kg)	Remarks
U1	#25	5,400	10	3.851	21.103	
2	"	4,760	10	"	18.331	
3	"	2,860	10	"	11.014	
4	#22	3,430	10	2.965	10.239	
5	"	1,500	10	"	4.478	
6	#16	500	10	1.578	0.937	
7	#14	2,360	10	1.264	2.075	
8	"	2,360	5	"	2.075	
10	#12	1,000	76	0.868	0.658	
b*1	#12	1,680	67	0.988	1.492	
2	"	410	16.7	"	0.364	
3	"	1,010	67	"	0.857	
				#25	504.4	kg
				#22	147.2	"
				#16	9.3	"
				#14	43.2	"
				#12	91.4	"
				TOTAL	795.5	kg

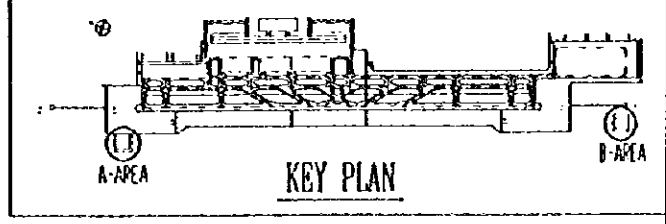
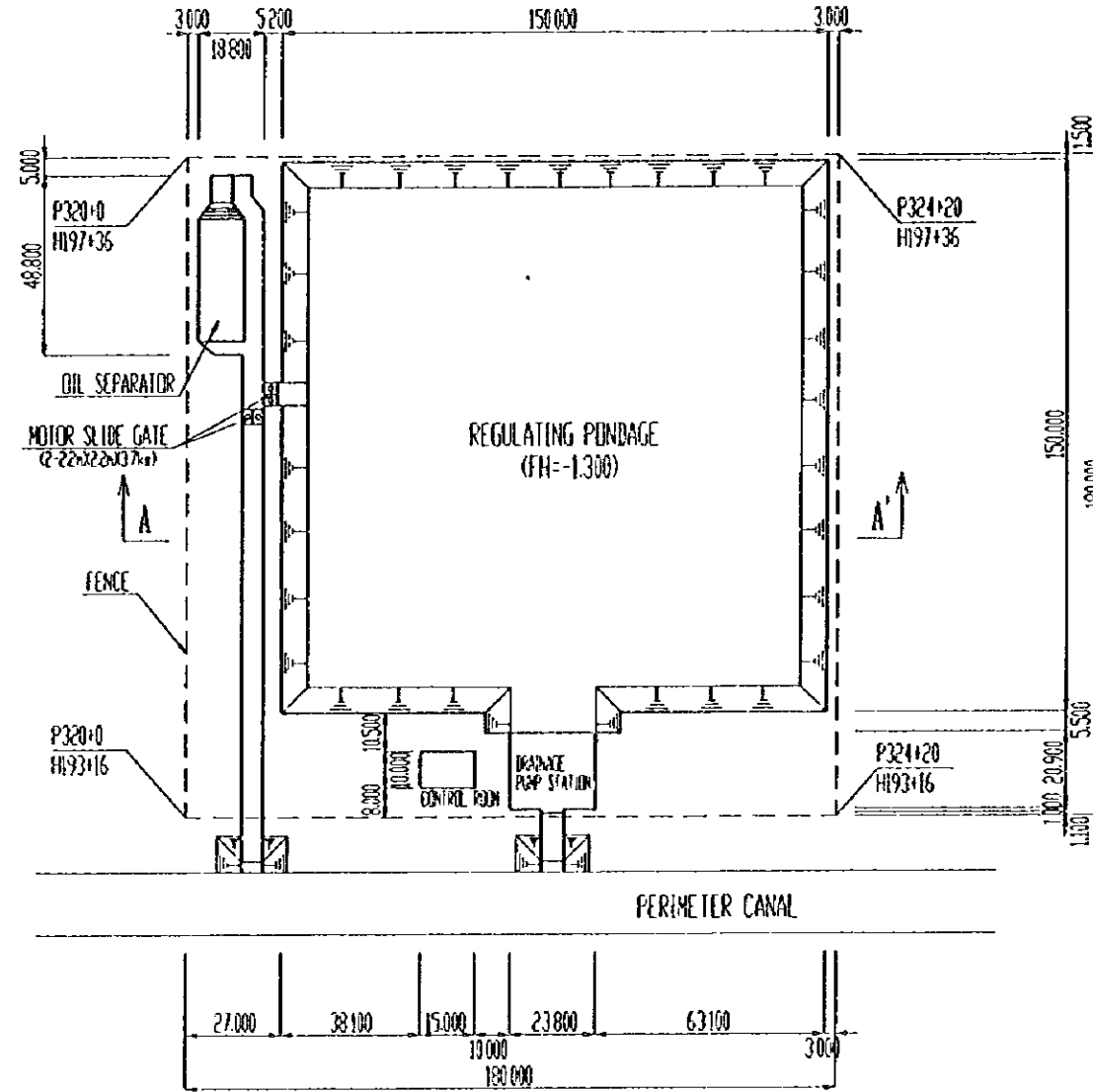


PEOPLE'S REPUBLIC OF CHINA	
SHANGHAI PUDONG INTERNATIONAL AIRPORT PROJECT	JANUARY 1997
STANDARD DETAILS FOR STEEL GRATING	
SCALE	1:10
JAPAN INTERNATIONAL COOPERATION AGENCY	

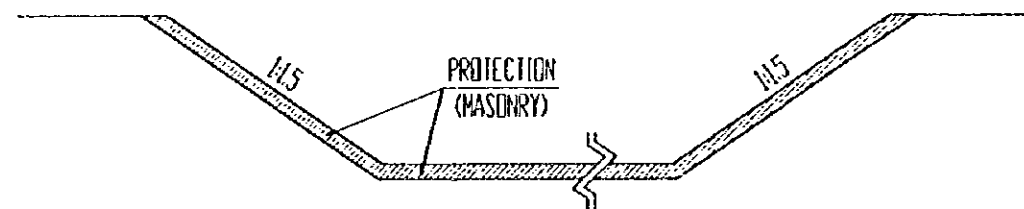
A-AREA LAYOUT PLAN
(GL=+4.000)



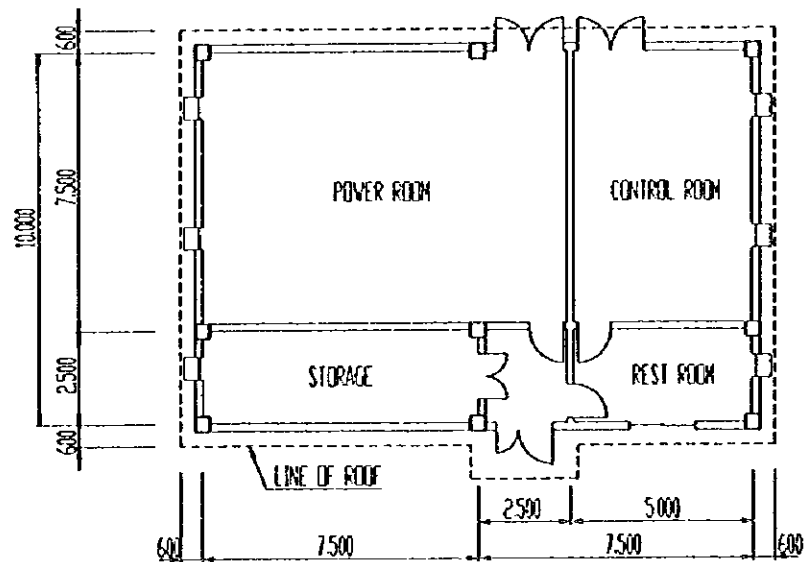
B-AREA LAYOUT PLAN
(GL=+4.000)



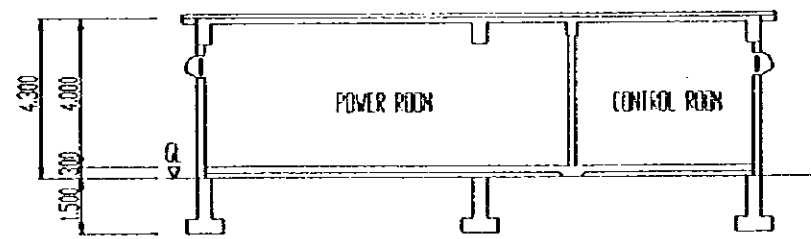
A-A' SECTION NON SCALE



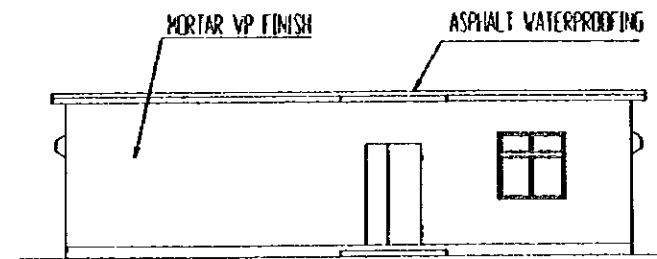
PEOPLE'S REPUBLIC OF CHINA	
SHANGHAI FUDONG INTERNATIONAL AIRPORT PROJECT	JANUARY 1997
GENERAL PLAN FOR REGULATING PONDAGE	
SCALE	DWG1-09
JAPAN INTERNATIONAL COOPERATION AGENCY	



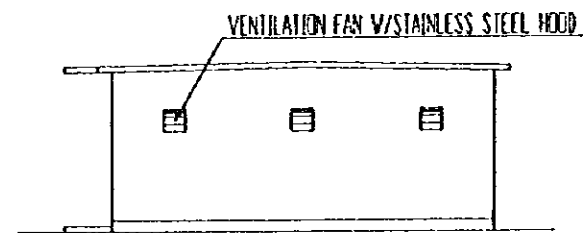
PLAN



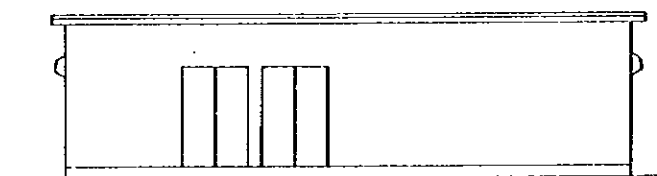
SECTION



FRONT ELEVATION



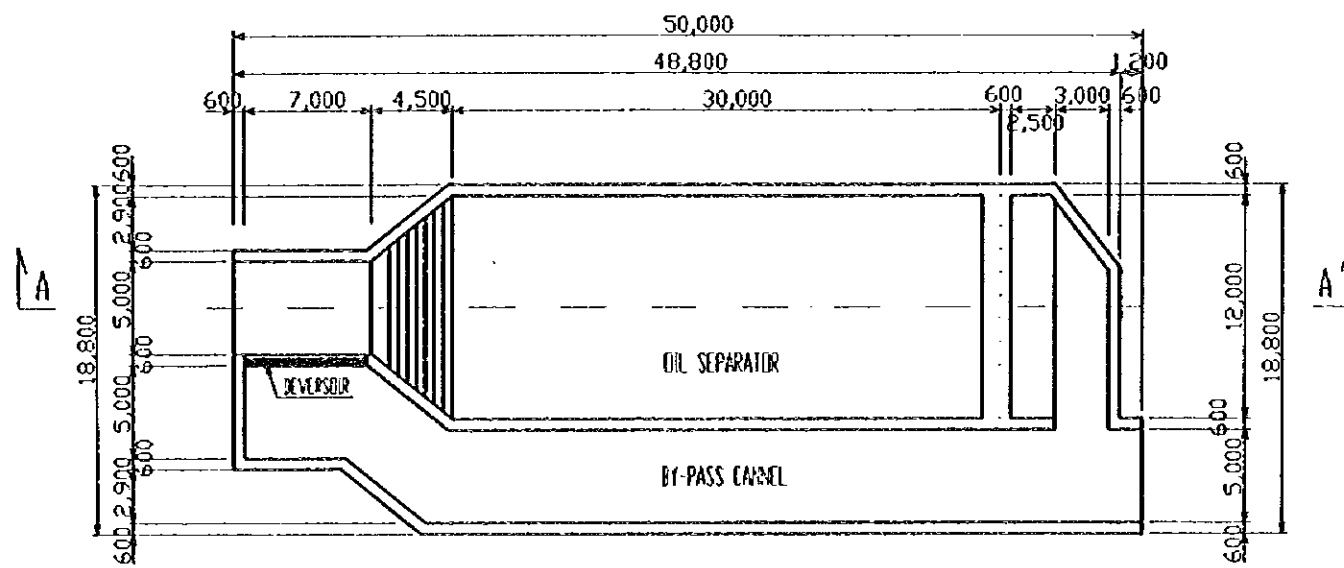
SIDE ELEVATION




BACK ELEVATION

PEOPLE'S REPUBLIC OF CHINA	
SHANGHAI PUDONG INTERNATIONAL AIRPORT PROJECT	JANUARY 1997
GENERAL PLAN FOR PUMP CONTROL ROOM	
SCALE	DWG1-D10
JAPAN INTERNATIONAL COOPERATION AGENCY	

A-AREA OIL SEPARATOR

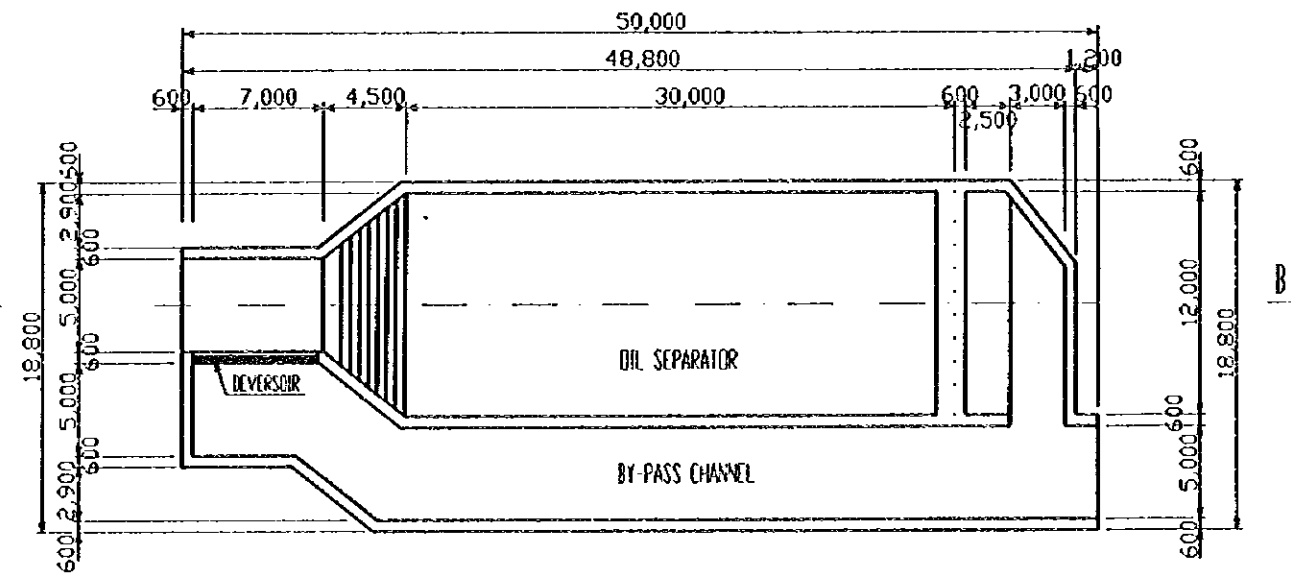


PLAN

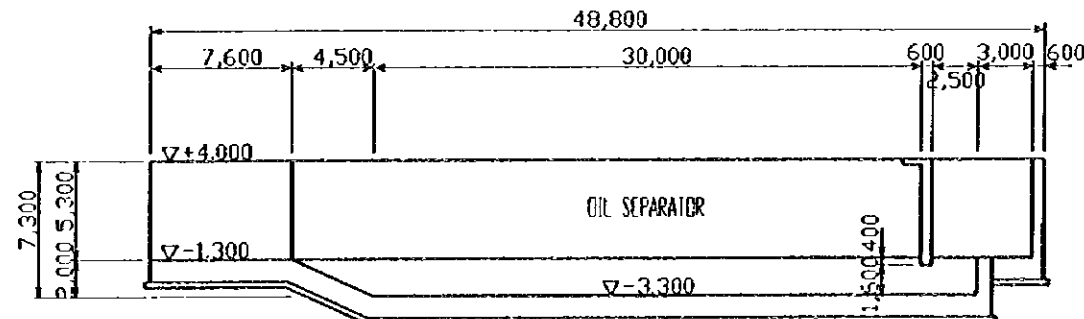


A-A SECTION

B-AREA OIL SEPARATOR



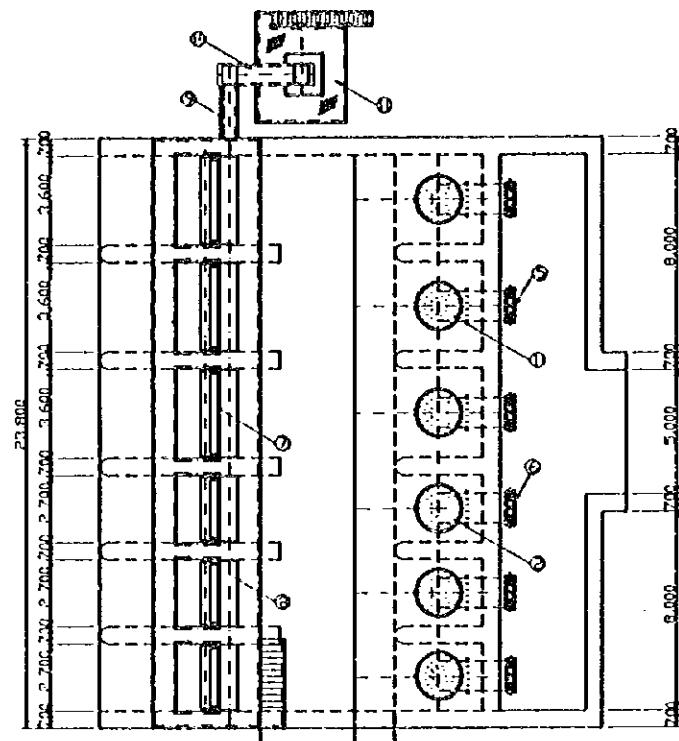
PLAN



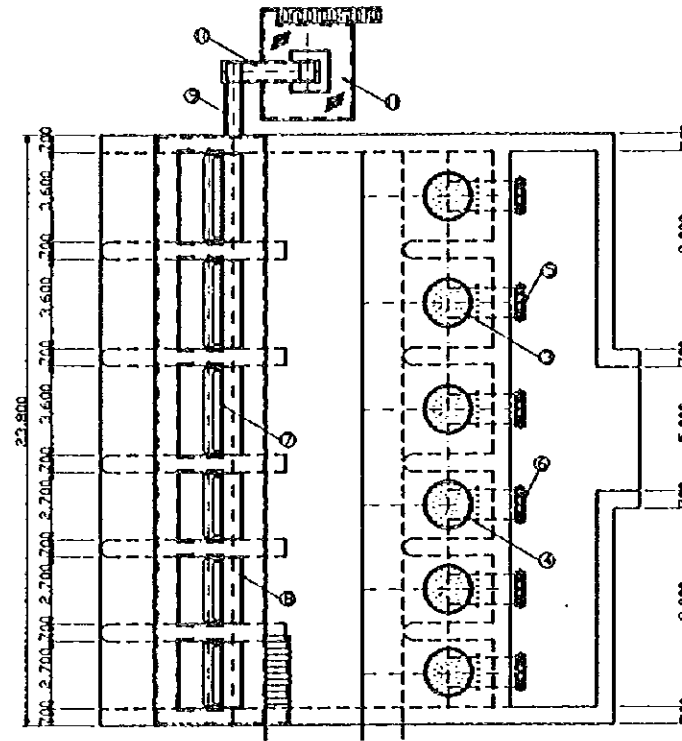
B-B SECTION

PEOPLE'S REPUBLIC OF CHINA	
SHANGHAI PUDONG INTERNATIONAL AIRPORT PROJECT	JANUARY 1997
STANDARD DETAILS FOR OIL SEPARATOR	
SCALE 1:100	DWG-011
JAPAN INTERNATIONAL COOPERATION AGENCY	

A-AREA DRAINAGE PUMP STATION

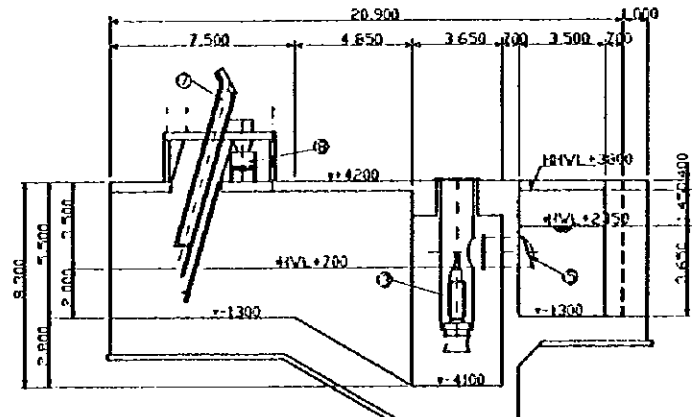
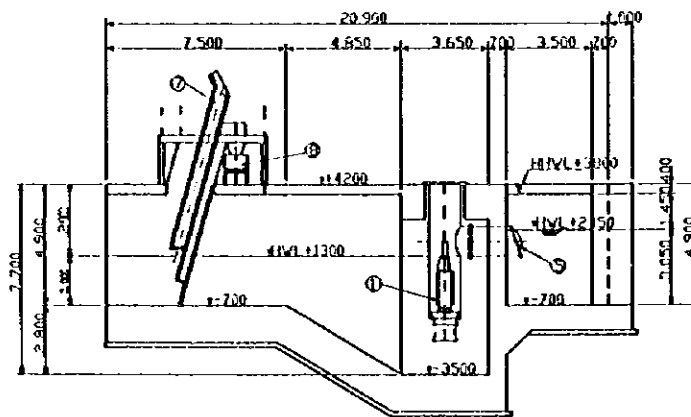


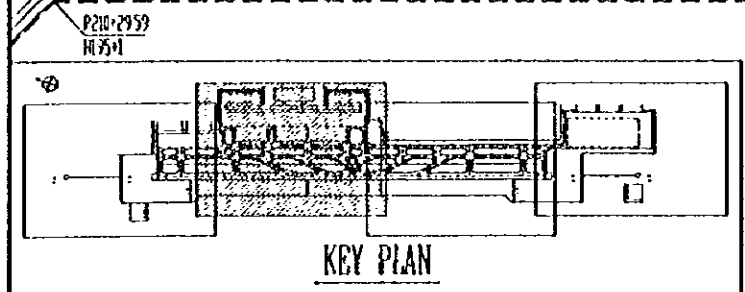
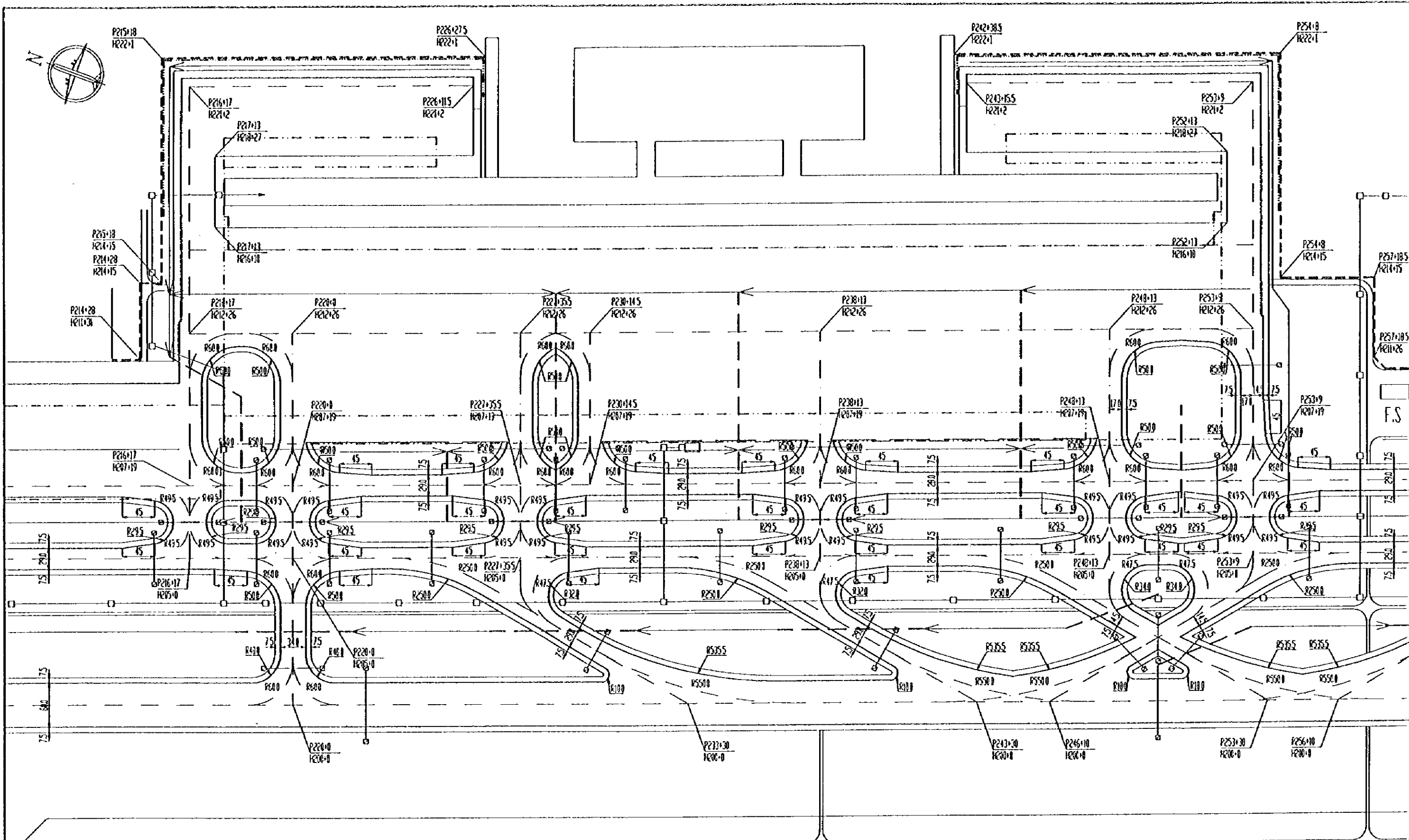
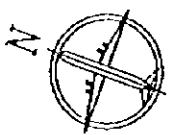
B-AREA DRAINAGE PUMP STATION



QUANTITIES OF MATERIAL

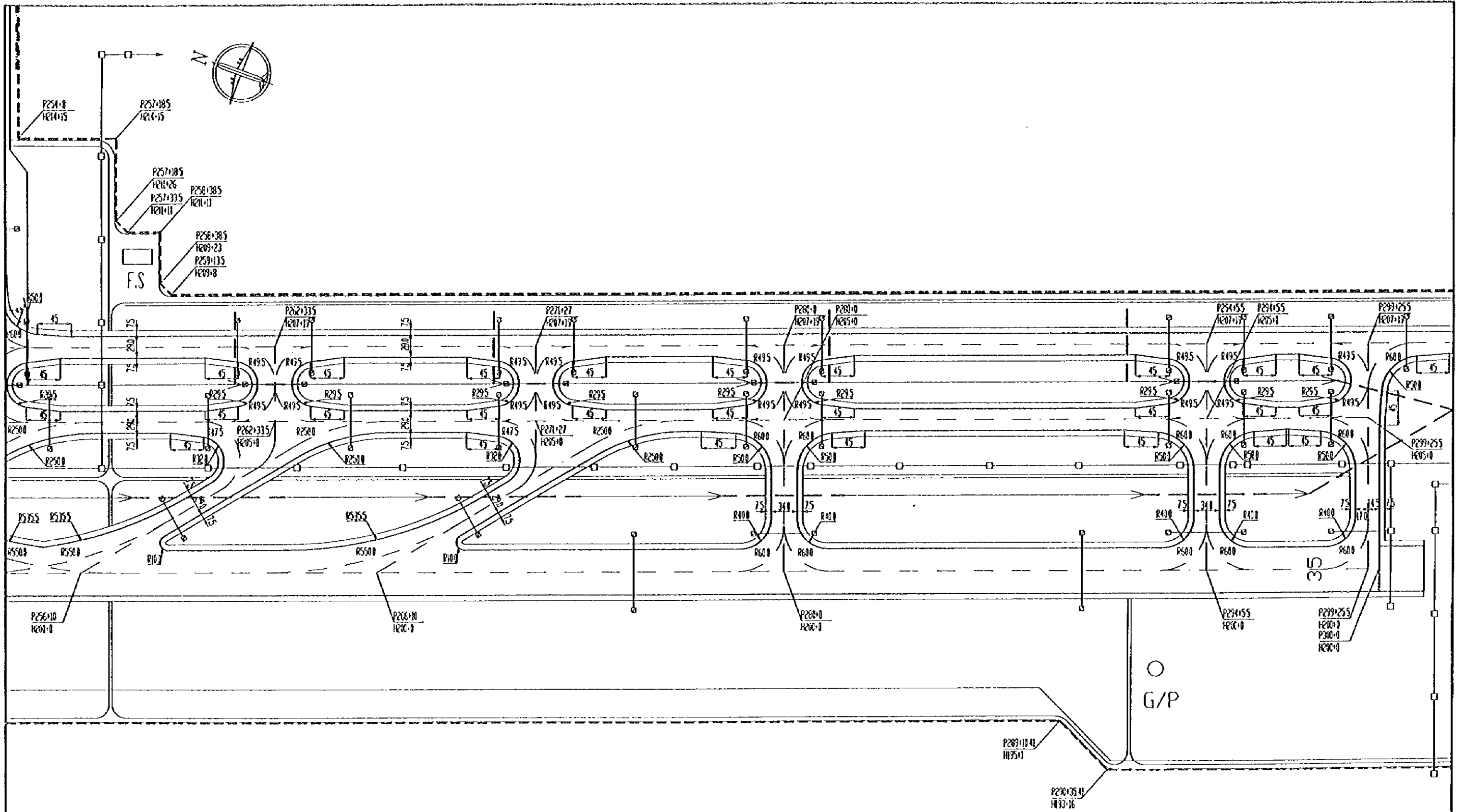
No.	MATERIALS	No's	REMARKS
①	STORM WATER PUMP	φ1200x1720x760x34001650	3
②	STORM WATER PUMP	φ900x850x760x34001750	3
③	STORM WATER PUMP	φ1200x1720x760x34002000	3
④	STORM WATER PUMP	φ900x850x760x34001900	3
⑤	FLAP VALVE	φ1200	6
⑥	FLAP VALVE	φ900	6
⑦	AUTOMATIC SCREEN WASTE REMOVER	TYPE PDN-RACK 360x1370	6
⑧	AUTOMATIC SCREEN WASTE REMOVER	TYPE PDN-RACK 270x1220	6
⑨	WASTE CONVEYER	FLIGHT CONVEYER 270x1370	2
⑩	WASTE CONVEYER	VERTICAL CONVEYER 500x1000x550	2
⑪	WASTE HOPPER	ELECTRIC-OPERATED-SLIDE GATE 300x1150x12	2



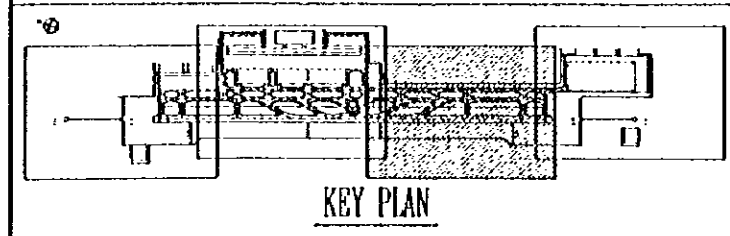


- NOTE**
- PERIMETER FENCE
 - · - · - BLAST FENCE
 - ← OPEN CHANNEL
 - - - BOX CULVERT
 - - ○ - ○ CABLE DUCT
 - · · FUEL PIPING

PEOPLE'S REPUBLIC OF CHINA	
SHANGHAI PUDONG INTERNATIONAL AIRPORT PROJECT	JANUARY 1997
COORDINATES PLAN (2/4)	
SCALE	1:1000
JAPAN INTERNATIONAL COOPERATION AGENCY	



F.S.
 P257+85
 H214+15
 P257+85
 H214+26
 P257+335
 H214+11
 P258+385
 H209+23
 P259+135
 H209+8



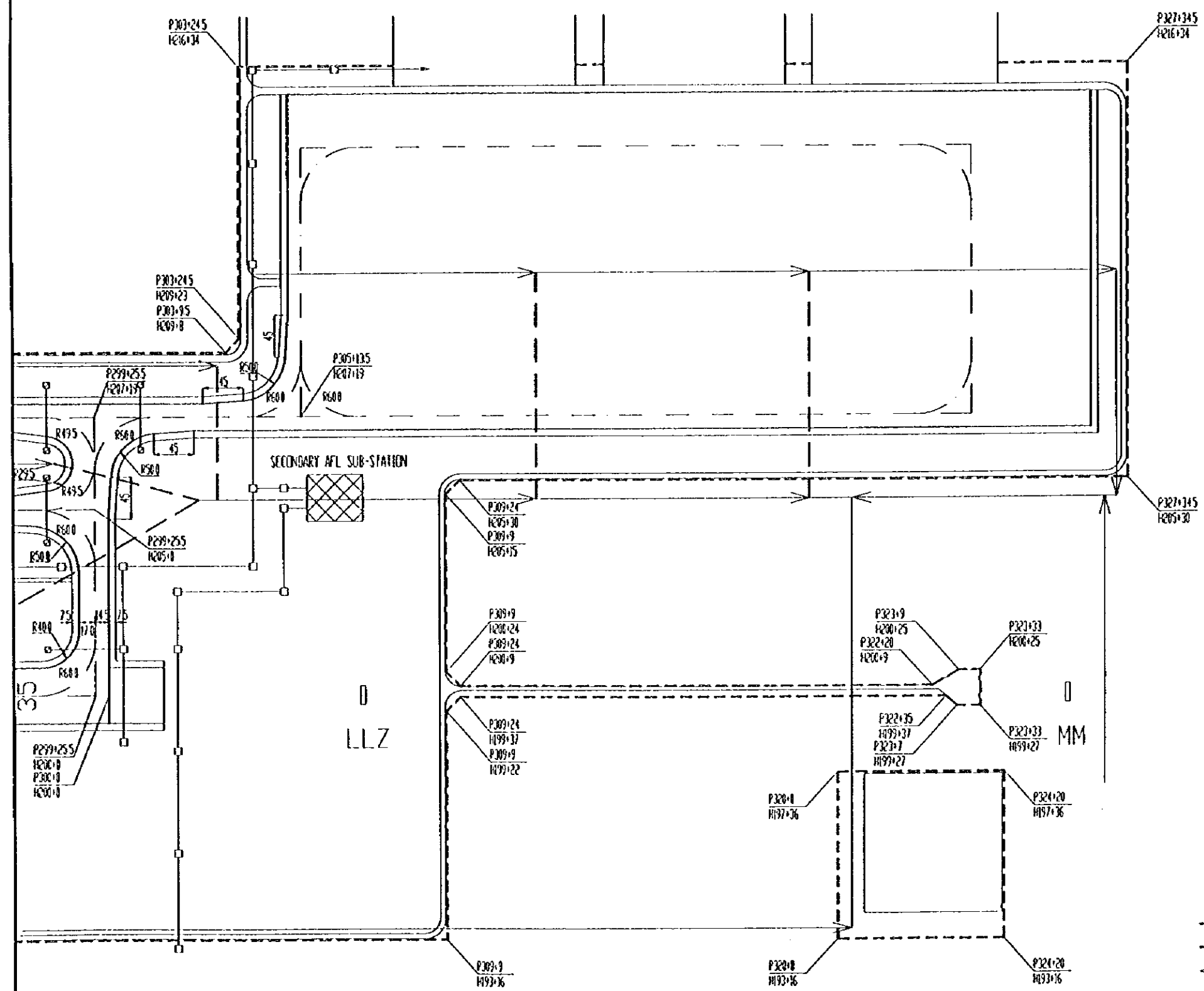
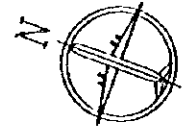
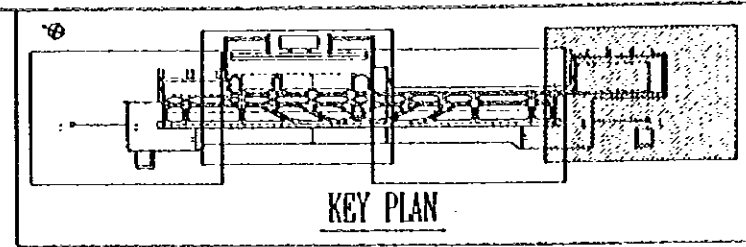
- NOTE**
- PERIMETER FENCE
 - - - BLAST FENCE
 - ← OPEN CHANNEL
 - - - BOX CULVERT
 - CABLE DUCT
 - - - FUEL PIPING

G/P

P289+10.41
 H175+1

P290+05.49
 H133+16

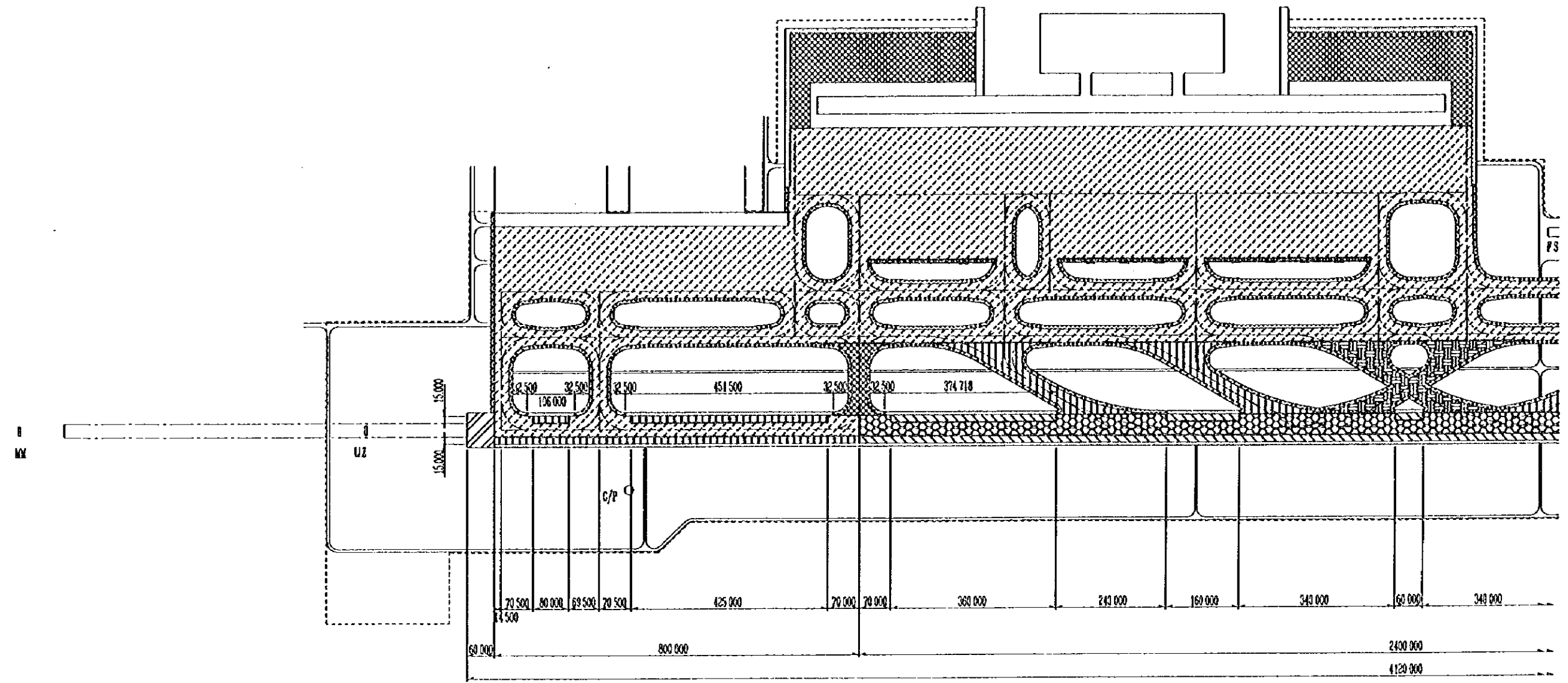
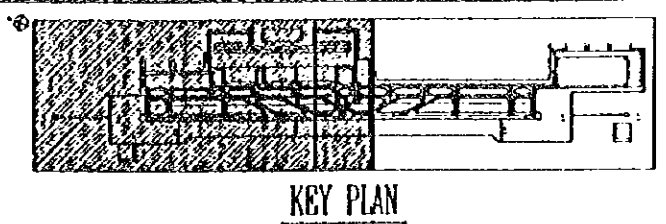
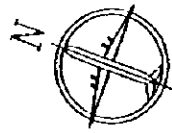
PEOPLE'S REPUBLIC OF CHINA	
SHANGHAI FLOODING INTERNATIONAL AIRPORT PROJECT	JANUARY 1997
COORDINATES PLAN (3/4)	
SCALE	1:1000
DWG1-P1(3/4)	
JAPAN INTERNATIONAL COOPERATION AGENCY	



NOTE

- PERIMETER FENCE
- - - BLAST FENCE
- ← OPEN CHANNEL
- - - BOX CULVERT
- □ □ CABLE DUCT
- - - FUEL PIPING

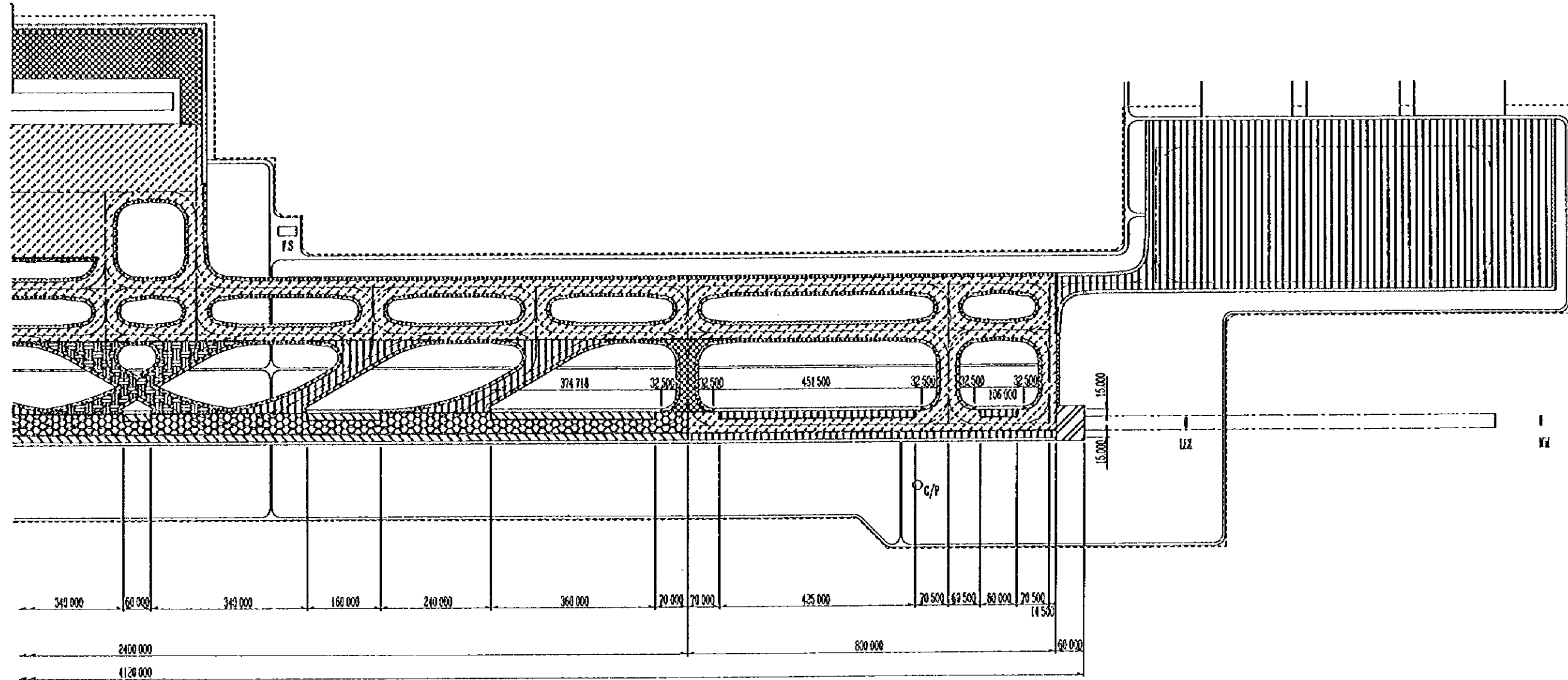

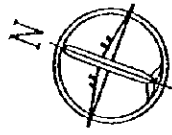
PEOPLE'S REPUBLIC OF CHINA	
SHANGHAI PUDONG INTERNATIONAL AIRPORT PROJECT	JANUARY 1997
COORDINATES PLAN (4/4)	
SCALE	DWG1-P1(4/4)
JAPAN INTERNATIONAL COOPERATION AGENCY	



INTRODUCTORY REMARKS

CHARACTER										
PAVEMENT STRUCTURE										
THICKNESS (cm)	45	41	38	36	34	32	18	12	28	ASPHALT PAVEMENT
RUNWAY	CENTRAL STRIP OF RUNWAY END	CENTRAL STRIP OF INTERMEDIATE AREA		SIDE STRIP OF RUNWAY END		SIDE STRIP OF INTERMEDIATE AREA	RUNWAY SHOULDER			
PARALLEL TAXIWAY								PARALLEL TAXIWAY SHOULDER		
EXIT TAXIWAY	B-747 630		A-300 630					EXIT TAXIWAY SHOULDER		
RAPID EXIT TAXIWAY				B-747 430	A-300 630			RAPID EXIT TAXIWAY SHOULDER		
APRON	LOADING APRON (LARGE) CARGO APRON		LOADING APRON (MEDIUM)	MAINTENANCE APRON			APRON SHOULDER			
GRASS ROUTE										
OVER RUN										

PEOPLE'S REPUBLIC OF CHINA
 SHANGHAI PUDONG INTERNATIONAL AIRPORT PROJECT | JANUARY 1997
 PLAN FOR PAVEMENT STRUCTURE (1/2)
 SCALE DWG1-P2(1/2)
 JAPAN INTERNATIONAL COOPERATION AGENCY

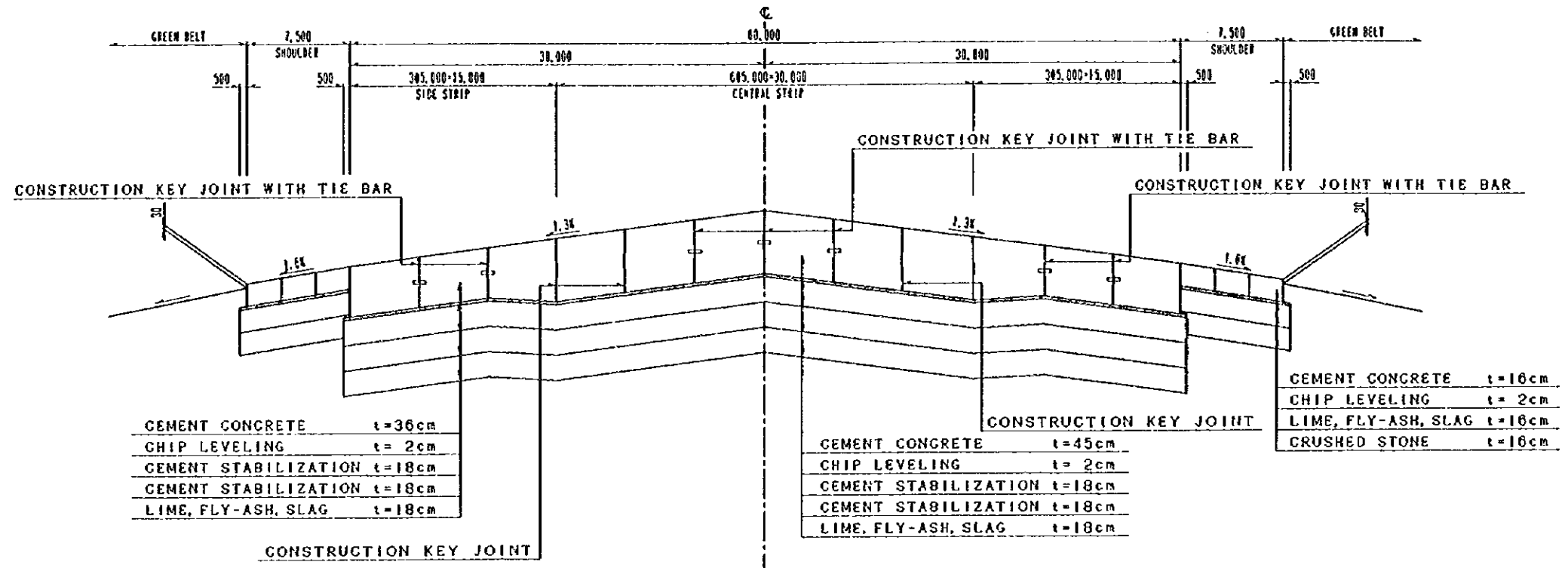


INTRODUCTORY REMARKS

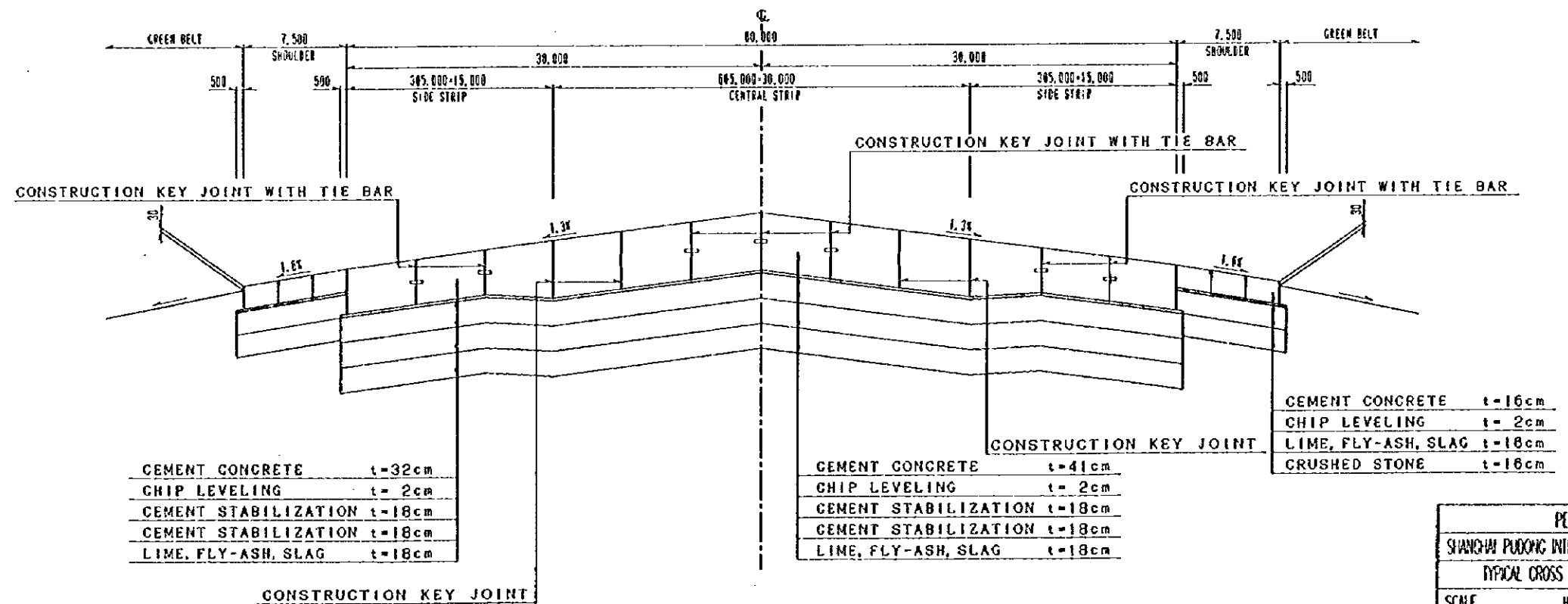
CHARACTER										
PAVEMENT STRUCTURE										
THICKNESS (mm)	45	41	38	36	34	32	16	12	26	ASPHALT PAVEMENT
RUNWAY	CENTRAL STRIP OF RUNWAY END	CENTRAL STRIP OF INTERMEDIATE AREA		SIDE STRIP OF RUNWAY END		SEE STRIP OF INTERMEDIATE AREA	RUNWAY SHOULDER			
PARALLEL TAXIWAY								PARALLEL TAXIWAY SHOULDER		
EXIT TAXIWAY								EXIT TAXIWAY SHOULDER		
RAPID EXIT TAXIWAY								RAPID EXIT TAXIWAY SHOULDER		
APRON	LOADING APRON (LARGE) CARGO APRON		LOADING APRON (MIDDLE)	MAINTENANCE APRON			APRON SHOULDER			
GRASS ROUTE										
OVER RUN										

PEOPLE'S REPUBLIC OF CHINA
 SHANGHAI PUDONG INTERNATIONAL AIRPORT PROJECT | JANUARY 1997
 PLAN FOR PAVEMENT STRUCTURE (2/2)
 SCALE DWG1-P2(2/2)
 JAPAN INTERNATIONAL COOPERATION AGENCY

1. RUNWAY END

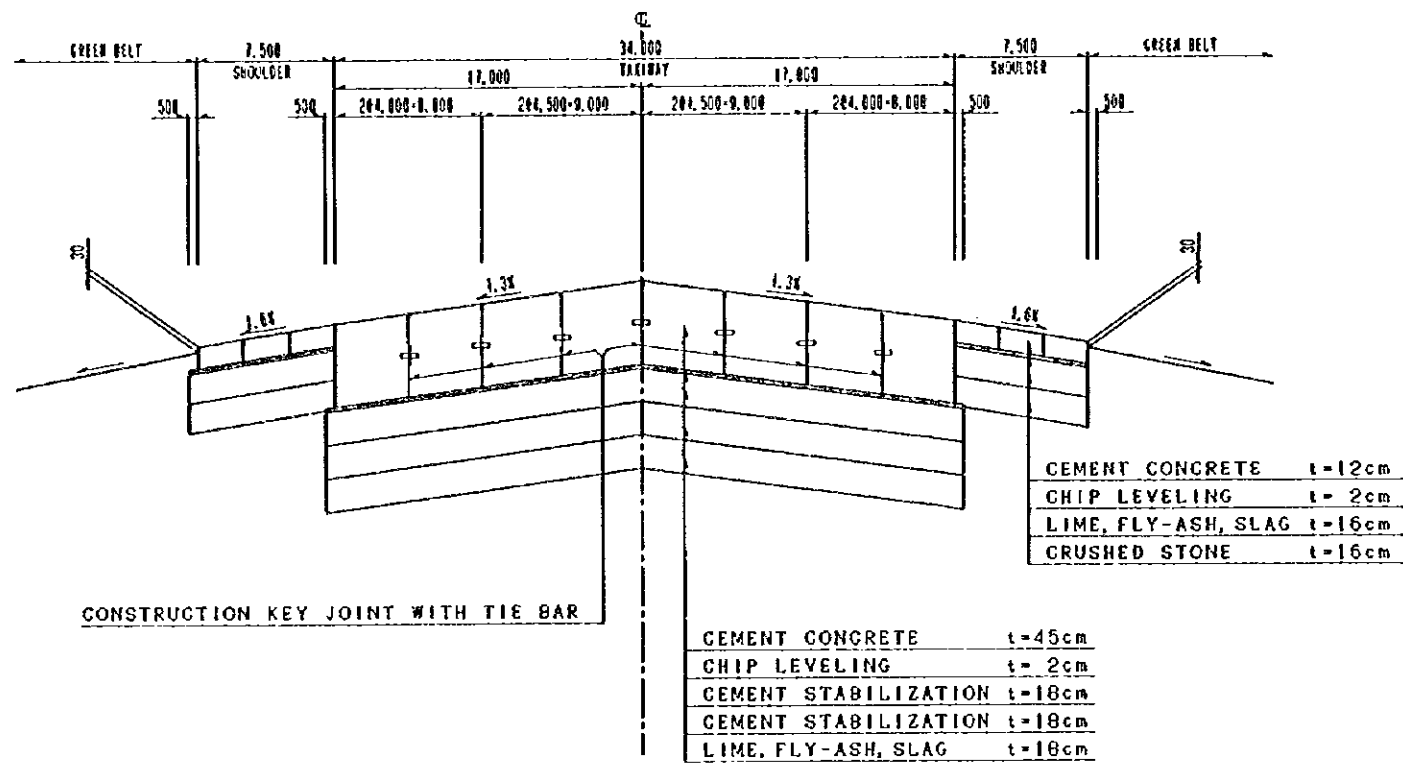


2. RUNWAY INTERMEDIATE AREA

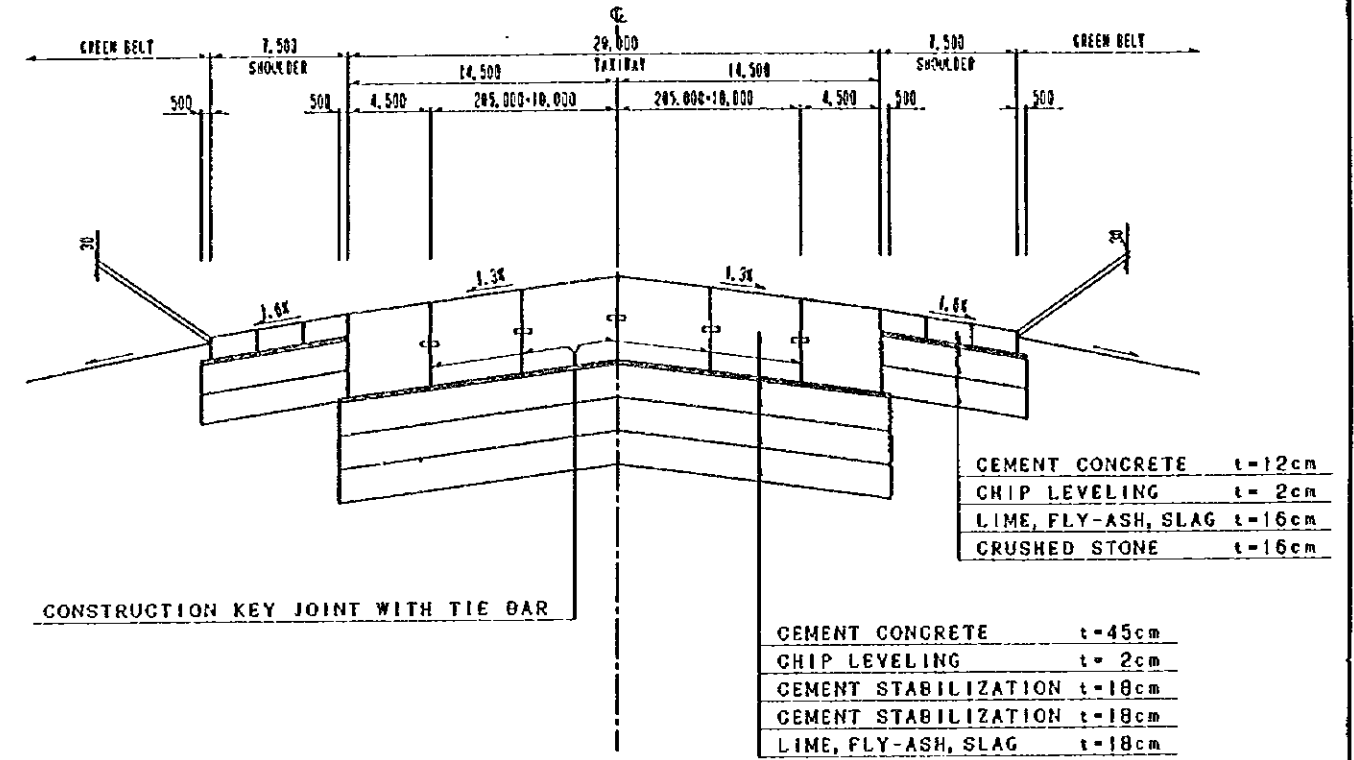


PEOPLE'S REPUBLIC OF CHINA		
SHANGHAI PUDONG INTERNATIONAL AIRPORT PROJECT	JANUARY 1997	
TYPICAL CROSS SECTION OF PAVEMENT STRUCTURE (1/3)		
SCALE	H=1:40, V=1:40	DWG1-P3(1/3)
JAPAN INTERNATIONAL COOPERATION AGENCY		

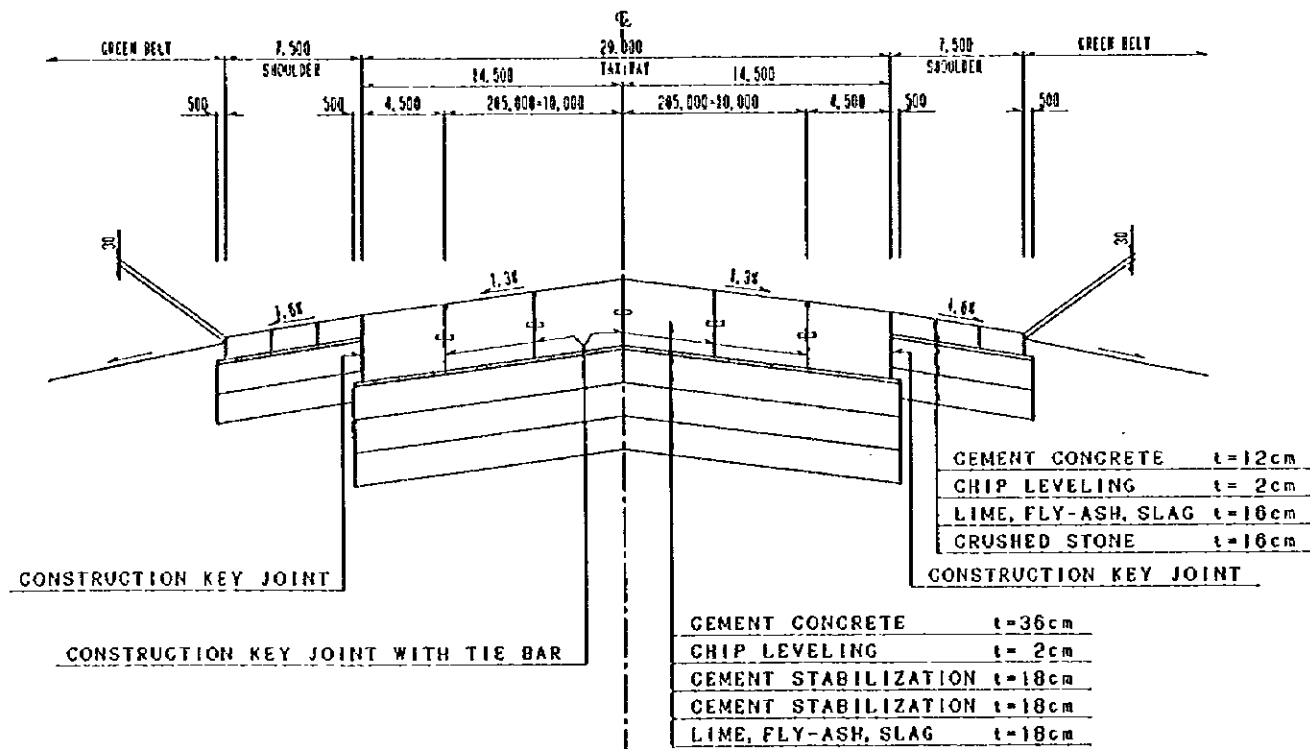
1. EXIT TAXIWAY



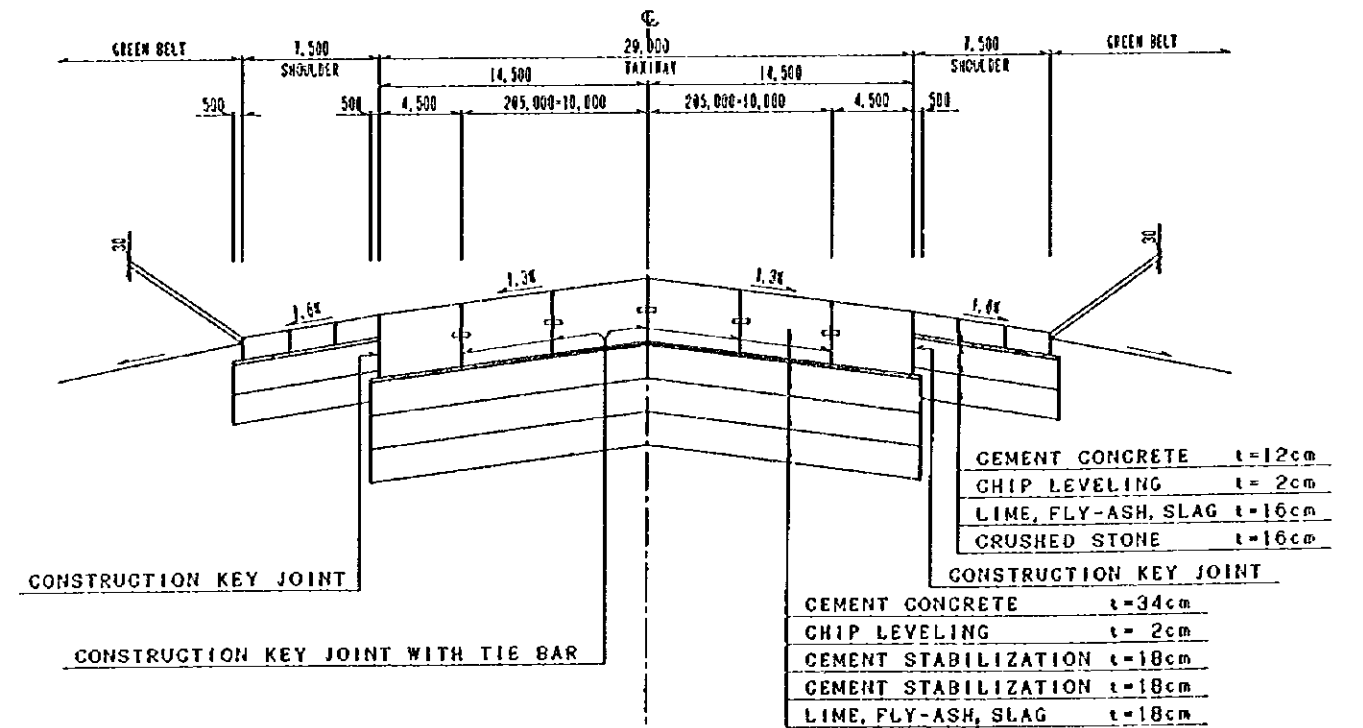
2. PARALLEL TAXIWAY



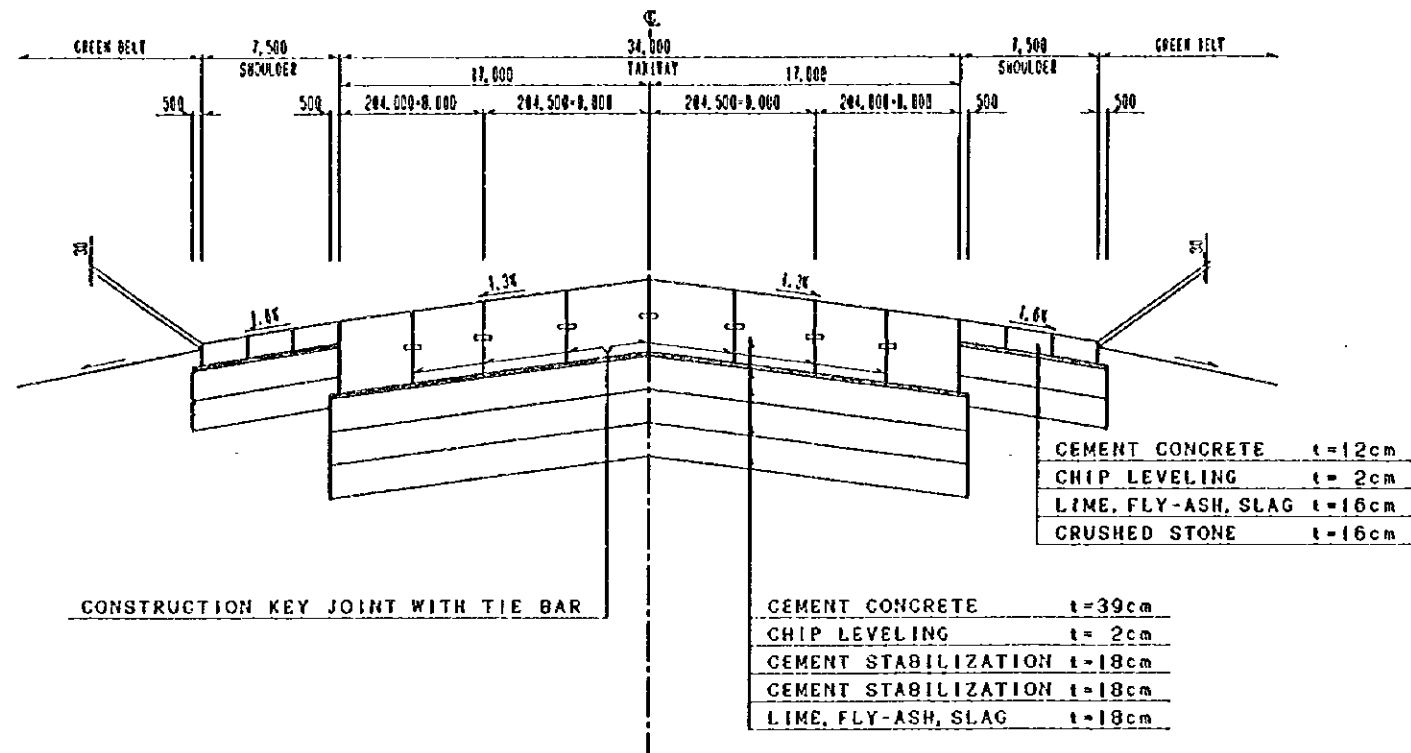
3. RAPID EXIT TAXIWAY



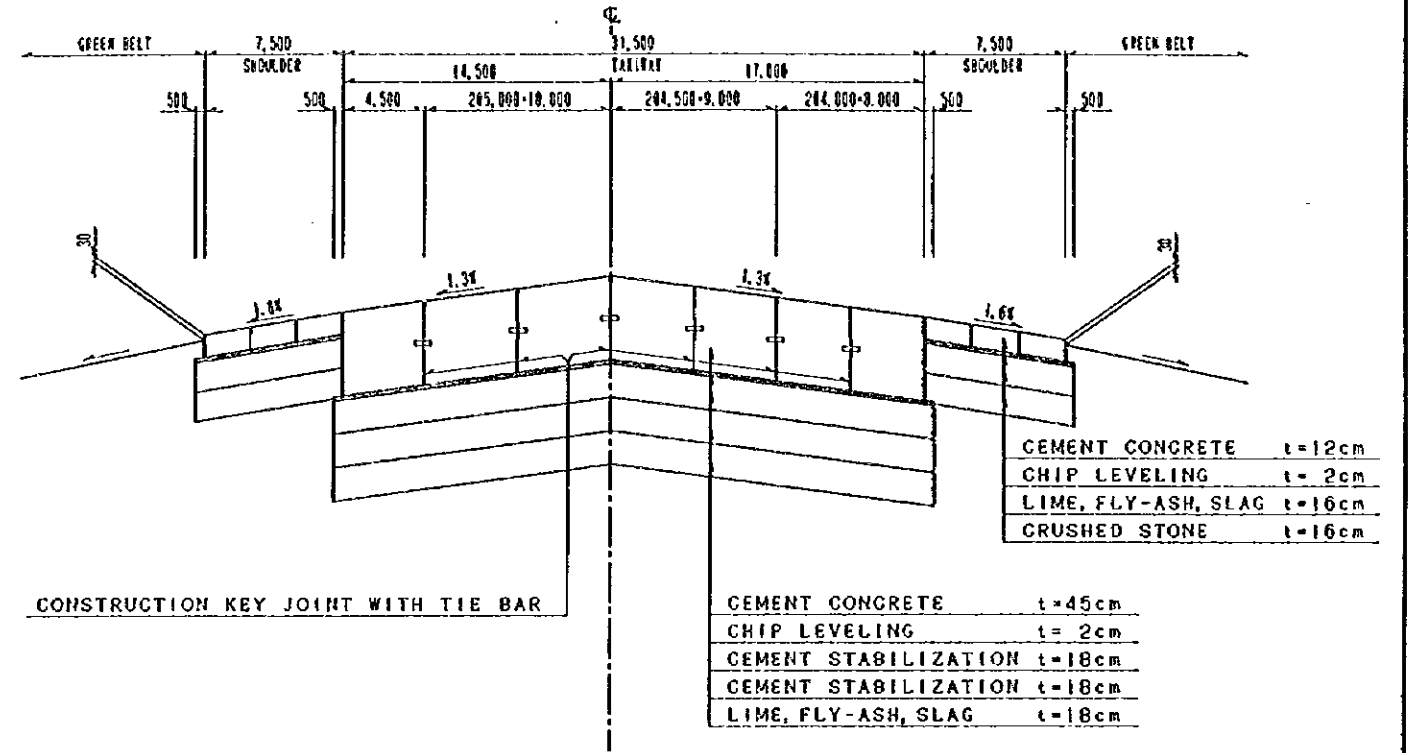
4. RAPID EXIT TAXIWAY



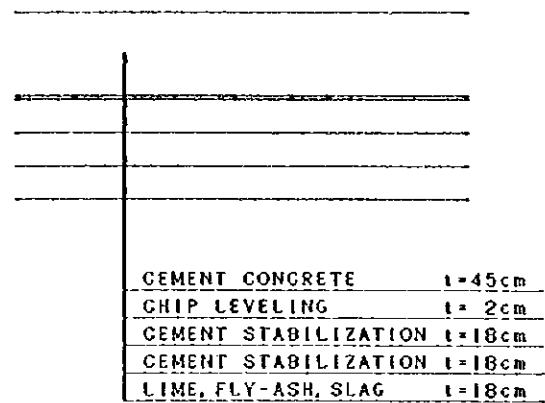
5. EXIT TAXIWAY



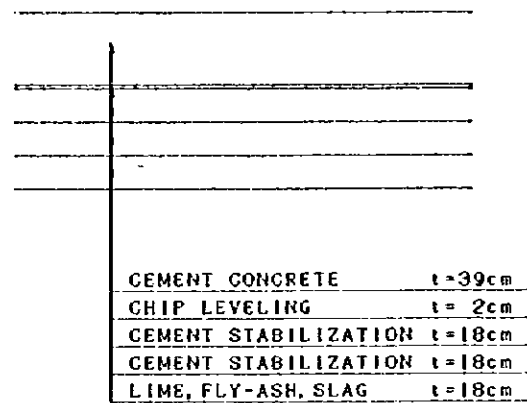
1. EXIT TAXIWAY OF RUNWAY END



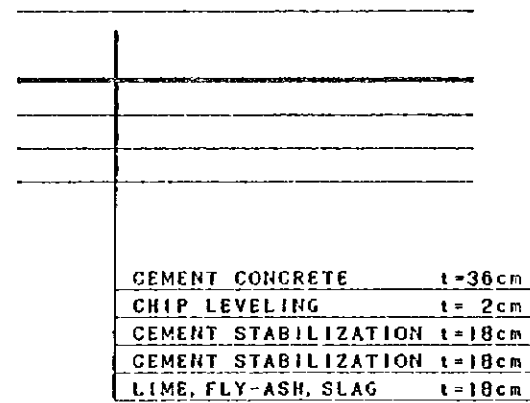
6. LOADING APRON (LARGE SCALE AIRCRAFT)



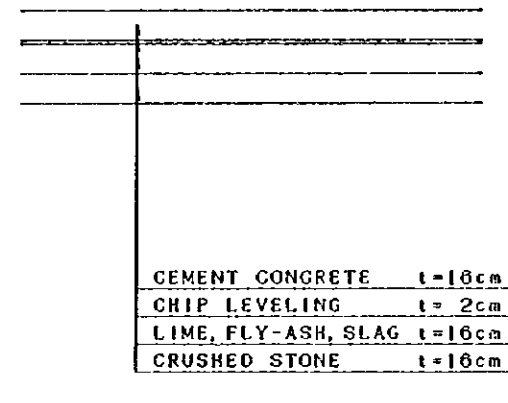
9. CARGO APRON



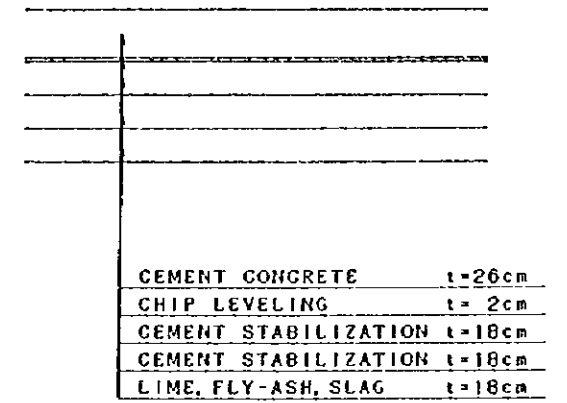
7. LOADING APRON (MIDDLE SCALE AIRCRAFT)



8. MAINTENANCE APRON

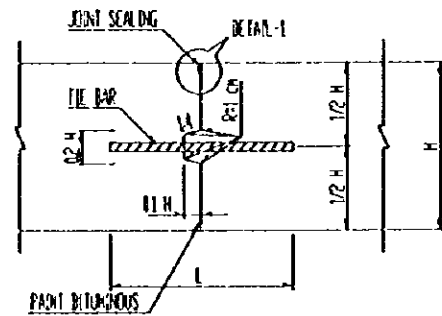


APRON SHOULDER



GSE ROUTE (PASS, PASSAGE)

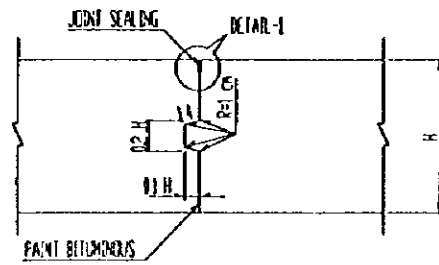
**CONSTRUCTION JOINT
TONGUE AND GROOVE WITH TIE BAR TYPE**



H (cm)	45	41	39	36	34	32	26
0.2H (cm)	9.0	8.2	7.8	7.2	6.8	6.4	5.2
0.1H (cm)	4.5	4.1	3.9	3.6	3.4	3.2	2.6
1/2 H (cm)	22.5	20.5	19.5	18.0	17.0	16.0	13.0

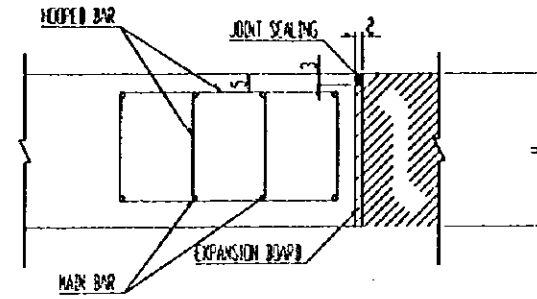
DISTANCE	TIE BAR	L
14-17m	φ35 mm	190 cm
10m (5m)	φ26 mm	140 cm
4.5-5 m	φ18 mm	100 cm

**CONSTRUCTION JOINT
SIMPLE TONGUE AND GROOVE JOINT TYPE**

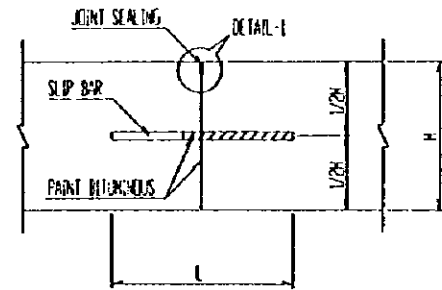


H (cm)	45	41
0.2H (cm)	9.0	8.2
0.1H (cm)	4.5	4.1

**EXPANSION JOINT
SLAB EDGE TYPE**

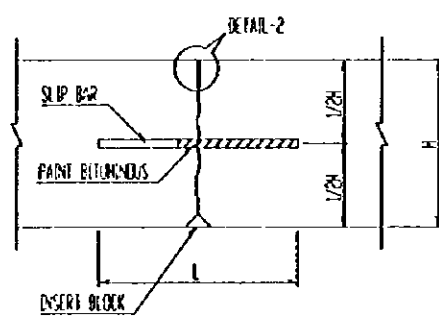


**CONSTRUCTION JOINT
FLAT JOINT WITH SLIP BAR TYPE**

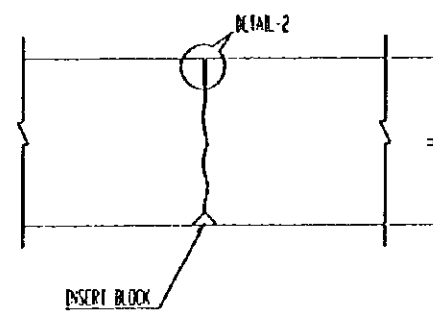


H (cm)	45	41	39	36	34	32	26
1/2 H (cm)	22.5	20.5	19.5	18.0	17.0	16.0	13.0
SLIP BAR φ	38mm	35mm	35mm	35mm	35mm	35mm	30mm
L (cm)	55	55	50	50	50	50	50

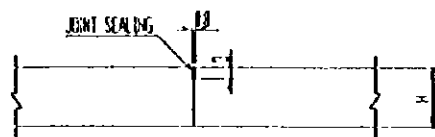
**CONSTRUCTION JOINT
DUMMY JOINT WITH SLIP BAR TYPE**



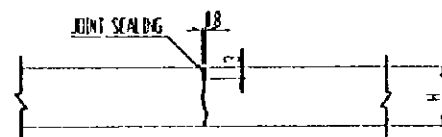
**CONSTRUCTION JOINT
DUMMY JOINT TYPE**



**CONSTRUCTION JOINT
FLAT JOINT TYPE S=120**

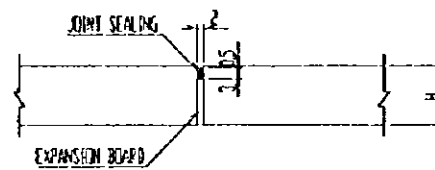


**CONSTRUCTION JOINT
DUMMY JOINT TYPE S=120**

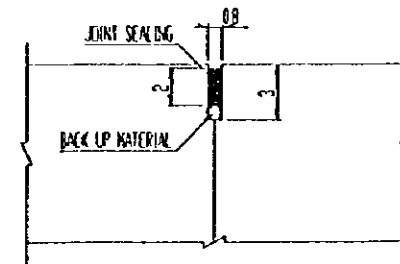


H (cm)	16	12
--------	----	----

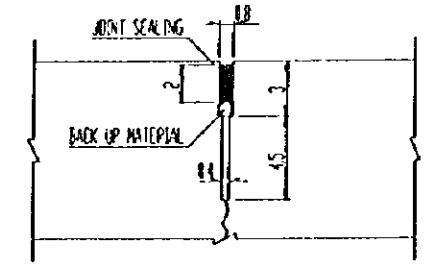
EXPANSION JOINT S=120



DETAIL-1 S=140

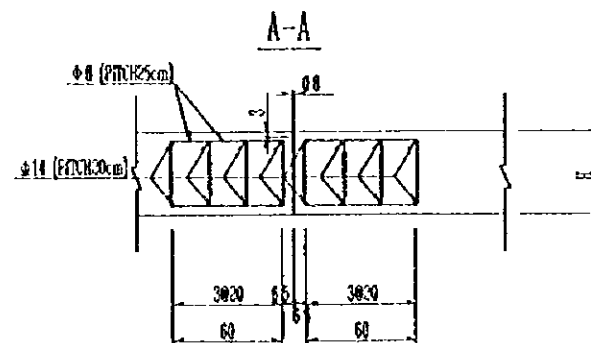
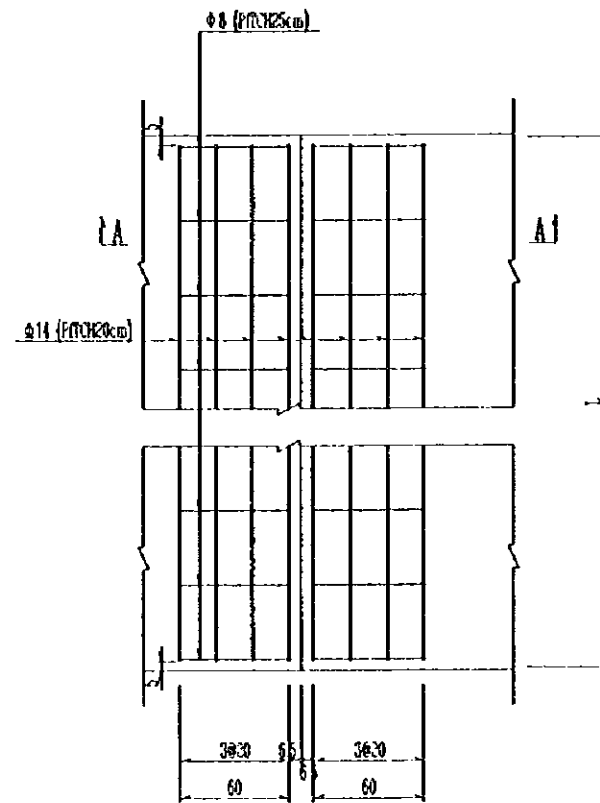
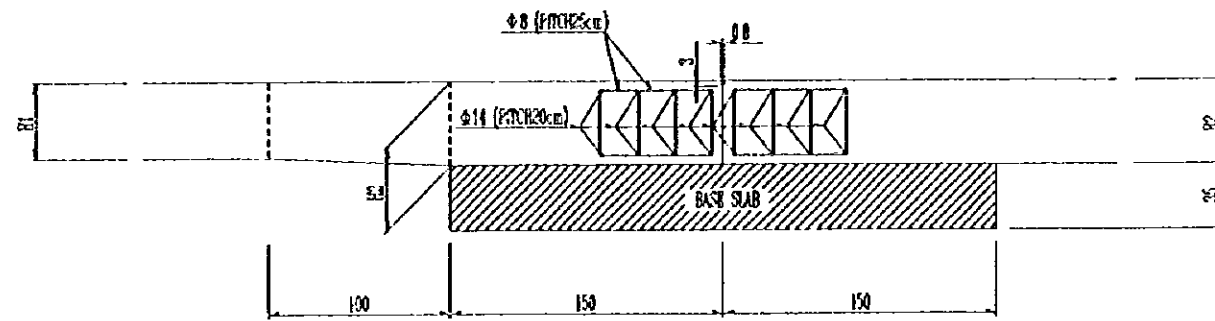


DETAIL-2 S=140

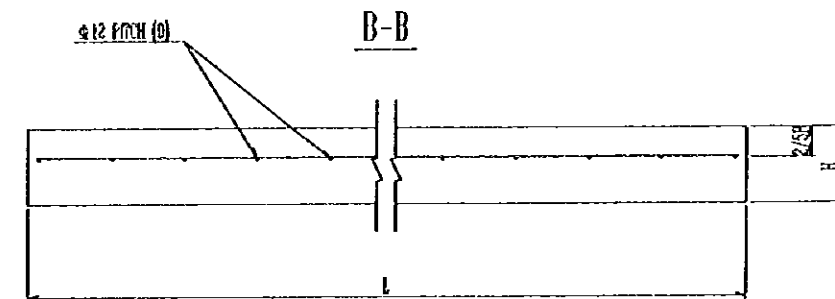
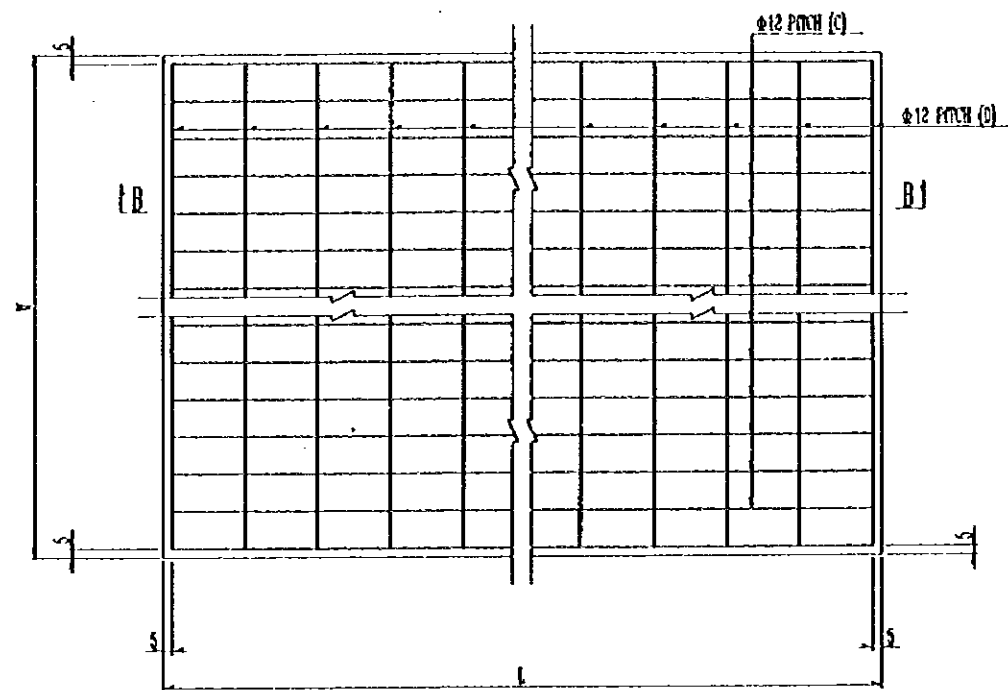


PEOPLE'S REPUBLIC OF CHINA		
SHANGHAI PUDONG INTERNATIONAL AIRPORT PROJECT	JANUARY 1997	
JOINTS STRUCTURE DETAILS		
SCALE	AS SHOWN	DWG1-P4
JAPAN INTERNATIONAL COOPERATION AGENCY		

REINFORCING STRUCTURE OF VARIOUS SLAB JOINT

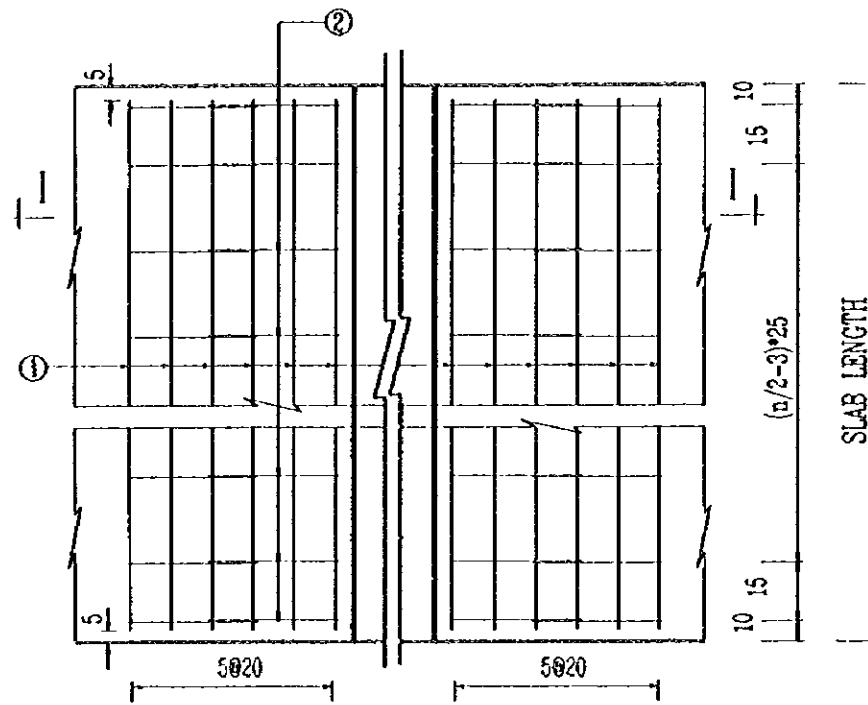


REINFORCING MESH

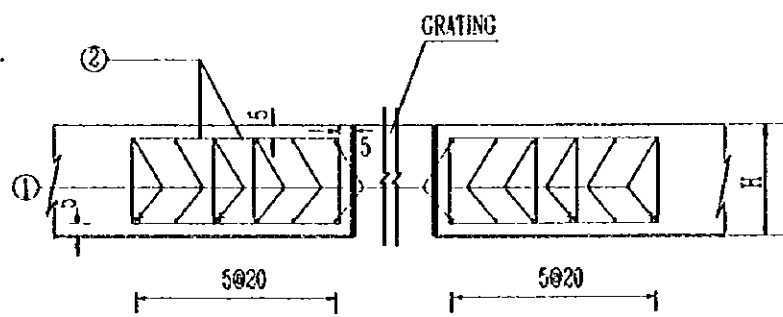


TITLE	POSITION	THICKNESS (H)	BAR INTERVAL	
			LONGITUDINAL (C)	WIDTH (D)
RUNWAY END	CENTRAL STRIP	45cm	14cm	30cm
	SIDE STRIP	36cm	25cm	50cm
RUNWAY INTERMEDIATE AREA	CENTRAL STRIP	41cm	30cm	50cm
	SIDE STRIP	32cm	20cm	50cm
EXIT TAXIWAY	CENTRAL ZONE	45cm	14cm	30cm
	SIDE ZONE	45cm	30cm	30cm
RAPID EXIT TAXIWAY (B-747-400)	CENTRAL ZONE	36cm	20cm	50cm
	SIDE ZONE	36cm	30cm	50cm
RAPID EXIT TAXIWAY (A-300-600)	CENTRAL ZONE	34cm	20cm	50cm
	SIDE ZONE	34cm	30cm	50cm
PARALLEL TAXIWAY	CENTRAL ZONE	45cm	14cm	30cm
	SIDE ZONE	45cm	30cm	30cm
LOADING APRON (LARGE SCALE AIRCRAFT)		45cm	14cm	30cm
CARGO APRON		45cm	14cm	30cm
LOADING APRON (MIDDLE SCALE AIRCRAFT)		39cm	15cm	50cm
MAINTENANCE APRON		36cm	20cm	50cm

PEOPLE'S REPUBLIC OF CHINA
 SHANGHAI PUDONG INTERNATIONAL AIRPORT PROJECT | JANUARY 1997
 REINFORCEMENT STANDARD FOR CONCRETE SLAB
 SCALE 1:100 | DWG1-F5
 JAPAN INTERNATIONAL COOPERATION AGENCY



REINFORCEMENT ARRANGEMENT PLAN

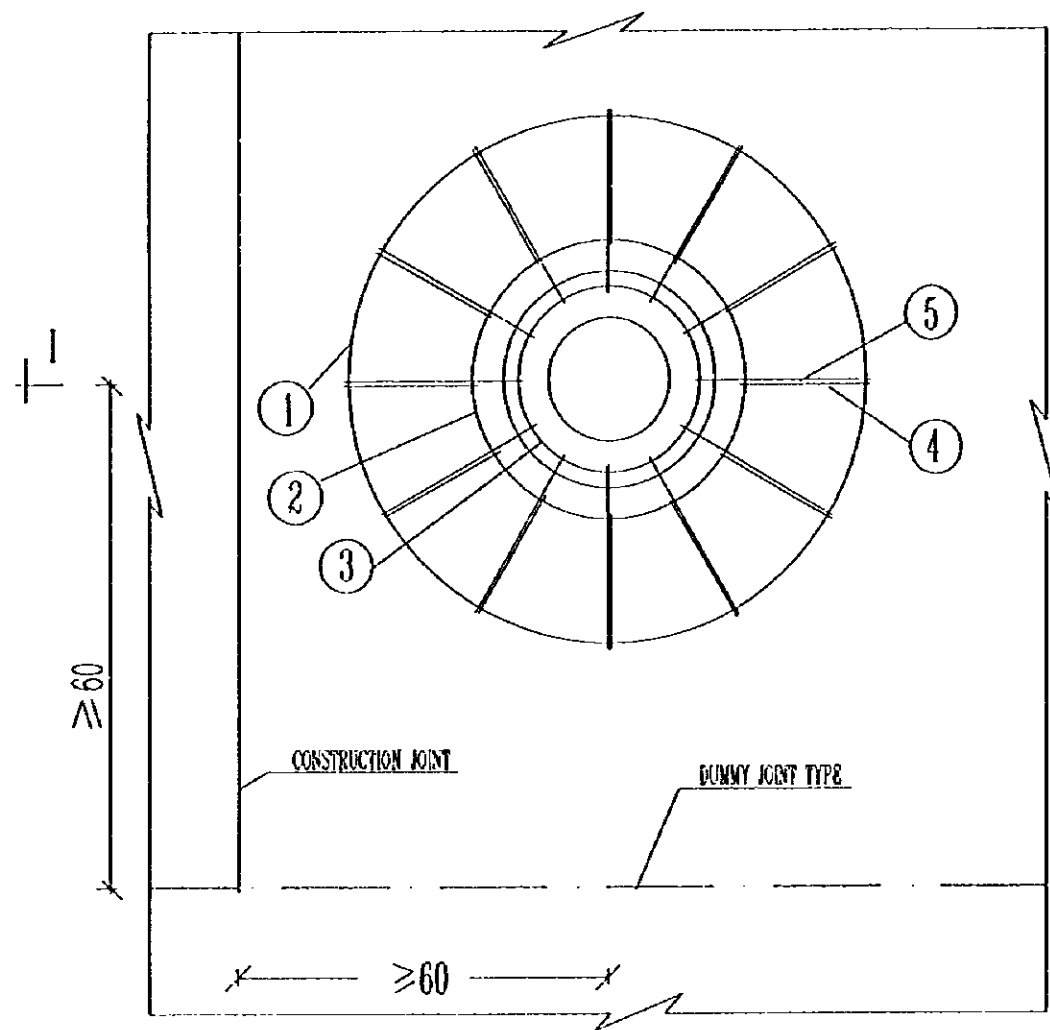


I-I SECTION

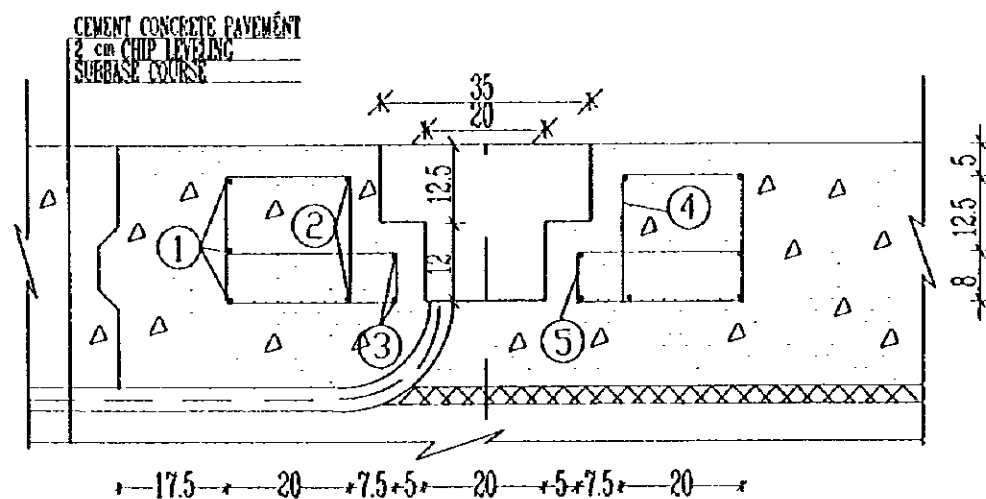
BENDING SCHEDULE

TYPE	SLAB LENGTH L (m)	No.	SHAPE (cm)	DIAMETER (mm)	LENGTH (m)	No's n	TOTAL LENGTH (m)	WEIGHT (kg)	TOTAL WEIGHT (kg)	REMARKS
1	5	①	490	Φ14	4.9	12	58.8	71.15		
		②	38 63	Φ8	1.96	42	82.32	32.52		
2	5.5	①	540	Φ14	5.4	12	64.8	78.41		
		②	38 63	Φ8	1.96	46	90.16	35.61		

PEOPLE'S REPUBLIC OF CHINA	
SHANGHAI PUDONG INTERNATIONAL AIRPORT PROJECT	JANUARY 1997
REINFORCEMENT STANDARD FOR GRATING	
SCALE	NON SCALE
DWG1-P6	
JAPAN INTERNATIONAL COOPERATION AGENCY	



REINFORCEMENT ARRANGEMENT PLAN

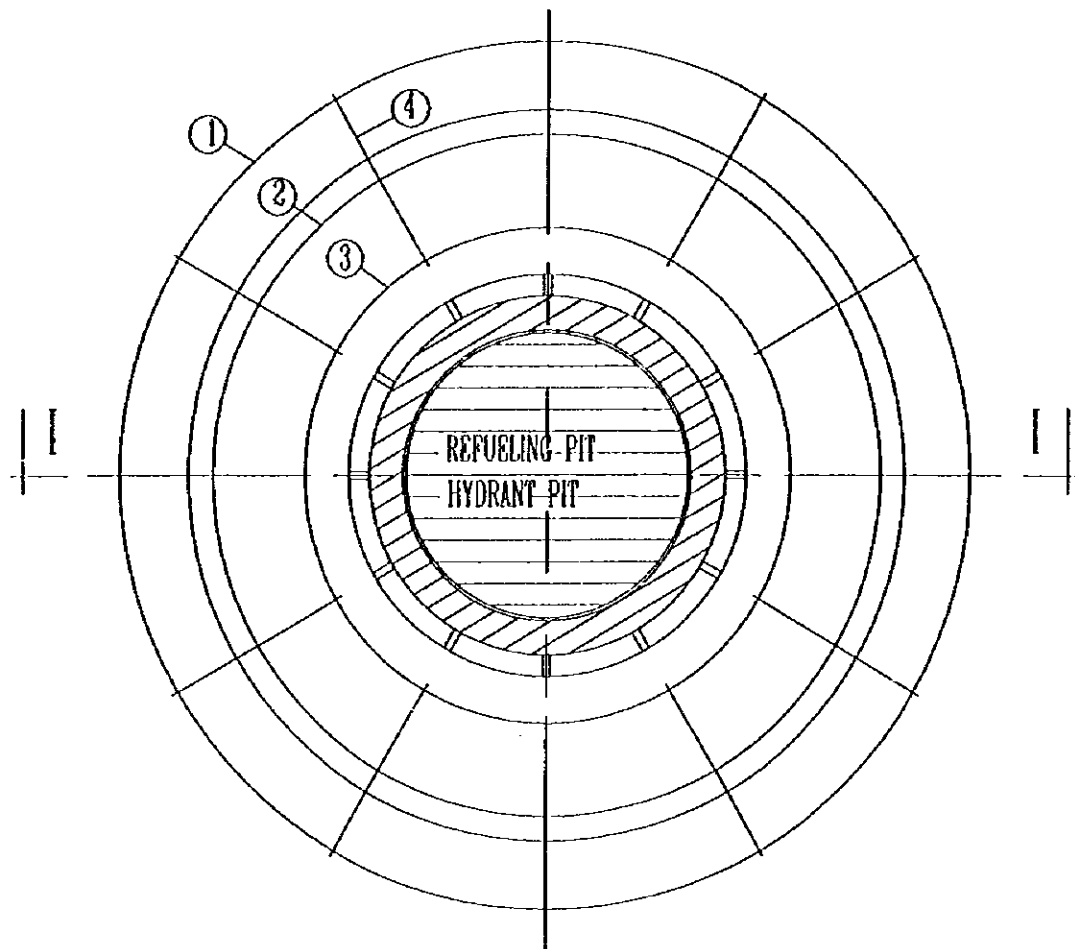


I-I SECTION

BENDING SCHEDULE OF ONE UNIT

No.	SHAPE (Cm)	DIAMETER (mm)	LENGTH (Cm)	No's	TOTAL LENGTH (m)	UNIT WEIGHT (Kg/m)	TOTAL WEIGHT (Kg)	REMARKS
①	$\overset{20}{\circ} D=85$	$\phi 10$	299.4	3	8.982	0.617	5.54	$\phi 10=$ 9.24KG $\phi 8=$ 9.15KG
②	$\overset{20}{\circ} D=45$	$\phi 10$	173.8	2	3.476	0.617	2.14	
③	$\overset{20}{\circ} D=30$	$\phi 10$	126.7	2	2.534	0.617	1.56	
④	$\overset{23}{\square} 22.6$	$\phi 8$	101.4	12	12.168	0.395	4.81	
⑤	$\overset{10.6}{\square} 30.1$	$\phi 8$	91.4	12	10.986	0.395	4.34	

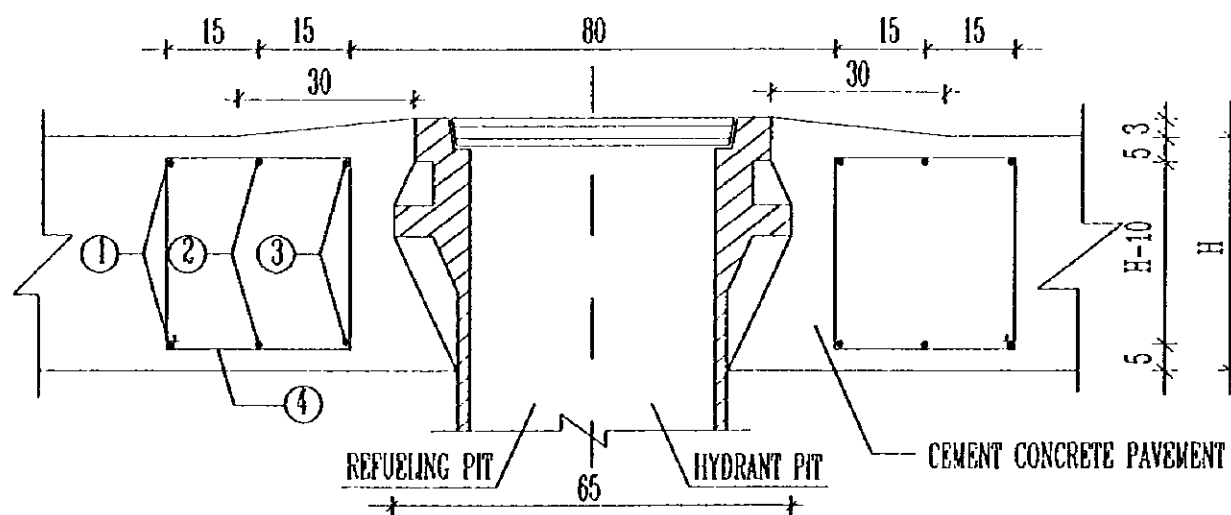
PEOPLE'S REPUBLIC OF CHINA	
SHANGHAI PUDONG INTERNATIONAL AIRPORT PROJECT	JANUARY 1997
REINFORCEMENT STANDARD FOR LIGHTING FACILITIES	
SCALE	DWG1-P7
JAPAN INTERNATIONAL COOPERATION AGENCY	



REINFORCEMENT ARRANGEMENT PLAN

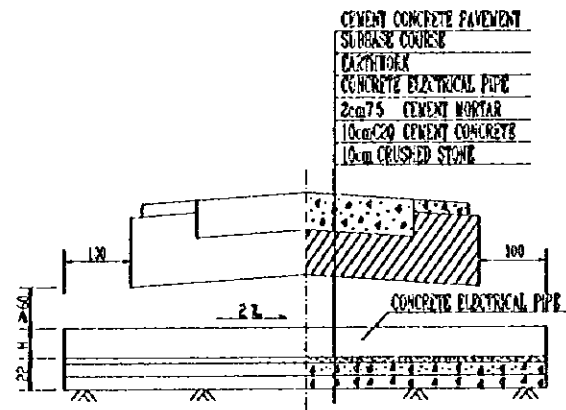
BENDING SCHEDULE

REINFORCEMENT QUANTITIES OF PIT	No.	SHAPE cm	DIAMETER mm	LENGTH cm	No's	TOTAL LENGTH m	UNIT WEIGHT kg/m	TOTAL WEIGHT kg	SUB TOTAL kg	
	①	\odot -140	\varnothing 10	449.9	2	9.00	0.617	5.55	13.17	
	②	\odot -110	\varnothing 10	355.4	2	7.11	0.617	4.39		
	③	\odot -80	\varnothing 10	261.4	2	5.23	0.617	3.23		
	④	\square - $\frac{33}{40}$	\varnothing 8	$\frac{66}{12H}$	12	$\frac{7.92}{0.24H}$	0.395	$\frac{3.13}{0.09H}$		$\frac{3.13}{0.09H}$
REINFORCEMENT VOLUME OF N PITS	\varnothing 10	13.17N (kg)						TOTAL REINFORCEMENT VOLUME		
	\varnothing 8	$(3.13+0.09H)N$ (kg)						$(16.30+0.09H)N$ (kg)		

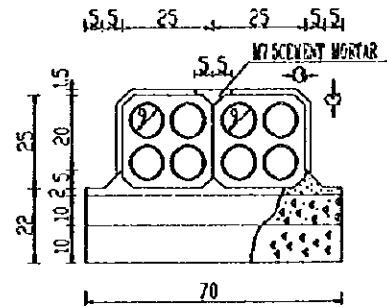


I-I SECTION

PEOPLE'S REPUBLIC OF CHINA	
SHANGHAI PUDONG INTERNATIONAL AIRPORT PROJECT	JANUARY 1997
REINFORCEMENT STANDARD FOR HYDRANT PIT	
SCALE	DWG1-P8
JAPAN INTERNATIONAL COOPERATION AGENCY	



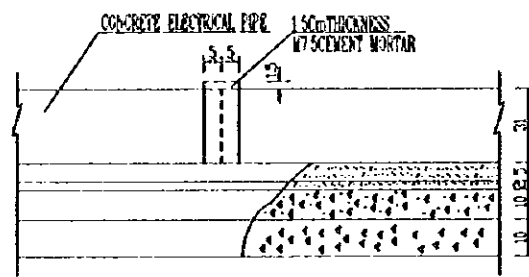
LONGITUDINAL SECTION UNDER THE PAVEMENT



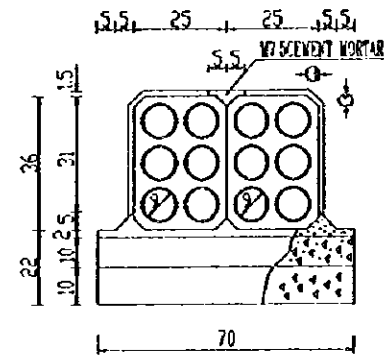
2x4 CONCRETE ELECTRICAL PIPE SECTION

WORK VOLUME OF ELECTRICAL PIPES (100m)

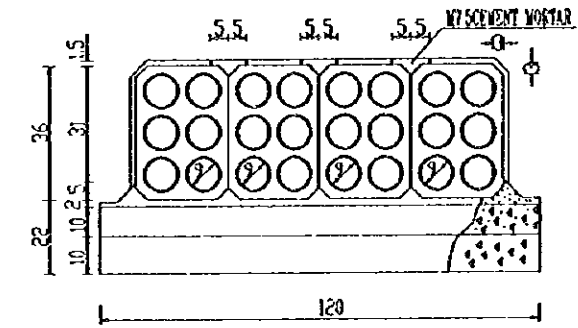
ITEM	PIPE LENGTH (m)	M7.5 CEMENT MORTAR (m ³)	C20 CEMENT CONCRETE (m ³)	CRUSHED STONE (m ³)	CUT (m ²)	FILL SAND (m ³)
1x4	100	1.40	4.50	4.50	214.00	77.39
2x4	200	2.27	7.00	7.00	245.75	82.89
1x6	100	1.65	5.60	5.60	227.97	79.81
2x6	200	2.33	7.00	7.00	274.62	89.66
3x6	300	2.92	9.50	9.50	309.12	105.16
4x6	400	3.51	12.00	12.00	334.62	110.96



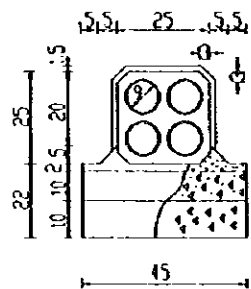
DETAIL OF ELECTRICAL PIPE JOINT



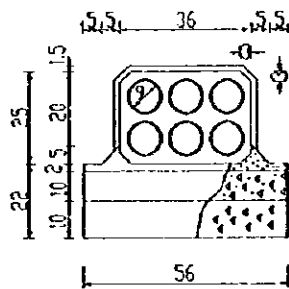
2x6 CONCRETE ELECTRICAL PIPE SECTION



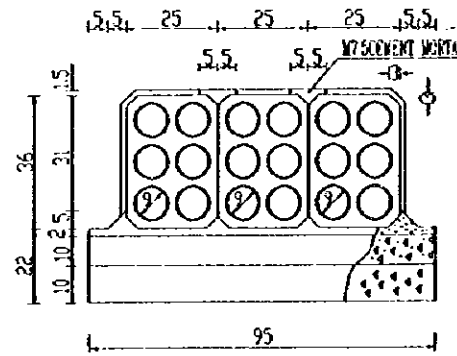
4x6 CONCRETE ELECTRICAL PIPE SECTION



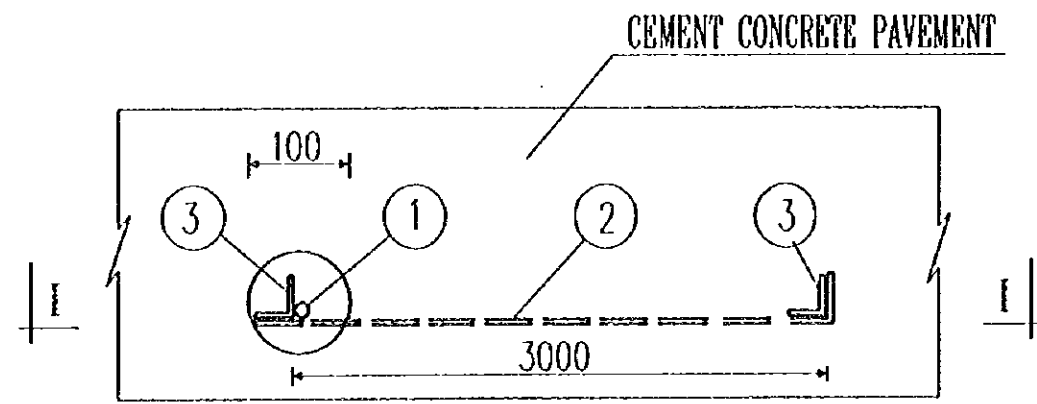
1x4 CONCRETE ELECTRICAL PIPE SECTION



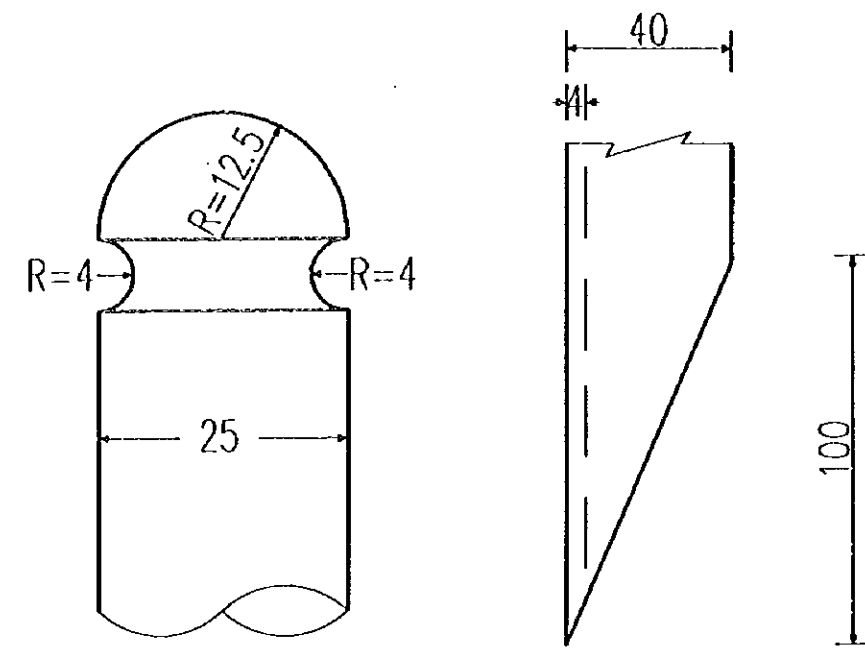
1x6 CONCRETE ELECTRICAL PIPE SECTION



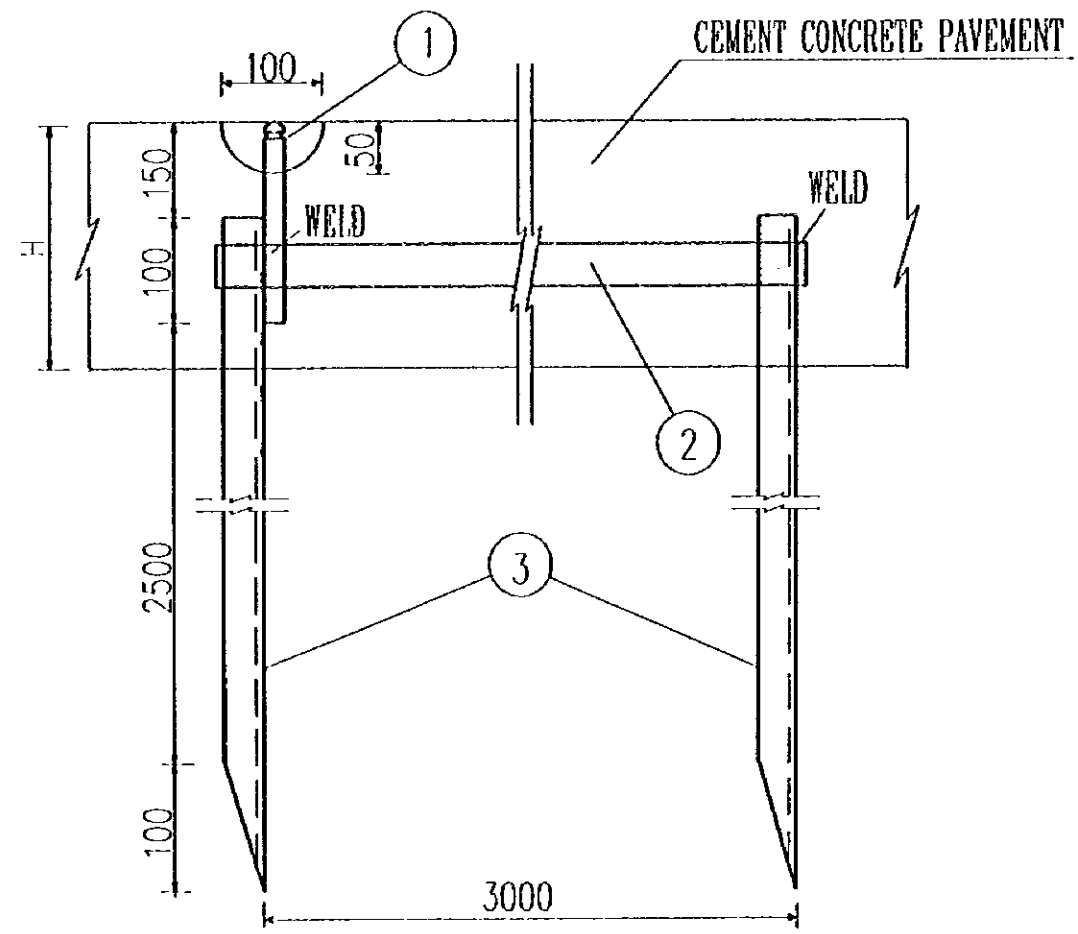
3x6 CONCRETE ELECTRICAL PIPE SECTION



ARRANGEMENT PLAN



①③ SHOP DRAWING

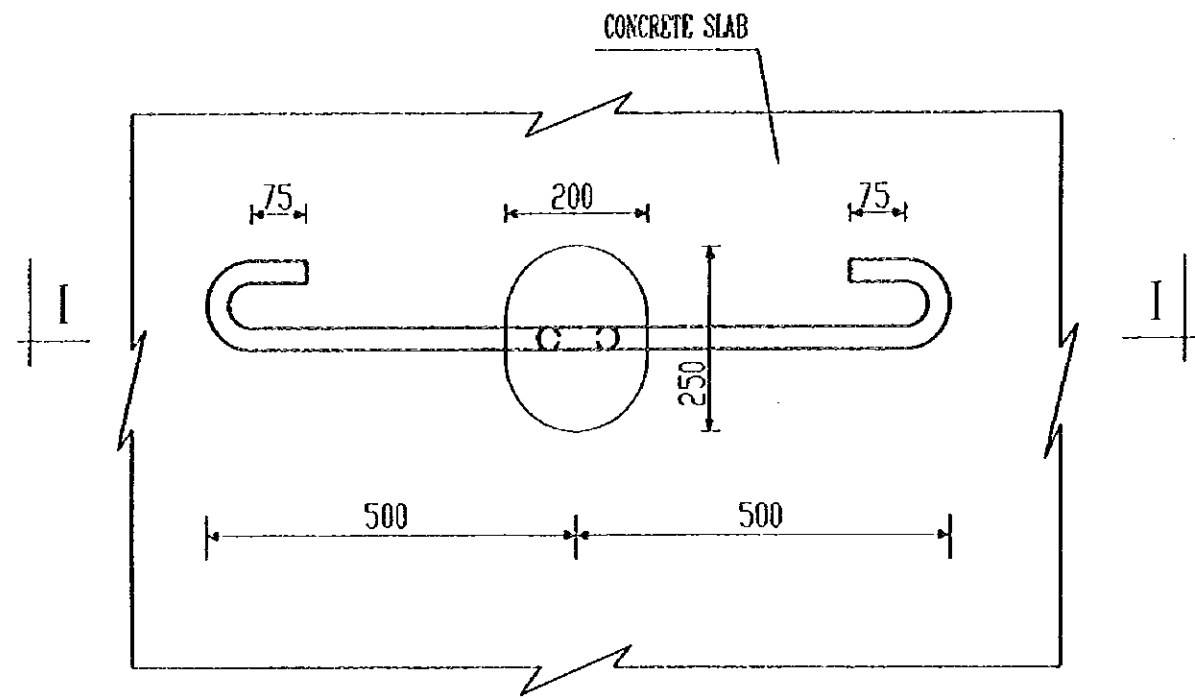


I-I SECTION

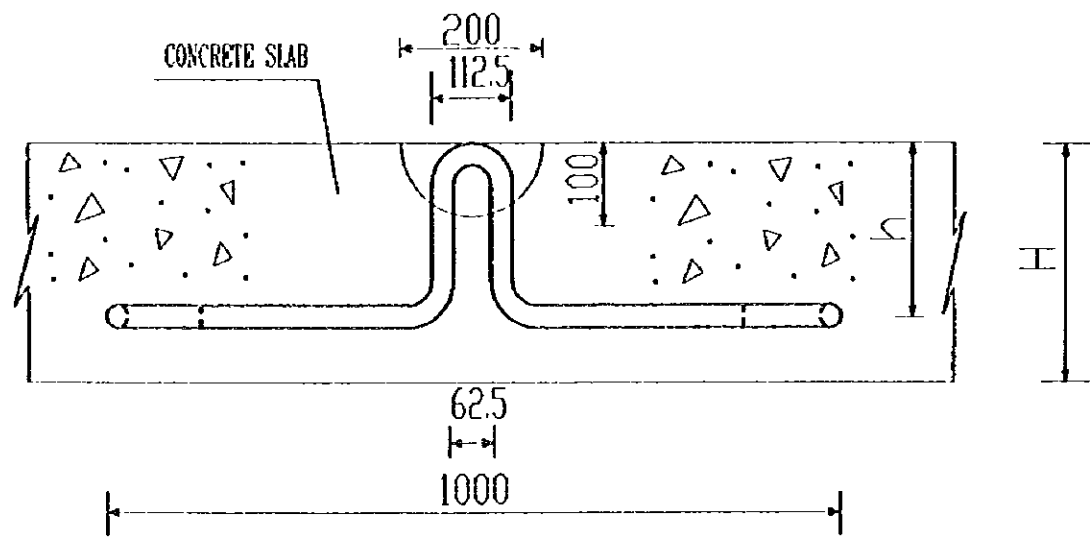
MATERIAL LIST OF ONE UNIT

No.	MATERIALS (mm)	SHAPE	LENGTH (mm)	WEIGHT (kg)	MATERIAL LIST OF ONE UNIT		
					No's	LENGTH (m)	WEIGHT (kg)
①	φ 25	—	250	0.96	1	0.25	0.96
②	40X4	—	3082	3.88	1	3.082	3.88
③	50X50X5	—	2700	10.18	2	5.4	20.36

PEOPLE'S REPUBLIC OF CHINA		
SHANGHAI PUDONG INTERNATIONAL AIRPORT PROJECT	JANUARY 1997	
STANDARD DETAILS FOR EARTHWORK		
SCALE	NON SCALE	DWG1-P10
JAPAN INTERNATIONAL COOPERATION AGENCY		



ARRANGEMENT PLAN

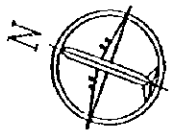


I-I SECTION

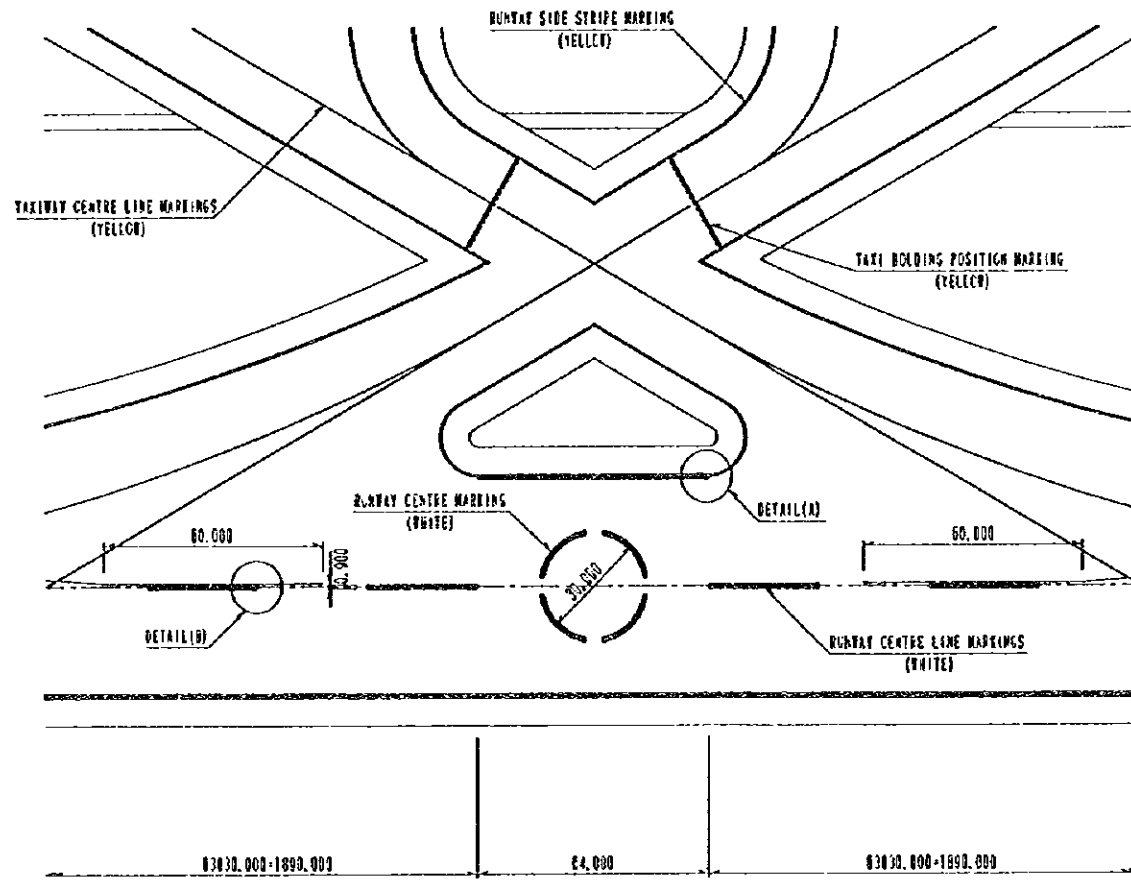
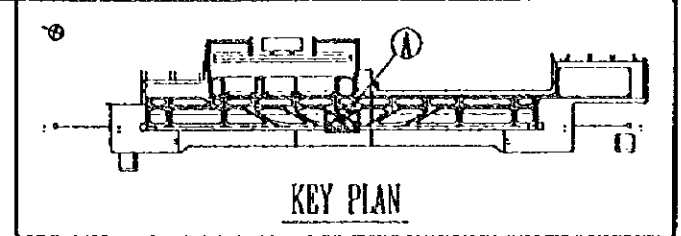
VOLUME OF ANCHOR

SLAB THICKNESS (cm)	h (cm)	DIAMETER	LENGTH (mm)	WEIGHT (Kg)
>260	210	φ25	1660	6.39
260—230	180	φ25	1600	6.16
230—200	150	φ25	1540	5.93
200—180	130	φ25	1500	5.78
180—150	120	φ25	1480	5.70

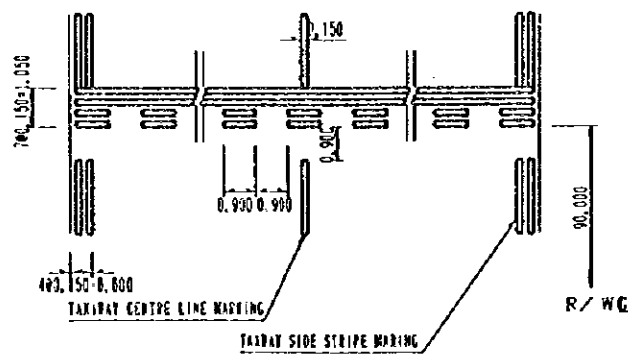
PEOPLE'S REPUBLIC OF CHINA	
SHANGHAI PUDONG INTERNATIONAL AIRPORT PROJECT	JANUARY 1997
STANDARD DETAILS FOR ANCHOR	
SCALE	1:100
DWG-P11	
JAPAN INTERNATIONAL COOPERATION AGENCY	



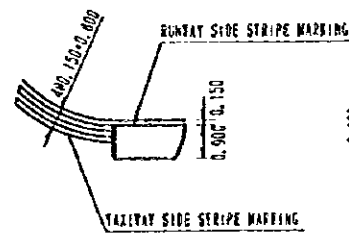
① S-1200



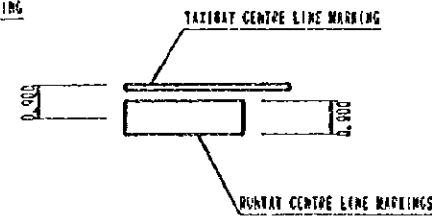
TAXI-HOLDING POSITION MARKING DETAIL S-1200



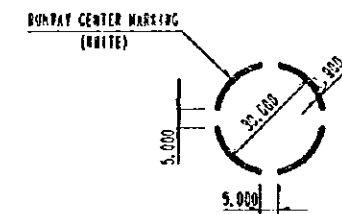
DETAIL (A) S-1200



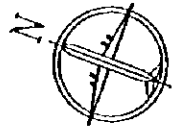
DETAIL (B) S-1200



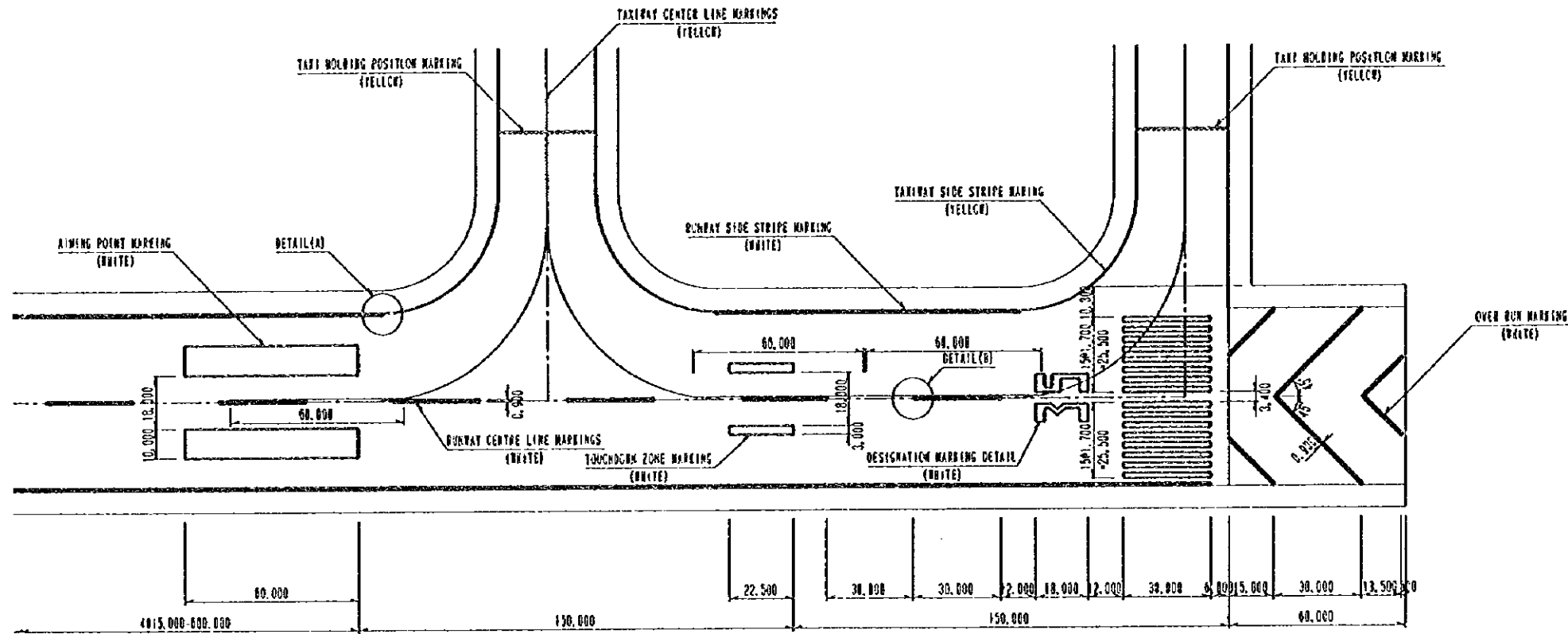
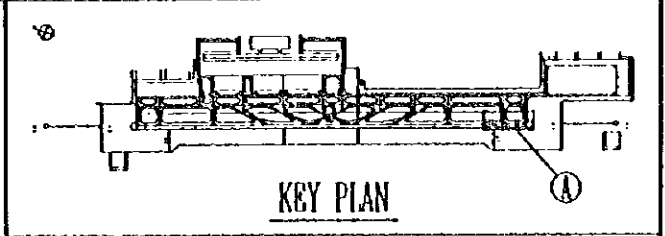
RUNWAY CENTER MARKING S-1200




PEOPLE'S REPUBLIC OF CHINA		
SHANGHAI PUDONG INTERNATIONAL AIRPORT PROJECT	JANUARY 1997	
MARKING DETAILS (2/4)		
SCALE	AS SHOWN	DWG1-P12(2/4)
JAPAN INTERNATIONAL COOPERATION AGENCY		



Ⓐ S-1:2000



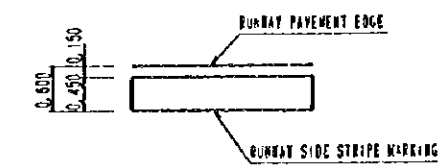
TAXIWAY CENTER LINE MARKING S-1:100



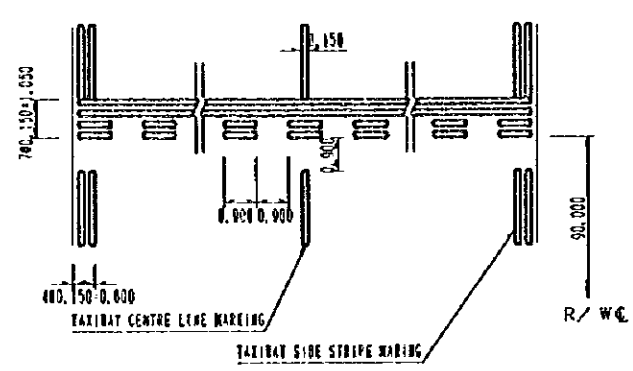
TAXIWAY SIDE STRIPE MARKING S-1:100



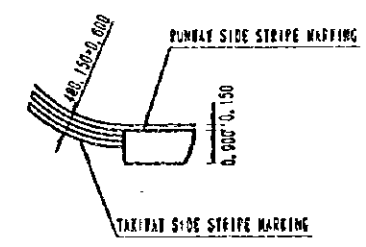
RUNWAY SIDE STRIPE MARKING S-1:100



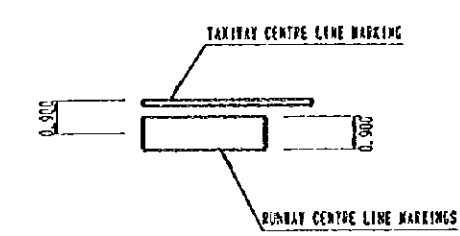
TAXI-HOLDING POSITION MARKING DETAIL S-1:200



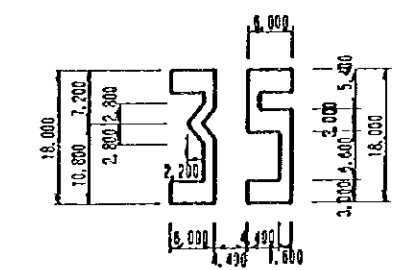
DETAIL (A) S-1:200



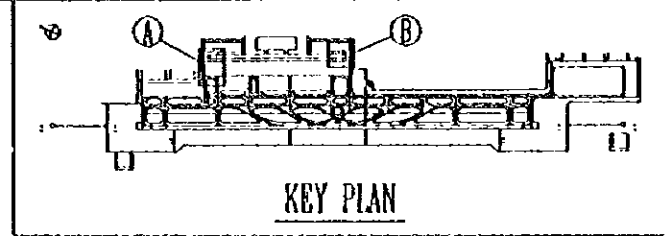
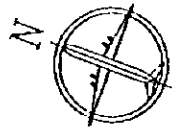
DETAIL (B) S-1:200



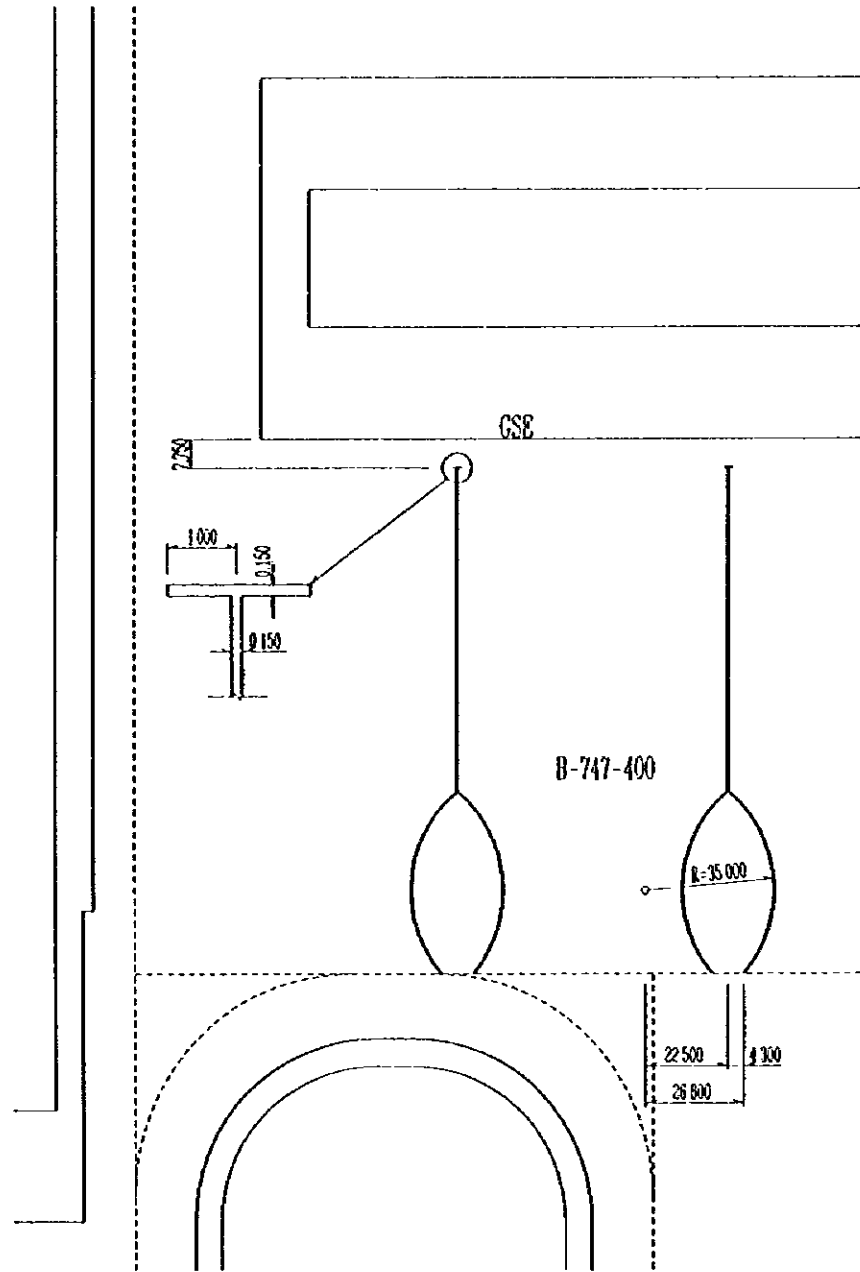
DESIGNATION MARKING DETAIL S-1:1000



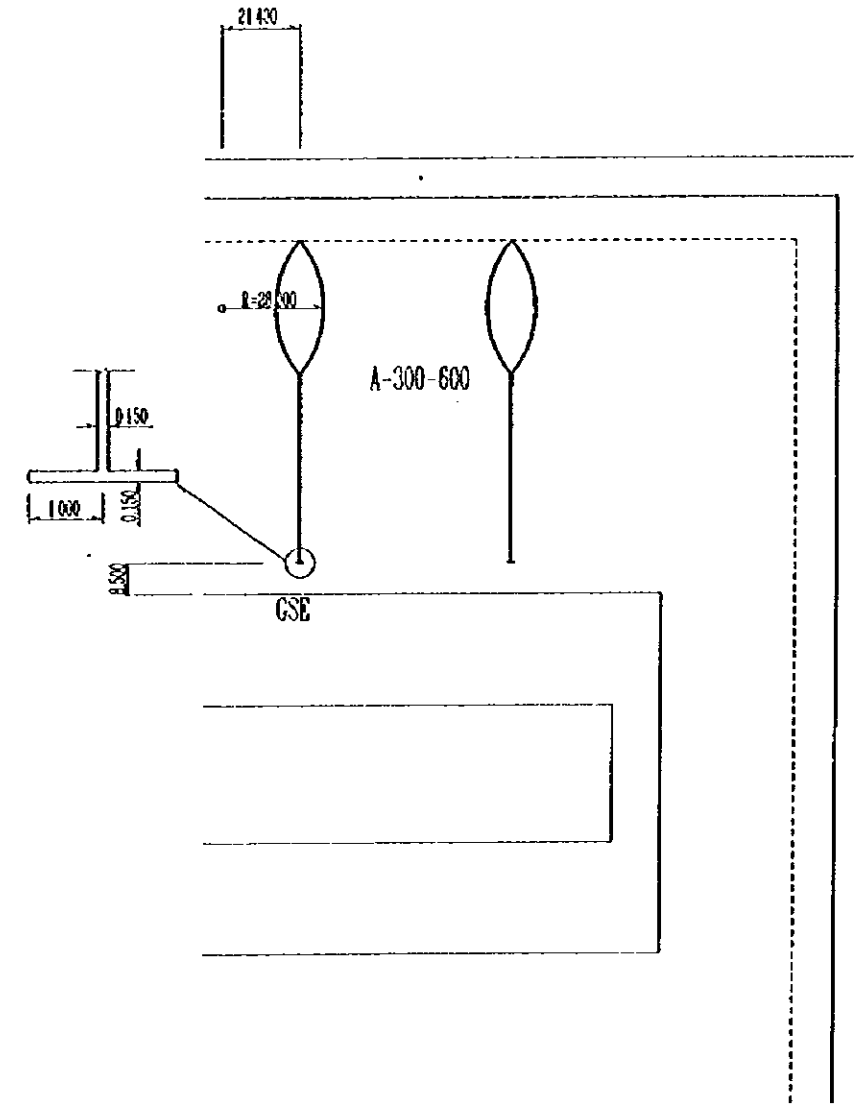
PEOPLE'S REPUBLIC OF CHINA		
SHANGHAI PUDONG INTERNATIONAL AIRPORT PROJECT	JANUARY 1997	
MARKING DETAILS (3/4)		
SCALE	AS SHOWN	DWG1-P12(3/4)
JAPAN INTERNATIONAL COOPERATION AGENCY		



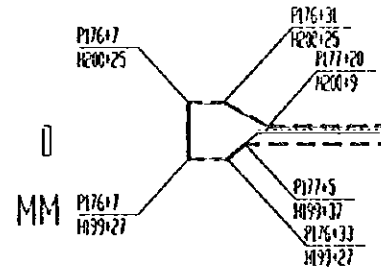
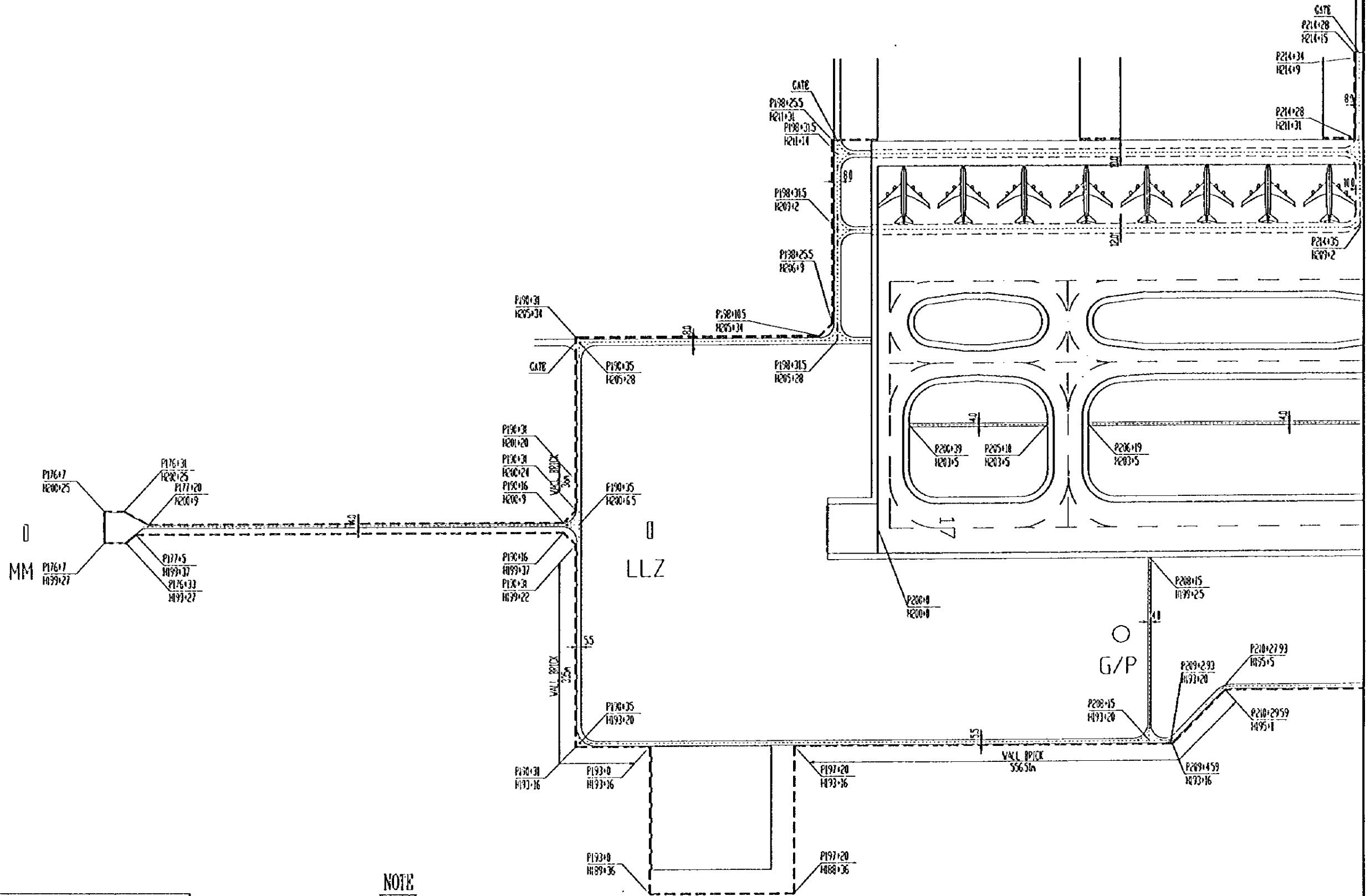
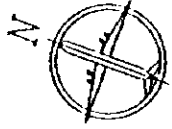
LOADING APRON (A)
(LARGE SCALE AIRCRAFT)



LOADING APRON (B)
(MIDDLE SCALE AIRCRAFT)

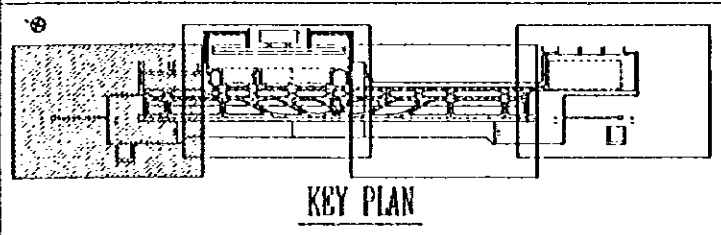


PEOPLE'S REPUBLIC OF CHINA	
SHANGHAI PUDONG INTERNATIONAL AIRPORT PROJECT	JANUARY 1997
MARKING DETAILS (1/4)	
SCALE	1:1000
DWG1-P12(1/4)	
JAPAN INTERNATIONAL COOPERATION AGENCY	

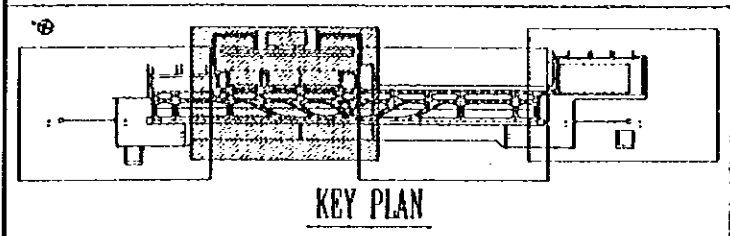
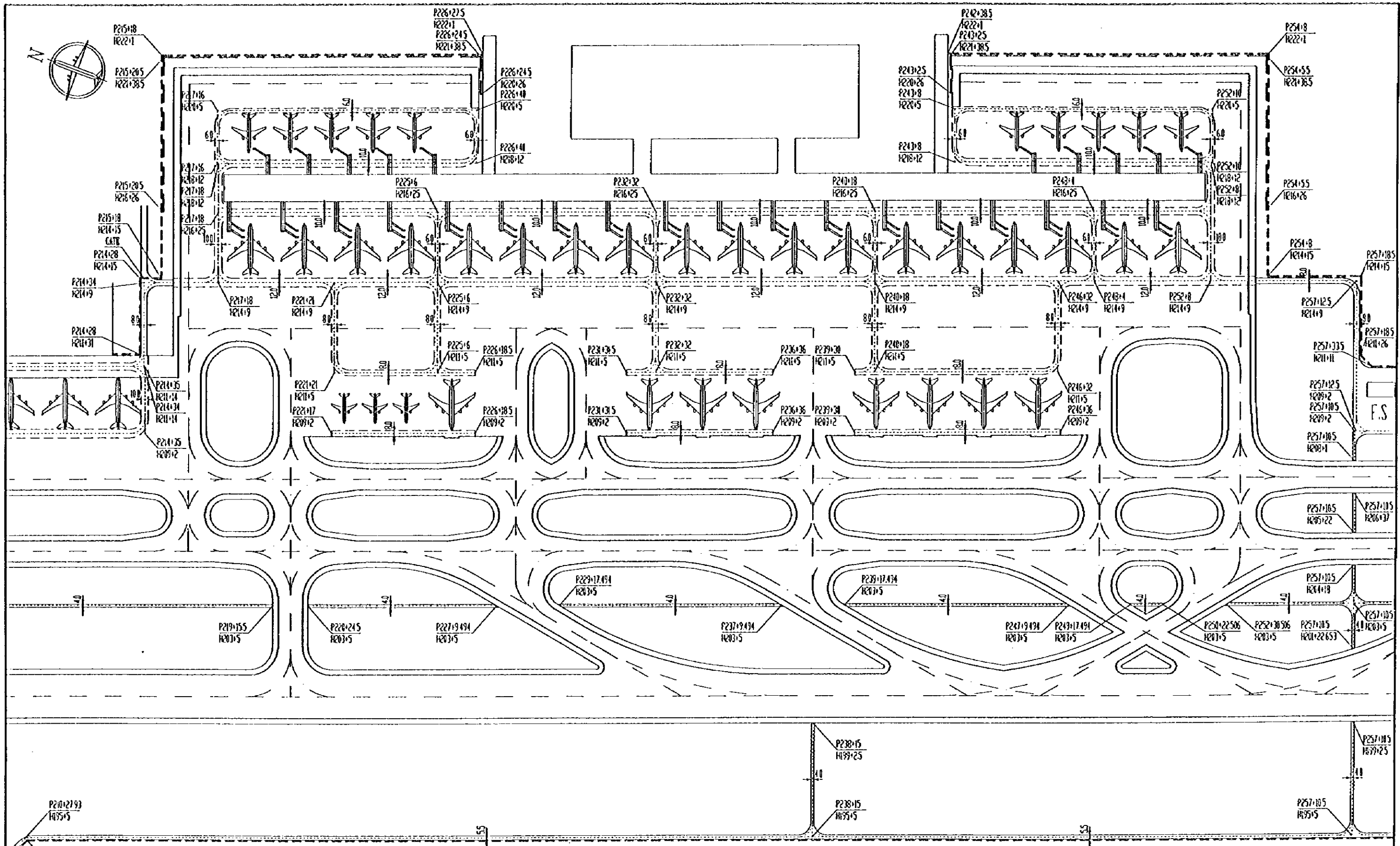


NOTE

- PERIMETER FENCE
- BLAST FENCE
- CSE ROAD
- ===== PERIMETER & MAINTENANCE ROAD

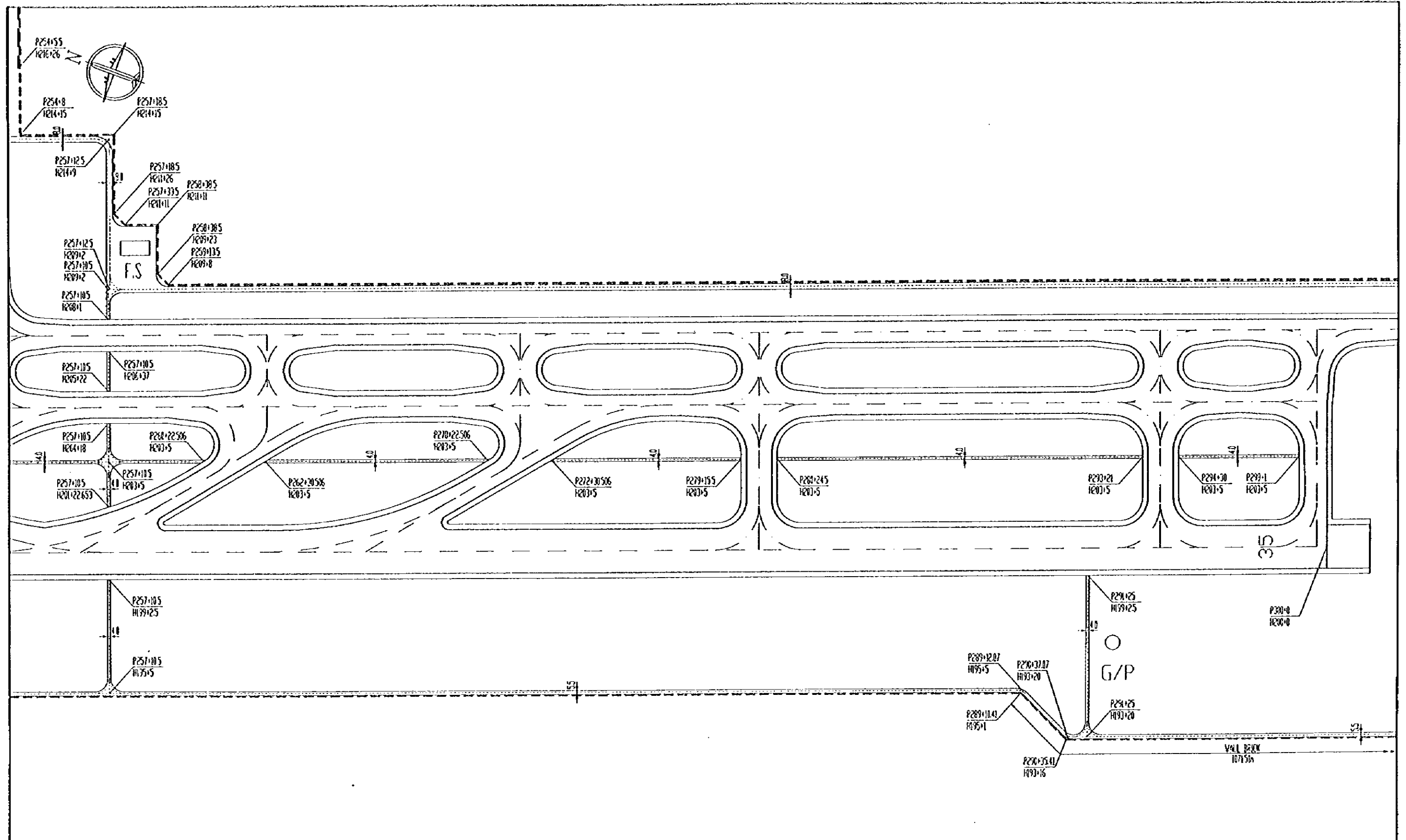


PEOPLE'S REPUBLIC OF CHINA	
SHANGHAI PUDONG INTERNATIONAL AIRPORT PROJECT	JANUARY 1997
RELATED FACILITIES LAYOUT (1/4)	
SCALE	DWG1-R1(1/4)
JAPAN INTERNATIONAL COOPERATION AGENCY	



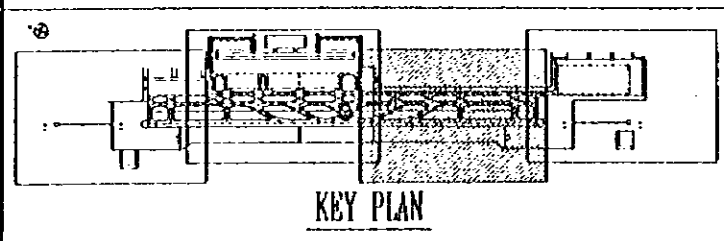
- NOTE**
- PERIMETER FENCE
 - - - BLAST FENCE
 - ==== GSE ROAD
 - ===== PERIMETER & MAINTENANCE ROAD

PEOPLE'S REPUBLIC OF CHINA	
SHANGHAI PUDONG INTERNATIONAL AIRPORT PROJECT	JANUARY 1997
RELATED FACILITIES LAYOUT (2/4)	
SCALE	1:1000 DWG1-R1(2/4)
JAPAN INTERNATIONAL COOPERATION AGENCY	

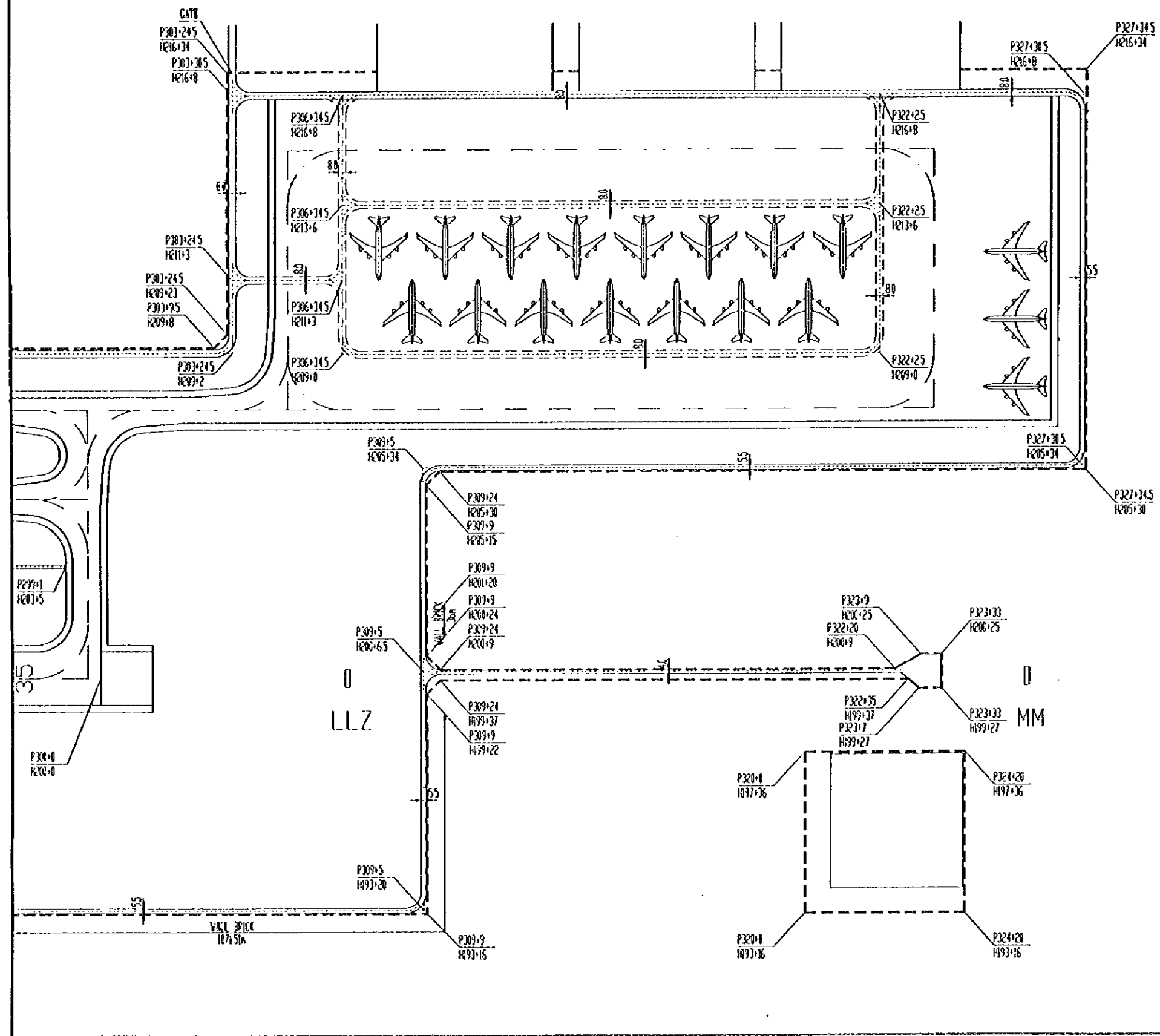
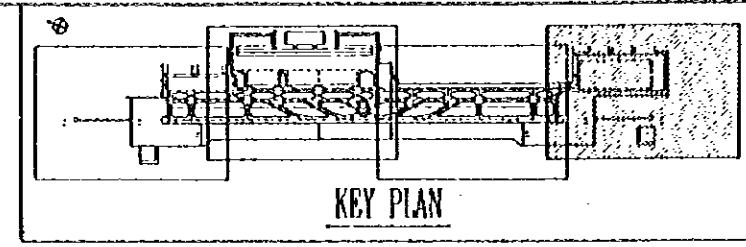
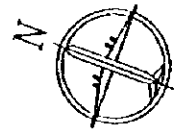


NOTE

- PERIMETER FENCE
- BLAST FENCE
- GSE ROAD
- ===== PERIMETER & MAINTENANCE ROAD



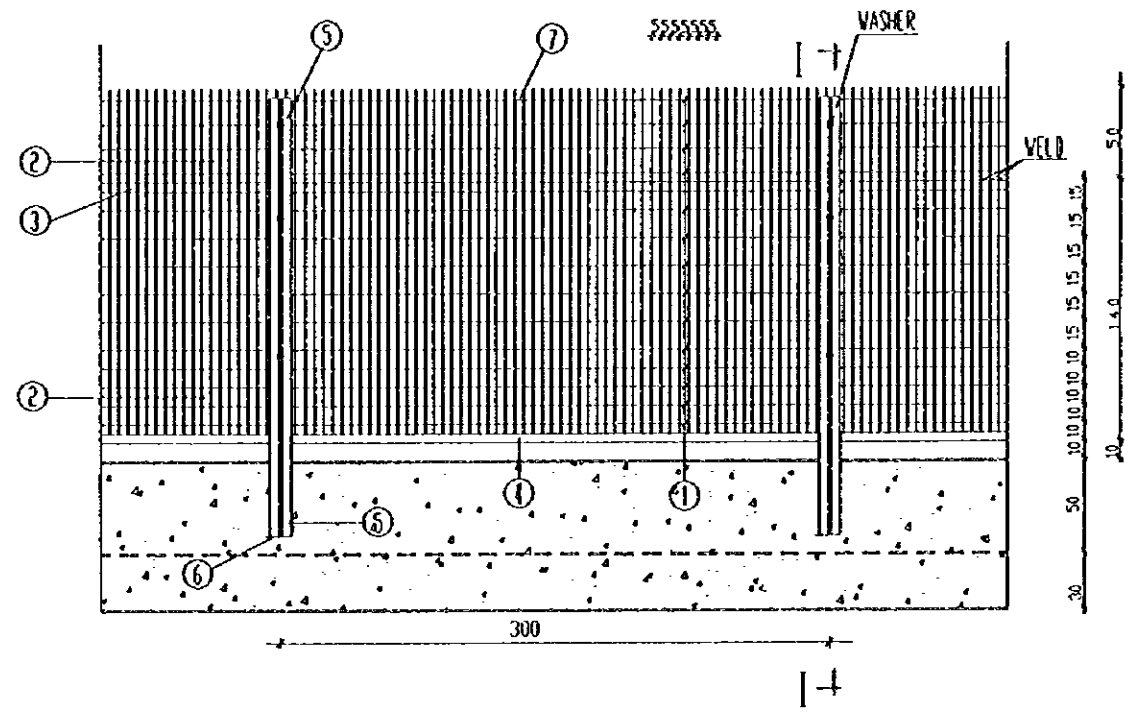
PEOPLE'S REPUBLIC OF CHINA	
SHANGHAI PUDONG INTERNATIONAL AIRPORT PROJECT	JANUARY 1997
RELATED FACILITIES LAYOUT (3/4)	
SCALE	DWG-RI(3/4)
JAPAN INTERNATIONAL COOPERATION AGENCY	



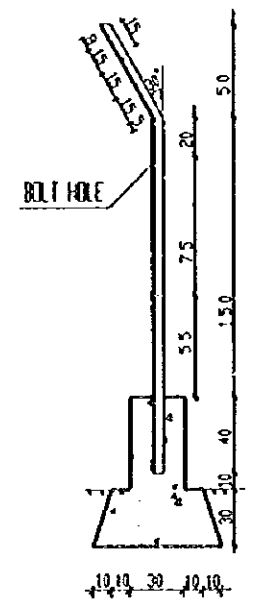
NOTE

- PERIMETER FENCE
- BLAST FENCE
- ===== GSE ROAD
- ===== PERIMETER & MAINTENANCE ROAD

PEOPLE'S REPUBLIC OF CHINA	
SHANGHAI PUDONG INTERNATIONAL AIRPORT PROJECT	JANUARY 1997
RELATED FACILITIES LAYOUT (4/4)	
SCALE 1:1000	DWG1-R1(4/4)
JAPAN INTERNATIONAL COOPERATION AGENCY	



ELEVATION



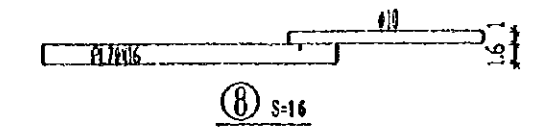
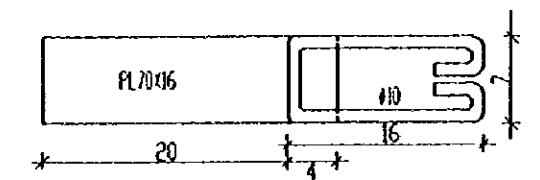
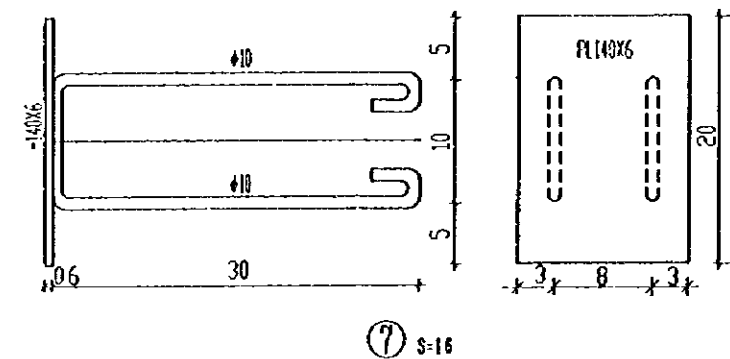
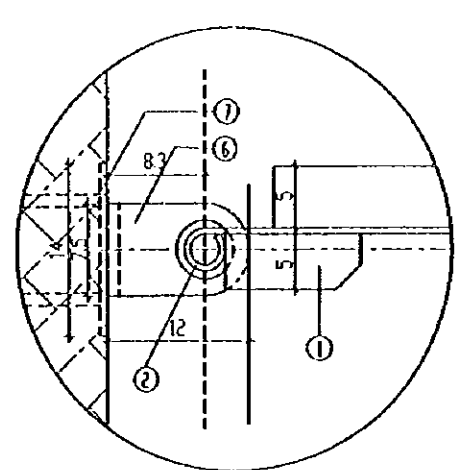
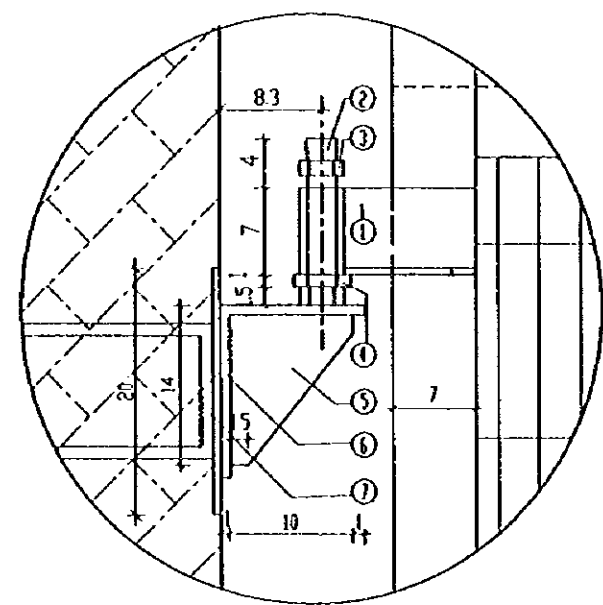
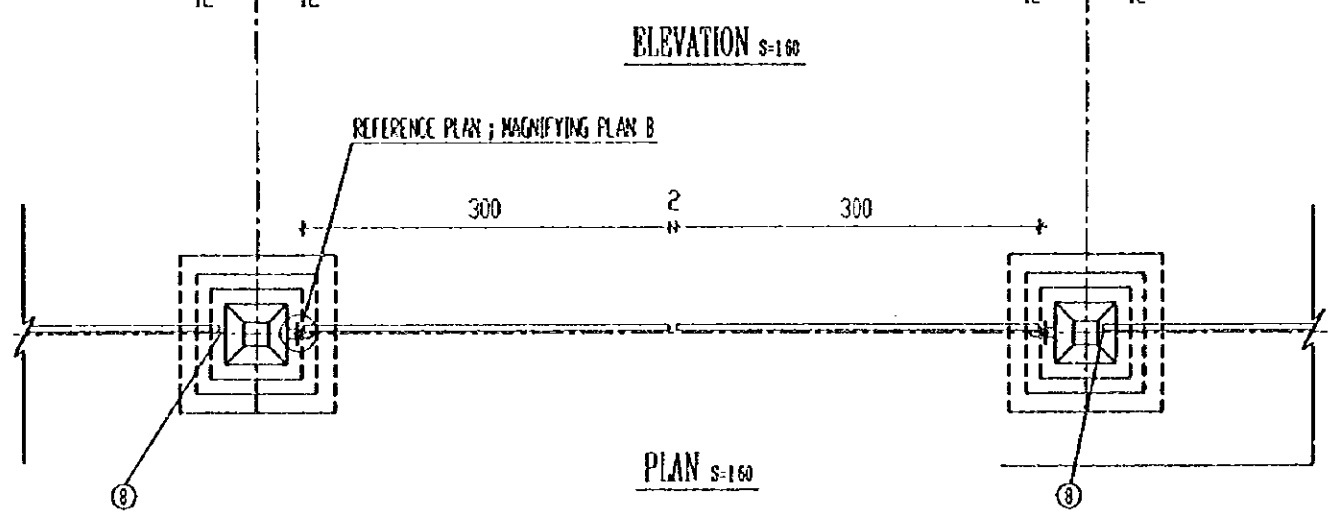
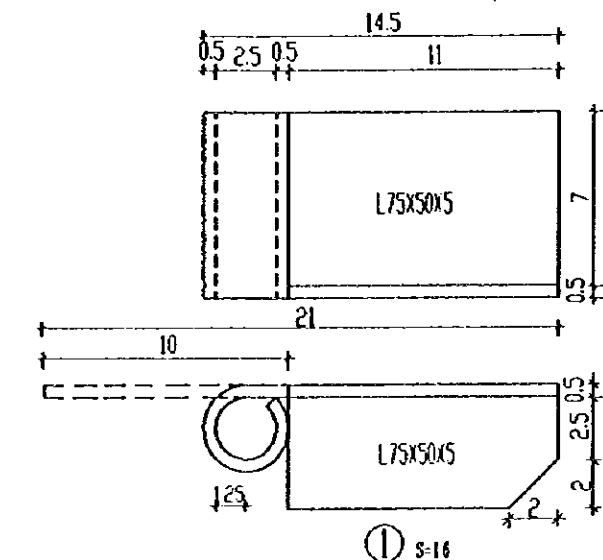
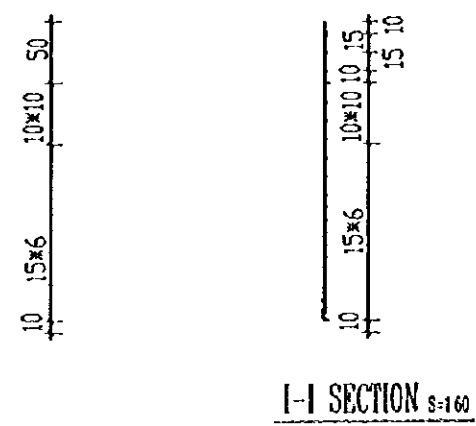
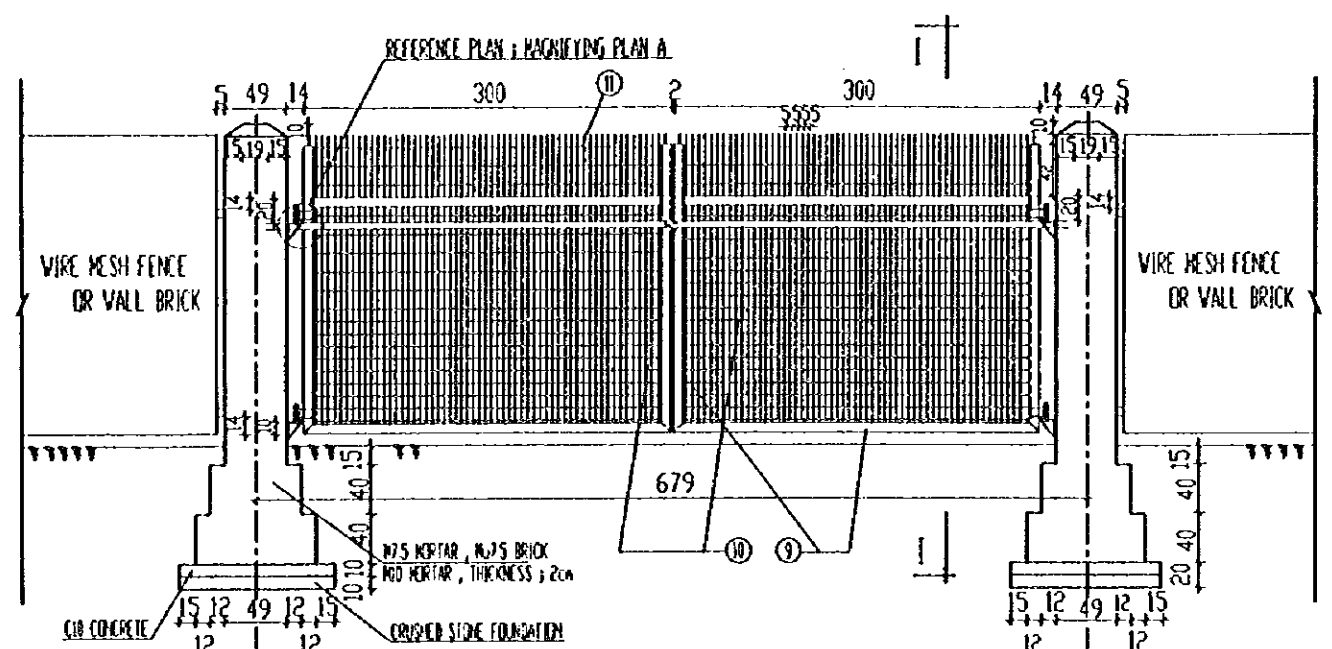
I-I SECTION

QUANTITIES OF MATERIAL

UNIT : EACH 3m

No.	FORM (cm)	SHAPE (mm)	LENGTH (cm)	No's	TOTAL LENGTH	UNIT WEIGHT (kg/m)	TOTAL WEIGHT (kg)	TOTAL WEIGHT	
								SHAPE (mm)	WEIGHT (kg)
STEEL MATERIAL	①	2985	#5	2985	13	33.81	0.154	#5	23.84
	②	1965	#5	1965	59	115.94	0.154	L50x50x5	29.56
	③	300	PL70x5 (120)	3000	1	300	2.75	PL8	0.31
	④	300	L50x50x5	3000	1	300	3.77	#20	7.39
	⑤	242	L50x50x5	2420	2	4.84	3.77	PL70x5 (120)	0.25
	⑥	7x7	PL8	7x7	1 BLOCK	0.0049m	62.8kg/m ²		
	⑦	2985	#20	2985	1	2.99	2.47		
CEMENT CONCRETE		20MPa					0.93m ³		

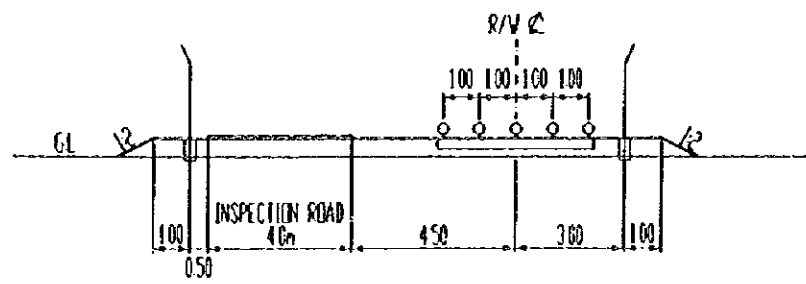
PEOPLE'S REPUBLIC OF CHINA	
SHANGHAI PUDONG INTERNATIONAL AIRPORT PROJECT	JANUARY 1997
STANDARD DETAILS FOR PERIMETER FENCE (STEEL TYPE)	
SCALE	DWG1-R2(1/2)
JAPAN INTERNATIONAL COOPERATION AGENCY	



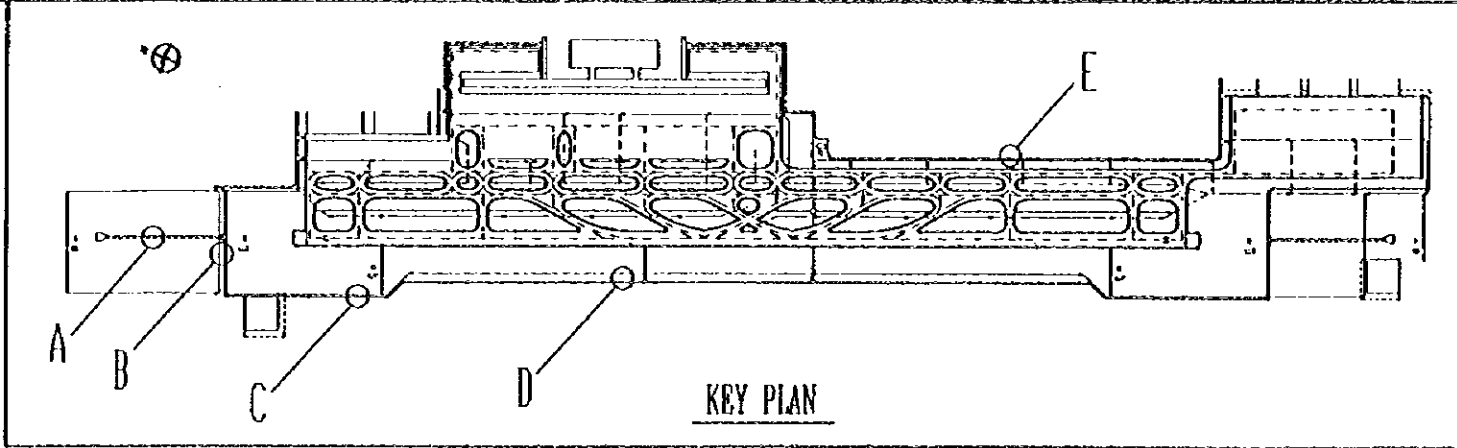
QUANTITIES OF MATERIAL

No	MATERIALS	UNIT	NO'S	UNIT WEIGHT kg/m	TOTAL WEIGHT kg	VOLUME m ³
①	L75x50x5	21	4	884	4808	1.04
②	M24 HEXAGON BOLT	120	4			
③	M24 HEXAGON NUT	M-19	4			
④	M24 WASHER, THICKNESS 10	10	4			
⑤	PL140x6	12	4	843	6280	3.01
⑥	PL140x10	75	4	830	21480	6.45
⑦	PL140x6	20	4	880	6594	5.20
⑧	PL70x16	15	8	636	8517	3.92
⑨	PL70x16	24	4	896	8790	8.44
⑩	M10	485	4	194	8517	1.20
⑪	L75x50x5	2128		2128	1888	102.31
⑫	M5					60.98
⑬	M20					14.82
	BRICK OF PILLAR					2.46
	CONCRETE UNDER PILLAR					0.33
	CRUSHED STONE FOUNDATION UNDER PILLAR					0.33


PEOPLE'S REPUBLIC OF CHINA
 SHANGHAI PUDONG INTERNATIONAL AIRPORT PROJECT JANUARY 1997
 STANDARD DETAILS FOR GATE
 SCALE AS SHOWN DWG1-R3
 JAPAN INTERNATIONAL COOPERATION AGENCY



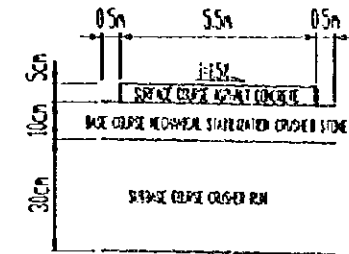
A SECTION s=1:200



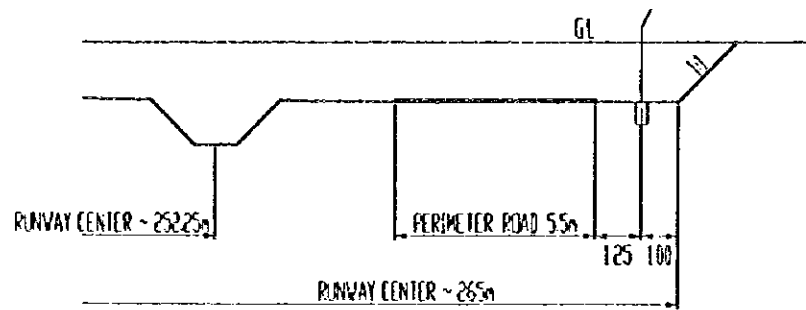
KEY PLAN



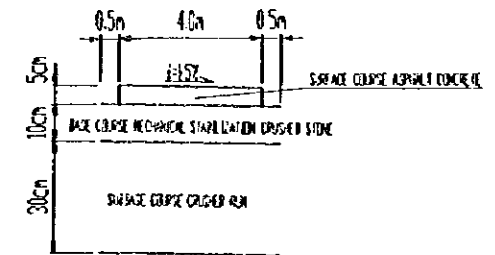
B SECTION s=1:200



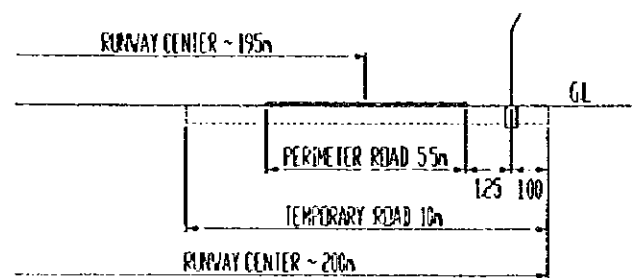
PERIMETER ROAD 1:1.200



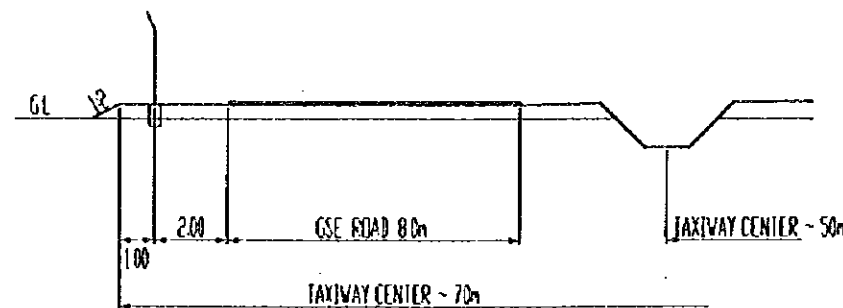
C SECTION s=1:200



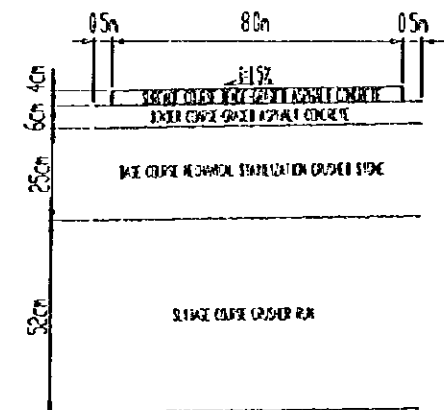
MAINTENANCE ROAD 1:1.200



D SECTION s=1:200

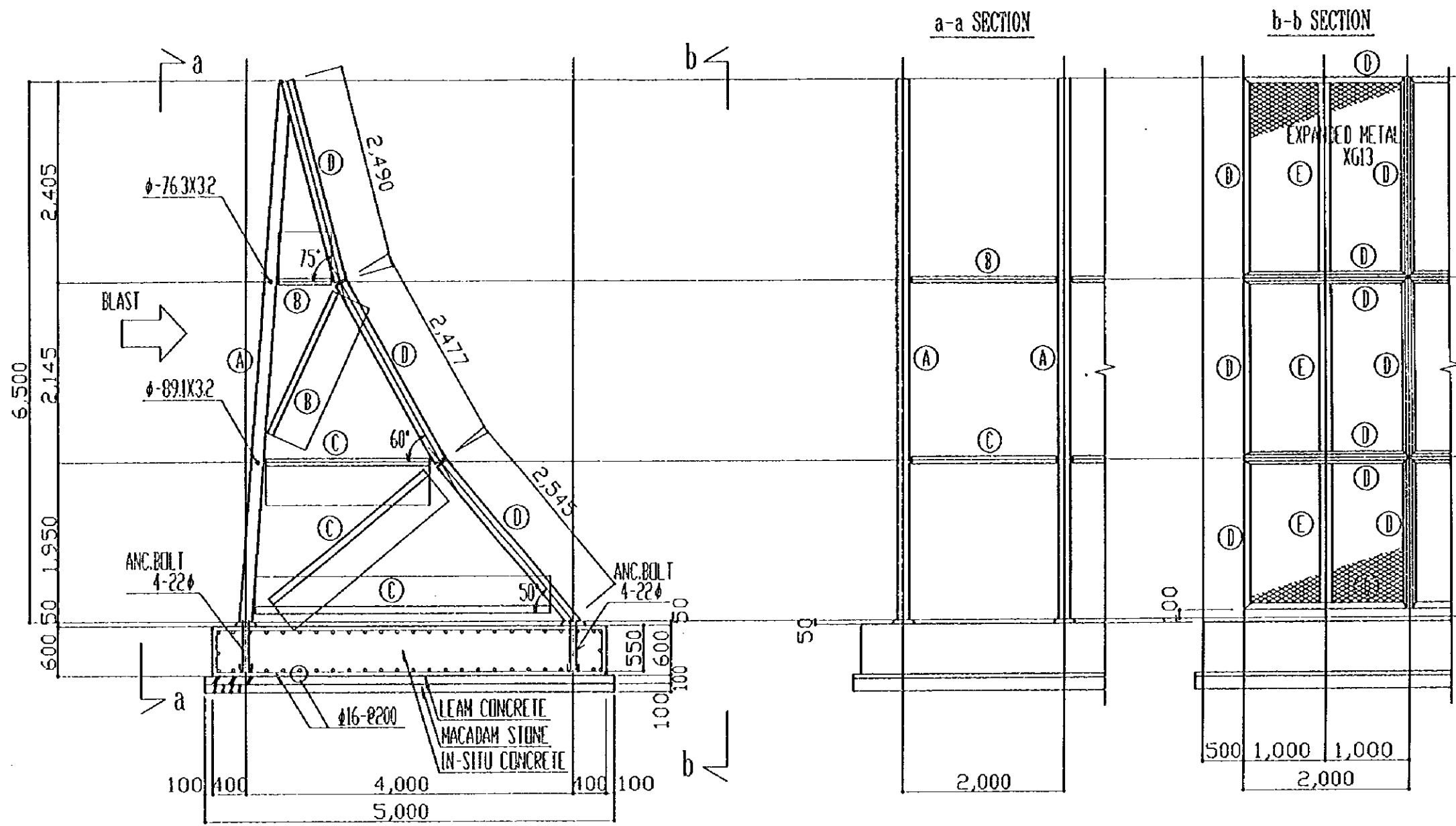


E SECTION s=1:200



GSE ROAD (MAINTENANCE AREA FROM TERMINAL AREA) 1:1.200

PEOPLE'S REPUBLIC OF CHINA	
SHANGHAI PUDONG INTERNATIONAL AIRPORT PROJECT	JANUARY 1997
STANDARD DETAILS FOR AIRFIELD SERVICE ROAD	
SCALE	AS SHOWN DWG1-R4
JAPAN INTERNATIONAL COOPERATION AGENCY	



QUANTITIES OF MATERIAL

THE UPPER PART

MARK	MATERIALS	LENGTH (m)	NUMBER	UNIT WEIGHT (kg/m)	TOTAL (kg)
(A)	H-150X150X7X10	6.500	2	311	404.3
		0.636	2	58	73
(B)	#76.3X32	2.000	1	58	116
		2.000	1	6.78	1356
(C)	#89.1X32	2.012	2	6.78	273
		2.455	2	6.78	333
		3.607	2	6.78	489
		2.490	2	186	926
		2.477	2	186	921
		2.545	2	186	947
		2.000	6	186	2232
(D)	I-150X75X6.5X10	2.405	2	186	894.7
		2.145	2	186	797.9
		1.950	2	186	725.4
		6.400	1	31.77	20333
(E)	CF-150X150X6.5X9	13,000x2		332	4316
TOTAL (kg)					19256

THE LOWER PART

MARK	MATERIALS	LENGTH (m)	NUMBER	UNIT WEIGHT (kg/m)	TOTAL (kg)
ANC. BOLT	#22	0.750	8	0.224	13
REINFORCED	#16	2.000	52	158	1643
		10.400	10	158	1643
CONCRETE	4800X0.600	2.000			58 (m ³)
LEAN CONCRETE	0.100X5.000	2.000			10 (m ³)
MACADAM STONE	0.100X5.000	2.000			10 (m ³)

EXPAND METAL XG13

