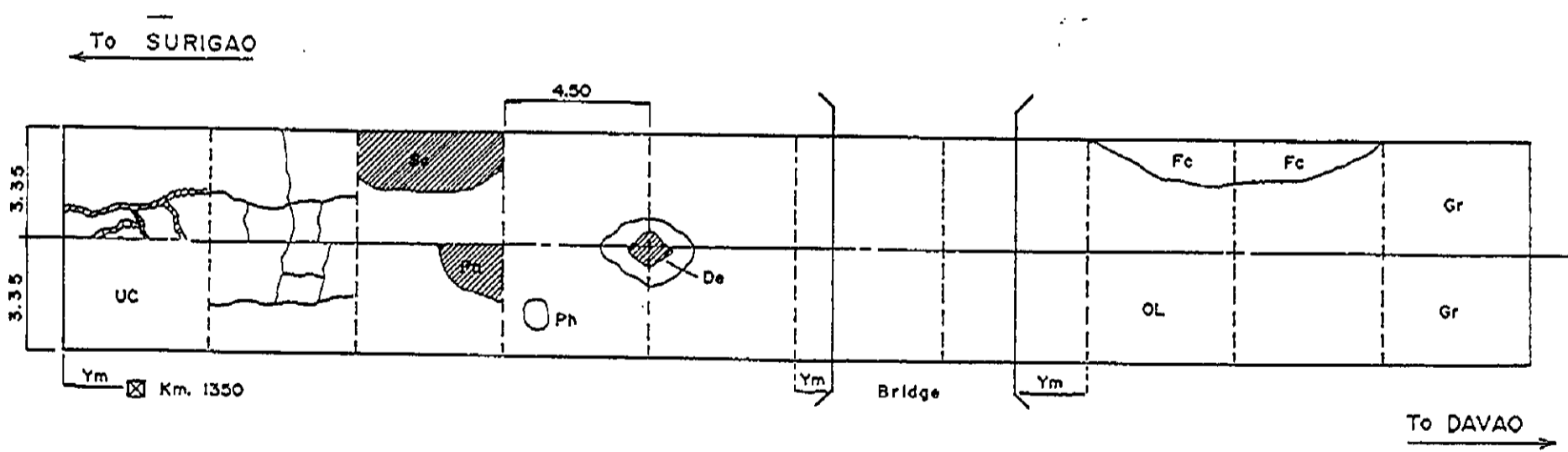


PAN-PHILIPPINE HIGHWAY IMPROVEMENT PROJECT
(MINDANAO SECTION)

PAVEMENT DISTRESS SURVEY
PACKAGE 19

Km.1497+000 - Km.1516+000

DECEMBER , 1996



LEGENDS :

- | | | |
|------------------------------|-------------------|--|
| 1. Cracks | Open Cracks ——— | 8. Overlay —OL (Sketch area of pavement with overlay) |
| | Sealed Cracks ——— | 9. Under Construction - UC |
| 2. Potholes - Ph | | 10. Gravel -Gr (Except Under Construction) |
| 3. Patching - Pa | | ii. Other Information |
| 4. Cracks with Faulting - Fc | | • Kilometer Post |
| 5. Scaling - Sc | | • Bridge |
| 6. Depression - De | | |
| 7. Pop out - Po | | |

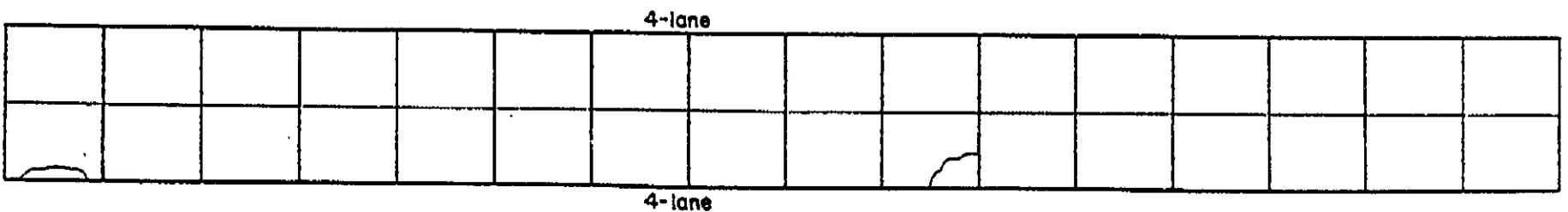
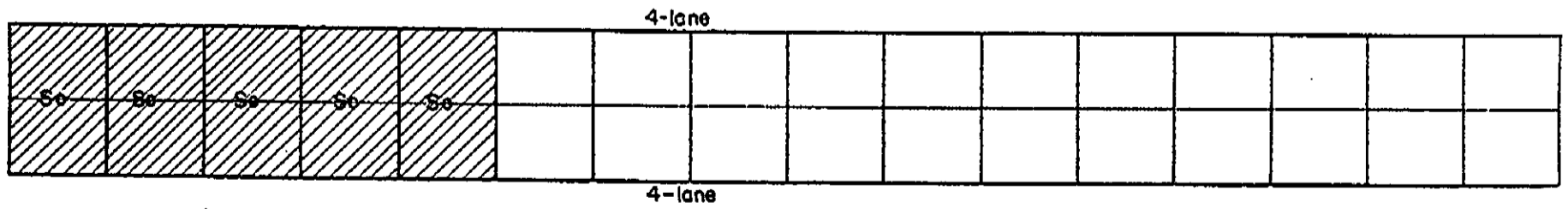
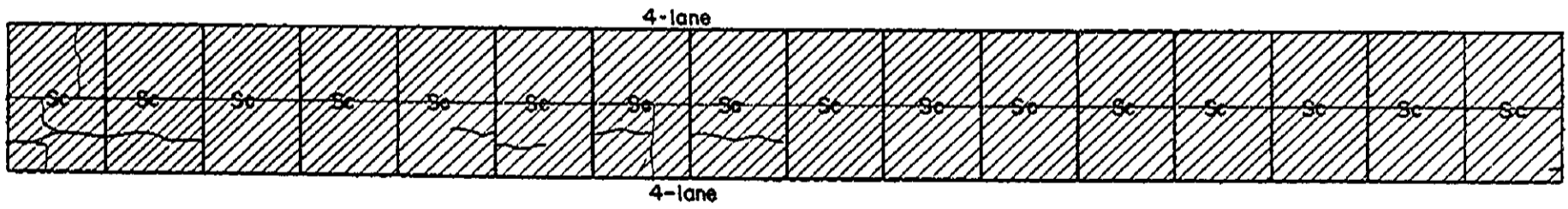
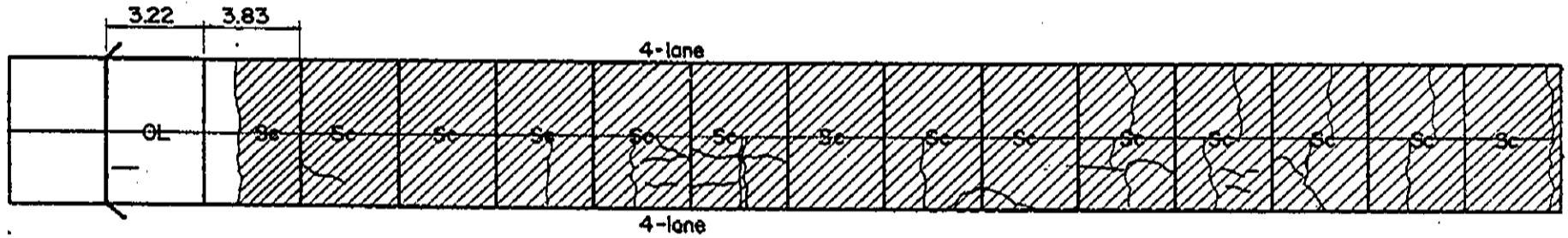
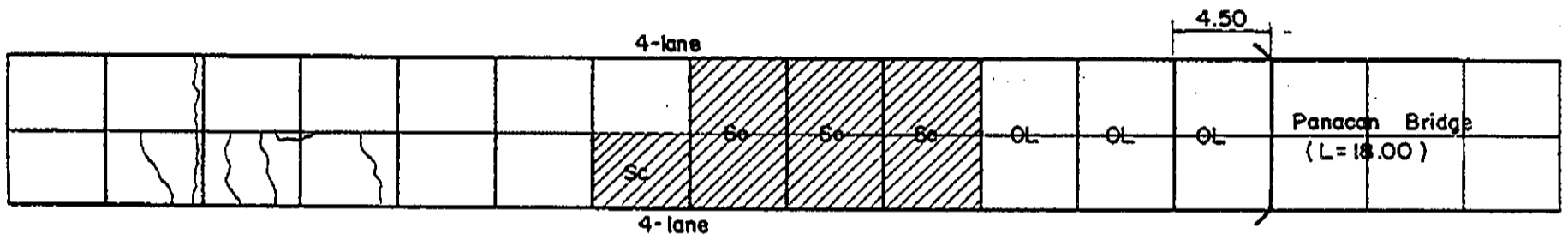
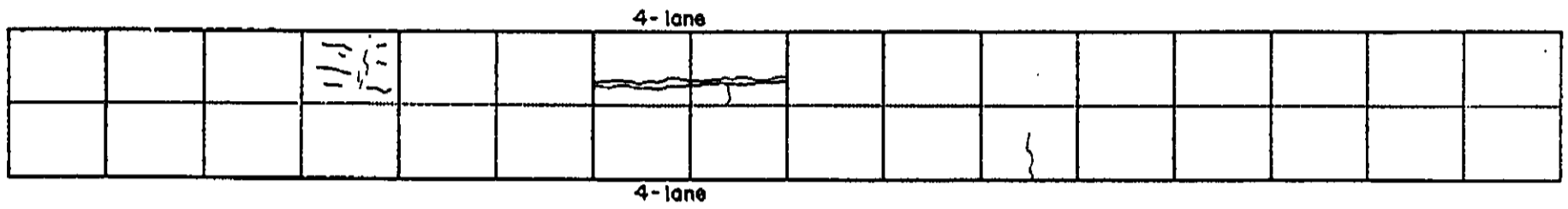
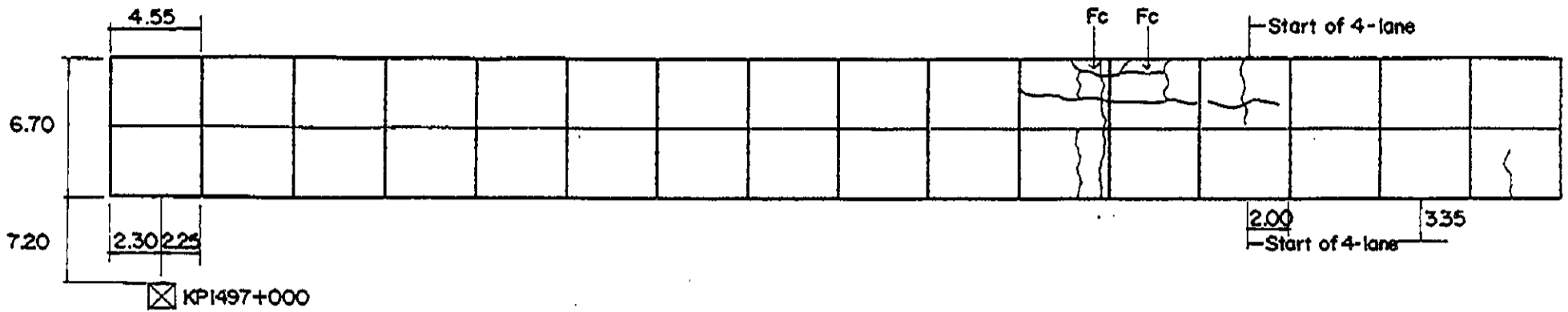
FIGURE 2.1-1 LEGENDS USED FOR SKETCHING PAVEMENT DISTRESS

INVENTORY OF PAVEMENT SURFACE CONDITION

Date: 11-9-95

Sheet No: 1/3

Km. 1497+000

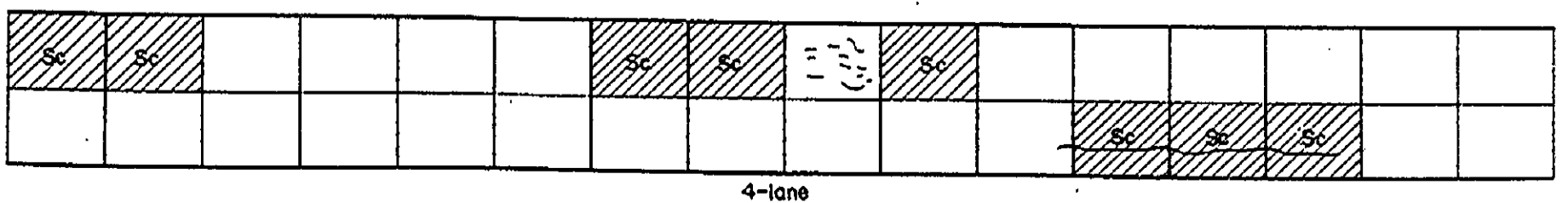
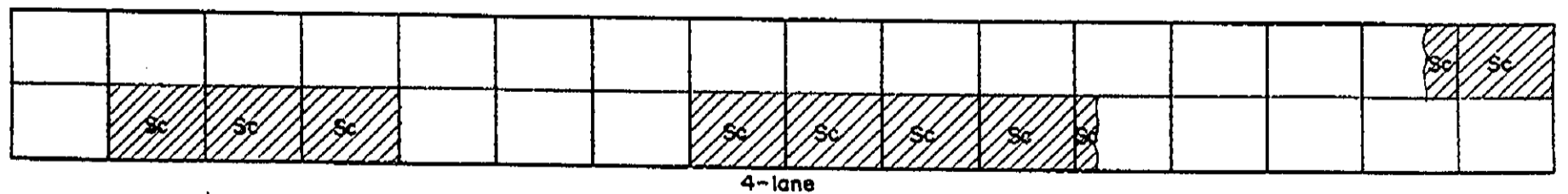
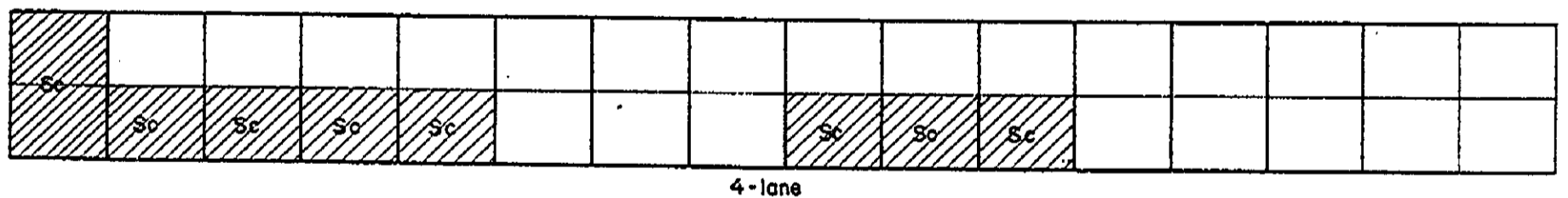
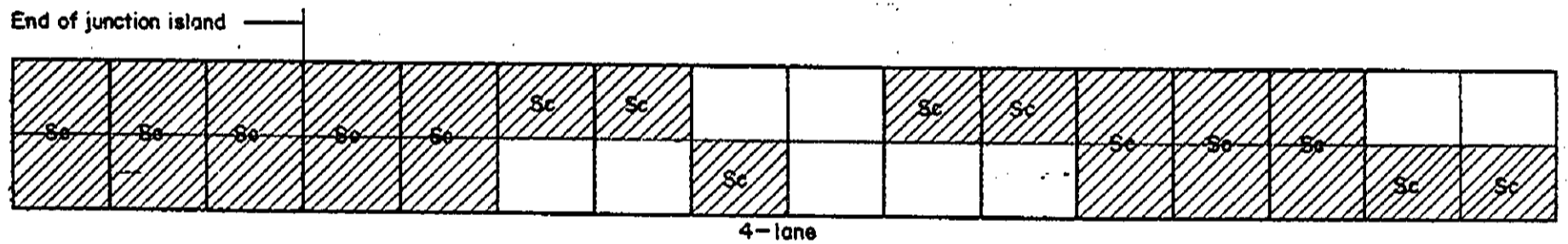
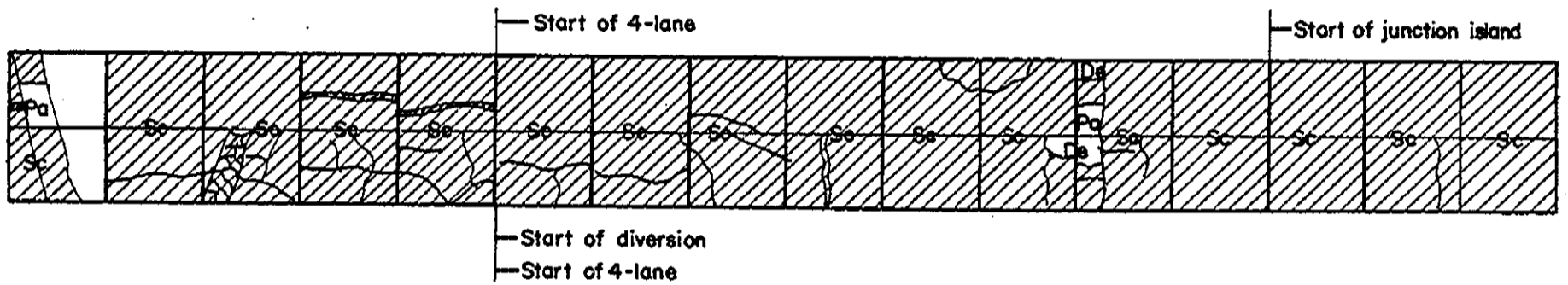
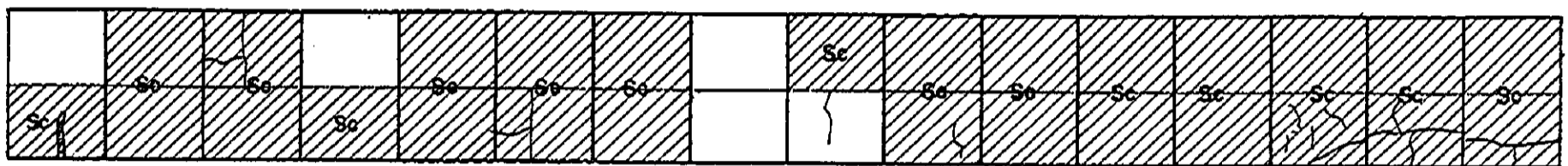
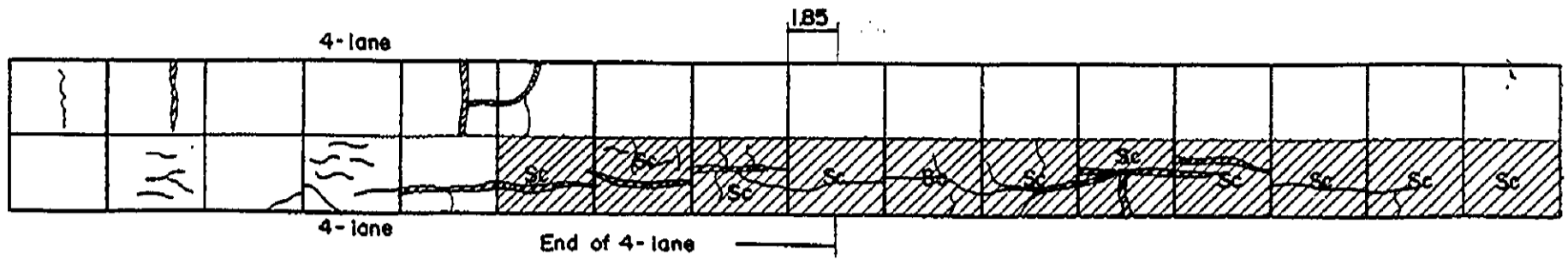


INVENTORY OF PAVEMENT SURFACE CONDITION

Km. 1497 +000

Date: 11-9-95

Sheet No: 2/3

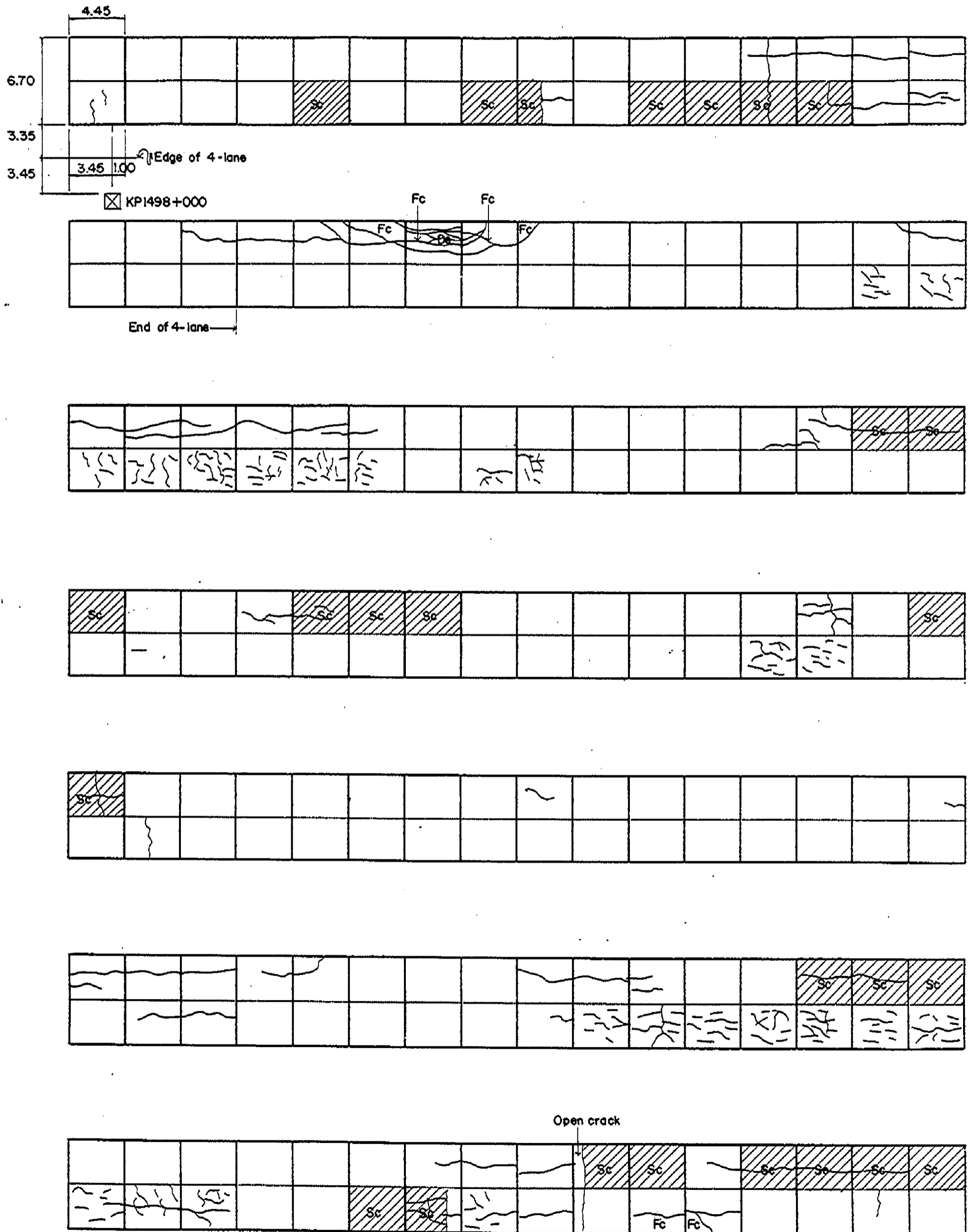


INVENTORY OF PAVEMENT SURFACE CONDITION

Date : 11-9-95

Sheet No : 1/2

Km. 1498+000



INVENTORY OF PAVEMENT SURFACE CONDITION

Date : 11-9-95

Km. 1498+000

Sheet No : 2/2

| | | | | | | | | | | | | |
|----|----|----|----|----|----|----|----|----|----|----|----|----|
| Sc | Sc | Sc | Sc | | | Sc | Sc | | Sc | Sc | Sc | Sc |
| | | | Sc | Sc | Sc | Sc | Sc | Po | | | | |

| | | | | | | | | | | | | | | | |
|--|----|----|----|--|----|----|--|--|--|----|----|----|----|----|----|
| | | | | | Sc | Sc | | | | Sc | Sc | Sc | Sc | Sc | Sc |
| | Sc | Sc | Sc | | | | | | | | | | | | |

| | | | | | | | | | | | | | | | |
|----|----|----|----|----|--|--|--|----|----|----|----|----|----|----|--|
| Sc | Sc | Sc | Sc | Sc | | | | Sc | Sc | Sc | Sc | Sc | Sc | Sc | |
| | | | | | | | | | | | | | | | |

| | | | | | | | | | | | | | | | |
|--|--|--|----|----|--|--|--|--|--|--|--|--|----|--|----|
| | | | Sc | Sc | | | | | | | | | Sc | | Sc |
| | | | | | | | | | | | | | Sc | | Sc |

| | | | | | | | | | | | | | | | |
|----|----|----|----|----|--|--|--|--|--|--|--|--|--|--|--|
| Sc | Sc | Sc | Sc | Sc | | | | | | | | | | | |
| | | | | | | | | | | | | | | | |

| | | | | | | | | | | | | | | | |
|--|--|--|--|--|--|--|--|--|--|--|--|--|--|--|--|
| | | | | | | | | | | | | | | | |
| | | | | | | | | | | | | | | | |

| | | | | | | | | | | | | | | | |
|--|--|--|--|----|----|--|--|--|--|--|--|--|--|--|--|
| | | | | | | | | | | | | | | | |
| | | | | Sc | Sc | | | | | | | | | | |

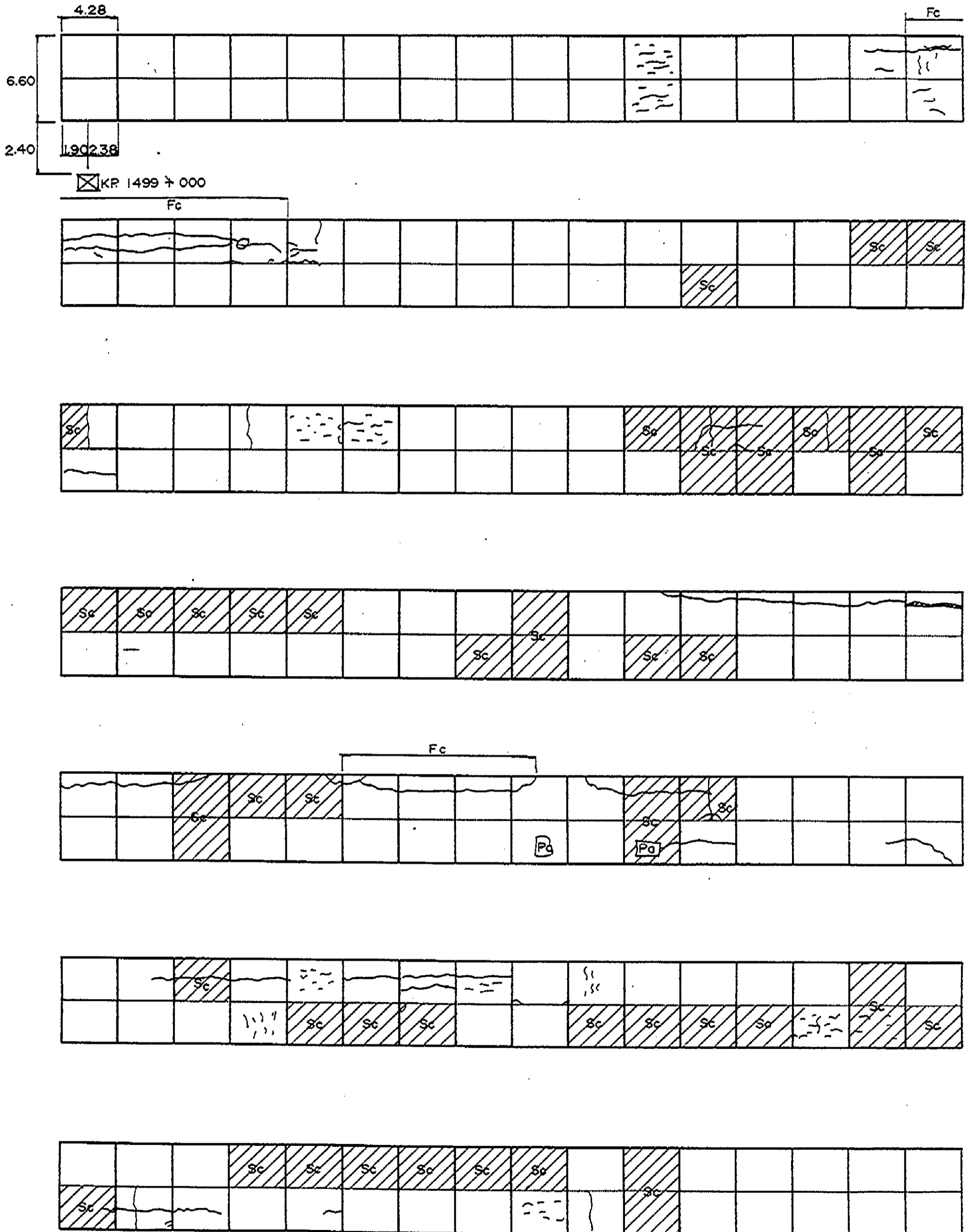
4.28
6.66
190 238 2.40
☒ KPI499+000

INVENTORY OF PAVEMENT SURFACE CONDITION

Date: 11 - 9 - 95

Km. 1499 + 000 - 1501 + 000

Sheet No: 1/6

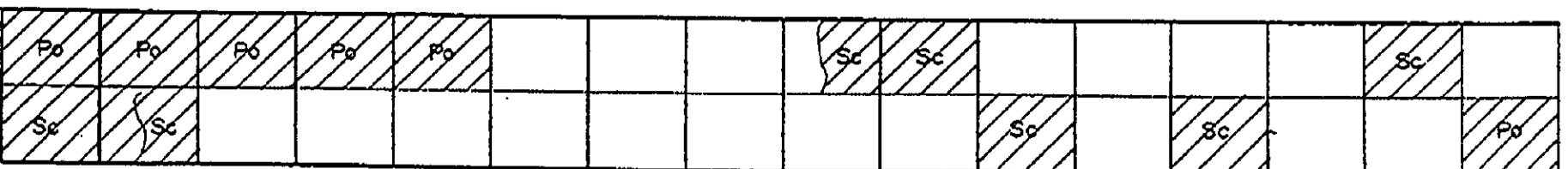
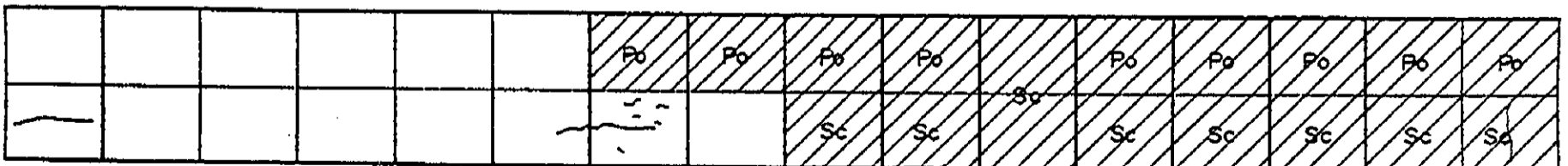

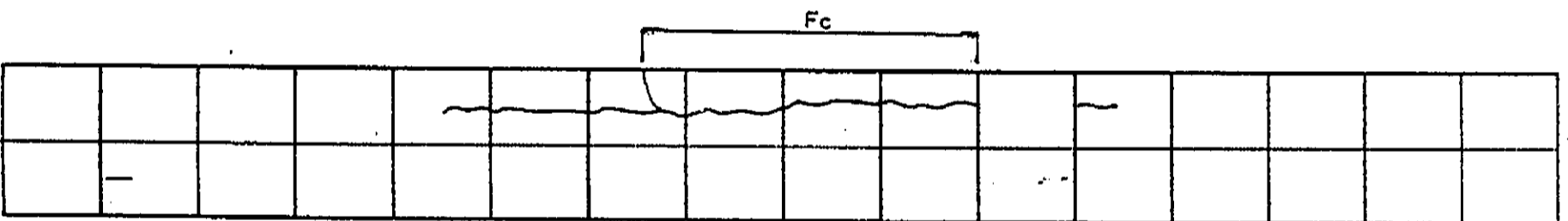
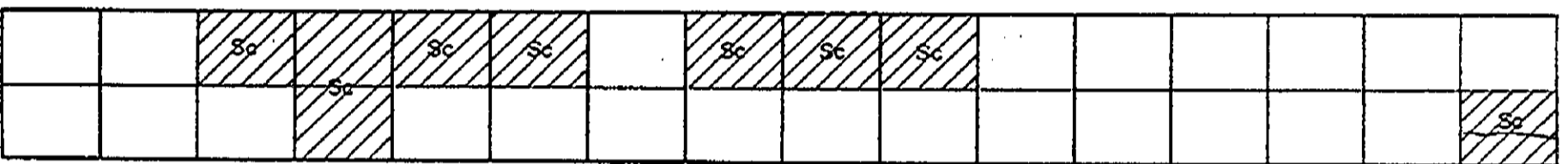
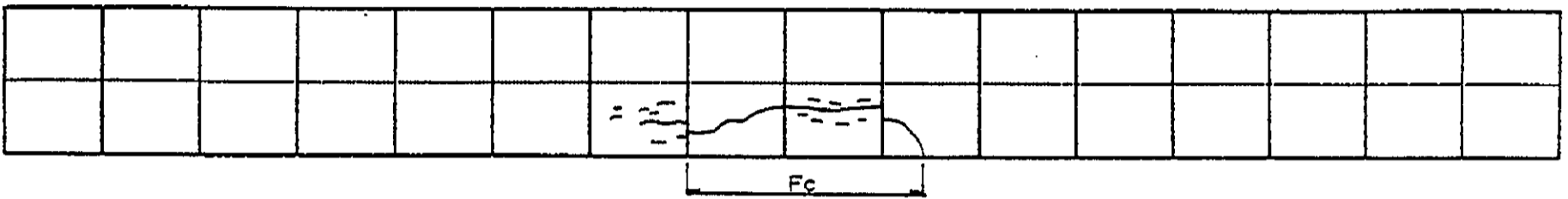
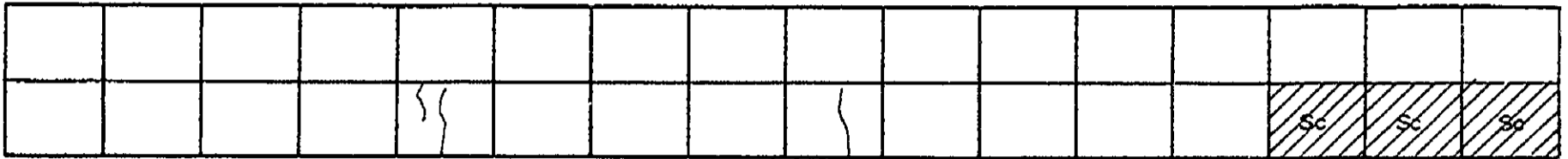


INVENTORY OF PAVEMENT SURFACE CONDITION

Date : 11 - 9 - 95

Km. 1499 + 000 - 1501 + 000

Sheet No : 2/6



INVENTORY OF PAVEMENT SURFACE CONDITION

Km. 1499 + 000 - 1501 + 000

Date: 11 - 9 - 95

Sheet No: 4/6

| | | | | | | | | | | | | | | | |
|--|--|----|----|--|--|----|----|----|--|----|----|--|--|----|----|
| | | Sc | | | | | | | | Sc | Sc | | | Sc | Sc |
| | | Sc | Sc | | | Po | Po | Po | | | | | | | |

| | | | | | | | | | | | | | | | |
|----|--|--|--|--|--|--|----|----|--|--|----|----|----|----|--|
| Sc | | | | | | | | | | | | | | | |
| | | | | | | | Po | Po | | | Po | Po | Po | Po | |

| | | | | | | | | | | | | | | | |
|----|----|----|----|----|----|----|----|--|--|--|----|----|----|----|--|
| | | | | | | | | | | | | | | | |
| Po | Po | Po | Po | Po | Po | Po | Po | | | | Po | Po | Po | Po | |

| | | | | | | | | | | | | | | | |
|--|---|--|--|----|----|----|--|--|--|--|--|--|--|--|----|
| | | | | | | | | | | | | | | | |
| | - | | | Po | Po | Po | | | | | | | | | Po |

| | | | | | | | | | | | | | | | |
|----|--|--|--|--|--|--|--|--|--|--|----|----|----|----|--|
| | | | | | | | | | | | | | | | |
| Po | | | | | | | | | | | Po | Po | Sc | Sc | |

| | | | | | | | | | | | | | | | |
|----|--|--|--|--|--|--|--|--|--|--|--|--|--|--|----|
| Fc | | | | | | | | | | | | | | | |
| | | | | | | | | | | | | | | | |
| | | | | | | | | | | | | | | | Po |

| | | | | | | | | | | | | | | | |
|----|----|----|----|----|----|----|----|----|--|--|--|--|--|--|----|
| | | | | Sc | | | Sc | Sc | | | | | | | Sc |
| Po | Po | Po | Po | Po | Po | Po | Po | | | | | | | | |

INVENTORY OF PAVEMENT SURFACE CONDITION

Km. 1499 + 000 - 1501 + 000

Date : 11 - 9 - 95

Sheet No : 5/6

| | | | | | | | | | | | | | | | |
|----|----|--|--|--|--|--|--|--|--|--|--|--|--|--|--|
| Sc | Sc | | | | | | | | | | | | | | |
| | | | | | | | | | | | | | | | |

| | | | | | | | | | | | | | | | |
|--|--|--|--|--|--|--|--|--|--|--|--|--|--|--|--|
| | | | | | | | | | | | | | | | |
| | | | | | | | | | | | | | | | |

| | | | | | | | | | | | | | | | |
|----|--|--|--|--|--|--|--|--|--|--|----|----|----|----|--|
| Po | | | | | | | | | | | Sc | Sc | Sc | Sc | |
| | | | | | | | | | | | | | | | |

| | | | | | | | | | | | | | | | |
|----|----|---------|---------|---------|---------|---------|---------|---------|---------|----|----|----|--|--|--|
| Sc | | | | | | Sc | Sc | Sc | Sc | | | | | | |
| | Po | Sc (Po) | Sc (Po) | Sc (Po) | Sc (Po) | Sc (Po) | Sc (Po) | Sc (Po) | Sc (Po) | Po | Po | Po | | | |

| | | | | | | | | | | | | | | | |
|--|--|--|--|--|--|----|----|----|----|--|--|--|--|--|----|
| | | | | | | Sc | Sc | Sc | Sc | | | | | | Sc |
| | | | | | | | | | | | | | | | |

| | | | | | | | | | | | | | | | |
|----|----|--|--|--|--|----|----|----|----|----|----|----|--|--|--|
| Sc | Sc | | | | | Sc | Sc | Sc | Sc | Sc | Sc | Sc | | | |
| | | | | | | | | | | Po | Po | | | | |

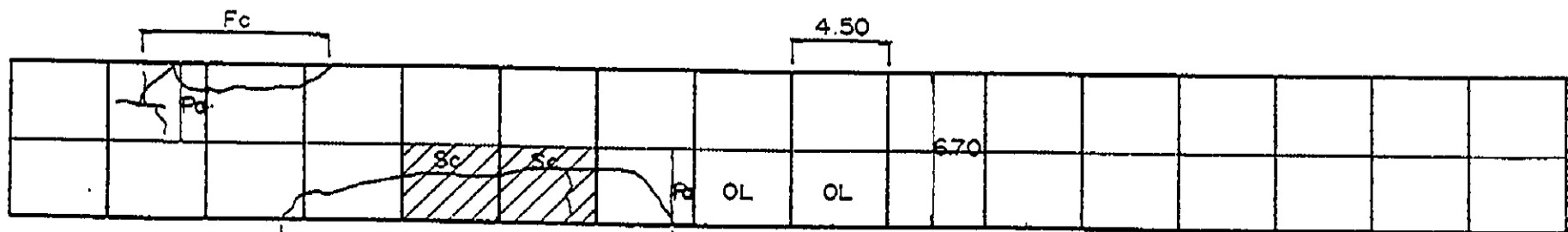
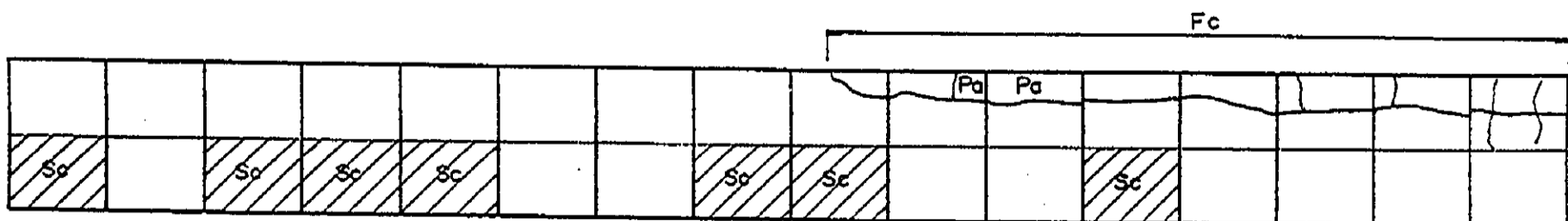
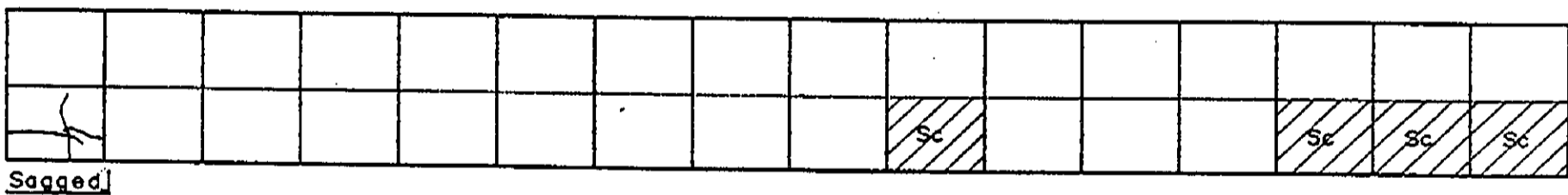
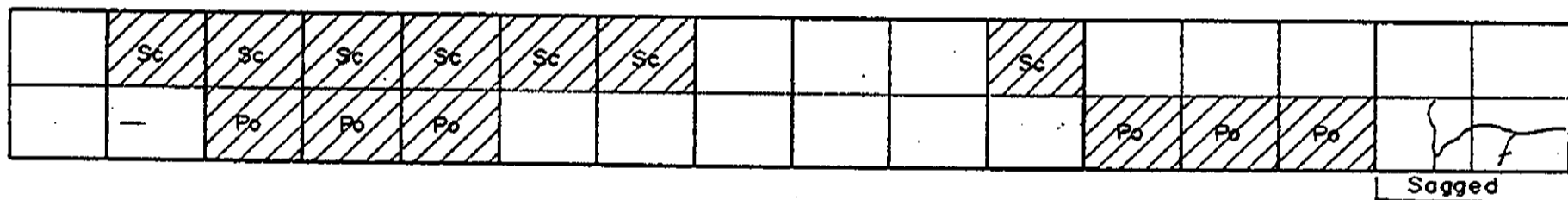
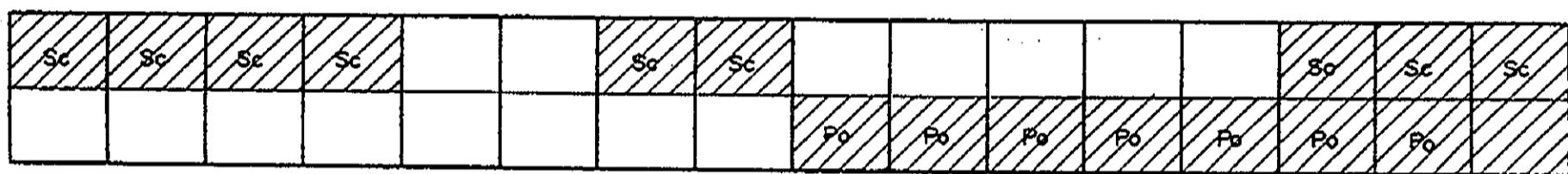
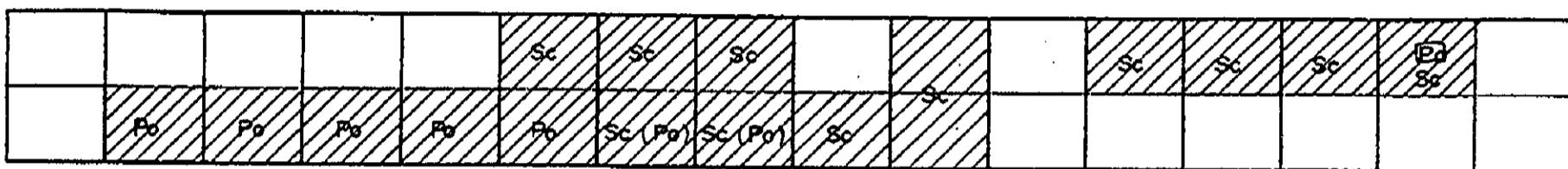
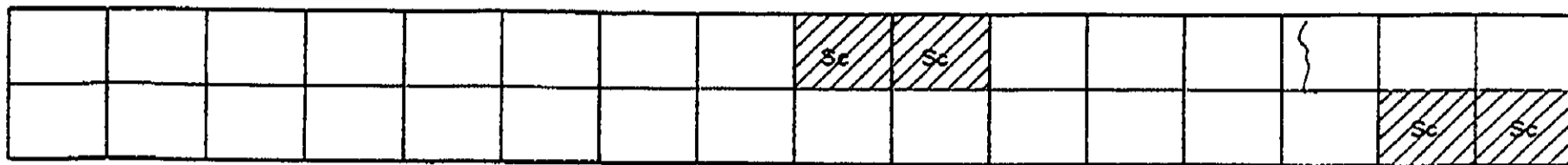
| | | | | | | | | | | | | | | |
|--|--|--|----|----|--|----|----|----|----|----|--|--|--|--|
| | | | | | | Sc | Sc | Sc | Sc | Sc | | | | |
| | | | Po | Po | | | | | | | | | | |

INVENTORY OF PAVEMENT SURFACE CONDITION

Km. 1499 + 000 - 1501 + 000

Date: 11 - 9 - 95

Sheet No: 6/6




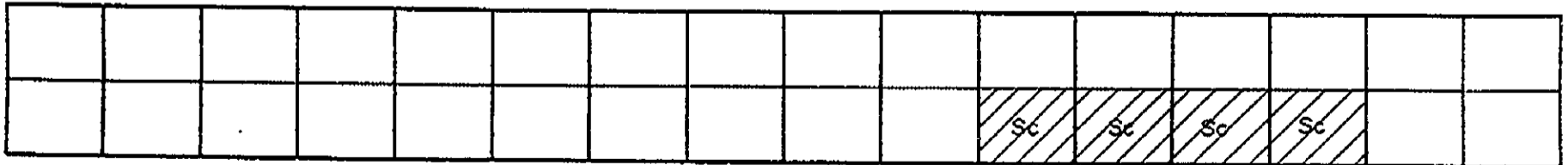

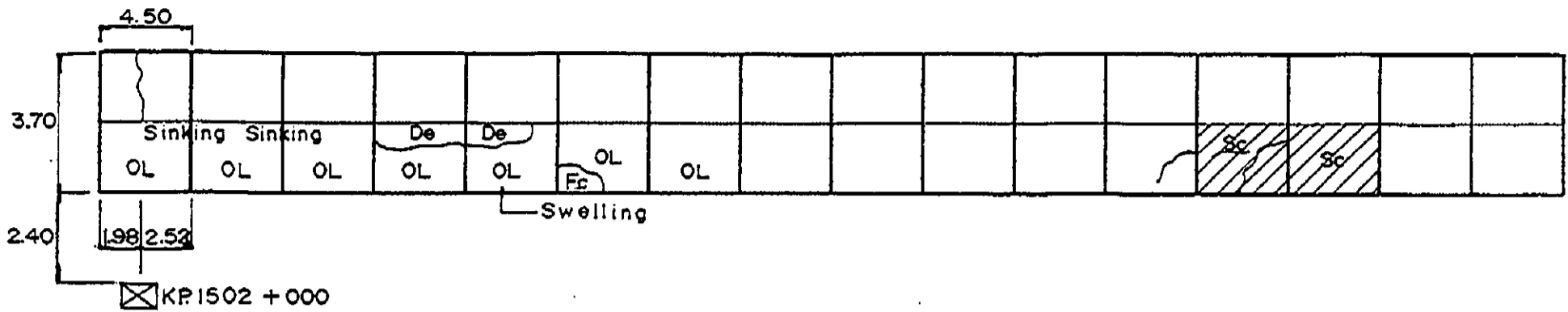
1982.52 2.40
 ⊠ KP 1502 + 000

INVENTORY OF PAVEMENT SURFACE CONDITION

Date: 11 - 9 - 95

Sheet No: 1/2

Km. 1502 + 000

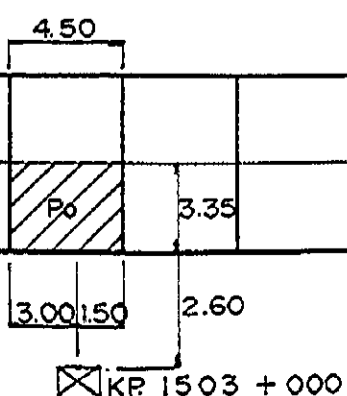
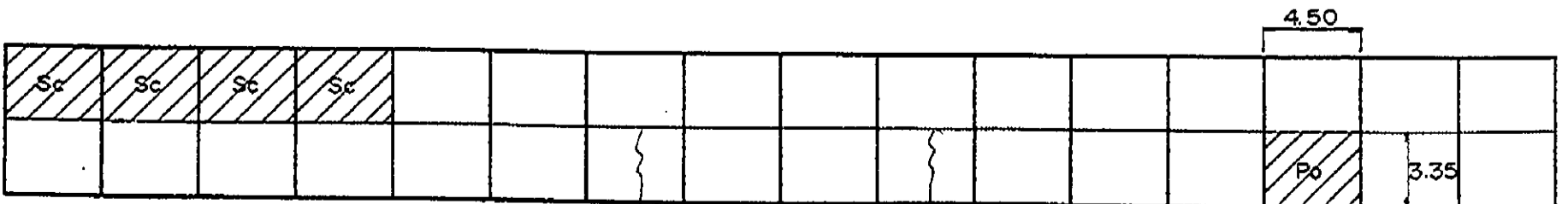
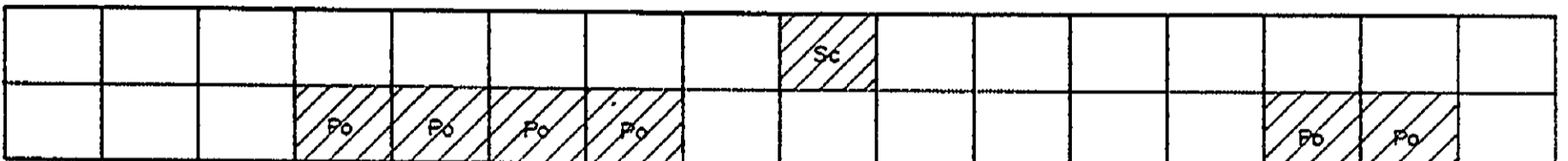
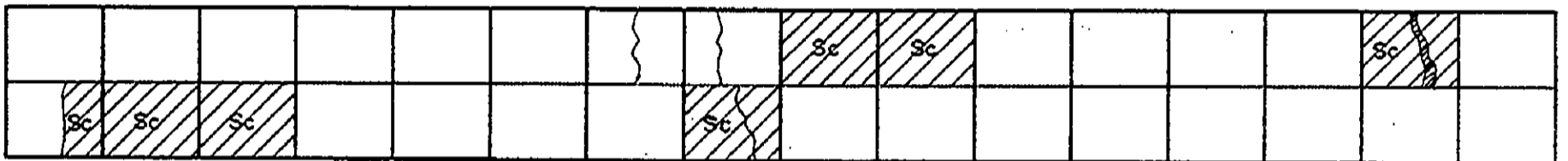
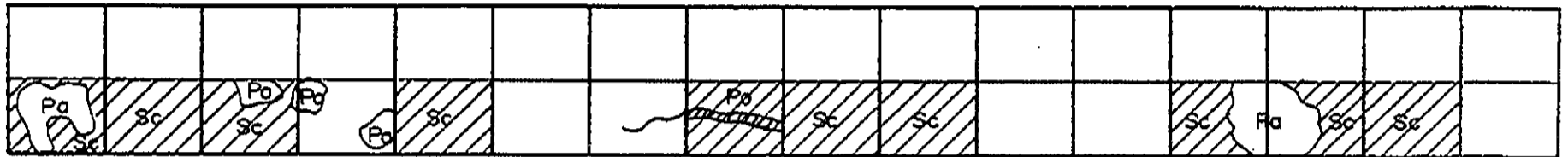
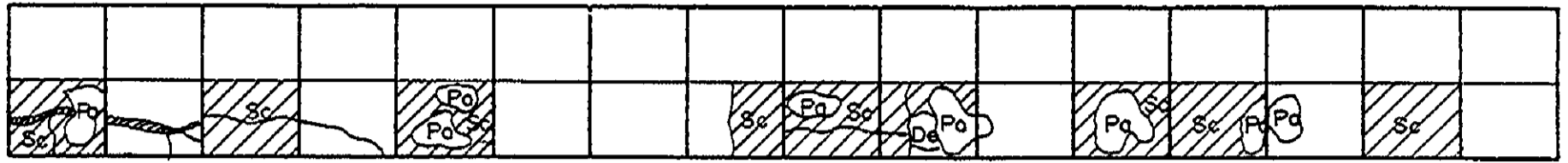


INVENTORY OF PAVEMENT SURFACE CONDITION

Km. 1502 + 000

Date: 11- 9 - 95

Sheet No: 2/2

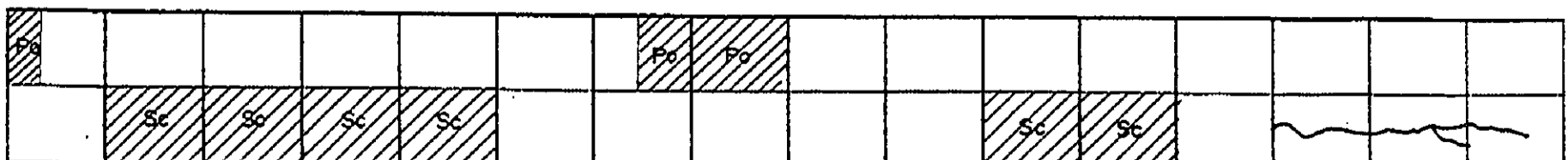
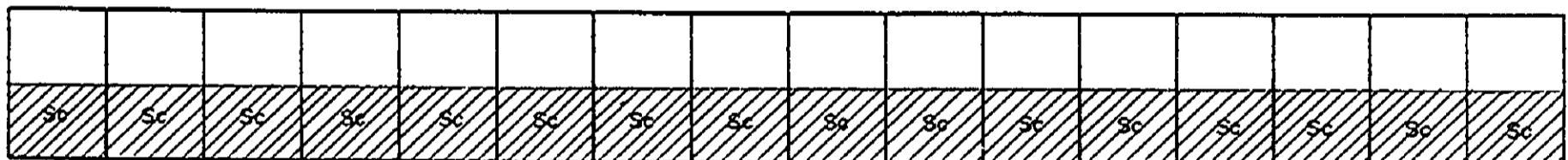
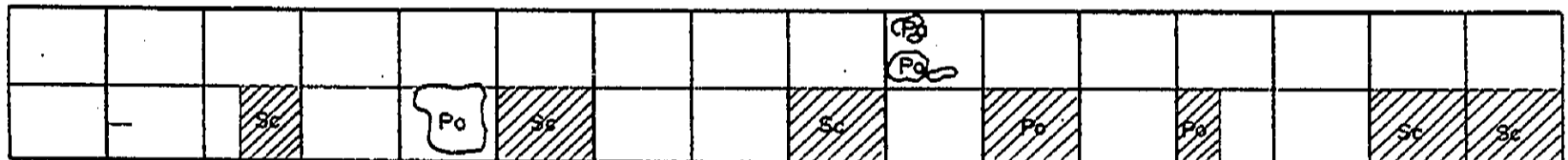
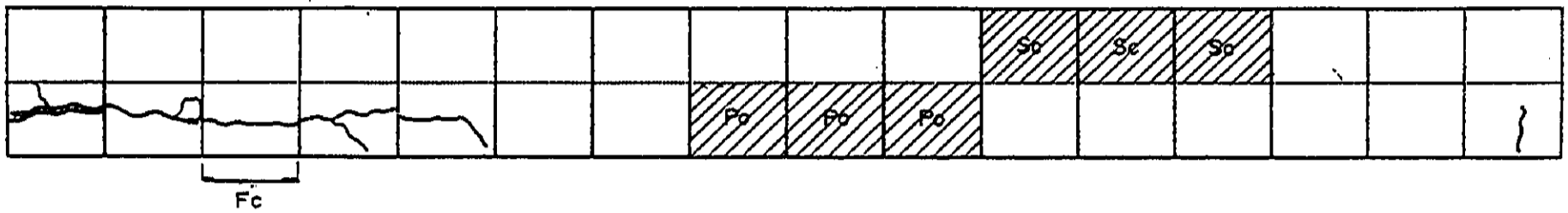
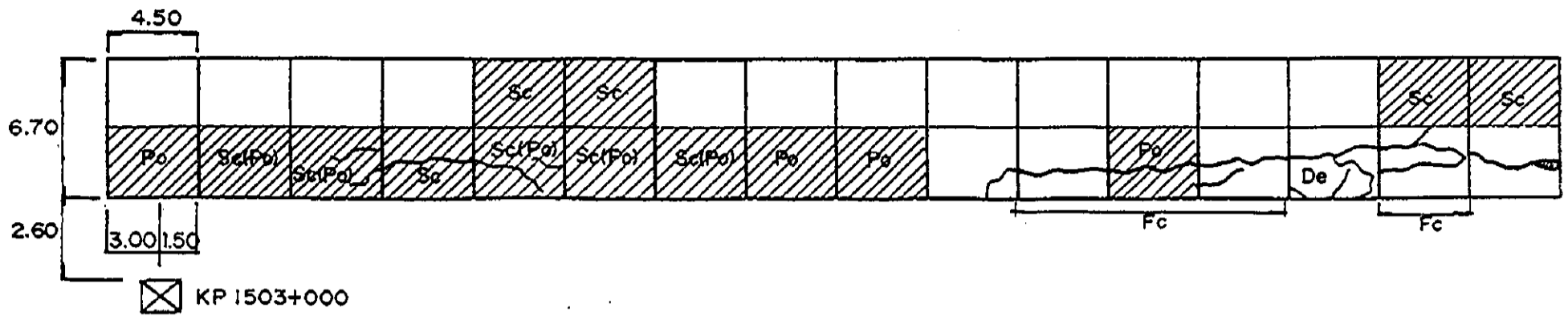


INVENTORY OF PAVEMENT SURFACE CONDITION

Date: 11-10-95

Sheet No: 1/2

Km. 1503+000

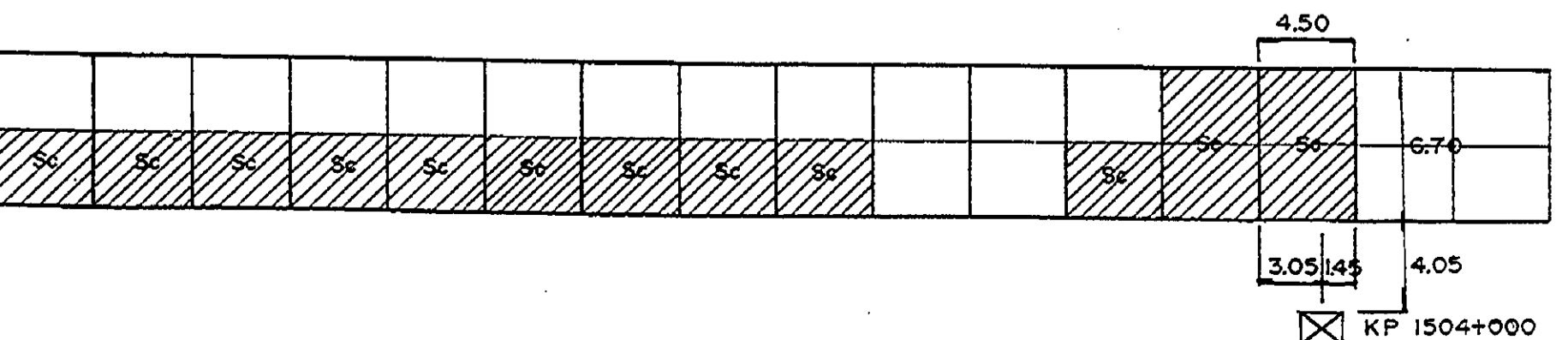
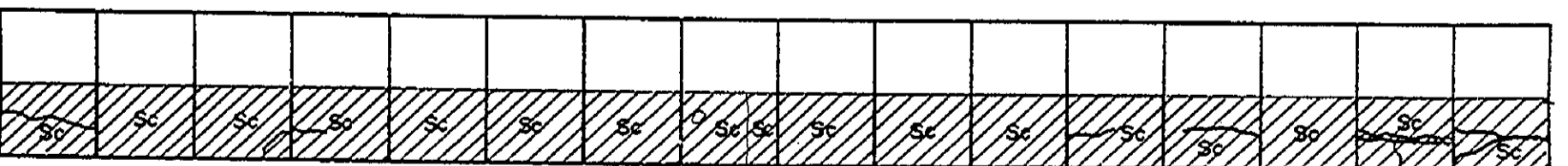
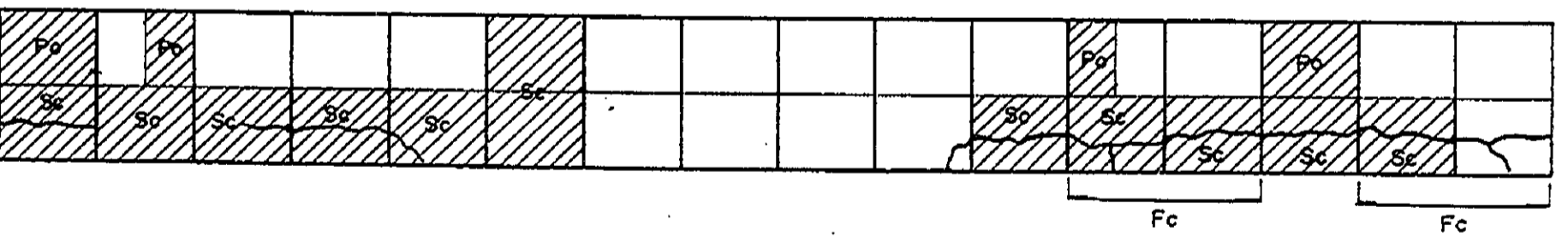
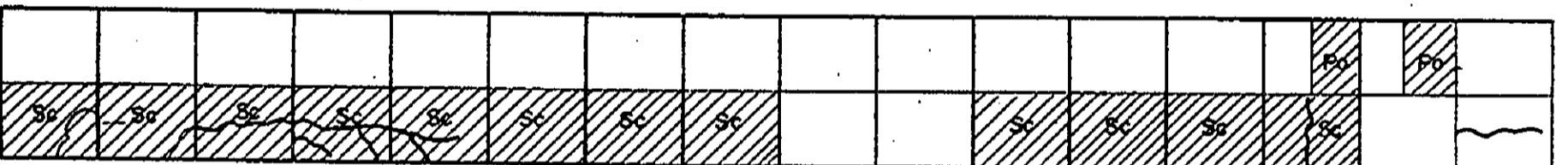
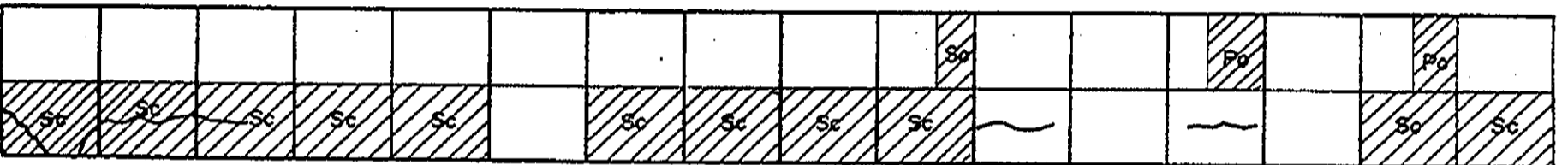
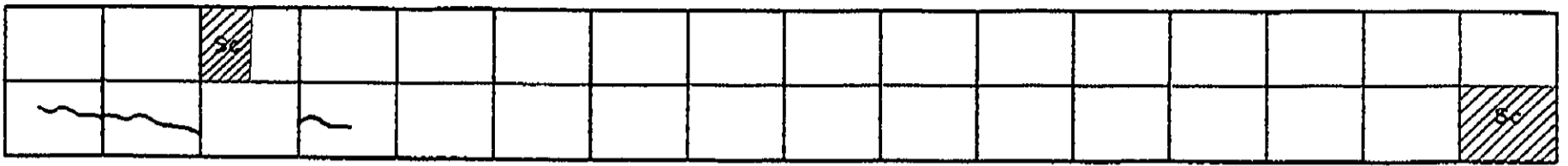


INVENTORY OF PAVEMENT SURFACE CONDITION

Km. 1503+000

Date: 11-10-95

Sheet No: 2/2

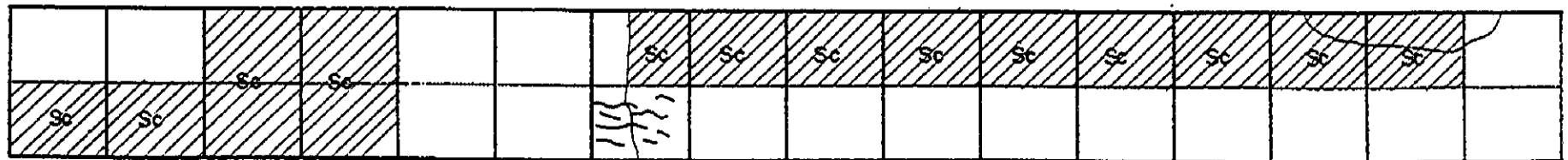
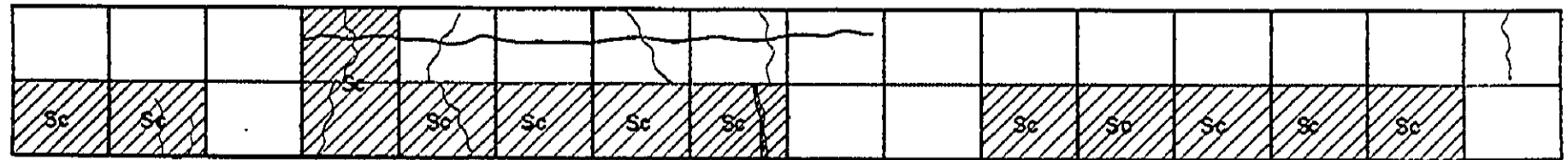
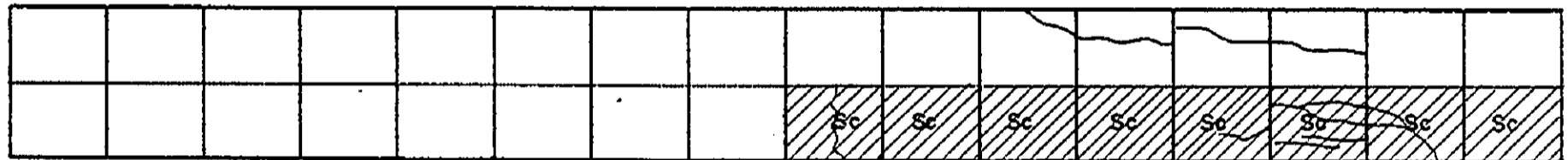
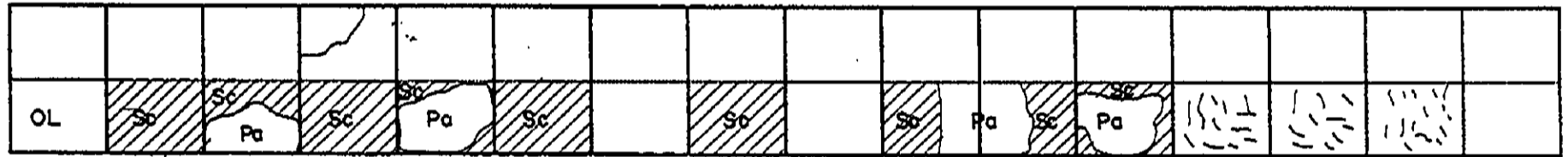
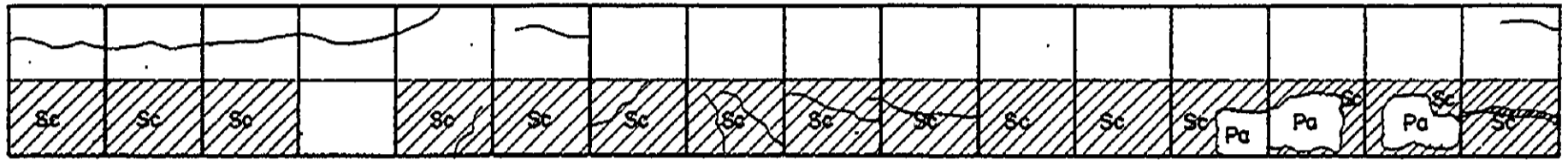
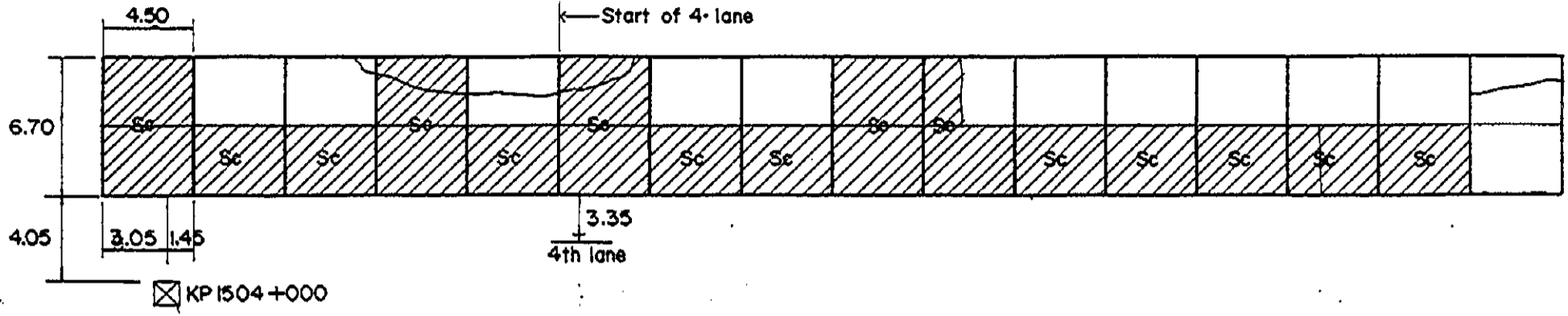


INVENTORY OF PAVEMENT SURFACE CONDITION

Date : 11-10-95

Sheet No : 1/2

Km. 1504+000

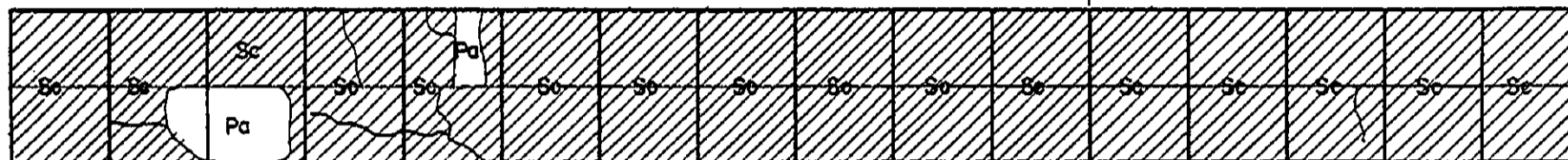


INVENTORY OF PAVEMENT SURFACE CONDITION

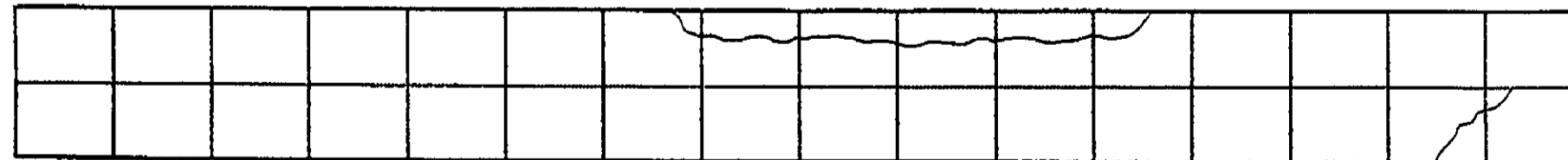

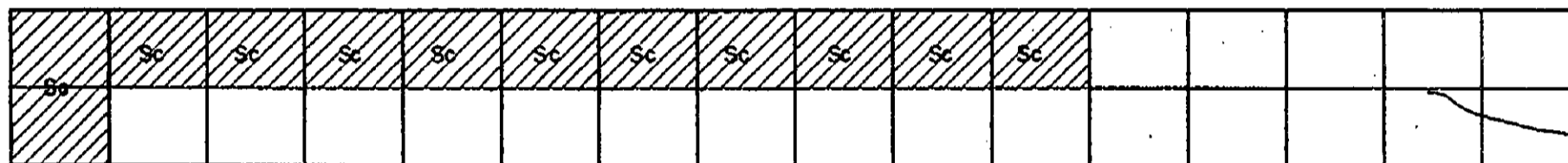
Km. 1504+000

Date: 11-10-95

Sheet No: 2/2



End of 4th lane



4.50

6.70

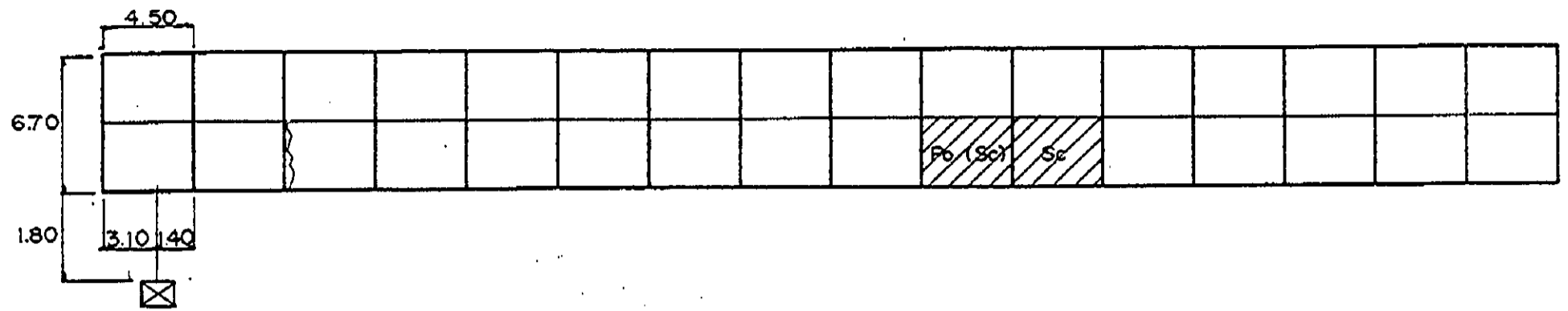
3.10 1.40 1.80

INVENTORY OF PAVEMENT SURFACE CONDITION

Date : 11 - 10 - 95

Sheet No : 1/2

Km. 1505 + 000



| | | | | | | | | | | | | | | | | |
|--|--|--|--|----|--|----|----|--|--|--|---------|---------|---------|--|--|--|
| | | | | | | | | | | | | | | | | |
| | | | | Sc | | Sc | Sc | | | | Po (Sc) | Po (Sc) | Po (Sc) | | | |

| | | | | | | | | | | | | | | | | |
|--|--|--|--|--|----|----|----|----|---------|---------|--|--|--|--|--|--|
| | | | | | | | | | | | | | | | | |
| | | | | | Sc | Sc | Sc | Po | Po (Sc) | Po (Sc) | | | | | | |

| | | | | | | | | | | | | | | | | |
|--|---|--|--|--|----|--|--|--|--|--|--|--|--|--|----|--|
| | | | | | | | | | | | | | | | | |
| | - | | | | Po | | | | | | | | | | Po | |

| | | | | | | | | | | | | | | | | |
|--|--|--|--|----|----|----|----|----|----|--|----|----|----|----|--|--|
| | | | | | | | | | | | | | | | | |
| | | | | Po | Po | Sc | Sc | Sc | Sc | | Po | Po | Po | Po | | |

| | | | | | | | | | | | | | | | | |
|--|----|----|----|--|---------|---------|--|--|----|----|----|----|----|----|--|--|
| | | | | | | | | | | | | | | | | |
| | Po | Po | Po | | Po (Sc) | Po (Sc) | | | Po | Po | Po | Po | Po | Po | | |

| | | | | | | | | | | | | | | | | |
|----|----|--|--|----|--|----|----|----|--|--|----|----|--|--|--|----|
| | | | | | | | | | | | | | | | | |
| Po | Po | | | Po | | Po | Po | Po | | | Po | Po | | | | Po |

INVENTORY OF PAVEMENT SURFACE CONDITION

Date : 11 - 10 - 95

Km. 1505 + 000

Sheet No : 2 / 2

| | | | | | | | | | | | | | | | |
|--|----|--|----|----|----|----|--|----|--|--|--|----|----|----|----|
| | | | | | | | | | | | | | | | |
| | Po | | Po | Po | Po | Po | | Po | | | | Po | Po | Po | Po |

| | | | | | | | | | | | | | | | |
|----|----|----|----|----|--|----|--|----|----|--|----|--|--|--|--|
| | | | | | | | | | | | | | | | |
| Po | Po | Po | Po | Po | | Po | | Po | Po | | Po | | | | |

| | | | | | | | | | | | | | | | |
|----|----|----|----|--|--|--|--|--|--|--|--|--|--|--|--|
| | | | | | | | | | | | | | | | |
| Po | Po | Po | Po | | | | | | | | | | | | |

| | | | | | | | | | | | | | | | |
|--|---|--|--|--|--|--|--|--|--|----|--|--|--|--|--|
| | | | | | | | | | | | | | | | |
| | - | | | | | | | | | Po | | | | | |

| | | | | | | | | | | | | | | | |
|--|--|--|--|--|--|--|----|----|--|----|----|----|--|----|----|
| | | | | | | | | | | | | | | | |
| | | | | | | | Sc | Sc | | Sc | Sc | Sc | | Sc | Sc |

| | | | | | | | | | | | | | | | |
|----|--|--|----|--|----|----|--|----|----|----|----|----|----|----|----|
| | | | | | | | | | | | | | | | |
| Sc | | | Sc | | Sc | Sc | | Sc | Sc | Sc | Sc | Sc | Sc | Sc | Sc |

| | | | | | | | | | | | | | | | |
|----|----|--|----|--|--|--|--|--|--|--|--|--|--|--|--|
| | | | | | | | | | | | | | | | |
| Sc | Sc | | Po | | | | | | | | | | | | |

4.44

6.64

3.60 0.84

2.16

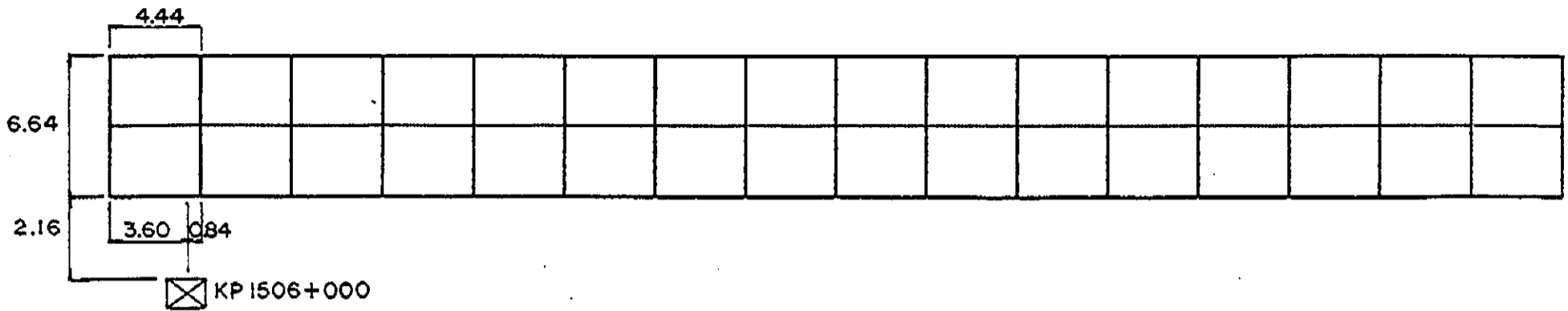
☒ KP 1506 + 000

INVENTORY OF PAVEMENT SURFACE CONDITION

Date : 11-10-95

Sheet No : 1/5

Km. 1506+000 & 1507+000



| | | | | | | | | | | | | | | | |
|--|--|--|--|--|--|--|--|--|--|--|--|--|--|--|--|
| | | | | | | | | | | | | | | | |
| | | | | | | | | | | | | | | | |

| | | | | | | | | | | | | | | | |
|--|--|--|--|--|--|--|--|--|--|--|--|--|--|--|--|
| | | | | | | | | | | | | | | | |
| | | | | | | | | | | | | | | | |

| | | | | | | | | | | | | | | | |
|--|--|--|--|--|--|--|--|--|--|--|--|--|--|--|--|
| | | | | | | | | | | | | | | | |
| | | | | | | | | | | | | | | | |

| | | | | | | | | | | | | | | | |
|--|--|--|--|--|--|--|--|--|--|--|--|--|--|--|--|
| | | | | | | | | | | | | | | | |
| | | | | | | | | | | | | | | | |

| | | | | | | | | | | | | | | | |
|--|--|--|--|--|--|--|--|--|--|--|--|--|--|--|--|
| | | | | | | | | | | | | | | | |
| | | | | | | | | | | | | | | | |
| | | | | | | | | | | | | | | | |

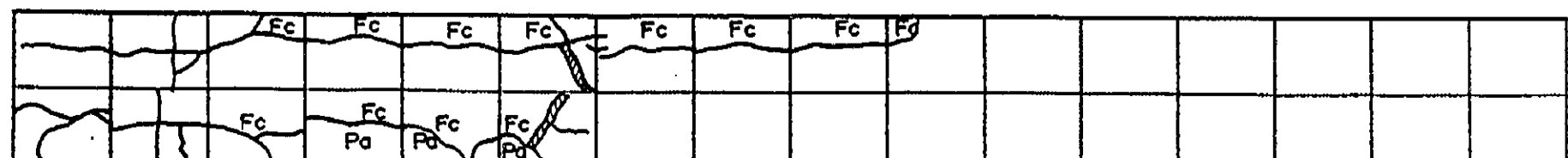
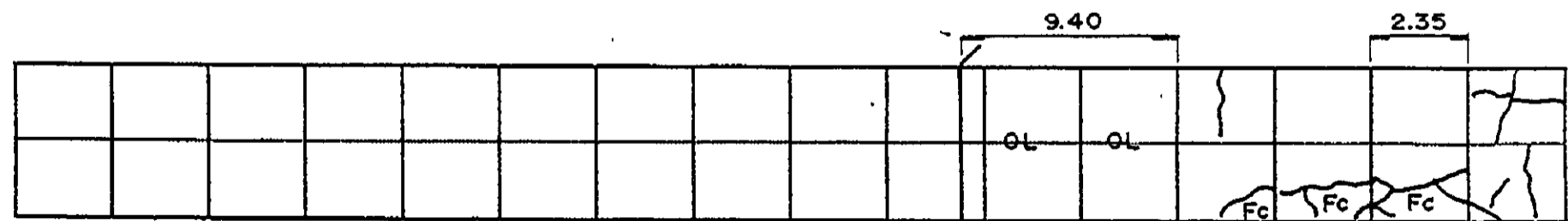
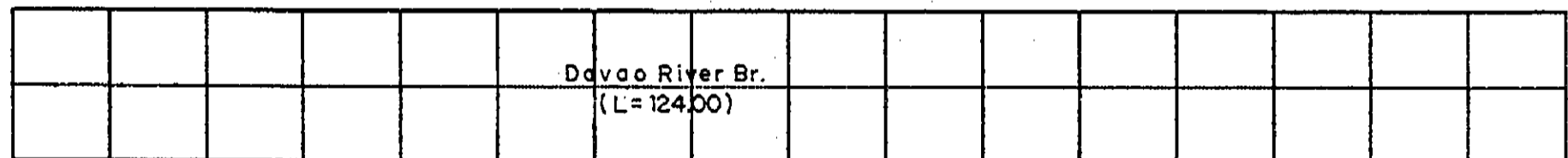
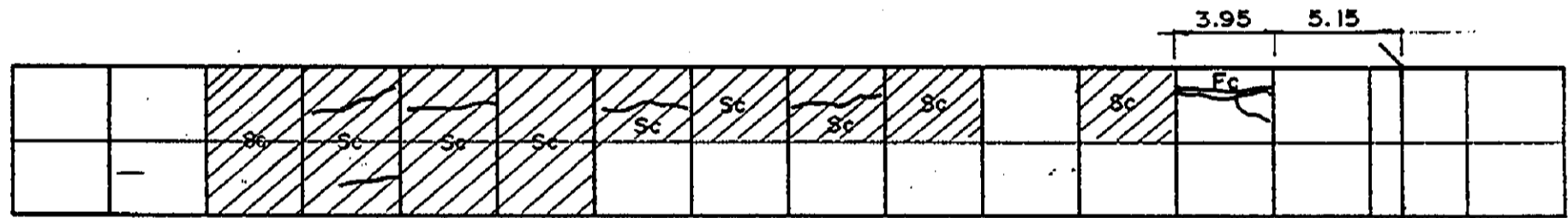

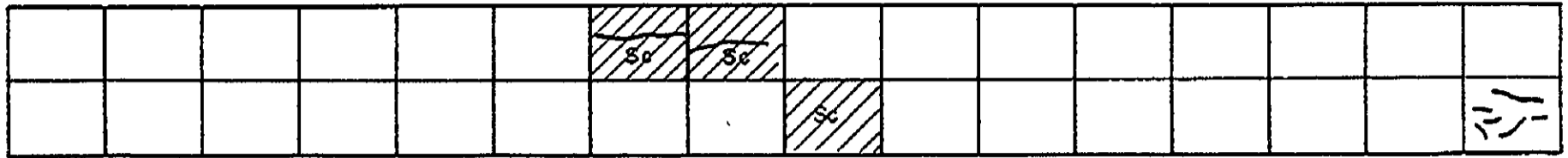
| | | | | | | | | | | | | | | | |
|--|--|--|--|--|--|--|--|--|--|--|--|--|--|--|--|
| | | | | | | | | | | | | | | | |
| | | | | | | | | | | | | | | | |

INVENTORY OF PAVEMENT SURFACE CONDITION

Km. 1506+000 & 1507+000

Date: 11-10-95

Sheet No: 2/5

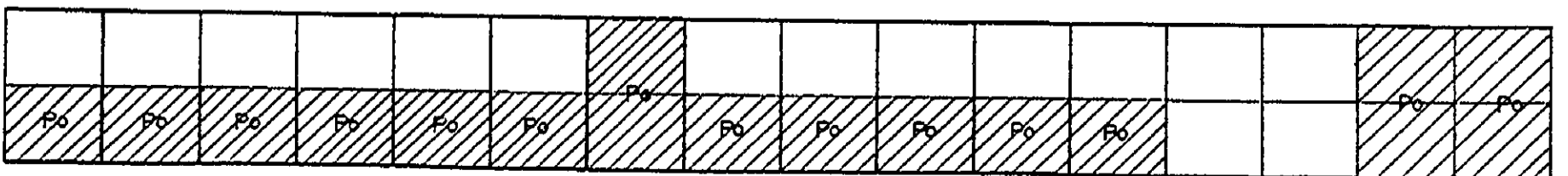
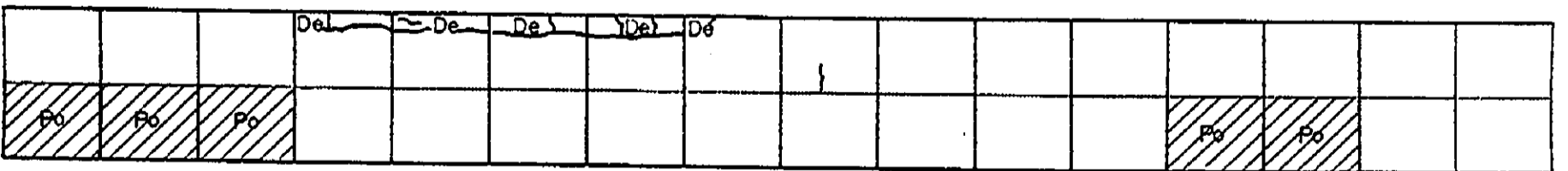

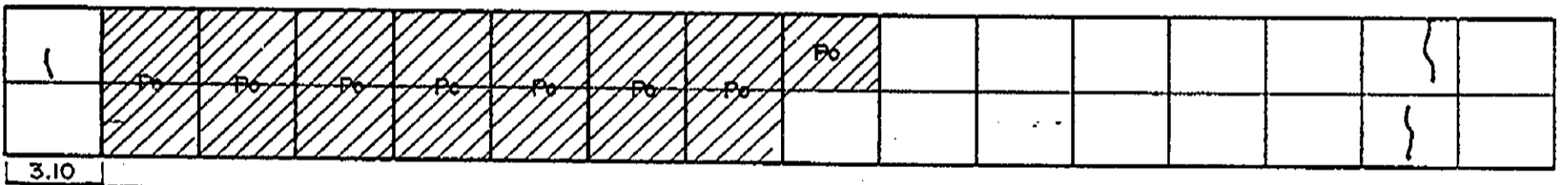
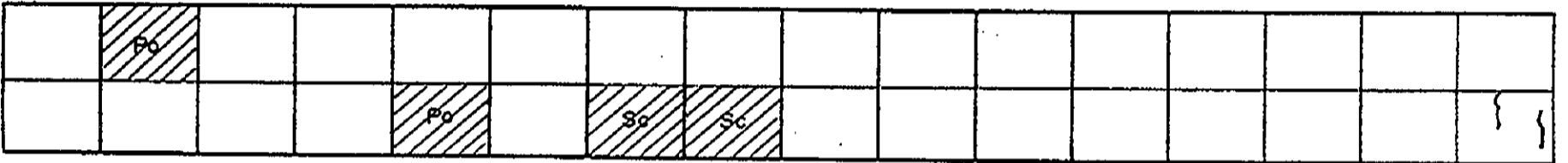
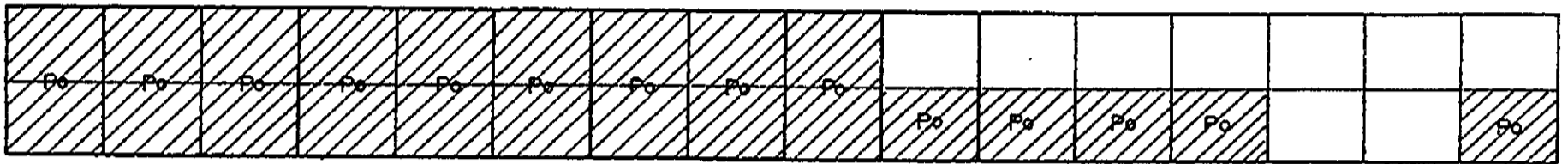
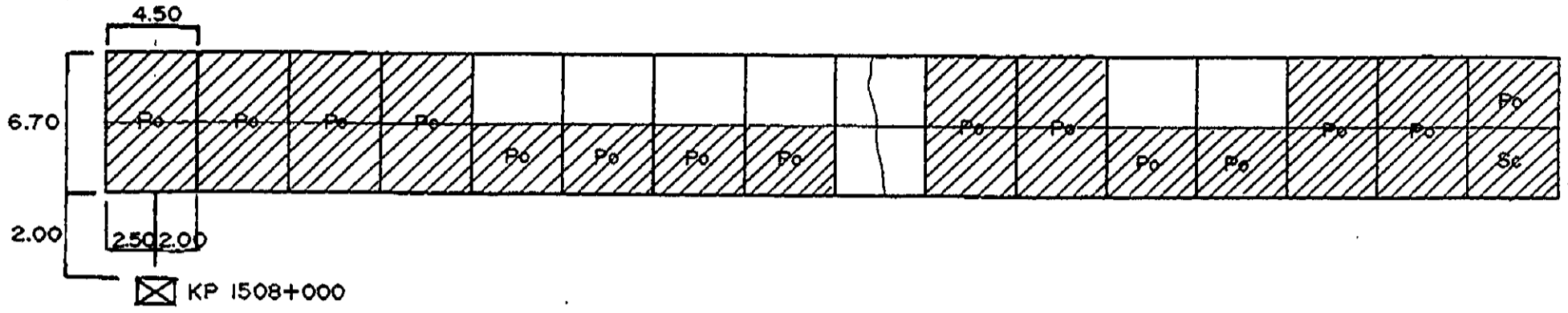


INVENTORY OF PAVEMENT SURFACE CONDITION

Date: 11-10-95

Km. 1508+000 & 1509+000

Sheet No: 1/4

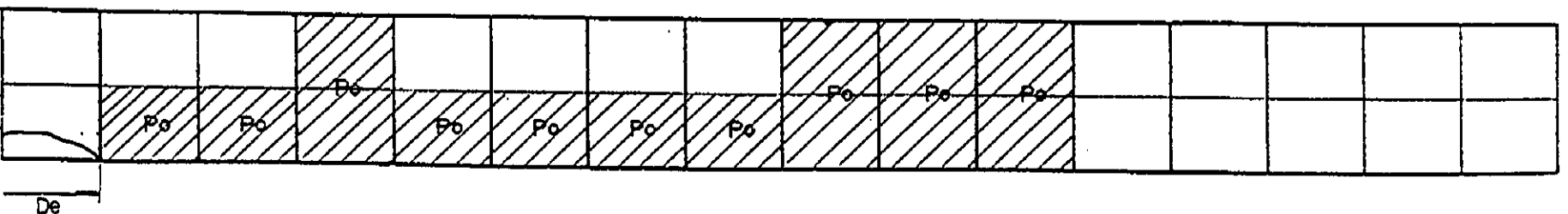
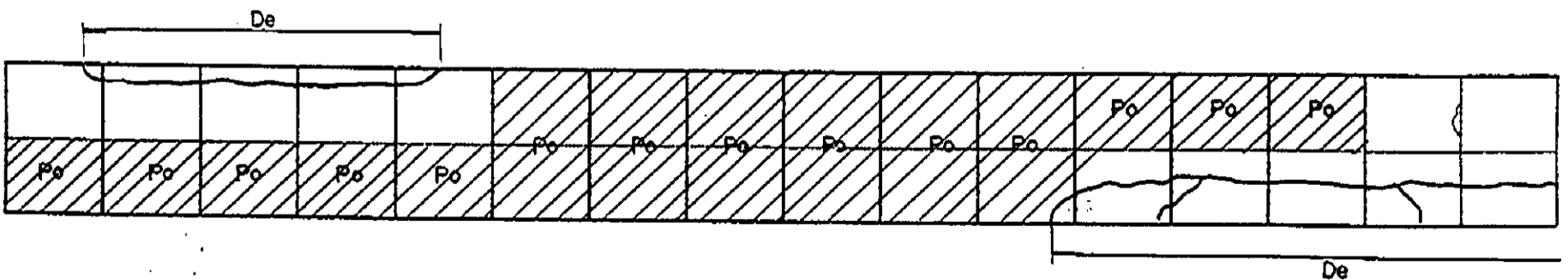
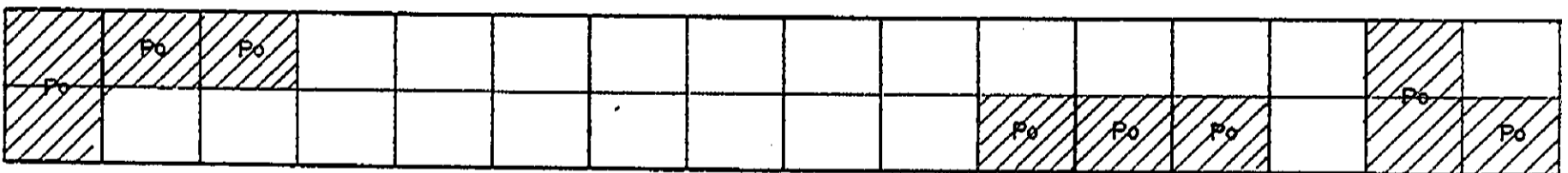
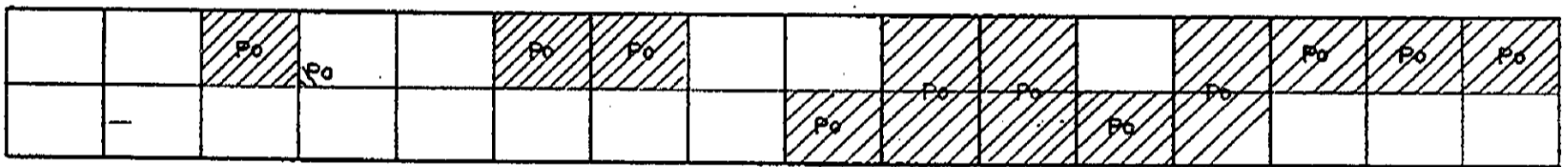
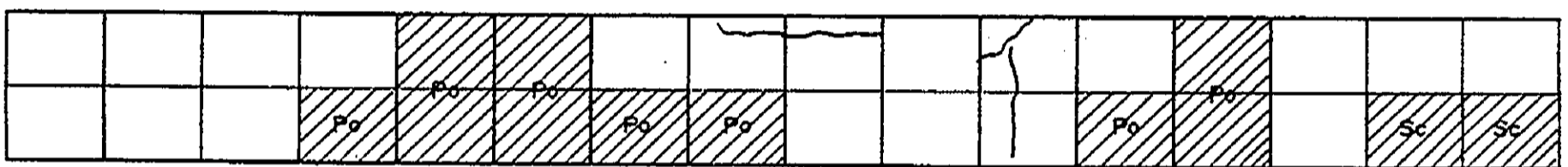
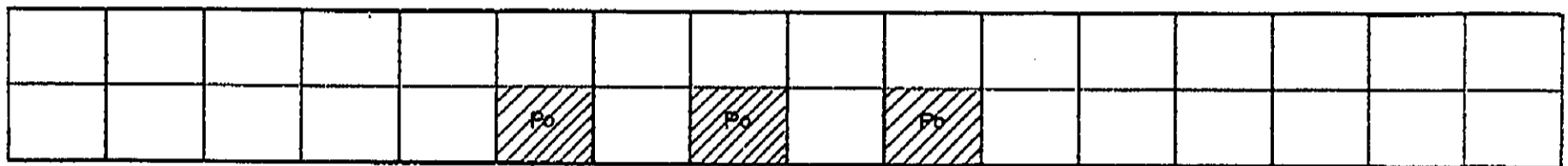
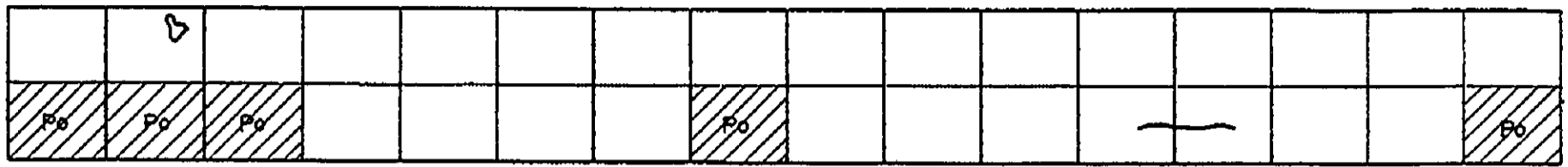


INVENTORY OF PAVEMENT SURFACE CONDITION

Km. 1508+000 & 1509+000

Date: 11-10-95

Sheet No: 2/4

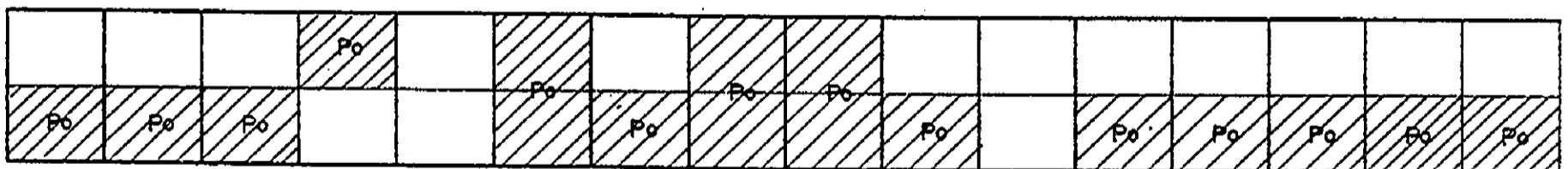
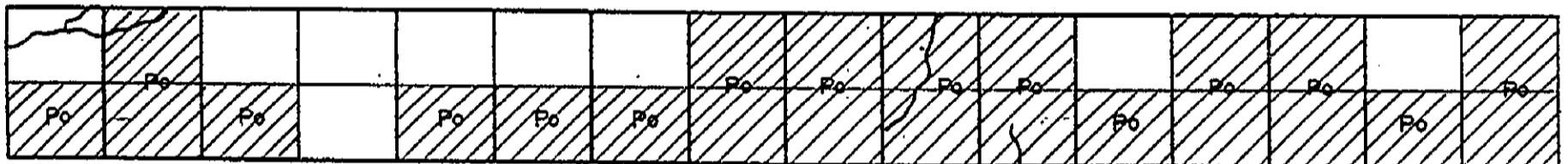
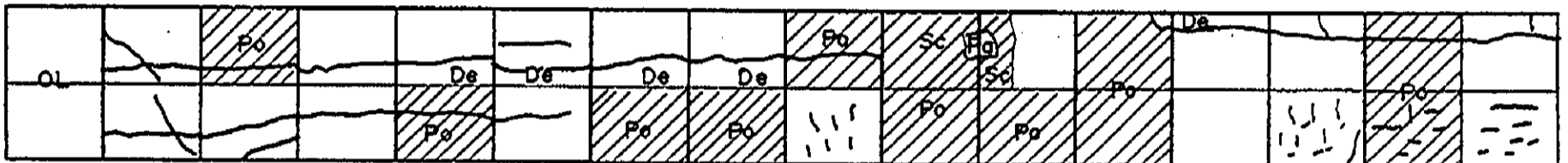
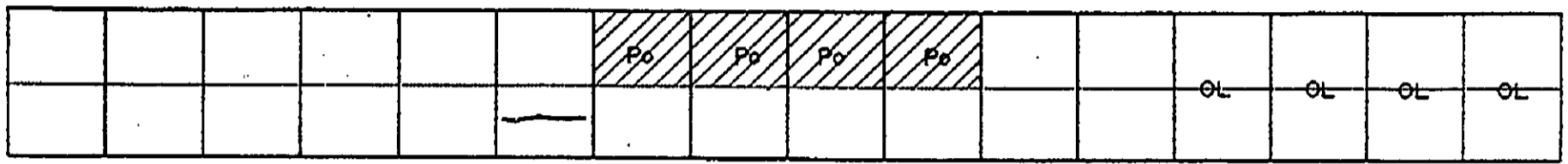
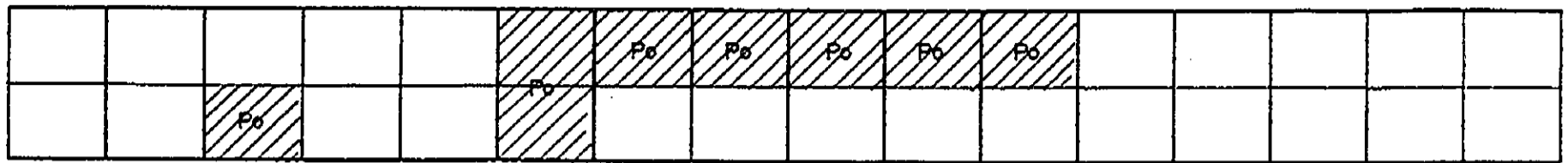


INVENTORY OF PAVEMENT SURFACE CONDITION

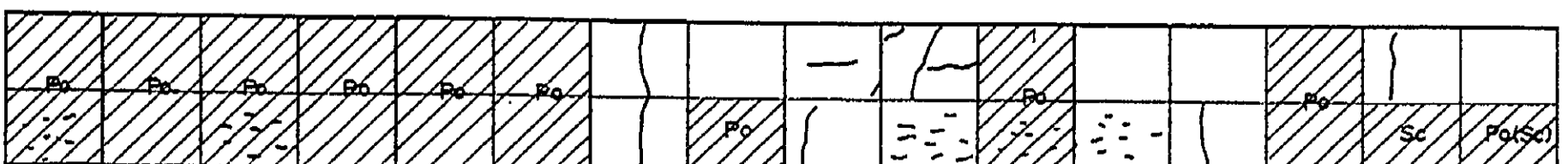
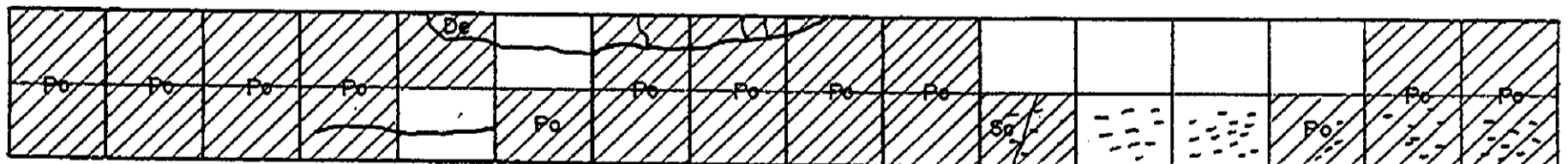
Date: 11-10-95

Km. 1508+000 & 1509+000

Sheet No: 3/4



3.00

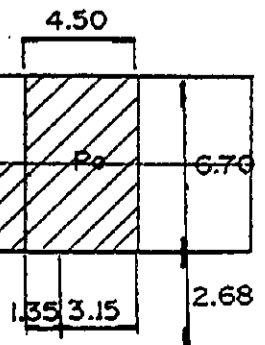
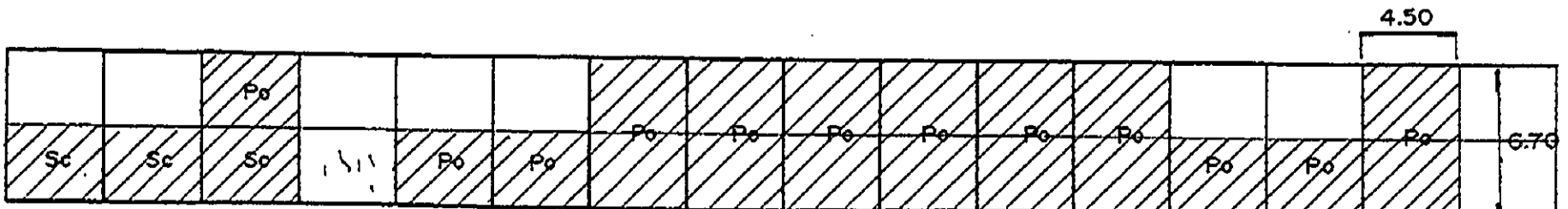
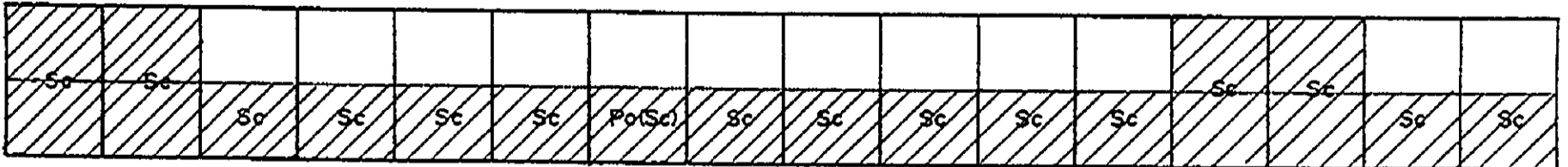
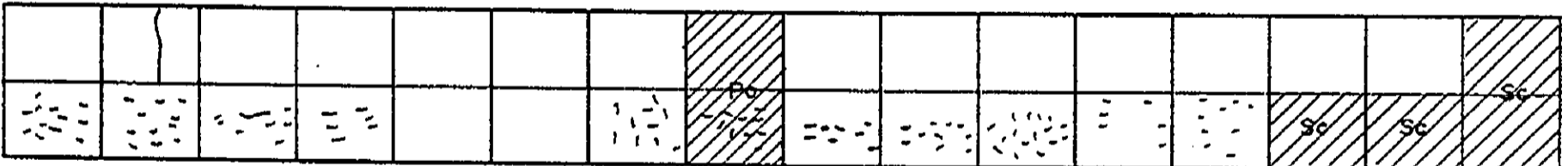
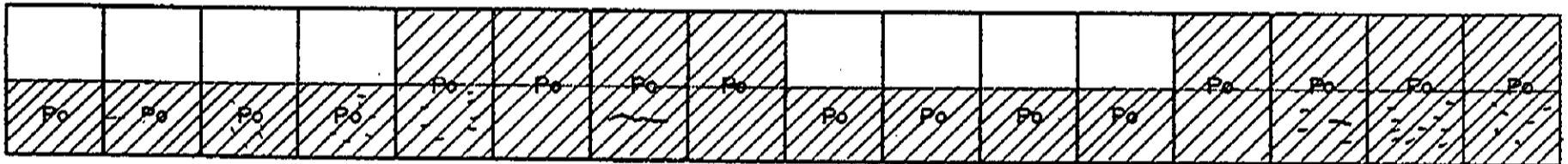
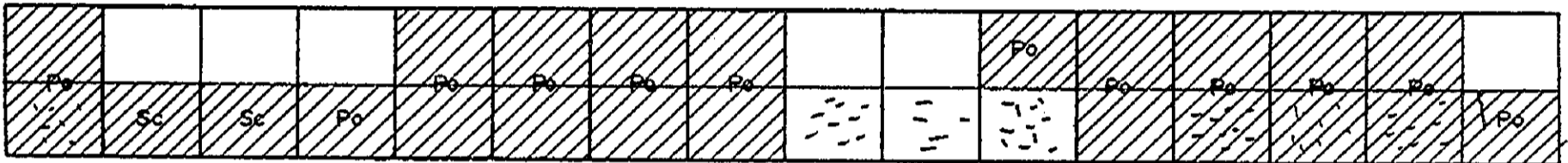
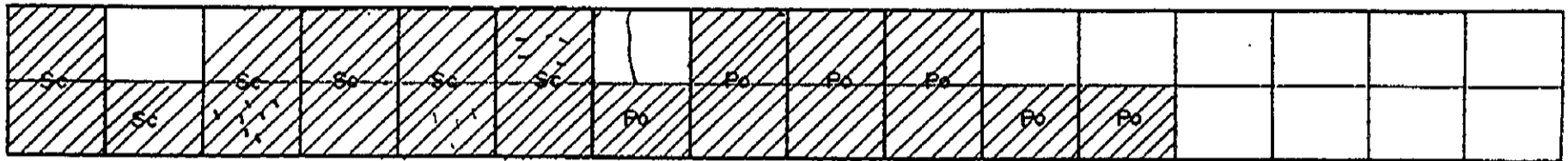
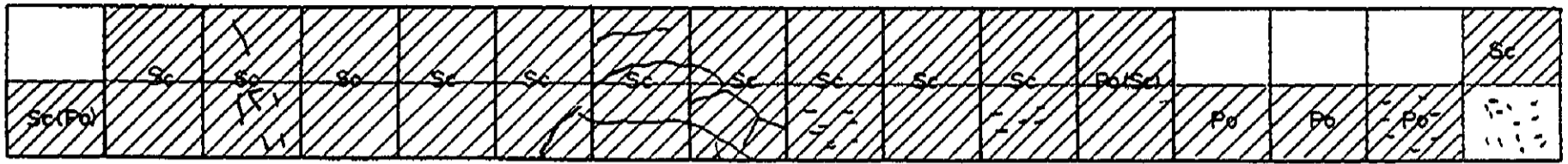


INVENTORY OF PAVEMENT SURFACE CONDITION

Date : 11-10-95

Km. 1508+000 & 1509+000

Sheet No : 4/4



INVENTORY OF PAVEMENT SURFACE CONDITION

Km. 1510 + 000 & 1511 + 000

Date: 11-10-95

Sheet No: 2/4

| | | | | | | | | | | | | | | | |
|--|--|--|----|---|--|------|--|--|--|--|--|--|--|--|--|
| | | | | | | | | | | | | | | | |
| | | | Sc | } | | }}}} | | | | | | | | | |

| | | | | | | | | | | | | | | | |
|---|--|--|---|--|--|--|--|--|--|--|--|--|--|--|--|
| | | | | | | | | | | | | | | | |
| } | | | } | | | | | | | | | | | | |

| | | | | | | | | | | | | | | | |
|--|--|--|--|--|--|--|--|--|----|----|----|----|----|----|----|
| | | | | | | | | | | | | | | | |
| | | | | | | | | | Sc | Sc | Sc | Sc | Sc | Sc | Sc |

| | | | | | | | | | | | | | | | |
|---|---|---|---|---|---|---|---|---|---|---|---|---|---|---|---|
| | | | | | | | | | | | | | | | |
| } | } | } | } | } | } | } | } | } | } | } | } | } | } | } | } |

| | | | | | | | | | | | | | | | |
|---|---|---|---|---|--|--|--|--|--|--|--|----|----|----|--|
| | | | | | | | | | | | | | | | |
| } | } | } | } | } | | | | | | | | Sc | Sc | Sc | |

| | | | | | | | | | | | | | | | |
|---|--|--|--|--|--|--|--|--|----|----|----|--|--|--|--|
| | | | | | | | | | | | | | | | |
| } | | | | | | | | | Po | Po | Po | | | | |

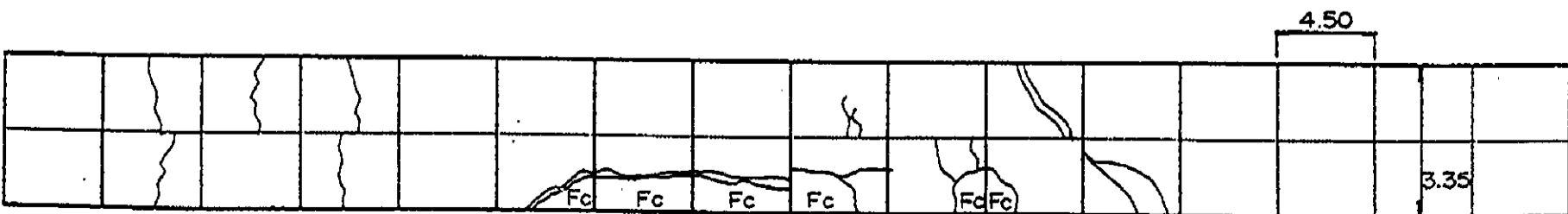
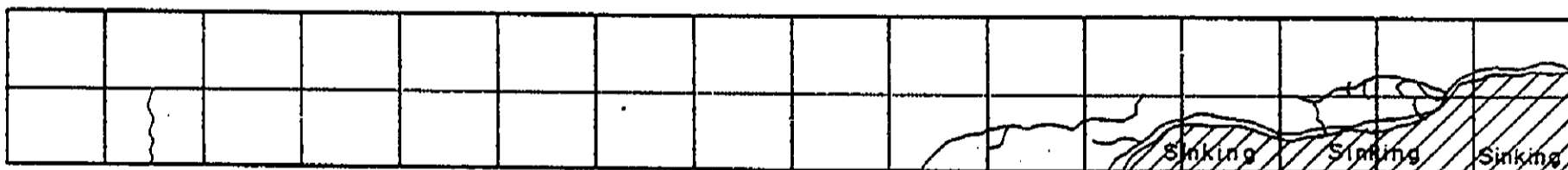


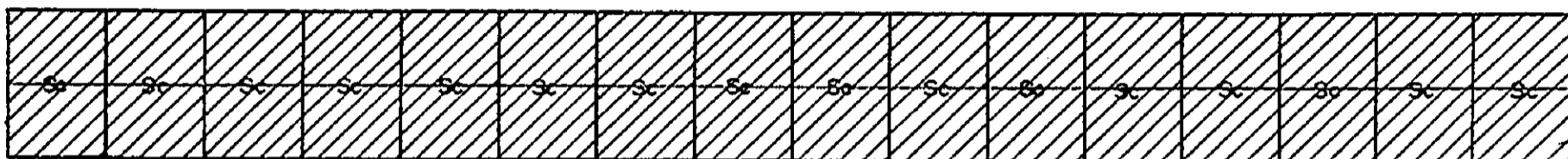
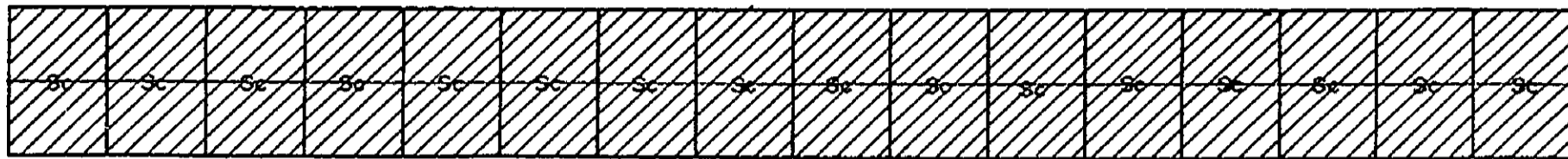
| | | | | | | | | | | | | | | | |
|--|--|--|----|--|--|--|--|--|---|--|--|--|--|--|---|
| | | | | | | | | | | | | | | | |
| | | | Sc | | | | | | } | | | | | | } |

INVENTORY OF PAVEMENT SURFACE CONDITION

Km. 1510 + 000 & 1511 + 000

Date: 11 - 10 - 95

Sheet No: 4/4



4.50
2502.00
2.40

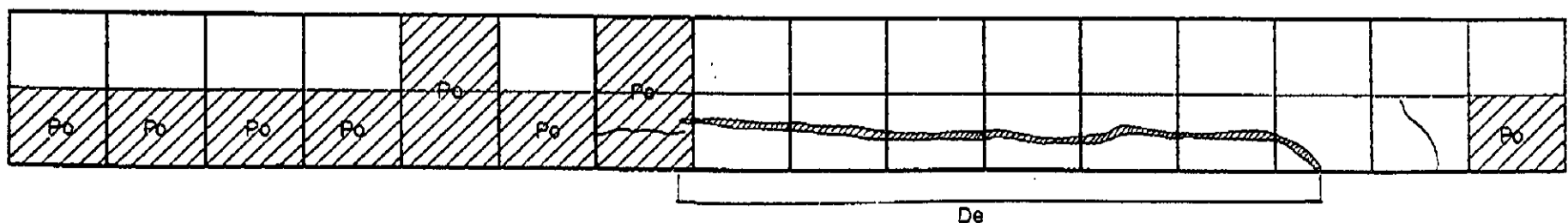
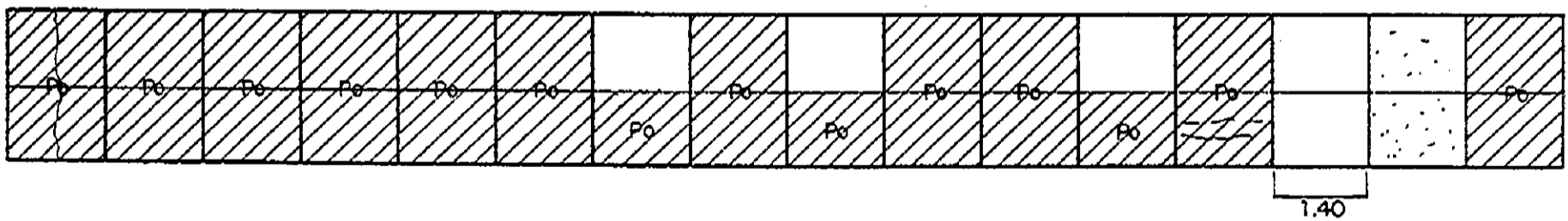
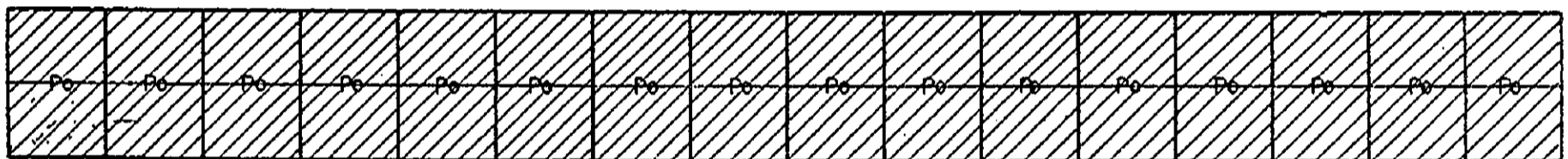
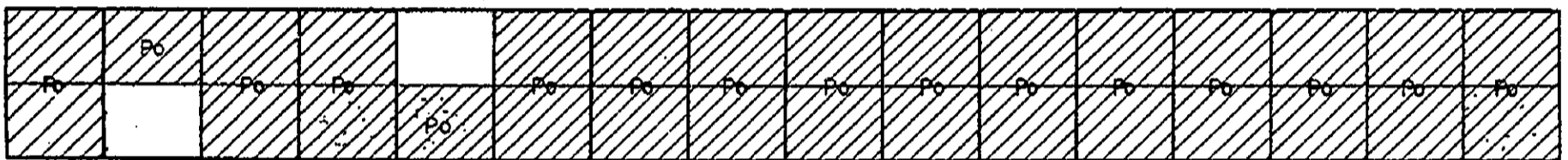

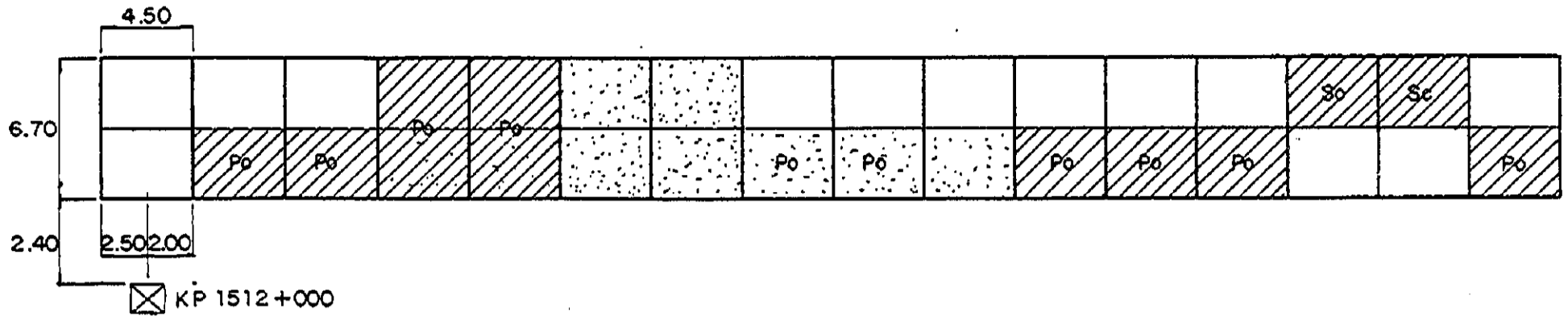
☒ KP 1512 + 000

INVENTORY OF PAVEMENT SURFACE CONDITION

Date : 11-10-95

Km. 1512 +000 - 1515+000

Sheet No : 1/8

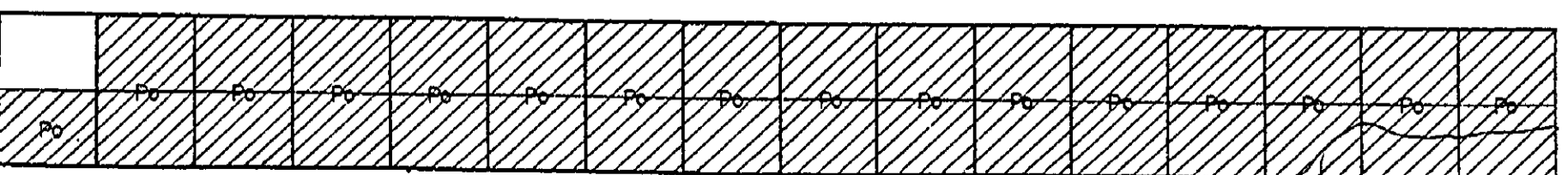
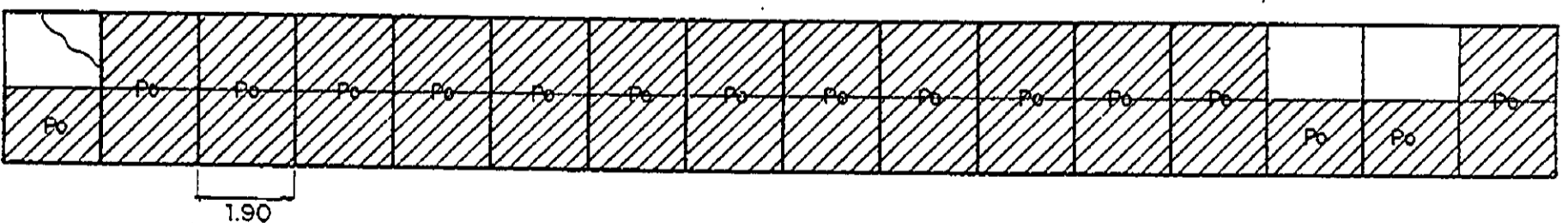
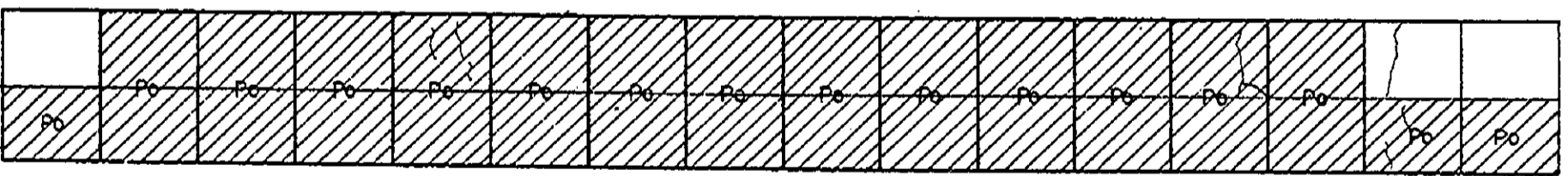
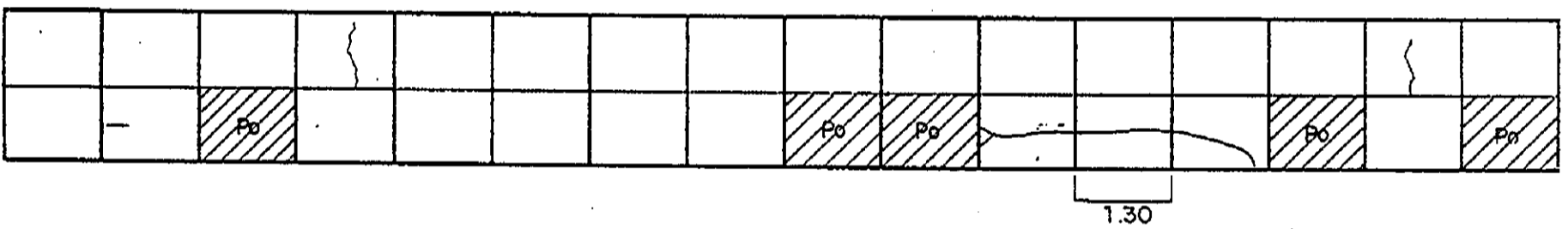
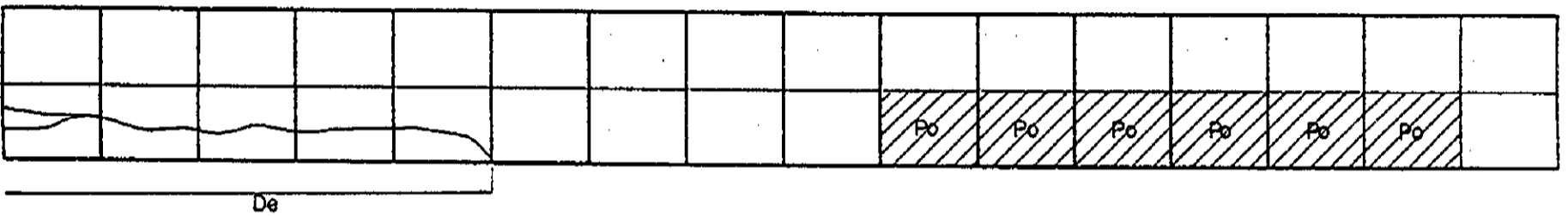
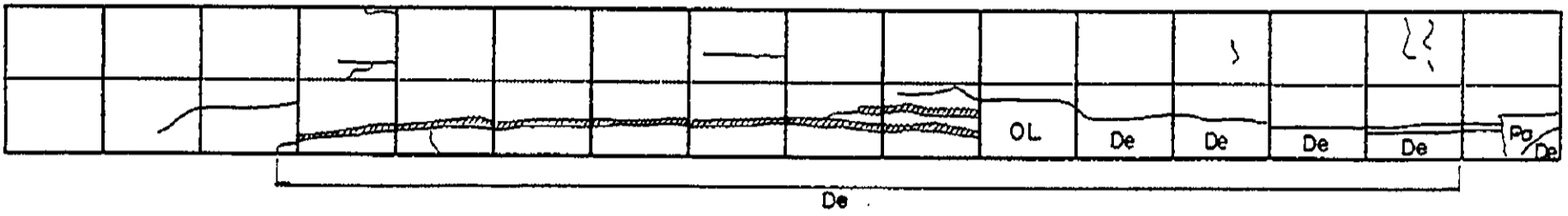
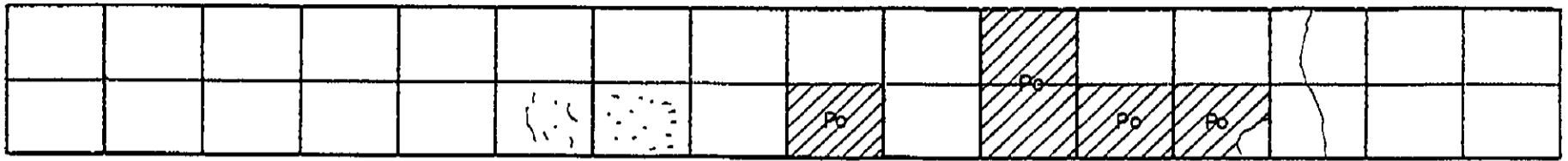


INVENTORY OF PAVEMENT SURFACE CONDITION

Km. 1512+000 - 1515+000

Date: 11-10-95

Sheet No: 2/8



INVENTORY OF PAVEMENT SURFACE CONDITION

Km. 1512+000 - 1515+000

Date : 11-10-95

Sheet No : 8/8

| | | | | | | | | | | | | | | | |
|--|--|--|----|----|----|----|----|----|--|--|--|----|----|----|--|
| | | | | | | | Po | Po | | | | Po | Po | Po | |
| | | | Sc | Sc | Sc | Sc | Sc | | | | | Po | Po | Po | |

| | | | | | | | | | | | | | | | |
|----|----|----|----|----|----|----|----|----|----|----|----|----|----|----|----|
| Po | Po | Po | Po | Po | Po | Po | Po | Po | | | Po | Po | | | |
| Po | Po | Po | Po | Po | Po | Po | Po | Po | Po | Po | Po | Po | Po | Po | Po |

| | | | | | | | | | | | | | | | |
|----|----|----|----|----|----|----|----|----|----|----|----|----|----|----|----|
| | | | | Po | Po | Po | Po | Po | Po | | Po | Po | Po | Po | Po |
| Po | Po | Po | Po | Po | Po | Po | Po | Po | Po | Po | Po | Po | Po | Po | Po |

| | | | | | | | | | | | | | | | |
|----|----|----|----|--|--|--|--|--|--|--|----|----|----|--|--|
| | | | | | | | | | | | | | | | |
| Po | Po | Po | Po | | | | | | | | Po | Po | Po | | |

| | | | | | | | | | | | | | | | |
|----|----|----|----|----|----|----|----|----|----|----|----|----|----|----|----|
| Po | Po | Po | Po | Po | Po | | | | | | Sc | | Po | | |
| Po | Po | Po | Po | Po | Po | Po | Po | Po | Po | Po | Po | Po | Po | Po | Po |

| | | | | | | | | | | | | | | | |
|----|----|----|----|----|----|----|--|--|--|--|--|--|----|----|--|
| | | | | | | | | | | | | | | | |
| Po | Po | Po | Po | Po | Po | Po | | | | | | | Po | Po | |

End of Project (End. Davao Diversion Road)
(Km. 1515+949)

| | | | | | | | | | | | | | | | |
|--|----|----|----|----|----|----|----|--|--|--|--|--|--|--|--|
| | Sc | Sc | Sc | Sc | Sc | Sc | Sc | | | | | | | | |
| | Po | Po | Po | Po | Po | Po | Po | | | | | | | | |

JICA