

Appendix 2-6(1) Assay Results of Ore Samples(Bulutkan Trench 16/22)

Ser.no.	Samp.no.	Position(m)	Length(m)	Au(g/t)	Ag(g/t)	Cu(%)	As(%)	Mo(%)	W03(%)	Discriptions
451	T-25 0 44	72.0 - 73.0	1.0	< 0.1	< 1	< 0.01	0.01	< 0.01	< 0.01	
452	T-25 0 45	73.0 - 74.0	1.0	< 0.1	< 1	< 0.01	< 0.01	< 0.01	< 0.01	
453	T-25 0 46	74.0 - 75.0	1.0	< 0.1	< 1	< 0.01	< 0.01	< 0.01	0.01	
454	T-25 0 47	75.0 - 76.0	1.0	< 0.1	< 1	< 0.01	< 0.01	< 0.01	< 0.01	
455	T-25 0 48	76.0 - 77.0	1.0	< 0.1	< 1	< 0.01	< 0.01	< 0.01	0.01	
456	T-25 0 49	77.0 - 78.0	1.0	0.1	< 1	0.01	< 0.01	< 0.01	< 0.01	
457	T-25 0 50	78.0 - 79.0	1.0	< 0.1	< 1	0.03	< 0.01	< 0.01	< 0.01	
458	T-25 0 51	79.0 - 80.0	1.0	< 0.1	< 1	0.01	< 0.01	< 0.01	< 0.01	
459	T-25 0 52	80.0 - 81.0	1.0	< 0.1	< 1	< 0.01	< 0.01	< 0.01	< 0.01	
460	T-25 0 53	81.0 - 82.0	1.0	< 0.1	< 1	< 0.01	< 0.01	< 0.01	< 0.01	
461	T-26 0 1	-46.0 - -44.0	2.0	< 0.1	< 1	< 0.01	0.02	< 0.01	< 0.01	
462	T-26 0 2	-44.0 - -42.0	2.0	< 0.1	< 1	< 0.01	0.02	< 0.01	< 0.01	
463	T-26 0 3	-42.0 - -40.0	2.0	< 0.1	< 1	< 0.01	0.02	< 0.01	< 0.01	
464	T-26 0 4	-40.0 - -38.0	2.0	< 0.1	< 1	< 0.01	0.02	< 0.01	< 0.01	
465	T-26 0 5	-38.0 - -36.0	2.0	< 0.1	< 1	< 0.01	0.02	< 0.01	< 0.01	
466	T-26 0 6	-36.0 - -34.0	2.0	0.1	< 1	< 0.01	< 0.01	< 0.01	< 0.01	
467	T-26 0 7	-34.0 - -33.0	1.0	0.1	< 1	< 0.01	< 0.01	< 0.01	< 0.01	
468	T-26 0 8	-33.0 - -32.0	1.0	< 0.1	< 1	< 0.01	0.02	< 0.01	< 0.01	
469	T-26 0 9	-32.0 - -31.0	1.0	0.1	< 1	< 0.01	0.03	< 0.01	< 0.01	
470	T-26 0 10	-31.0 - -30.0	1.0	0.1	< 1	< 0.01	< 0.01	< 0.01	< 0.01	
471	T-26 0 11	-30.0 - -29.0	1.0	0.8	< 1	< 0.01	< 0.01	< 0.01	< 0.01	
472	T-26 0 12	-29.0 - -27.0	2.0	< 0.1	< 1	< 0.01	< 0.01	< 0.01	< 0.01	
473	T-26 0 13	-27.0 - -25.0	2.0	< 0.1	< 1	< 0.01	0.03	< 0.01	< 0.01	
474	T-26 0 14	-25.0 - -24.0	1.0	< 0.1	< 1	< 0.01	0.02	< 0.01	< 0.01	
475	T-26 0 15	-24.0 - -23.0	1.0	< 0.1	< 1	< 0.01	< 0.01	< 0.01	< 0.01	
476	T-26 0 16	-23.0 - -22.0	1.0	< 0.1	1.8	< 0.01	0.02	< 0.01	< 0.01	
477	T-26 0 17	-22.0 - -21.0	1.0	< 0.1	< 1	< 0.01	< 0.01	< 0.01	< 0.01	
478	T-26 0 18	-21.0 - -20.0	1.0	< 0.1	< 1	< 0.01	0.02	< 0.01	< 0.01	
479	T-26 0 19	-20.0 - -19.0	1.0	0.1	< 1	< 0.01	0.02	< 0.01	< 0.01	
480	T-26 0 20	-19.0 - -18.0	1.0	0.4	< 1	< 0.01	< 0.01	< 0.01	< 0.01	

Appendix 2-6(1) Assay Results of Ore Samples(Bulutkan Trench 17/22)

Ser.no.	Samp.no.	Position(m)	Length(m)	Au(g/t)	Ag(g/t)	Cu(%)	As(%)	Mo(%)	W03(%)	Discriptions
481	T-26 0 21	-18.0 - -17.0	1.0	< 0.1	< 1	0.09	< 0.01	< 0.01	< 0.01	
482	T-26 0 22	-17.0 - -16.0	1.0	0.1	< 1	0.02	< 0.01	< 0.01	< 0.01	
483	T-26 0 23	-16.0 - -15.0	1.0	< 0.1	< 1	< 0.01	< 0.01	< 0.01	< 0.01	
484	T-26 0 24	-15.0 - -14.0	1.0	< 0.1	< 1	< 0.01	< 0.01	< 0.01	< 0.01	
485	T-26 0 25	-14.0 - -12.0	2.0	0.1	< 1	< 0.01	< 0.01	< 0.01	< 0.01	
486	T-26 0 26	-12.0 - -10.0	2.0	< 0.1	< 1	< 0.01	< 0.01	< 0.01	< 0.01	
487	T-26 0 27	-10.0 - -8.0	2.0	< 0.1	< 1	< 0.01	< 0.01	< 0.01	< 0.01	
488	T-26 0 28	-8.0 - -6.0	2.0	< 0.1	< 1	< 0.01	< 0.01	< 0.01	< 0.01	
489	T-26 0 29	-6.0 - -4.0	2.0	< 0.1	< 1	< 0.01	< 0.01	< 0.01	< 0.01	
490	T-26 0 30	5.0 - 7.0	2.0	0.1	< 1	< 0.01	< 0.01	< 0.01	< 0.01	
491	T-26 0 31	7.0 - 9.0	2.0	< 0.1	< 1	< 0.01	< 0.01	< 0.01	< 0.01	
492	T-26 0 32	9.0 - 11.0	2.0	< 0.1	< 1	< 0.01	< 0.01	< 0.01	< 0.01	
493	T-26 0 33	11.0 - 13.0	2.0	< 0.1	< 1	< 0.01	< 0.01	< 0.01	< 0.01	
494	T-26 0 34	13.0 - 15.0	2.0	< 0.1	< 1	< 0.01	< 0.01	< 0.01	< 0.01	
495	T-26 0 35	15.0 - 17.0	2.0	< 0.1	< 1	< 0.01	< 0.01	< 0.01	< 0.01	
496	T-26 0 36	17.0 - 19.0	2.0	< 0.1	< 1	< 0.01	< 0.01	< 0.01	< 0.01	
497	T-26 0 37	19.0 - 21.0	2.0	< 0.1	< 1	< 0.01	< 0.01	< 0.01	< 0.01	
498	T-26 0 38	21.0 - 23.0	2.0	< 0.1	< 1	< 0.01	< 0.01	< 0.01	< 0.01	
499	T-26 0 39	23.0 - 25.0	2.0	< 0.1	< 1	< 0.01	< 0.01	< 0.01	< 0.01	
500	T-26 0 40	25.0 - 27.0	2.0	< 0.1	< 1	< 0.01	< 0.01	< 0.01	< 0.01	
501	T-26 0 41	27.0 - 29.0	2.0	< 0.1	< 1	< 0.01	< 0.01	< 0.01	< 0.01	
502	T-26 0 42	29.0 - 31.0	2.0	< 0.1	< 1	< 0.01	< 0.01	< 0.01	< 0.01	
503	T-26 0 43	31.0 - 33.0	2.0	0.1	< 1	< 0.01	< 0.01	< 0.01	< 0.01	
504	P8 75 0 1	20.0 - 22.0	2.0	< 0.1	< 1	< 0.01	< 0.01	< 0.01	< 0.01	
505	P8 75 0 2	22.0 - 24.0	2.0	0.1	< 1	0.01	< 0.01	< 0.01	< 0.01	
506	P8 75 0 3	24.0 - 26.0	2.0	< 0.1	< 1	0.05	0.07	< 0.01	< 0.01	
507	P8 75 0 4	26.0 - 28.0	2.0	0.3	< 1	0.01	< 0.01	< 0.01	< 0.01	
508	P8 75 0 5	28.0 - 30.0	2.0	< 0.1	< 1	< 0.01	< 0.01	< 0.01	< 0.01	
509	P8 75 0 6	30.0 - 32.0	2.0	< 0.1	< 1	< 0.01	< 0.01	< 0.01	< 0.01	
510	P8 75 0 7	32.0 - 34.0	2.0	< 0.1	< 1	< 0.01	< 0.01	< 0.01	< 0.01	

Appendix 2-6(1) Assay Results of Ore Samples(Bulutkan Trench 18/22)

Ser.no.	Samp.No.	Position(m)	Length(m)	Au(g/t)	Ag(g/t)	Cu(%)	As(%)	Mo(%)	W03(%)	Discriptions
511	P8 75 0 8	34.0 - 36.0	2.0	0.3	< 1	< 0.01	0.02	< 0.01	< 0.01	
512	P8 75 0 9	36.0 - 37.0	1.0	0.2	1.6	0.02	< 0.01	< 0.01	< 0.01	
513	P8 75 0 10	37.0 - 38.0	1.0	0.3	< 1	0.01	< 0.01	< 0.01	< 0.01	
514	P8 75 0 11	38.0 - 39.0	1.0	< 0.1	6.8	< 0.01	< 0.01	< 0.01	< 0.01	
515	P8 75 0 12	39.0 - 40.0	1.0	< 0.1	< 1	< 0.01	< 0.01	< 0.01	< 0.01	
516	T- 27 0 1	1.5 - 3.0	1.5	< 0.1	< 1	< 0.01	0.01	< 0.01	< 0.01	
517	T- 27 0 2	3.0 - 4.0	1.0	< 0.1	< 1	< 0.01	< 0.01	< 0.01	< 0.01	
518	T- 27 0 3	4.0 - 5.0	1.0	< 0.1	< 1	< 0.01	< 0.01	< 0.01	< 0.01	
519	T- 27 0 4	5.0 - 6.0	1.0	< 0.1	< 1	< 0.01	< 0.01	< 0.01	< 0.01	
520	T- 27 0 5	6.0 - 7.0	1.0	< 0.1	< 1	< 0.01	< 0.01	< 0.01	< 0.01	
521	T- 27 0 6	7.0 - 8.0	1.0	< 0.1	< 1	< 0.01	< 0.01	< 0.01	< 0.01	
522	T- 27 0 7	8.0 - 9.0	1.0	< 0.1	< 1	< 0.01	< 0.01	< 0.01	< 0.01	
523	T- 27 0 8	9.0 - 10.0	1.0	< 0.1	< 1	< 0.01	< 0.01	< 0.01	< 0.01	
524	T- 27 0 9	10.0 - 11.0	1.0	< 0.1	1.8	< 0.01	< 0.01	< 0.01	< 0.01	
525	T- 27 0 10	11.0 - 12.0	1.0	< 0.1	< 1	< 0.01	< 0.01	< 0.01	< 0.01	
526	T- 27 0 11	12.0 - 13.0	1.0	< 0.1	< 1	< 0.01	< 0.01	< 0.01	< 0.01	
527	T- 27 0 12	13.0 - 14.0	1.0	< 0.1	< 1	< 0.01	< 0.01	< 0.01	< 0.01	
528	T- 27 0 13	14.0 - 15.0	1.0	< 0.1	< 1	< 0.01	< 0.01	< 0.01	< 0.01	
529	T- 27 0 14	15.0 - 16.0	1.0	< 0.1	< 1	< 0.01	< 0.01	< 0.01	< 0.01	
530	T- 27 0 15	16.0 - 17.0	1.0	< 0.1	< 1	< 0.01	< 0.01	< 0.01	< 0.01	
531	T- 27 0 16	17.0 - 18.0	1.0	< 0.1	< 1	< 0.01	< 0.01	< 0.01	< 0.01	
532	T- 27 0 17	18.0 - 19.0	1.0	0.1	< 1	< 0.01	< 0.01	< 0.01	0.02	
533	T- 27 0 18	19.0 - 20.0	1.0	< 0.1	< 1	< 0.01	< 0.01	< 0.01	< 0.01	
534	T- 27 0 19	20.0 - 21.0	1.0	< 0.1	< 1	< 0.01	< 0.01	< 0.01	< 0.01	
535	T- 27 0 20	21.0 - 22.0	1.0	< 0.1	< 1	< 0.01	< 0.01	< 0.01	< 0.01	
536	T- 27 0 21	22.0 - 23.0	1.0	< 0.1	< 1	< 0.01	< 0.01	< 0.01	< 0.01	
537	T- 27 0 22	23.0 - 24.0	1.0	0.5	< 1	< 0.01	< 0.01	< 0.01	< 0.01	
538	T- 27 0 23	24.0 - 25.0	1.0	< 0.1	< 1	< 0.01	< 0.01	< 0.01	< 0.01	
539	T- 27 0 24	25.0 - 26.0	1.0	< 0.1	< 1	< 0.01	< 0.01	< 0.01	< 0.01	
540	T- 27 0 25	26.0 - 27.0	1.0	< 0.1	< 1	< 0.01	0.01	< 0.01	< 0.01	

Appendix 2-6(1) Assay Results of Ore Samples(Bulutkan Trench 19/22)

Ser.no.	Samp.no.	Position(m)	Length(m)	Au(g/t)	Ag(g/t)	Cu(%)	As(%)	Mo(%)	W03(%)	Discriptions
541	T-27 0 26	27.0 - 28.0	1.0	< 0.1	< 1	< 0.01	< 0.01	< 0.01	< 0.01	
542	T-27 0 27	28.0 - 29.0	1.0	0.2	< 1	< 0.01	< 0.01	< 0.01	< 0.01	
543	T-27 0 28	29.0 - 30.0	1.0	< 0.1	< 1	< 0.01	0.01	< 0.01	< 0.01	
544	T-27 0 29	30.0 - 31.0	1.0	0.1	< 1	< 0.01	< 0.01	< 0.01	< 0.01	
545	T-27 0 30	31.0 - 32.0	1.0	< 0.1	< 1	< 0.01	< 0.01	< 0.01	< 0.01	
546	T-27 0 31	32.0 - 33.0	1.0	< 0.1	< 1	0.03	< 0.01	< 0.01	< 0.01	
547	T-27 0 32	33.0 - 34.0	1.0	< 0.1	< 1	< 0.01	< 0.01	< 0.01	< 0.01	
548	T-27 0 33	34.0 - 35.0	1.0	< 0.1	< 1	< 0.01	< 0.01	< 0.01	< 0.01	
549	T-27 0 34	35.0 - 36.0	1.0	< 0.1	< 1	< 0.01	< 0.01	< 0.01	< 0.01	
550	T-27 0 35	36.0 - 37.0	1.0	< 0.1	< 1	0.03	< 0.01	< 0.01	< 0.01	
551	T-27 0 36	37.0 - 38.0	1.0	< 0.1	< 1	0.05	< 0.01	< 0.01	< 0.01	
552	T-27 0 37	59.0 - 60.0	1.0	< 0.1	< 1	0.02	< 0.01	< 0.01	< 0.01	
553	T-27 0 38	60.0 - 61.0	1.0	< 0.1	< 1	< 0.01	< 0.01	< 0.01	< 0.01	
554	T-27 0 39	61.0 - 62.0	1.0	< 0.1	< 1	< 0.01	< 0.01	< 0.01	< 0.01	
555	T-27 0 40	62.0 - 63.0	1.0	< 0.1	< 1	< 0.01	< 0.01	< 0.01	< 0.01	
556	T-27 0 41	63.0 - 64.0	1.0	< 0.1	< 1	< 0.01	< 0.01	< 0.01	< 0.01	
557	T-27 0 42	64.0 - 65.0	1.0	< 0.1	< 1	< 0.01	< 0.01	< 0.01	< 0.01	
558	T-27 0 43	65.0 - 66.0	1.0	< 0.1	< 1	< 0.01	< 0.01	< 0.01	< 0.01	
559	T-27 0 44	66.0 - 67.0	1.0	< 0.1	< 1	< 0.01	< 0.01	< 0.01	< 0.01	
560	T-28 0 1	20.0 - 21.0	1.0	< 0.1	< 1	< 0.01	< 0.01	< 0.01	< 0.01	
561	T-28 0 2	21.0 - 22.0	1.0	< 0.1	< 1	< 0.01	< 0.01	< 0.01	< 0.01	
562	T-28 0 3	22.0 - 23.0	1.0	0.4	< 1	< 0.01	< 0.01	< 0.01	< 0.01	
563	T-28 0 4	23.0 - 24.0	1.0	< 0.1	< 1	< 0.01	< 0.01	< 0.01	< 0.01	
564	T-28 0 5	24.0 - 25.0	1.0	< 0.1	< 1	< 0.01	< 0.01	< 0.01	< 0.01	
565	T-28 0 6	25.0 - 26.0	1.0	< 0.1	< 1	< 0.01	< 0.01	< 0.01	< 0.01	
566	T-28 0 7	26.0 - 27.0	1.0	0.1	< 1	< 0.01	< 0.01	< 0.01	< 0.01	
567	T-28 0 8	27.0 - 28.0	1.0	< 0.1	1.8	< 0.01	< 0.01	< 0.01	< 0.01	
568	T-28 0 9	28.0 - 29.0	1.0	< 0.1	< 1	< 0.01	< 0.01	< 0.01	< 0.01	
569	T-28 0 10	29.0 - 30.0	1.0	< 0.1	< 1	< 0.01	< 0.01	< 0.01	< 0.01	
570	T-28 0 11	30.0 - 31.0	1.0	< 0.1	< 1	< 0.01	< 0.01	< 0.01	< 0.01	

Appendix 2-6(1) Assay Results of Ore Samples(Bulutkan Trench 20/22)

Ser.no	Samp.no.	Position(m)	Length(m)	Au(g/t)	Ag(g/t)	Cu(%)	As(%)	Mo(%)	W03(%)	Discriptions
571	T-28 0 12	31.0 - 32.0	1.0	< 0.1	< 1	< 0.01	< 0.01	< 0.01	< 0.01	
572	T-28 0 13	32.0 - 33.0	1.0	0.2	< 1	0.02	< 0.01	< 0.01	0.02	
573	T-28 0 14	33.0 - 34.0	1.0	< 0.1	12.8	0.03	< 0.01	< 0.01	0.04	
574	T-28 0 15	34.0 - 35.0	1.0	< 0.1	< 1	0.02	< 0.01	< 0.01	0.01	
575	T-28 0 16	35.0 - 36.0	1.0	< 0.1	< 1	0.05	< 0.01	< 0.01	< 0.01	
576	T-28 0 17	36.0 - 37.0	1.0	3.8	< 1	0.01	< 0.01	< 0.01	< 0.01	
577	T-28 0 18	37.0 - 38.0	1.0	< 0.1	< 1	0.01	< 0.01	< 0.01	< 0.01	
578	T-28 0 19	38.0 - 39.0	1.0	< 0.1	< 1	0.02	< 0.01	< 0.01	< 0.01	
579	T-28 0 20	39.0 - 40.0	1.0	< 0.1	< 1	0.01	< 0.01	< 0.01	< 0.01	
580	T-28 0 21	40.0 - 41.0	1.0	< 0.1	< 1	< 0.01	< 0.01	< 0.01	< 0.01	
581	T-28 0 22	41.0 - 43.0	2.0	< 0.1	< 1	< 0.01	< 0.01	< 0.01	< 0.01	
582	T-28 0 23	43.0 - 45.0	2.0	< 0.1	1.2	0.02	< 0.01	< 0.01	< 0.01	
583	T-28 0 24	45.0 - 47.0	2.0	< 0.1	< 1	0.07	< 0.01	< 0.01	< 0.01	
584	T-28 0 25	47.0 - 49.0	2.0	< 0.1	< 1	0.02	< 0.01	< 0.01	< 0.01	
585	T-28 0 26	49.0 - 51.0	2.0	< 0.1	< 1	0.02	< 0.01	< 0.01	< 0.01	
586	T-28 0 27	51.0 - 53.0	2.0	< 0.1	< 1	< 0.01	< 0.01	< 0.01	< 0.01	
587	T-28 0 28	53.0 - 55.0	2.0	0.1	< 1	< 0.01	< 0.01	< 0.01	< 0.01	
588	T-28 0 29	55.0 - 57.0	2.0	< 0.1	< 1	< 0.01	< 0.01	< 0.01	< 0.01	
589	T-28 0 30	57.0 - 59.0	2.0	< 0.1	< 1	< 0.01	< 0.01	< 0.01	< 0.01	
590	T-28 0 31	59.0 - 61.0	2.0	< 0.1	< 1	0.04	< 0.01	< 0.01	< 0.01	
591	T-29 0 1	28.0 - 30.0	2.0	0.1	< 1	< 0.01	< 0.01	< 0.01	< 0.01	
592	T-29 0 2	30.0 - 32.0	2.0	0.1	< 1	< 0.01	< 0.01	< 0.01	< 0.01	
593	T-29 0 3	32.0 - 34.0	2.0	< 0.1	< 1	< 0.01	< 0.01	< 0.01	< 0.01	
594	T-29 0 4	34.0 - 36.0	2.0	< 0.1	< 1	< 0.01	< 0.01	< 0.01	< 0.01	
595	T-29 0 5	36.0 - 38.0	2.0	0.1	< 1	< 0.01	< 0.01	< 0.01	< 0.01	
596	T-29 0 6	38.0 - 40.0	2.0	< 0.1	< 1	< 0.01	< 0.01	< 0.01	< 0.01	
597	T-29 0 7	40.0 - 42.0	2.0	< 0.1	9.8	< 0.01	< 0.01	< 0.01	< 0.01	
598	T-29 0 8	42.0 - 44.0	2.0	< 0.1	< 1	< 0.01	< 0.01	< 0.01	< 0.01	
599	T-29 0 9	44.0 - 46.0	2.0	< 0.1	1.8	< 0.01	< 0.01	< 0.01	< 0.01	
600	T-29 0 10	46.0 - 48.0	2.0	0.3	< 1	0.02	< 0.01	< 0.01	0.01	

Appendix 2-6(1) Assay Results of Ore Samples (Bulukan Trench 21/22)

Ser.no.	Samp.no.	Position(m)	Length(m)	Au(g/t)	Ag(g/t)	Cu(%)	As(%)	Mo(%)	W03(%)	Discriptions
601	T-29 0 11	48.0 - 50.0	2.0	< 0.1	< 1	0.02	< 0.01	< 0.01	< 0.01	
602	T-29 0 12	50.0 - 52.0	2.0	< 0.1	< 1	< 0.01	< 0.01	< 0.01	< 0.01	
603	T-29 0 13	52.0 - 53.0	1.0	0.9	< 1	< 0.01	< 0.01	< 0.01	< 0.01	
604	T-29 0 14	53.0 - 54.0	1.0	1.1	< 1	< 0.01	< 0.01	< 0.01	< 0.01	
605	T-29 0 15	54.0 - 55.0	1.0	1.4	< 1	0.02	< 0.01	< 0.01	< 0.01	
606	T-29 0 16	55.0 - 56.0	1.0	0.5	< 1	0.03	< 0.01	0.01	< 0.01	
607	T-29 0 17	56.0 - 57.0	1.0	0.6	< 1	0.03	< 0.01	< 0.01	< 0.01	
608	T-29 0 18	57.0 - 58.0	1.0	0.2	< 1	< 0.01	< 0.01	< 0.01	< 0.01	
609	T-29 0 19	58.0 - 59.0	1.0	0.2	6.8	0.02	< 0.01	< 0.01	< 0.01	
610	T-29 0 20	59.0 - 60.0	1.0	4.4	< 1	0.05	0.14	< 0.01	0.02	
611	T-29 0 21	60.0 - 61.0	1.0	2.4	< 1	0.06	0.07	< 0.01	< 0.01	
612	T-29 0 22	61.0 - 62.0	1.0	1.7	< 1	0.02	0.04	< 0.01	< 0.01	
613	T-29 0 23	62.0 - 63.0	1.0	0.7	< 1	0.01	< 0.01	< 0.01	< 0.01	
614	T-29 0 24	63.0 - 64.0	1.0	1.8	< 1	0.01	< 0.01	< 0.01	< 0.01	
615	T-29 0 25	64.0 - 65.0	1.0	< 0.1	< 1	< 0.01	< 0.01	< 0.01	< 0.01	
616	T-29 0 26	65.0 - 66.0	1.0	0.1	< 1	0.05	< 0.01	< 0.01	< 0.01	
617	T-29 0 27	66.0 - 67.0	1.0	0.2	1.8	< 0.01	< 0.01	< 0.01	< 0.01	
618	T-29 0 28	67.0 - 68.0	1.0	< 0.1	< 1	0.05	< 0.01	< 0.01	< 0.01	
619	T-29 0 29	68.0 - 69.0	1.0	< 0.1	< 1	0.05	< 0.01	< 0.01	< 0.01	
620	T-29 0 30	69.0 - 70.0	1.0	< 0.1	< 1	0.02	< 0.01	< 0.01	< 0.01	
621	T-29 0 31	70.0 - 71.0	1.0	< 0.1	< 1	0.03	< 0.01	< 0.01	< 0.01	
622	T-29 0 32	71.0 - 72.0	1.0	< 0.1	2.4	0.05	< 0.01	< 0.01	< 0.01	
623	T-29 0 33	72.0 - 73.0	1.0	< 0.1	< 1	< 0.01	< 0.01	< 0.01	< 0.01	
624	T-29 0 34	73.0 - 74.0	1.0	0.1	< 1	< 0.01	< 0.01	< 0.01	0.01	
625	T-29 0 35	74.0 - 75.0	1.0	< 0.1	< 1	0.01	< 0.01	< 0.01	0.02	
626	T-29 0 36	75.0 - 76.0	1.0	0.1	< 1	0.03	< 0.01	< 0.01	0.02	
627	T-29 0 37	76.0 - 77.0	1.0	< 0.1	< 1	0.02	< 0.01	< 0.01	< 0.01	
628	T-29 0 38	77.0 - 78.0	1.0	0.2	< 1	0.05	< 0.01	< 0.01	< 0.01	
629	T-29 0 39	78.0 - 79.0	1.0	0.6	< 1	0.03	< 0.01	< 0.01	< 0.01	
630	T-29 0 40	79.0 - 80.0	1.0	0.8	< 1	0.01	< 0.01	< 0.01	< 0.01	

Appendix 2-6(1) Assay Results of Ore Samples(Bulutkan Trench 22/22)

Ser.no.	Samp.no.	Position(m)	Length(m)	Au(g/t)	Ag(g/t)	Cu(%)	As(%)	Mo(%)	W03(%)	Discriptions
631	T-29 0 41	80.0 - 82.0	2.0	0.3	< 1	0.02	< 0.01	< 0.01	< 0.01	
632	T-29 0 42	82.0 - 84.0	2.0	0.3	< 1	< 0.01	< 0.01	< 0.01	< 0.01	
633	T-29 0 43	102.0 - 104.0	2.0	< 0.1	< 1	< 0.01	< 0.01	< 0.01	< 0.01	
634	T-29 0 44	104.0 - 106.0	2.0	0.2	15.6	< 0.01	< 0.01	< 0.01	0.01	
635	T-29 0 45	106.0 - 108.0	2.0	0.7	1.6	0.03	< 0.01	< 0.01	0.01	
636	T-29 0 46	108.0 - 110.0	2.0	0.3	< 1	0.02	< 0.01	< 0.01	< 0.01	
637	T-29 0 47	125.0 - 127.0	2.0	0.3	< 1	< 0.01	< 0.01	< 0.01	< 0.01	
638	T-29 0 48	127.0 - 129.0	2.0	0.5	< 1	0.03	0.02	< 0.01	< 0.01	
639	T-29 0 49	129.0 - 131.0	2.0	0.5	2.4	0.08	< 0.01	< 0.01	< 0.01	
640	T-29 0 50	131.0 - 133.0	2.0	0.9	< 1	0.02	< 0.01	< 0.01	0.02	
641	T-29 0 51	133.0 - 135.0	2.0	0.1	1.8	0.01	< 0.01	< 0.01	< 0.01	
642	T-29 0 52	135.0 - 136.0	1.0	< 0.1	< 1	0.02	< 0.01	< 0.01	0.01	
643	T-29 0 53	136.0 - 137.0	1.0	0.5	2.2	0.02	0.04	< 0.01	< 0.01	
644	T-29 0 54	137.0 - 138.0	1.0	0.7	3.4	0.04	0.08	< 0.01	< 0.01	
645	T-29 0 55	138.0 - 139.0	1.0	0.6	3.2	0.01	< 0.01	< 0.01	< 0.01	
646	T-29 0 56	139.0 - 140.0	1.0	0.2	2.4	0.02	< 0.01	< 0.01	< 0.01	
647	T-29 0 57	140.0 - 141.0	1.0	1.5	< 1	0.01	< 0.01	< 0.01	0.01	
648	T-29 0 58	141.0 - 142.0	1.0	0.3	1.6	0.01	< 0.01	< 0.01	0.01	
649	T-29 0 59	142.0 - 143.0	1.0	0.3	1.8	0.01	< 0.01	< 0.01	< 0.01	
650	T-29 0 60	143.0 - 144.0	1.0	< 0.1	1.8	0.08	0.04	< 0.01	0.01	
651	T-29 0 61	144.0 - 145.0	1.0	0.2	< 1	0.03	< 0.01	< 0.01	< 0.01	
652	T-29 0 62	145.0 - 147.0	2.0	0.4	< 1	0.02	< 0.01	< 0.01	< 0.01	
653	T-29 0 63	147.0 - 149.0	2.0	0.1	< 1	0.03	< 0.01	< 0.01	0.02	

Appendix 2-6(2) Assay Results of Ore Samples(Bulutkan Drillcore 1/19)

Ser.no.	Samp.no.	Depth(m)	Length(m)	Au(g/t)	Ag(g/t)	Cu(%)	As(%)	Mo(%)	W03(%)	Discriptions
1	B-801	4.9 - 7.0	2.1	0.1	<1	<0.01	<0.01	<0.01	<0.01	
2	B-802	7.0 - 9.0	2.0	0.1	<1	<0.01	<0.01	<0.01	<0.01	
3	B-803	9.0 - 11.0	2.0	0.1	<1	<0.01	<0.01	<0.01	<0.01	
4	B-804	11.0 - 12.5	1.5	<0.1	<1	<0.01	<0.01	<0.01	<0.01	
5	B-805	12.5 - 14.2	1.7	<0.1	<1	<0.01	0.01	<0.01	<0.01	
6	B-806	14.2 - 15.0	0.8	<0.1	<1	<0.01	<0.01	<0.01	<0.01	
7	B-807	15.0 - 16.0	1.0	<0.1	<1	<0.01	<0.01	<0.01	<0.01	
8	B-808	16.0 - 17.0	1.0	<0.1	<1	<0.01	<0.01	<0.01	<0.01	
9	B-809	17.0 - 18.1	1.1	0.1	<1	0.02	<0.01	<0.01	<0.01	
10	B-8010	18.1 - 19.3	1.2	1.1	1.8	0.03	<0.01	<0.01	<0.01	
11	B-8011	19.3 - 20.3	1.0	<0.1	<1	0.11	0.08	<0.01	<0.01	
12	B-8012	20.3 - 21.5	1.2	<0.1	<1	0.06	<0.01	<0.01	<0.01	
13	B-8013	21.5 - 22.6	1.1	<0.1	<1	0.02	<0.01	<0.01	<0.01	
14	B-8014	22.6 - 23.4	0.8	0.1	<1	0.38	<0.01	<0.01	<0.01	
15	B-8015	23.4 - 24.7	1.3	<0.1	<1	0.11	<0.01	<0.01	<0.01	
16	B-8016	24.7 - 26.1	1.4	<0.1	<1	0.03	<0.01	0.01	<0.01	
17	B-8017	26.1 - 27.7	1.6	<0.1	<1	0.12	<0.01	<0.01	<0.01	
18	B-8018	27.7 - 29.0	1.3	12	11.4	0.14	<0.01	<0.01	0.05	
19	B-8019	29.0 - 30.0	1.0	4	3.2	0.1	0.02	<0.01	<0.01	
20	B-8020	30.0 - 31.0	1.0	<0.1	<1	0.05	<0.01	0.01	<0.01	
21	B-8021	31.0 - 32.1	1.1	0.2	<1	0.09	<0.01	<0.01	<0.01	
22	B-8022	32.1 - 33.5	1.4	0.6	2.2	0.03	<0.01	<0.01	<0.01	
23	B-8023	33.5 - 34.6	1.1	0.3	<1	0.03	<0.01	0.01	<0.01	
24	B-8024	34.6 - 35.5	0.9	1.1	1.4	0.1	<0.01	<0.01	<0.01	
25	B-8025	35.5 - 36.4	0.9	6.4	6.8	0.15	<0.01	<0.01	<0.01	
26	B-8026	36.4 - 37.4	1.0	2.8	1.6	0.02	<0.01	<0.01	<0.01	
27	B-901	4.5 - 5.5	1.0	<0.1	<1	0.01	<0.01	<0.01	<0.01	
28	B-902	5.5 - 6.5	1.0	<0.1	<1	0.01	<0.01	<0.01	<0.01	
29	B-903	6.5 - 7.8	1.3	<0.1	<1	<0.01	<0.01	<0.01	<0.01	
30	B-904	7.8 - 8.8	1.0	<0.1	<1	0.01	<0.01	<0.01	<0.01	

Appendix 2-6(2) Assay Results of Ore Samples(Bulutkan Drillcore 2/19)

Ser.no.	Samp.No.	Depth(m)	Length(m)	Au(g/t)	Ag(g/t)	Cu(%)	As(%)	Mo(%)	W03(%)	Discriptions
31	B-905	8.8 - 9.9	1.1	< 0.1	< 1	0.01	< 0.01	< 0.01	< 0.01	
32	B-906	9.9 - 10.6	0.7	< 0.1	< 1	< 0.01	< 0.01	< 0.01	< 0.01	
33	B-907	10.6 - 12.1	1.5	< 0.1	< 1	< 0.01	< 0.01	< 0.01	< 0.01	
34	B-908	12.1 - 14.0	1.9	< 0.1	< 1	< 0.01	< 0.01	< 0.01	< 0.01	
35	B-909	14.0 - 14.8	0.8	< 0.1	< 1	< 0.01	0.1	< 0.01	< 0.01	
36	B-9010	14.8 - 15.8	1.0	0.1	1.2	< 0.01	< 0.01	< 0.01	< 0.01	
37	B-9011	15.8 - 16.8	1.0	< 0.1	< 1	< 0.01	< 0.01	< 0.01	< 0.01	
38	B-9012	16.8 - 17.6	0.8	< 0.1	< 1	< 0.01	< 0.01	< 0.01	< 0.01	
39	B-9013	17.6 - 18.8	1.2	< 0.1	< 1	< 0.01	< 0.01	< 0.01	< 0.01	
40	B-9014	18.8 - 20.0	1.2	0.2	1.4	< 0.01	< 0.01	< 0.01	< 0.01	
41	B-9015	20.0 - 21.0	1.0	< 0.1	< 1	< 0.01	< 0.01	< 0.01	< 0.01	
42	B-9016	21.0 - 22.0	1.0	< 0.1	< 1	< 0.01	< 0.01	< 0.01	< 0.01	
43	B-9017	22.0 - 23.2	1.2	< 0.1	< 1	< 0.01	< 0.01	< 0.01	< 0.01	
44	B-9018	23.2 - 24.2	1.0	0.1	< 1	< 0.01	< 0.01	< 0.01	< 0.01	
45	B-9019	24.2 - 25.3	1.1	< 0.1	< 1	< 0.01	< 0.01	< 0.01	< 0.01	
46	B-9020	25.3 - 26.3	1.0	< 0.1	< 1	0.01	< 0.01	< 0.01	< 0.01	
47	B-9021	26.3 - 27.3	1.0	< 0.1	< 1	0.02	< 0.01	< 0.01	< 0.01	
48	B-9022	27.3 - 28.2	0.9	< 0.1	< 1	< 0.01	0.02	< 0.01	< 0.01	
49	B-9023	28.2 - 29.4	1.2	< 0.1	< 1	0.02	0.14	< 0.01	0.01	
50	B-9024	29.4 - 30.7	1.3	< 0.1	< 1	< 0.01	0.04	< 0.01	< 0.01	
51	B-9025	39.8 - 41.2	1.4	< 0.1	< 1	< 0.01	< 0.01	0.01	0.02	
52	B-9026	41.2 - 42.3	1.1	0.5	< 1	0.01	0.02	< 0.01	0.01	
53	B-9027	42.3 - 44.0	1.7	< 0.1	< 1	0.03	0.13	< 0.01	< 0.01	
54	B-9028	44.0 - 45.5	1.5	< 0.1	< 1	< 0.01	< 0.01	< 0.01	< 0.01	
55	B-9029	45.5 - 47.0	1.5	< 0.1	< 1	< 0.01	0.02	< 0.01	< 0.01	
56	B-9030	47.0 - 48.0	1.0	8.5	7.8	0.38	1.7	< 0.01	0.01	
57	B-1001	11.2 - 12.0	0.8	< 0.1	< 1	0.02	< 0.01	< 0.01	< 0.01	
58	B-1002	12.0 - 13.0	1.0	< 0.1	< 1	0.01	< 0.01	< 0.01	< 0.01	
59	B-1003	13.0 - 14.0	1.0	< 0.1	< 1	0.01	< 0.01	< 0.01	< 0.01	
60	B-1004	14.0 - 15.5	1.5	< 0.1	< 1	< 0.01	< 0.01	< 0.01	< 0.01	

Appendix 2-6(2) Assay Results of Ore Samples(Bulutukan Drillcore 3/19)

Ser.no.	Samp.no.	Depth(m)	Length(m)	Au(g/t)	Ag(g/t)	Cu(%)	As(%)	Mo(%)	W03(%)	Discriptions
61	B-1005	15.5 - 17.0	1.5	< 0.1	< 1	< 0.01	< 0.01	< 0.01	< 0.01	
62	B-1006	17.0 - 18.2	1.2	< 0.1	< 1	0.01	< 0.01	< 0.01	< 0.01	
63	B-1007	19.0 - 21.0	2.0	< 0.1	< 1	< 0.01	< 0.01	< 0.01	< 0.01	
64	B-1008	21.0 - 23.0	2.0	< 0.1	< 1	< 0.01	< 0.01	< 0.01	< 0.01	
65	B-1009	23.0 - 25.0	2.0	< 0.1	< 1	< 0.01	< 0.01	< 0.01	< 0.01	
66	B-10010	25.0 - 27.0	2.0	< 0.1	< 1	< 0.01	< 0.01	< 0.01	< 0.01	
67	B-10011	27.0 - 29.0	2.0	< 0.1	< 1	< 0.01	< 0.01	< 0.01	< 0.01	
68	B-10012	29.0 - 31.0	2.0	< 0.1	< 1	< 0.01	< 0.01	< 0.01	< 0.01	
69	B-10013	31.0 - 33.5	2.5	< 0.1	< 1	< 0.01	< 0.01	< 0.01	< 0.01	
70	B-10014	38.0 - 40.0	2.0	< 0.1	< 1	< 0.01	< 0.01	< 0.01	< 0.01	
71	B-10015	40.0 - 42.0	2.0	< 0.1	< 1	0.01	< 0.01	< 0.01	< 0.01	
72	B-10016	50.0 - 51.0	1.0	< 0.1	< 1	0.01	< 0.01	< 0.01	0.01	
73	B-10017	51.0 - 52.0	1.0	< 0.1	< 1	0.01	< 0.01	< 0.01	< 0.01	
74	B-10018	52.0 - 53.0	1.0	< 0.1	< 1	< 0.01	< 0.01	< 0.01	< 0.01	
75	B-10019	53.0 - 53.7	0.7	< 0.1	< 1	< 0.01	< 0.01	< 0.01	< 0.01	
76	B-10020	62.7 - 63.9	1.2	< 0.1	< 1	< 0.01	< 0.01	< 0.01	< 0.01	
77	B-10021	63.9 - 65.0	1.1	< 0.1	< 1	< 0.01	< 0.01	< 0.01	0.01	
78	B-10022	65.0 - 66.0	1.0	< 0.1	< 1	0.01	< 0.01	< 0.01	< 0.01	
79	B-10023	66.0 - 67.2	1.2	< 0.1	< 1	0.01	< 0.01	< 0.01	0.01	
80	B-10024	67.2 - 69.4	2.2	< 0.1	< 1	0.01	< 0.01	< 0.01	< 0.01	
81	B-10025	71.4 - 73.0	1.6	< 0.1	< 1	0.01	< 0.01	< 0.01	< 0.01	
82	B-10026	73.0 - 74.5	1.5	< 0.1	< 1	< 0.01	< 0.01	< 0.01	< 0.01	
83	B-10027	77.7 - 78.7	1.0	< 0.1	< 1	< 0.01	< 0.01	< 0.01	< 0.01	
84	B-1101	6.8 - 8.0	1.2	< 0.1	4.4	0.02	< 0.01	< 0.01	< 0.01	
85	B-1102	8.0 - 9.0	1.0	< 0.1	< 1	< 0.01	< 0.01	< 0.01	< 0.01	
86	B-1103	9.0 - 10.0	1.0	< 0.1	3.2	< 0.01	< 0.01	< 0.01	< 0.01	
87	B-1104	10.0 - 11.0	1.0	< 0.1	< 1	< 0.01	< 0.01	< 0.01	< 0.01	
88	B-1105	11.0 - 12.0	1.0	< 0.1	< 1	0.02	< 0.01	< 0.01	< 0.01	
89	B-1106	12.0 - 13.0	1.0	< 0.1	< 1	< 0.01	< 0.01	< 0.01	< 0.01	
90	B-1107	13.0 - 14.3	1.3	< 0.1	< 1	< 0.01	< 0.01	< 0.01	< 0.01	

Appendix 2-6(2) Assay Results of Ore Samples(Bulutkan Drillcore 4/19)

Ser.no.	Samp.no.	Depth(m)	Length(m)	Au(g/t)	Ag(g/t)	Cu(%)	As(%)	Mo(%)	W03(%)	Discriptions
91	B-1108	14.3 - 15.0	0.7	< 0.1	7.8	< 0.01	< 0.01	< 0.01	< 0.01	
92	B-1109	15.0 - 15.9	0.9	< 0.1	< 1	< 0.01	< 0.01	< 0.01	< 0.01	
93	B-11010	15.9 - 17.0	1.1	< 0.1	1.8	< 0.01	< 0.01	< 0.01	< 0.01	
94	B-11011	17.0 - 18.0	1.0	< 0.1	1.8	< 0.01	< 0.01	< 0.01	< 0.01	
95	B-11012	18.0 - 19.9	1.9	< 0.1	< 1	< 0.01	< 0.01	< 0.01	< 0.01	
96	B-11013	19.9 - 22.0	2.1	< 0.1	2.8	< 0.01	< 0.01	< 0.01	< 0.01	
97	B-11014	22.0 - 24.0	2.0	< 0.1	2.4	< 0.01	< 0.01	< 0.01	< 0.01	
98	B-11015	24.0 - 26.0	2.0	< 0.1	3.6	< 0.01	< 0.01	< 0.01	< 0.01	
99	B-11016	26.0 - 28.0	2.0	< 0.1	1.6	< 0.01	< 0.01	< 0.01	< 0.01	
100	B-11017	28.0 - 29.9	1.9	< 0.1	1.6	0.02	< 0.01	< 0.01	< 0.01	
101	B-11018	29.9 - 31.0	1.1	< 0.1	< 1	0.02	< 0.01	< 0.01	< 0.01	
102	B-11019	31.0 - 32.2	1.2	< 0.1	< 1	< 0.01	< 0.01	< 0.01	< 0.01	
103	B-11020	32.2 - 33.7	1.5	< 0.1	3.6	< 0.01	< 0.01	< 0.01	< 0.01	
104	B-11021	33.7 - 35.2	1.5	< 0.1	< 1	< 0.01	< 0.01	< 0.01	< 0.01	
105	B-11022	35.2 - 37.0	1.8	< 0.1	< 1	< 0.01	< 0.01	< 0.01	< 0.01	
106	B-11023	37.0 - 38.6	1.6	< 0.1	< 1	< 0.01	< 0.01	< 0.01	< 0.01	
107	B-11024	38.6 - 40.2	1.6	< 0.1	< 1	< 0.01	< 0.01	< 0.01	< 0.01	
108	B-11025	40.2 - 42.0	1.8	< 0.1	< 1	< 0.01	< 0.01	< 0.01	< 0.01	
109	B-11026	42.0 - 43.8	1.8	< 0.1	< 1	< 0.01	< 0.01	< 0.01	< 0.01	
110	B-11027	43.8 - 46.0	2.2	< 0.1	1.2	< 0.01	< 0.01	< 0.01	< 0.01	
111	B-11028	46.0 - 48.0	2.0	< 0.1	1.6	< 0.01	< 0.01	< 0.01	< 0.01	
112	B-11029	48.0 - 50.0	2.0	< 0.1	< 1	< 0.01	< 0.01	< 0.01	< 0.01	
113	B-11030	73.0 - 74.6	1.6	< 0.1	1.8	< 0.01	< 0.01	< 0.01	0.02	
114	B-11031	79.4 - 81.0	1.6	0.2	1.8	0.03	< 0.01	< 0.01	< 0.01	
115	B-11032	81.0 - 82.2	1.2	0.5	1.8	0.03	< 0.01	< 0.01	< 0.01	
116	B-11033	82.2 - 84.2	2.0	< 0.1	2.4	0.02	< 0.01	< 0.01	< 0.01	
117	B-11034	84.2 - 86.0	1.8	< 0.1	< 1	< 0.01	< 0.01	< 0.01	< 0.01	
118	B-11035	86.0 - 88.0	2.0	< 0.1	5.2	0.01	< 0.01	< 0.01	< 0.01	
119	B-11036	88.0 - 90.0	2.0	< 0.1	< 1	0.01	< 0.01	< 0.01	< 0.01	
120	B-11037	100.2 - 101.6	1.4	< 0.1	< 1	< 0.01	< 0.01	< 0.01	< 0.01	

Appendix 2-6(2) Assay Results of Ore Samples (Bulukan Drillcore 5/19)

Ser. no.	Samp. no.	Depth (m)	Length (m)	Au (g/t)	Ag (g/t)	Cu (%)	As (%)	Mo (%)	W03 (%)	Discriptions
121	B-11038	101.6 - 103.0	1.4	< 0.1	< 1	0.02	< 0.01	< 0.01	0.02	
122	B-11039	103.0 - 104.0	1.0	< 0.1	< 1	< 0.01	< 0.01	< 0.01	< 0.01	
123	B-11040	104.0 - 105.0	1.0	< 0.1	2.4	< 0.01	< 0.01	< 0.01	< 0.01	
124	B-11041	105.0 - 106.0	1.0	< 0.1	< 1	< 0.01	< 0.01	< 0.01	< 0.01	
125	B-11042	106.0 - 107.5	1.5	< 0.1	< 1	< 0.01	< 0.01	< 0.01	< 0.01	
126	B-11043	114.8 - 116.0	1.2	0.2	< 1	< 0.01	< 0.01	< 0.01	< 0.01	
127	B-11044	116.0 - 117.0	1.0	< 0.1	< 1	< 0.01	< 0.01	< 0.01	< 0.01	
128	B-11045	117.0 - 118.1	1.1	< 0.1	< 1	< 0.01	< 0.01	< 0.01	< 0.01	
129	B-11046	118.1 - 119.0	0.9	< 0.1	< 1	< 0.01	< 0.01	< 0.01	< 0.01	
130	B-11047	119.0 - 120.0	1.0	< 0.1	< 1	< 0.01	< 0.01	< 0.01	< 0.01	
131	B-11048	120.0 - 121.0	1.0	0.1	< 1	< 0.01	< 0.01	< 0.01	< 0.01	
132	B-11049	121.0 - 122.0	1.0	< 0.1	< 1	0.02	< 0.01	< 0.01	< 0.01	
133	B-11050	122.0 - 123.3	1.3	< 0.1	< 1	0.01	< 0.01	< 0.01	< 0.01	
134	B-11051	123.3 - 125.9	2.6	0.5	48.6	0.01	< 0.01	< 0.01	< 0.01	
135	B-11052	125.9 - 128.0	2.1	< 0.1	1.2	0.01	< 0.01	< 0.01	< 0.01	
136	B-11053	128.0 - 129.0	1.0	< 0.1	< 1	0.01	< 0.01	< 0.01	< 0.01	
137	B-1201	3.0 - 4.0	1.0	0.1	< 1	0.02	0.01	< 0.01	0.01	
138	B-1202	4.0 - 5.0	1.0	< 0.1	14.8	0.02	0.02	< 0.01	< 0.01	
139	B-1203	5.0 - 6.0	1.0	< 0.1	4.8	0.02	0.03	< 0.01	< 0.01	
140	B-1204	6.0 - 8.0	2.0	< 0.1	5.2	< 0.01	0.03	< 0.01	< 0.01	
141	B-1205	8.0 - 9.0	1.0	< 0.1	3.2	< 0.01	0.04	< 0.01	< 0.01	
142	B-1206	9.0 - 11.0	2.0	< 0.1	1.2	< 0.01	< 0.01	< 0.01	< 0.01	
143	B-1207	11.0 - 12.8	1.8	0.8	10.4	0.07	0.02	< 0.01	< 0.01	
144	B-1208	12.8 - 14.0	1.2	0.2	< 1	< 0.01	0.03	< 0.01	< 0.01	
145	B-1209	14.0 - 16.0	2.0	< 0.1	12	< 0.01	0.03	< 0.01	< 0.01	
146	B-12010	16.0 - 18.0	2.0	< 0.1	< 1	< 0.01	0.03	< 0.01	< 0.01	
147	B-12011	18.0 - 19.5	1.5	< 0.1	< 1	0.02	0.05	< 0.01	0.01	
148	B-12012	19.5 - 21.3	1.8	< 0.1	< 1	< 0.01	0.03	< 0.01	< 0.01	
149	B-12013	21.3 - 23.0	1.7	< 0.1	< 1	< 0.01	< 0.01	< 0.01	< 0.01	
150	B-12014	23.0 - 25.4	2.4	< 0.1	< 1	< 0.01	< 0.01	< 0.01	< 0.01	

Appendix 2-6(2) Assay Results of Ore Samples(Bulutkan Drillcore 6/19)

Ser. no.	Samp. no.	Depth(m)	Length(m)	Au(g/t)	Ag(g/t)	Cu(%)	As(%)	Mo(%)	W03(%)	Discriptions
151	B-12015	25.4 - 27.0	1.6	< 0.1	8.2	< 0.01	< 0.01	< 0.01	< 0.01	
152	B-12016	27.0 - 28.7	1.7	< 0.1	< 1	< 0.01	< 0.01	< 0.01	< 0.01	
153	B-12017	33.0 - 34.0	1.0	< 0.1	< 1	< 0.01	< 0.01	< 0.01	< 0.01	
154	B-12018	34.0 - 35.0	1.0	< 0.1	< 1	< 0.01	< 0.01	< 0.01	< 0.01	
155	B-12019	68.4 - 70.0	1.6	< 0.1	< 1	< 0.01	< 0.01	< 0.01	< 0.01	
156	B-12020	70.0 - 72.0	2.0	< 0.1	< 1	< 0.01	< 0.01	< 0.01	< 0.01	
157	B-12021	72.0 - 73.5	1.5	< 0.1	< 1	< 0.01	< 0.01	< 0.01	< 0.01	
158	B-12022	73.5 - 75.4	1.9	< 0.1	< 1	< 0.01	< 0.01	< 0.01	< 0.01	
159	B-12023	75.4 - 77.2	1.8	< 0.1	< 1	< 0.01	< 0.01	< 0.01	< 0.01	
160	B-12024	80.4 - 82.0	1.6	< 0.1	1.8	< 0.01	< 0.01	< 0.01	< 0.01	
161	B-12025	82.0 - 84.0	2.0	< 0.1	< 1	0.01	< 0.01	< 0.01	< 0.01	
162	B-12026	84.0 - 85.5	1.5	< 0.1	< 1	< 0.01	< 0.01	< 0.01	< 0.01	
163	B-12027	85.5 - 87.0	1.5	< 0.1	< 1	< 0.01	< 0.01	< 0.01	< 0.01	
164	B-12028	87.0 - 88.2	1.2	< 0.1	< 1	0.01	< 0.01	< 0.01	< 0.01	
165	B-12029	107.7 - 110.0	2.3	< 0.1	< 1	< 0.01	< 0.01	< 0.01	< 0.01	
166	B-12030	110.0 - 112.0	2.0	< 0.1	< 1	< 0.01	< 0.01	< 0.01	< 0.01	
167	B-12031	112.0 - 114.0	2.0	< 0.1	< 1	< 0.01	< 0.01	< 0.01	< 0.01	
168	B-12032	114.0 - 115.5	1.5	< 0.1	< 1	0.01	< 0.01	< 0.01	< 0.01	
169	B-12033	115.5 - 117.0	1.5	0.3	< 1	0.01	< 0.01	< 0.01	< 0.01	
170	B-12034	117.0 - 118.0	1.0	< 0.1	< 1	0.01	< 0.01	< 0.01	< 0.01	
171	B-12035	118.0 - 119.0	1.0	< 0.1	< 1	0.01	< 0.01	< 0.01	< 0.01	
172	B-12036	119.0 - 120.0	1.0	< 0.1	< 1	< 0.01	< 0.01	< 0.01	< 0.01	
173	B-12037	120.0 - 121.0	1.0	< 0.1	< 1	0.01	< 0.01	< 0.01	< 0.01	
174	B-12038	121.0 - 123.0	2.0	0.2	< 1	0.01	< 0.01	< 0.01	< 0.01	
175	B-12039	135.0 - 136.0	1.0	0.4	< 1	0.02	0.06	< 0.01	< 0.01	
176	B-12040	136.0 - 137.0	1.0	0.4	< 1	0.03	0.02	< 0.01	< 0.01	
177	B-12041	137.0 - 138.0	1.0	< 0.1	< 1	0.04	2.5	< 0.01	< 0.01	
178	B-12042	138.0 - 139.0	1.0	0.1	< 1	0.02	0.3	< 0.01	< 0.01	
179	B-12043	139.0 - 140.1	1.1	< 0.1	< 1	0.01	2	< 0.01	< 0.01	
180	B-12044	140.1 - 141.8	1.7	< 0.1	< 1	0.01	0.14	< 0.01	< 0.01	

Appendix 2-6(2) Assay Results of Ore Samples(Bulutkan Drillcore 7/19)

Ser. no.	Samp. no.	Depth(m)	Length(m)	Au(g/t)	Ag(g/t)	Cu(%)	As(%)	Mo(%)	W03(%)	Discriptions
181	B-12045	141.8 - 143.0	1.2	0.1	< 1	< 0.01	0.14	< 0.01	< 0.01	
182	B-12046	143.0 - 144.0	1.0	< 0.1	< 1	< 0.01	0.95	< 0.01	< 0.01	
183	B-12047	144.0 - 145.0	1.0	< 0.1	< 1	< 0.01	0.34	< 0.01	< 0.01	
184	B-12048	145.0 - 146.0	1.0	< 0.1	< 1	< 0.01	< 0.01	< 0.01	< 0.01	
185	B-12049	146.0 - 146.9	0.9	< 0.1	< 1	< 0.01	0.06	< 0.01	< 0.01	
186	B-1301	19.8 - 21.0	1.2	0.5	< 1	0.02	< 0.01	< 0.01	< 0.01	
187	B-1302	21.0 - 22.0	1.0	0.2	< 1	0.03	< 0.01	< 0.01	< 0.01	
188	B-1303	22.0 - 23.0	1.0	< 0.1	1.8	0.02	< 0.01	< 0.01	< 0.01	
189	B-1304	23.0 - 25.0	2.0	< 0.1	< 1	0.02	< 0.01	< 0.01	< 0.01	
190	B-1305	25.0 - 27.0	2.0	0.3	< 1	0.03	< 0.01	< 0.01	< 0.01	
191	B-1306	27.0 - 28.6	1.6	< 0.1	< 1	0.02	< 0.01	< 0.01	< 0.01	
192	B-1307	28.6 - 30.0	1.4	< 0.1	< 1	0.02	< 0.01	< 0.01	< 0.01	
193	B-1308	30.0 - 31.5	1.5	< 0.1	< 1	0.02	< 0.01	< 0.01	< 0.01	
194	B-1309	31.5 - 33.0	1.5	< 0.1	< 1	0.02	< 0.01	< 0.01	< 0.01	
195	B-13010	33.0 - 35.0	2.0	< 0.1	< 1	0.02	< 0.01	< 0.01	< 0.01	
196	B-13011	35.0 - 37.0	2.0	< 0.1	< 1	0.01	< 0.01	< 0.01	< 0.01	
197	B-13012	37.0 - 39.5	2.5	0.1	< 1	< 0.01	< 0.01	< 0.01	< 0.01	
198	B-13013	39.5 - 40.5	1.0	2.8	< 1	< 0.01	< 0.01	< 0.01	< 0.01	
199	B-13014	40.5 - 41.5	1.0	21	1.6	< 0.01	< 0.01	< 0.01	< 0.01	
200	B-13015	41.5 - 42.5	1.0	< 0.1	< 1	< 0.01	< 0.01	< 0.01	< 0.01	
201	B-13016	42.5 - 44.0	1.5	< 0.1	< 1	0.02	< 0.01	< 0.01	< 0.01	
202	B-13017	44.0 - 45.0	1.0	< 0.1	< 1	0.03	< 0.01	< 0.01	< 0.01	
203	B-13018	45.0 - 46.1	1.1	< 0.1	< 1	0.02	< 0.01	< 0.01	< 0.01	
204	B-13019	46.1 - 47.8	1.7	< 0.1	< 1	< 0.01	< 0.01	< 0.01	< 0.01	
205	B-13020	47.8 - 49.0	1.2	< 0.1	< 1	< 0.01	< 0.01	< 0.01	< 0.01	
206	B-13021	48.0 - 50.0	1.0	< 0.1	2.4	< 0.01	< 0.01	< 0.01	< 0.01	
207	B-13022	50.0 - 50.8	0.8	0.1	< 1	< 0.01	< 0.01	< 0.01	< 0.01	
208	B-13023	50.8 - 52.3	1.5	< 0.1	< 1	0.02	0.06	0.06	0.05	
209	B-13024	52.3 - 53.7	1.4	< 0.1	< 1	0.02	0.03	< 0.01	0.01	
210	B-13025	63.7 - 65.0	1.3	< 0.1	< 1	< 0.01	0.04	< 0.01	< 0.01	

Appendix 2-6(2) Assay Results of Ore Samples(Bulutkan Drillcore 8/19)

ser.no.	Samp.no.	Depth(m)	Length(m)	Au(g/t)	Ag(g/t)	Cu(%)	As(%)	Mo(%)	WOS(%)	Discriptions
211	B-13026	65.0 - 66.4	1.4	< 0.1	2.8	< 0.01	< 0.01	< 0.01	< 0.01	
212	B-13027	66.4 - 67.9	1.5	< 0.1	< 1	< 0.01	0.03	< 0.01	0.01	
213	B-13028	74.0 - 75.5	1.5	0.1	< 1	< 0.01	< 0.01	< 0.01	< 0.01	
214	B-13029	75.5 - 77.0	1.5	< 0.1	< 1	< 0.01	< 0.01	< 0.01	< 0.01	
215	B-13030	77.0 - 79.0	2.0	< 0.1	< 1	< 0.01	0.02	< 0.01	< 0.01	
216	B-13031	79.0 - 80.4	1.4	0.3	< 1	< 0.01	0.02	< 0.01	< 0.01	
217	B-13032	80.4 - 82.8	2.4	0.3	< 1	< 0.01	< 0.01	< 0.01	< 0.01	
218	B-13033	82.8 - 84.7	1.9	< 0.1	< 1	< 0.01	< 0.01	< 0.01	< 0.01	
219	B-13034	84.7 - 86.0	1.3	< 0.1	< 1	< 0.01	0.03	< 0.01	< 0.01	
220	B-13035	86.0 - 87.0	1.0	0.1	< 1	< 0.01	0.03	< 0.01	< 0.01	
221	B-13036	87.0 - 87.9	0.9	0.1	< 1	0.02	0.02	< 0.01	0.01	
222	B-13037	87.9 - 89.7	1.8	0.2	< 1	< 0.01	0.02	< 0.01	< 0.01	
223	B-13038	89.7 - 91.0	1.3	< 0.1	1.6	0.02	0.02	< 0.01	< 0.01	
224	B-1401	2.0 - 4.0	2.0	< 0.1	< 1	< 0.01	< 0.01	< 0.01	< 0.01	
225	B-1402	4.0 - 5.8	1.8	< 0.1	< 1	< 0.01	< 0.01	< 0.01	< 0.01	
226	B-1403	5.8 - 7.5	1.7	< 0.1	< 1	< 0.01	< 0.01	< 0.01	< 0.01	
227	B-1404	7.5 - 8.7	1.2	0.1	< 1	< 0.01	< 0.01	< 0.01	< 0.01	
228	B-1405	10.5 - 12.5	2.0	< 0.1	< 1	< 0.01	< 0.01	< 0.01	< 0.01	
229	B-1406	12.5 - 14.5	2.0	< 0.1	< 1	< 0.01	< 0.01	< 0.01	< 0.01	
230	B-1407	14.5 - 16.0	1.5	0.2	< 1	0.02	< 0.01	< 0.01	< 0.01	
231	B-1408	16.0 - 17.6	1.6	< 0.1	< 1	< 0.01	< 0.01	< 0.01	< 0.01	
232	B-1409	17.6 - 19.5	1.9	< 0.1	< 1	< 0.01	< 0.01	< 0.01	< 0.01	
233	B-14010	19.5 - 21.5	2.0	< 0.1	< 1	< 0.01	< 0.01	< 0.01	< 0.01	
234	B-14011	21.5 - 24.2	2.7	< 0.1	< 1	< 0.01	< 0.01	< 0.01	< 0.01	
235	B-14012	24.2 - 26.4	2.2	< 0.1	< 1	< 0.01	< 0.01	< 0.01	< 0.01	
236	B-14013	29.8 - 31.2	1.4	< 0.1	< 1	< 0.01	< 0.01	< 0.01	< 0.01	
237	B-14014	42.8 - 44.8	2.0	< 0.1	< 1	< 0.01	< 0.01	< 0.01	< 0.01	
238	B-14015	44.8 - 46.4	1.6	< 0.1	< 1	< 0.01	< 0.01	< 0.01	< 0.01	
239	B-14016	46.4 - 48.0	1.6	0.1	< 1	< 0.01	< 0.01	< 0.01	< 0.01	
240	B-14017	48.0 - 50.0	2.0	< 0.1	< 1	< 0.01	< 0.01	< 0.01	< 0.01	

Appendix 2-6(2) Assay Results of Ore Samples(Bulutkan Drillcore 9/19)

Ser.no.	Samp.no.	Depth(m)	Length(m)	Au(g/t)	Ag(g/t)	Cu(%)	As(%)	Mo(%)	W03(%)	Discriptions
241	B-14018	50.0 - 51.5	1.5	< 0.1	< 1	< 0.01	< 0.01	< 0.01	< 0.01	
242	B-14019	51.5 - 53.4	1.9	< 0.1	< 1	< 0.01	< 0.01	< 0.01	< 0.01	
243	B-14020	80.9 - 82.3	1.4	< 0.1	< 1	< 0.01	< 0.01	< 0.01	< 0.01	
244	B-14021	85.4 - 86.5	1.1	< 0.1	< 1	< 0.01	< 0.01	< 0.01	< 0.01	
245	B-14022	86.5 - 87.5	1.0	< 0.1	< 1	< 0.01	< 0.01	< 0.01	< 0.01	
246	B-14023	87.5 - 88.5	1.0	< 0.1	< 1	< 0.01	< 0.01	< 0.01	< 0.01	
247	B-14024	88.5 - 89.3	0.8	< 0.1	< 1	< 0.01	< 0.01	< 0.01	< 0.01	
248	B-14025	89.3 - 91.0	1.7	< 0.1	1.6	< 0.01	< 0.01	< 0.01	< 0.01	
249	B-14026	91.0 - 93.4	2.4	< 0.1	< 1	< 0.01	< 0.01	< 0.01	< 0.01	
250	B-14027	93.4 - 95.0	1.6	0.4	< 1	0.05	< 0.01	0.04	< 0.01	
251	B-14028	95.0 - 96.5	1.5	< 0.1	< 1	0.03	< 0.01	< 0.01	< 0.01	
252	B-14029	96.5 - 98.0	1.5	< 0.1	< 1	< 0.01	< 0.01	< 0.01	< 0.01	
253	B-14030	100.0 - 101.5	1.5	< 0.1	< 1	< 0.01	< 0.01	< 0.01	< 0.01	
254	B-14031	101.5 - 102.5	1.0	< 0.1	< 1	< 0.01	< 0.01	< 0.01	< 0.01	
255	B-14032	102.5 - 103.8	1.3	< 0.1	< 1	0.02	< 0.01	< 0.01	< 0.01	
256	B-14033	103.8 - 104.9	1.1	< 0.1	< 1	0.03	< 0.01	< 0.01	< 0.01	
257	B-14034	104.9 - 106.0	1.1	< 0.1	< 1	0.02	< 0.01	< 0.01	< 0.01	
258	B-14035	106.0 - 108.0	2.0	< 0.1	< 1	< 0.01	< 0.01	< 0.01	< 0.01	
259	B-14036	108.0 - 109.1	1.1	< 0.1	< 1	< 0.01	< 0.01	< 0.01	< 0.01	
260	B-14037	109.1 - 111.6	2.5	< 0.1	< 1	< 0.01	< 0.01	< 0.01	< 0.01	
261	B-14038	111.6 - 113.3	1.7	< 0.1	< 1	< 0.01	< 0.01	< 0.01	< 0.01	
262	B-14039	113.3 - 114.6	1.3	< 0.1	< 1	0.01	< 0.01	< 0.01	< 0.01	
263	B-14040	114.6 - 116.0	1.4	< 0.1	< 1	0.12	< 0.01	< 0.01	0.01	
264	B-14041	116.0 - 117.5	1.5	0.4	< 1	< 0.01	< 0.01	< 0.01	< 0.01	
265	B-14042	117.5 - 119.3	1.8	< 0.1	< 1	< 0.01	< 0.01	< 0.01	< 0.01	
266	B-14043	119.3 - 120.8	1.5	< 0.1	< 1	0.01	< 0.01	< 0.01	< 0.01	
267	B-14044	120.8 - 122.5	1.7	< 0.1	2.8	< 0.01	< 0.01	< 0.01	< 0.01	
268	B-14045	122.5 - 124.0	1.5	< 0.1	< 1	< 0.01	< 0.01	< 0.01	< 0.01	
269	B-14046	124.0 - 125.8	1.8	< 0.1	< 1	< 0.01	< 0.01	< 0.01	< 0.01	
270	B-14047	125.8 - 127.2	1.4	< 0.1	1.2	< 0.01	< 0.01	< 0.01	< 0.01	

Appendix 2-6(2) Assay Results of Ore Samples(Bulutkan Drillcore 10/19)

Ser. no.	Samp. no.	Depth(m)	Length(m)	Au(g/t)	Ag(g/t)	Cu(%)	As(%)	Mo(%)	W03(%)	Discriptions
271	B-14048	127.2 - 128.4	1.2	< 0.1	< 1	< 0.01	< 0.01	< 0.01	< 0.01	
272	B-14049	128.4 - 130.0	1.6	< 0.1	65.4	0.17	< 0.01	< 0.01	0.01	
273	B-14050	130.0 - 132.0	2.0	< 0.1	1.6	0.01	< 0.01	< 0.01	< 0.01	
274	B-14051	132.0 - 133.6	1.6	< 0.1	< 1	< 0.01	< 0.01	< 0.01	< 0.01	
275	B-14052	133.6 - 135.0	1.4	< 0.1	1.8	0.02	< 0.01	< 0.01	< 0.01	
276	B-14053	135.0 - 136.5	1.5	< 0.1	2.8	0.01	< 0.01	< 0.01	< 0.01	
277	B-14054	136.5 - 137.6	1.1	< 0.1	< 1	< 0.01	< 0.01	< 0.01	< 0.01	
278	B-14055	137.6 - 140.0	2.4	< 0.1	< 1	< 0.01	< 0.01	< 0.01	< 0.01	
279	B-14056	140.0 - 142.0	2.0	< 0.1	< 1	< 0.01	< 0.01	< 0.01	< 0.01	
280	B-14057	142.0 - 144.0	2.0	< 0.1	< 1	0.01	< 0.01	< 0.01	< 0.01	
281	B-14058	144.0 - 146.0	2.0	< 0.1	2.8	0.04	< 0.01	< 0.01	< 0.01	
282	B-14059	146.0 - 147.5	1.5	< 0.1	1.8	0.03	< 0.01	< 0.01	< 0.01	
283	B-14060	147.5 - 149.0	1.5	< 0.1	< 1	0.03	< 0.01	< 0.01	< 0.01	
284	B-14061	156.7 - 158.0	1.3	< 0.1	< 1	0.05	< 0.01	< 0.01	< 0.01	
285	B-14062	158.0 - 159.5	1.5	< 0.1	3.2	0.01	< 0.01	< 0.01	< 0.01	
286	B-14063	159.5 - 161.0	1.5	< 0.1	< 1	0.02	< 0.01	< 0.01	< 0.01	
287	B-1501	5.8 - 8.0	2.2	< 0.1	4.8	< 0.01	< 0.01	< 0.01	0.01	
288	B-1502	8.0 - 10.0	2.0	< 0.1	< 1	< 0.01	< 0.01	< 0.01	< 0.01	
289	B-1503	10.0 - 11.5	1.5	< 0.1	1.6	< 0.01	< 0.01	< 0.01	< 0.01	
290	B-1504	11.5 - 13.0	1.5	< 0.1	< 1	< 0.01	< 0.01	< 0.01	< 0.01	
291	B-1505	13.0 - 15.2	2.2	< 0.1	3.6	< 0.01	< 0.01	< 0.01	< 0.01	
292	B-1506	15.2 - 17.2	2.0	< 0.1	3.6	< 0.01	< 0.01	< 0.01	< 0.01	
293	B-1507	17.2 - 19.0	1.8	< 0.1	1.2	< 0.01	< 0.01	< 0.01	< 0.01	
294	B-1508	19.0 - 20.5	1.5	< 0.1	1.6	< 0.01	< 0.01	< 0.01	< 0.01	
295	B-1509	20.5 - 22.1	1.6	< 0.1	< 1	< 0.01	< 0.01	< 0.01	< 0.01	
296	B-15010	53.0 - 54.1	1.1	< 0.1	1.2	< 0.01	< 0.01	< 0.01	< 0.01	
297	B-15011	56.9 - 58.5	1.6	< 0.1	< 1	< 0.01	< 0.01	< 0.01	< 0.01	
298	B-15012	58.5 - 60.5	2.0	< 0.1	< 1	< 0.01	< 0.01	< 0.01	< 0.01	
299	B-15013	77.2 - 78.7	1.5	< 0.1	< 1	< 0.01	< 0.01	< 0.01	< 0.01	
300	B-15014	78.7 - 80.2	1.5	< 0.1	< 1	< 0.01	< 0.01	< 0.01	< 0.01	

Appendix 2-6(2) Assay Results of Ore Samples(Bulutkan Drillcore 11/19)

Ser.no.	Samp.no.	Depth(m)	Length(m)	Au(g/t)	Ag(g/t)	Cu(%)	As(%)	Mo(%)	W03(%)	Discriptions
301	B-15015	85.0 - 87.0	2.0	< 0.1	< 1	< 0.01	< 0.01	< 0.01	< 0.01	
302	B-15016	97.4 - 98.8	1.4	< 0.1	< 1	< 0.01	< 0.01	< 0.01	< 0.01	
303	B-1601	3.0 - 5.4	2.4	< 0.1	< 1	< 0.01	< 0.01	< 0.01	< 0.01	
304	B-1602	5.4 - 6.4	1.0	< 0.1	< 1	< 0.01	< 0.01	< 0.01	< 0.01	
305	B-1603	6.4 - 8.0	1.6	< 0.1	< 1	< 0.01	< 0.01	< 0.01	< 0.01	
306	B-1604	8.0 - 9.0	1.0	< 0.1	1.2	< 0.01	< 0.01	< 0.01	< 0.01	
307	B-1605	9.0 - 10.2	1.2	< 0.1	1.6	< 0.01	< 0.01	< 0.01	< 0.01	
308	B-1606	10.2 - 12.0	1.8	< 0.1	< 1	< 0.01	< 0.01	< 0.01	< 0.01	
309	B-1607	12.0 - 14.0	2.0	< 0.1	3.6	< 0.01	< 0.01	< 0.01	< 0.01	
310	B-1608	14.0 - 16.0	2.0	< 0.1	2.4	< 0.01	< 0.01	< 0.01	< 0.01	
311	B-1609	16.0 - 18.0	2.0	< 0.1	< 1	< 0.01	< 0.01	< 0.01	< 0.01	
312	B-16010	18.0 - 20.4	2.4	< 0.1	< 1	< 0.01	< 0.01	< 0.01	< 0.01	
313	B-16011	20.4 - 22.2	1.8	< 0.1	< 1	< 0.01	< 0.01	< 0.01	< 0.01	
314	B-16012	22.2 - 24.0	1.8	< 0.1	< 1	< 0.01	< 0.01	< 0.01	< 0.01	
315	B-16013	24.0 - 25.5	1.5	< 0.1	< 1	< 0.01	< 0.01	< 0.01	< 0.01	
316	B-16014	25.5 - 27.1	1.6	< 0.1	< 1	< 0.01	< 0.01	< 0.01	< 0.01	
317	B-16015	27.1 - 29.0	1.9	< 0.1	< 1	< 0.01	< 0.01	< 0.01	< 0.01	
318	B-16016	29.0 - 31.0	2.0	< 0.1	1.8	< 0.01	< 0.01	< 0.01	< 0.01	
319	B-16017	31.0 - 33.0	2.0	< 0.1	< 1	< 0.01	< 0.01	< 0.01	< 0.01	
320	B-16018	33.0 - 34.5	1.5	< 0.1	< 1	< 0.01	< 0.01	< 0.01	< 0.01	
321	B-16019	39.6 - 40.8	1.2	< 0.1	3.2	< 0.01	< 0.01	< 0.01	< 0.01	
322	B-16020	43.7 - 45.0	1.3	0.3	< 1	< 0.01	< 0.01	< 0.01	< 0.01	
323	B-16021	45.0 - 46.5	1.5	< 0.1	< 1	< 0.01	< 0.01	< 0.01	< 0.01	
324	B-16022	46.5 - 48.0	1.5	< 0.1	< 1	< 0.01	< 0.01	< 0.01	< 0.01	
325	B-16023	48.0 - 50.2	2.2	< 0.1	< 1	< 0.01	< 0.01	< 0.01	< 0.01	
326	B-16024	68.3 - 69.4	1.1	< 0.1	1.8	< 0.01	< 0.01	< 0.01	< 0.01	
327	B-16025	79.5 - 81.0	1.5	< 0.1	< 1	< 0.01	< 0.01	< 0.01	< 0.01	
328	B-16026	81.0 - 82.5	1.5	0.1	< 1	< 0.01	< 0.01	< 0.01	< 0.01	
329	B-16027	82.5 - 84.0	1.5	< 0.1	< 1	< 0.01	< 0.01	< 0.01	< 0.01	
330	B-16028	84.0 - 85.3	1.3	< 0.1	3.6	< 0.01	< 0.01	< 0.01	< 0.01	

Appendix 2-6(2) Assay Results of Ore Samples(Bulutkan Drillcore 12/19)

Ser.no.	Samp.no.	Depth(m)	Length(m)	Au(g/t)	Ag(g/t)	Cu(%)	As(%)	Mo(%)	W03(%)	Discriptions
331	B-16029	85.3 - 86.5	1.2	< 0.1	< 1	< 0.01	< 0.01	< 0.01	< 0.01	
332	B-16030	86.5 - 87.8	1.3	< 0.1	< 1	< 0.01	< 0.01	< 0.01	< 0.01	
333	B-16031	87.8 - 88.6	0.8	< 0.1	< 1	< 0.01	< 0.01	< 0.01	< 0.01	
334	B-16032	101.0 - 102.5	1.5	< 0.1	< 1	< 0.01	< 0.01	< 0.01	< 0.01	
335	B-16033	102.5 - 103.5	1.0	< 0.1	< 1	< 0.01	< 0.01	< 0.01	< 0.01	
336	B-16034	123.7 - 124.8	1.1	0.2	< 1	< 0.01	< 0.01	< 0.01	< 0.01	
337	B-16035	124.8 - 126.3	1.5	< 0.1	< 1	< 0.01	< 0.01	< 0.01	< 0.01	
338	B-16036	126.3 - 127.2	0.9	< 0.1	< 1	< 0.01	< 0.01	< 0.01	< 0.01	
339	B-1701	4.0 - 6.0	2.0	< 0.1	< 1	< 0.01	< 0.01	< 0.01	< 0.01	
340	B-1702	6.0 - 8.0	2.0	< 0.1	< 1	< 0.01	< 0.01	< 0.01	< 0.01	
341	B-1703	8.0 - 10.0	2.0	< 0.1	< 1	< 0.01	< 0.01	< 0.01	< 0.01	
342	B-1704	10.0 - 12.0	2.0	< 0.1	< 1	< 0.01	< 0.01	< 0.01	< 0.01	
343	B-1705	12.0 - 14.0	2.0	< 0.1	< 1	< 0.01	< 0.01	< 0.01	< 0.01	
344	B-1706	14.0 - 16.0	2.0	< 0.1	< 1	< 0.01	< 0.01	< 0.01	< 0.01	
345	B-1707	16.0 - 18.0	2.0	< 0.1	< 1	< 0.01	< 0.01	< 0.01	< 0.01	
346	B-1708	18.0 - 19.8	1.8	< 0.1	1.2	< 0.01	< 0.01	< 0.01	< 0.01	
347	B-1709	23.4 - 25.0	1.6	0.6	< 1	< 0.01	< 0.01	< 0.01	< 0.01	
348	B-17010	25.0 - 26.4	1.4	2	< 1	0.03	0.04	< 0.01	< 0.01	
349	B-17011	26.4 - 28.0	1.6	0.1	< 1	0.01	0.04	< 0.01	< 0.01	
350	B-17012	28.0 - 29.5	1.5	< 0.1	< 1	< 0.01	< 0.01	< 0.01	< 0.01	
351	B-17013	29.5 - 30.5	1.0	< 0.1	< 1	< 0.01	0.04	< 0.01	< 0.01	
352	B-17014	30.5 - 31.5	1.0	0.4	8.4	0.05	0.2	< 0.01	< 0.01	
353	B-17015	31.5 - 32.8	1.3	< 0.1	< 1	< 0.01	0.08	< 0.01	< 0.01	
354	B-17016	32.8 - 34.5	1.7	< 0.1	2.4	< 0.01	< 0.01	< 0.01	< 0.01	
355	B-17017	34.5 - 35.5	1.0	< 0.1	< 1	< 0.01	< 0.01	< 0.01	< 0.01	
356	B-17018	35.5 - 37.0	1.5	< 0.1	6	< 0.01	< 0.01	< 0.01	< 0.01	
357	B-17019	37.0 - 38.7	1.7	< 0.1	< 1	< 0.01	< 0.01	< 0.01	< 0.01	
358	B-17020	38.7 - 41.0	2.3	< 0.1	< 1	< 0.01	< 0.01	< 0.01	< 0.01	
359	B-17021	41.0 - 43.0	2.0	< 0.1	< 1	0.03	< 0.01	< 0.01	< 0.01	
360	B-17022	43.0 - 44.8	1.8	< 0.1	< 1	< 0.01	0.02	< 0.01	< 0.01	

Appendix 2-6(2) Assay Results of Ore Samples(Bulutkar Drillcore 13/19)

Ser.no.	Samp.No.	Depth(m)	Length(m)	Au(g/t)	Ag(g/t)	Cu(%)	As(%)	Mo(%)	W03(%)	Discriptions
361	B-17023	44.8 - 46.2	1.4	0.2	< 1	0.15	< 0.01	0.01	< 0.01	
362	B-17024	46.2 - 46.9	0.7	< 0.1	4.4	< 0.01	0.02	< 0.01	< 0.01	
363	B-17025	46.9 - 48.5	1.6	< 0.1	< 1	< 0.01	< 0.01	< 0.01	< 0.01	
364	B-17026	48.5 - 49.9	1.4	0.1	< 1	< 0.01	< 0.01	< 0.01	< 0.01	
365	B-17027	49.9 - 51.8	1.9	< 0.1	1.6	< 0.01	0.04	< 0.01	< 0.01	
366	B-17028	51.8 - 53.5	1.7	< 0.1	1.2	< 0.01	< 0.01	< 0.01	< 0.01	
367	B-17029	53.5 - 55.0	1.5	< 0.1	< 1	< 0.01	< 0.01	< 0.01	< 0.01	
368	B-17030	55.0 - 56.8	1.8	< 0.1	< 1	< 0.01	< 0.01	< 0.01	< 0.01	
369	B-17031	56.8 - 58.8	2.0	< 0.1	4.8	0.03	0.03	0.01	< 0.01	
370	B-17032	62.4 - 64.0	1.6	< 0.1	< 1	< 0.01	< 0.01	< 0.01	< 0.01	
371	B-17033	64.0 - 66.0	2.0	< 0.1	< 1	< 0.01	< 0.01	< 0.01	< 0.01	
372	B-17034	66.0 - 67.5	1.5	< 0.1	6.4	< 0.01	0.06	< 0.01	< 0.01	
373	B-17035	67.5 - 69.4	1.9	< 0.1	< 1	< 0.01	0.03	< 0.01	< 0.01	
374	B-17036	69.4 - 71.5	2.1	< 0.1	< 1	< 0.01	< 0.01	< 0.01	< 0.01	
375	B-17037	71.5 - 73.5	2.0	< 0.1	4.8	< 0.01	0.02	< 0.01	< 0.01	
376	B-17038	73.5 - 74.8	1.3	< 0.1	3.6	0.1	0.02	< 0.01	0.01	
377	B-17039	74.8 - 75.5	0.7	6	23.8	0.33	0.75	< 0.01	< 0.01	
378	B-17040	75.5 - 76.5	1.0	< 0.1	16.6	0.31	0.03	< 0.01	< 0.01	
379	B-17041	76.5 - 77.5	1.0	< 0.1	< 1	0.04	0.02	< 0.01	< 0.01	
380	B-17042	77.5 - 78.7	1.2	0.1	8.4	0.12	0.4	< 0.01	< 0.01	
381	B-1801	13.5 - 16.0	2.5	< 0.1	< 1	< 0.01	< 0.01	< 0.01	< 0.01	
382	B-1802	16.0 - 18.0	2.0	< 0.1	1.2	< 0.01	< 0.01	< 0.01	< 0.01	
383	B-1803	18.0 - 20.2	2.2	< 0.1	3.6	< 0.01	< 0.01	< 0.01	< 0.01	
384	B-1804	20.2 - 22.0	1.8	< 0.1	3.2	< 0.01	< 0.01	< 0.01	< 0.01	
385	B-1805	22.0 - 24.0	2.0	< 0.1	1.8	< 0.01	< 0.01	< 0.01	< 0.01	
386	B-1806	24.0 - 26.0	2.0	< 0.1	1.6	< 0.01	< 0.01	< 0.01	< 0.01	
387	B-1807	26.0 - 28.0	2.0	< 0.1	< 1	< 0.01	< 0.01	< 0.01	< 0.01	
388	B-1808	28.0 - 30.0	2.0	< 0.1	1.2	< 0.01	< 0.01	< 0.01	< 0.01	
389	B-1809	30.0 - 31.5	1.5	< 0.1	1.8	< 0.01	< 0.01	< 0.01	< 0.01	
390	B-18010	31.5 - 32.8	1.3	< 0.1	1.6	< 0.01	< 0.01	< 0.01	0.01	

Appendix 2-6(2) Assay Results of Ore Samples(Bulutkan Drillcore 14/19)

ser.no.	Samp.no.	Depth(m)	Length(m)	Au(g/t)	Ag(g/t)	Cu(%)	As(%)	Mo(%)	W03(%)	Discriptions
391	B-18011	34.2 - 35.9	1.7	< 0.1	< 1	< 0.01	< 0.01	< 0.01	< 0.01	
392	B-18012	37.0 - 39.0	2.0	< 0.1	2.4	< 0.01	< 0.01	< 0.01	< 0.01	
393	B-18013	39.0 - 41.0	2.0	< 0.1	< 1	< 0.01	< 0.01	< 0.01	< 0.01	
394	B-18014	41.0 - 43.0	2.0	< 0.1	1.2	< 0.01	< 0.01	< 0.01	< 0.01	
395	B-18015	43.0 - 45.0	2.0	< 0.1	< 1	< 0.01	< 0.01	< 0.01	< 0.01	
396	B-18016	45.0 - 46.4	1.4	< 0.1	< 1	< 0.01	< 0.01	< 0.01	< 0.01	
397	B-18017	46.4 - 47.5	1.1	< 0.1	< 1	< 0.01	< 0.01	< 0.01	0.01	
398	B-18018	47.5 - 49.0	1.5	0.3	4.4	< 0.01	0.08	< 0.01	< 0.01	
399	B-18019	49.0 - 50.0	1.0	0.1	4.4	< 0.01	< 0.01	< 0.01	< 0.01	
400	B-18020	50.0 - 51.1	1.1	0.1	4.4	< 0.01	< 0.01	< 0.01	< 0.01	
401	B-18021	51.1 - 52.2	1.1	< 0.1	< 1	< 0.01	< 0.01	< 0.01	< 0.01	
402	B-18022	52.2 - 53.0	0.8	< 0.1	< 1	< 0.01	< 0.01	< 0.01	< 0.01	
403	B-18023	53.0 - 55.0	2.0	< 0.1	< 1	< 0.01	< 0.01	< 0.01	< 0.01	
404	B-18024	56.3 - 67.5	1.2	< 0.1	< 1	< 0.01	< 0.01	< 0.01	< 0.01	
405	B-18025	67.5 - 69.0	1.5	< 0.1	1.2	< 0.01	< 0.01	< 0.01	< 0.01	
406	B-18026	69.0 - 69.5	0.5	9.8	72.8	3.5	0.45	< 0.01	0.02	
407	B-18027	69.5 - 70.6	1.1	0.1	4.8	< 0.01	0.02	< 0.01	< 0.01	
408	B-18028	70.6 - 72.4	1.8	< 0.1	1.8	< 0.01	< 0.01	< 0.01	< 0.01	
409	B-18029	72.4 - 74.0	1.6	< 0.1	3.6	< 0.01	< 0.01	0.01	< 0.01	
410	B-18030	86.8 - 88.6	1.8	0.1	4.8	< 0.01	< 0.01	< 0.01	< 0.01	
411	B-18031	97.2 - 98.0	0.8	< 0.1	< 1	< 0.01	< 0.01	< 0.01	< 0.01	
412	B-18032	100.1 - 101.6	1.5	< 0.1	1.8	0.02	< 0.01	0.01	0.04	
413	B-18033	101.6 - 103.0	1.4	< 0.1	< 1	< 0.01	< 0.01	0.01	< 0.01	
414	B-18034	103.0 - 105.0	2.0	< 0.1	< 1	< 0.01	< 0.01	< 0.01	< 0.01	
415	B-18035	105.0 - 106.5	1.5	< 0.1	< 1	< 0.01	< 0.01	< 0.01	< 0.01	
416	B-18036	106.5 - 108.0	1.5	< 0.1	1.6	< 0.01	< 0.01	< 0.01	< 0.01	
417	B-18037	108.0 - 109.0	1.0	< 0.1	< 1	< 0.01	< 0.01	< 0.01	< 0.01	
418	B-18038	109.0 - 108.9	0.9	< 0.1	2.8	< 0.01	< 0.01	< 0.01	< 0.01	
419	B-1901	3.0 - 5.0	2.0	< 0.1	< 1	< 0.01	< 0.01	< 0.01	< 0.01	
420	B-1902	5.0 - 7.0	2.0	< 0.1	< 1	< 0.01	< 0.01	< 0.01	< 0.01	

Appendix 2-6(2) Assay Results of Ore Samples(Bulutukan Drillcore 15/19)

Ser.no.	Samp.no.	Depth(m)	Length(m)	Au(g/t)	Ag(g/t)	Cu(%)	As(%)	Mo(%)	W03(%)	Discriptions
421	B-1903	7.0 - 9.4	2.4	< 0.1	1.8	0.01	< 0.01	< 0.01	< 0.01	
422	B-1904	9.4 - 10.8	1.4	< 0.1	< 1	< 0.01	< 0.01	< 0.01	< 0.01	
423	B-1905	10.8 - 12.8	2.0	< 0.1	6.4	< 0.01	< 0.01	< 0.01	< 0.01	
424	B-1906	12.8 - 14.0	1.2	< 0.1	< 1	< 0.01	< 0.01	< 0.01	< 0.01	
425	B-1907	14.0 - 15.5	1.5	< 0.1	3.2	< 0.01	< 0.01	< 0.01	< 0.01	
426	B-1908	15.5 - 17.0	1.5	< 0.1	< 1	< 0.01	< 0.01	< 0.01	< 0.01	
427	B-1909	17.0 - 18.5	1.5	< 0.1	< 1	< 0.01	< 0.01	< 0.01	< 0.01	
428	B-19010	24.0 - 26.0	2.0	< 0.1	< 1	< 0.01	< 0.01	< 0.01	0.05	
429	B-19011	26.0 - 27.7	1.7	0.1	< 1	< 0.01	< 0.01	< 0.01	< 0.01	
430	B-19012	60.1 - 62.0	1.9	< 0.1	1.6	< 0.01	< 0.01	< 0.01	< 0.01	
431	B-19013	62.0 - 63.3	1.3	< 0.1	< 1	< 0.01	< 0.01	< 0.01	< 0.01	
432	B-19014	63.3 - 65.0	1.7	< 0.1	< 1	< 0.01	< 0.01	< 0.01	< 0.01	
433	B-19015	65.0 - 67.0	2.0	< 0.1	< 1	< 0.01	< 0.01	< 0.01	< 0.01	
434	B-19016	67.0 - 68.8	1.8	< 0.1	< 1	< 0.01	< 0.01	< 0.01	< 0.01	
435	B-19017	68.8 - 70.5	1.7	< 0.1	< 1	< 0.01	< 0.01	< 0.01	< 0.01	
436	B-19018	70.5 - 72.0	1.5	< 0.1	2.8	< 0.01	< 0.01	< 0.01	< 0.01	
437	B-19019	72.0 - 73.5	1.5	< 0.1	< 1	< 0.01	< 0.01	< 0.01	< 0.01	
438	B-19020	83.5 - 85.0	1.5	< 0.1	< 1	< 0.01	< 0.01	< 0.01	< 0.01	
439	B-19021	87.3 - 89.0	1.7	< 0.1	3.6	< 0.01	< 0.01	< 0.01	< 0.01	
440	B-19022	89.0 - 90.5	1.5	< 0.1	< 1	< 0.01	< 0.01	< 0.01	< 0.01	
441	B-19023	90.5 - 92.0	1.5	< 0.1	< 1	0.01	< 0.01	< 0.01	< 0.01	
442	B-19024	94.7 - 97.0	2.3	< 0.1	< 1	0.01	< 0.01	< 0.01	< 0.01	
443	B-19025	101.3 - 102.3	1.0	< 0.1	3.4	0.02	< 0.01	< 0.01	< 0.01	
444	B-19026	102.2 - 104.0	1.7	< 0.1	2.4	0.01	< 0.01	< 0.01	< 0.01	
445	B-19027	104.0 - 106.0	2.0	< 0.1	7.6	0.02	< 0.01	< 0.01	< 0.01	
446	B-19028	109.6 - 111.5	1.9	< 0.1	< 1	< 0.01	< 0.01	< 0.01	< 0.01	
447	B-19029	111.5 - 112.5	1.0	< 0.1	< 1	< 0.01	< 0.01	< 0.01	< 0.01	
448	B-19030	112.5 - 114.2	1.7	< 0.1	< 1	< 0.01	< 0.01	< 0.01	< 0.01	
449	B-19031	114.2 - 116.0	1.8	< 0.1	< 1	< 0.01	< 0.01	< 0.01	< 0.01	
450	B-19032	116.0 - 118.3	2.3	< 0.1	< 1	0.01	< 0.01	< 0.01	< 0.01	

Appendix 2-6(2) - Assay Results of Ore Samples (Bukutan Drillcore 16/19)

Ser.no.	Samp.no.	Depth(m)	Length(m)	Au(g/t)	Ag(g/t)	Cu(%)	As(%)	Mo(%)	W03(%)	Discriptions
451	B-19033	118.3 - 119.5	1.2	< 0.1	< 1	0.01	< 0.01	< 0.01	< 0.01	
452	B-19034	119.5 - 121.0	1.5	< 0.1	2.8	0.02	< 0.01	< 0.01	< 0.01	
453	B-19035	121.0 - 122.0	1.0	< 0.1	< 1	0.02	< 0.01	< 0.01	< 0.01	
454	B-19036	122.0 - 123.2	1.2	< 0.1	< 1	0.01	< 0.01	< 0.01	< 0.01	
455	B-19037	123.2 - 125.0	1.8	< 0.1	< 1	0.01	< 0.01	< 0.01	< 0.01	
456	B-19038	125.0 - 126.5	1.5	< 0.1	1.8	< 0.01	< 0.01	< 0.01	< 0.01	
457	B-19039	126.5 - 128.2	1.7	< 0.1	< 1	< 0.01	< 0.01	< 0.01	< 0.01	
458	B-19040	128.2 - 130.0	1.8	< 0.1	3.6	< 0.01	< 0.01	< 0.01	< 0.01	
459	B-19041	130.0 - 132.3	2.3	< 0.1	4.8	< 0.01	< 0.01	< 0.01	< 0.01	
460	B-19042	132.3 - 134.5	2.2	< 0.1	< 1	< 0.01	< 0.01	< 0.01	< 0.01	
461	B-19043	134.5 - 136.5	2.0	< 0.1	1.8	< 0.01	< 0.01	< 0.01	< 0.01	
462	B-19044	136.5 - 138.0	1.5	< 0.1	< 1	< 0.01	< 0.01	< 0.01	< 0.01	
463	B-19045	138.0 - 140.0	2.0	< 0.1	< 1	< 0.01	< 0.01	< 0.01	< 0.01	
464	B-19046	140.0 - 142.0	2.0	< 0.1	3.6	< 0.01	< 0.01	< 0.01	< 0.01	
465	B-19047	142.0 - 144.4	2.4	< 0.1	< 1	< 0.01	< 0.01	< 0.01	< 0.01	
466	B-19048	146.6 - 148.5	1.9	< 0.1	1.8	< 0.01	< 0.01	< 0.01	< 0.01	
467	B-19049	148.5 - 150.0	1.5	< 0.1	< 1	< 0.01	< 0.01	< 0.01	< 0.01	
468	B-2001	12.9 - 14.1	1.2	< 0.1	6.8	0.01	< 0.01	< 0.01	< 0.01	
469	B-2002	14.1 - 16.0	1.9	< 0.1	1.6	0.01	< 0.01	< 0.01	0.01	
470	B-2003	16.0 - 17.0	1.0	< 0.1	1.8	< 0.01	< 0.01	< 0.01	< 0.01	
471	B-2004	17.0 - 18.5	1.5	< 0.1	7.2	< 0.01	< 0.01	< 0.01	< 0.01	
472	B-2005	18.5 - 19.9	1.4	< 0.1	3.2	< 0.01	< 0.01	< 0.01	< 0.01	
473	B-2006	31.2 - 33.0	1.8	< 0.1	< 1	< 0.01	< 0.01	< 0.01	< 0.01	
474	B-2007	33.0 - 35.0	2.0	< 0.1	< 1	0.01	< 0.01	< 0.01	< 0.01	
475	B-2008	35.0 - 37.0	2.0	< 0.1	< 1	0.01	< 0.01	< 0.01	< 0.01	
476	B-2009	37.0 - 38.5	1.5	< 0.1	< 1	< 0.01	< 0.01	< 0.01	< 0.01	
477	B-20010	38.5 - 40.0	1.5	< 0.1	3.2	< 0.01	< 0.01	< 0.01	< 0.01	
478	B-20011	44.2 - 45.5	1.3	< 0.1	< 1	< 0.01	< 0.01	< 0.01	< 0.01	
479	B-20012	61.7 - 64.0	2.3	< 0.1	< 1	< 0.01	< 0.01	< 0.01	< 0.01	
480	B-20013	64.0 - 66.0	2.0	< 0.1	< 1	< 0.01	< 0.01	< 0.01	< 0.01	

Appendix 2-6(2) Assay Results of Ore Samples (Bulutkan Drillcore 17/19)


Ser. no.	Samp. no.	Depth(m)	Length(m)	Au(g/t)	Ag(g/t)	Cu(%)	As(%)	Mo(%)	W03(%)	Discriptions
481	B-20014	101.0 - 104.0	3.0	< 0.1	< 1	< 0.01	< 0.01	< 0.01	< 0.01	
482	B-20015	104.0 - 105.8	1.8	< 0.1	< 1	< 0.01	< 0.01	< 0.01	< 0.01	
483	B-20016	105.8 - 108.2	2.4	< 0.1	< 1	< 0.01	< 0.01	< 0.01	< 0.01	
484	B-20017	129.3 - 131.3	2.0	< 0.1	< 1	< 0.01	< 0.01	< 0.01	< 0.01	
485	B-20018	131.3 - 134.0	2.7	< 0.1	< 1	< 0.01	< 0.01	< 0.01	< 0.01	
486	B-20019	149.9 - 151.0	1.1	< 0.1	< 1	< 0.01	< 0.01	< 0.01	< 0.01	
487	B-20020	157.8 - 159.5	1.7	< 0.1	< 1	< 0.01	< 0.01	< 0.01	< 0.01	
488	B-20021	159.5 - 161.1	1.6	< 0.1	< 1	< 0.01	< 0.01	< 0.01	< 0.01	
489	B-20022	177.0 - 178.0	1.0	< 0.1	< 1	< 0.01	< 0.01	< 0.01	< 0.01	
490	B-20023	182.7 - 184.2	1.5	< 0.1	1.8	< 0.01	< 0.01	< 0.01	< 0.01	
491	B-20024	184.2 - 186.0	1.8	< 0.1	< 1	< 0.01	< 0.01	< 0.01	< 0.01	
492	B-20025	186.0 - 188.0	2.0	< 0.1	< 1	< 0.01	< 0.01	< 0.01	< 0.01	
493	B-20026	188.0 - 189.8	1.8	< 0.1	< 1	< 0.01	< 0.01	< 0.01	< 0.01	
494	B-20027	192.9 - 195.0	2.1	< 0.1	< 1	0.01	< 0.01	< 0.01	< 0.01	
495	B-20028	195.0 - 197.2	2.2	< 0.1	< 1	< 0.01	< 0.01	< 0.01	< 0.01	
496	B-20029	197.2 - 199.9	2.7	< 0.1	< 1	< 0.01	< 0.01	< 0.01	< 0.01	
497	B-20030	216.5 - 218.3	1.8	< 0.1	< 1	< 0.01	< 0.01	< 0.01	< 0.01	
498	B-20031	302.8 - 304.0	1.2	< 0.1	< 1	< 0.01	< 0.01	< 0.01	< 0.01	
499	B-20032	319.3 - 320.5	1.2	< 0.1	< 1	< 0.01	< 0.01	< 0.01	< 0.01	
500	B-20033	320.5 - 322.6	2.1	< 0.1	< 1	< 0.01	< 0.01	< 0.01	< 0.01	
501	B-20034	333.4 - 336.2	2.8	< 0.1	< 1	< 0.01	< 0.01	< 0.01	< 0.01	
502	B-20035	336.2 - 338.0	1.8	< 0.1	< 1	< 0.01	< 0.01	< 0.01	< 0.01	
503	B-20036	338.0 - 340.0	2.0	< 0.1	< 1	< 0.01	< 0.01	< 0.01	< 0.01	
504	B-20037	340.0 - 341.7	1.7	0.1	< 1	< 0.01	< 0.01	< 0.01	< 0.01	
505	B-20038	341.7 - 343.6	1.9	< 0.1	< 1	< 0.01	< 0.01	< 0.01	< 0.01	
506	B-20039	343.6 - 345.5	1.9	< 0.1	1.8	< 0.01	< 0.01	< 0.01	< 0.01	
507	B-20040	345.5 - 347.0	1.5	< 0.1	< 1	< 0.01	< 0.01	< 0.01	< 0.01	
508	B-20041	347.0 - 348.6	1.6	< 0.1	< 1	< 0.01	< 0.01	< 0.01	< 0.01	
509	B-20042	348.6 - 350.0	1.4	< 0.1	< 1	< 0.01	< 0.01	< 0.01	< 0.01	
510	B-20043	350.0 - 352.0	2.0	< 0.1	< 1	< 0.01	< 0.01	< 0.01	< 0.01	

Appendix 2-6(2) Assay Results of Ore Samples(Bulutkar Drillcore 18/19)

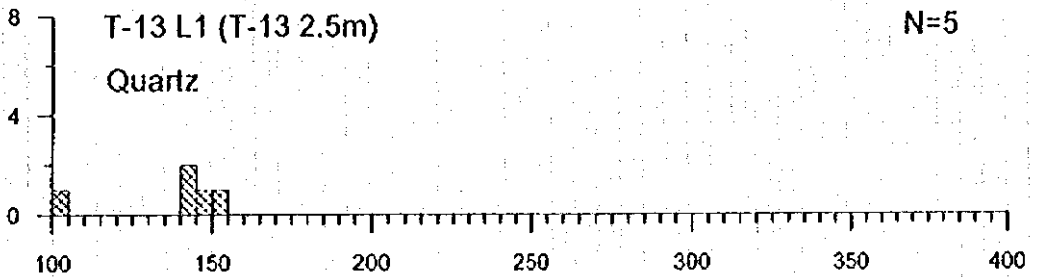
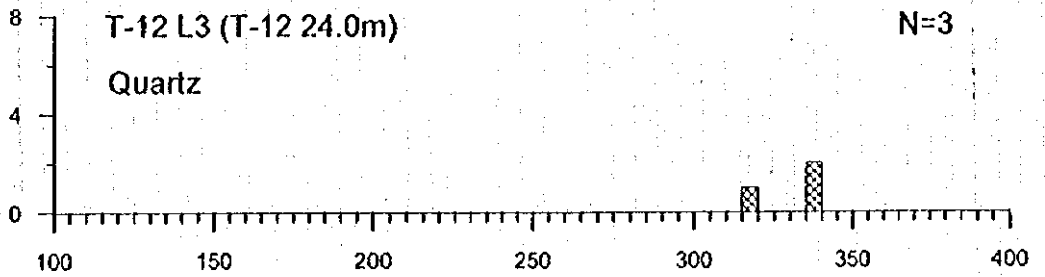
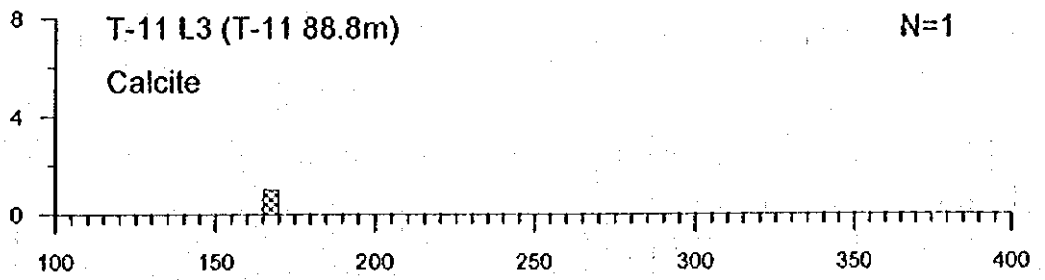
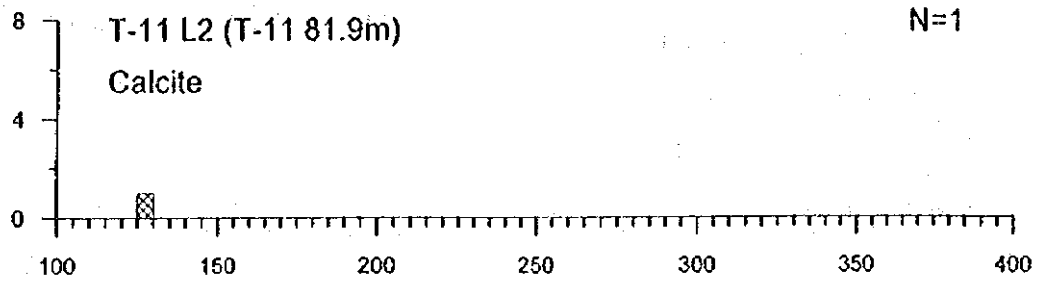
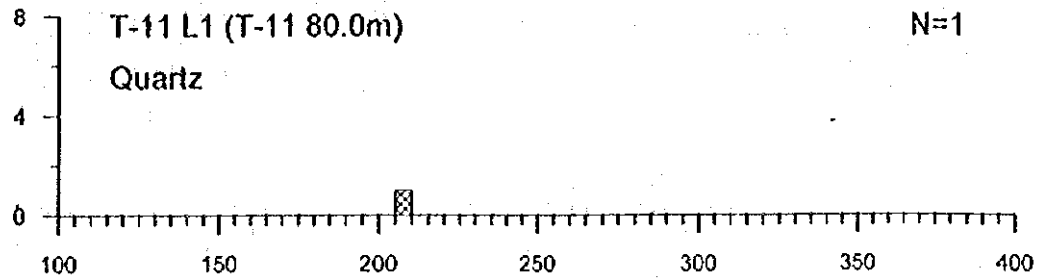
Ser.no.	Samp.no.	Depth(m)	Length(m)	Au(g/t)	Ag(g/t)	Cu(%)	As(%)	Mo(%)	W03(%)	Discriptions
511	B-20044	352.0 - 354.4	2.4	< 0.1	< 1	< 0.01	< 0.01	< 0.01	< 0.01	
512	B-20045	359.7 - 361.7	2.0	< 0.1	< 1	< 0.01	< 0.01	< 0.01	< 0.01	
513	B-20046	361.7 - 363.0	1.3	< 0.1	< 1	< 0.01	< 0.01	< 0.01	< 0.01	
514	B-20047	363.0 - 364.3	1.3	< 0.1	< 1	< 0.01	< 0.01	< 0.01	< 0.01	
515	B-20048	374.3 - 375.6	1.3	< 0.1	2.4	< 0.01	< 0.01	< 0.01	< 0.01	
516	B-20049	377.2 - 378.7	1.5	< 0.1	< 1	< 0.01	< 0.01	< 0.01	< 0.01	
517	B-20050	389.3 - 391.0	1.7	< 0.1	< 1	< 0.01	< 0.01	< 0.01	< 0.01	
518	B-20051	391.0 - 392.5	1.5	< 0.1	1.6	< 0.01	< 0.01	< 0.01	< 0.01	
519	B-20052	392.5 - 394.0	1.5	< 0.1	< 1	< 0.01	< 0.01	< 0.01	< 0.01	
520	B-20053	394.0 - 395.5	1.5	< 0.1	< 1	< 0.01	< 0.01	< 0.01	< 0.01	
521	B-20054	395.5 - 397.0	1.5	< 0.1	< 1	< 0.01	< 0.01	< 0.01	< 0.01	
522	B-20055	397.0 - 398.2	1.2	< 0.1	< 1	< 0.01	< 0.01	< 0.01	< 0.01	
523	B-20056	409.7 - 411.4	1.7	< 0.1	< 1	< 0.01	< 0.01	< 0.01	< 0.01	
524	B-20057	411.4 - 413.0	1.6	< 0.1	4.8	< 0.01	< 0.01	< 0.01	< 0.01	
525	B-20058	413.0 - 414.5	1.5	< 0.1	4.8	< 0.01	< 0.01	< 0.01	< 0.01	
526	B-20059	414.5 - 416.5	2.0	< 0.1	1.2	< 0.01	< 0.01	< 0.01	< 0.01	
527	B-20060	416.5 - 418.6	2.1	< 0.1	< 1	< 0.01	< 0.01	< 0.01	< 0.01	
528	B-20061	437.6 - 440.0	2.4	< 0.1	3.2	< 0.01	< 0.01	< 0.01	< 0.01	
529	B-2101	7.3 - 8.1	0.8	< 0.1	3.2	< 0.01	< 0.01	< 0.01	< 0.01	
530	B-2102	8.1 - 9.3	1.2	< 0.1	1.2	< 0.01	< 0.01	< 0.01	< 0.01	
531	B-2103	9.3 - 11.8	2.5	< 0.1	< 1	< 0.01	< 0.01	< 0.01	< 0.01	
532	B-2104	11.8 - 13.0	1.2	< 0.1	< 1	< 0.01	< 0.01	< 0.01	< 0.01	
533	B-2105	13.0 - 14.0	1.0	< 0.1	< 1	< 0.01	< 0.01	< 0.01	< 0.01	
534	B-2106	14.0 - 15.0	1.0	< 0.1	2.4	< 0.01	< 0.01	< 0.01	< 0.01	
535	B-2107	15.0 - 16.0	1.0	< 0.1	< 1	< 0.01	< 0.01	< 0.01	< 0.01	
536	B-2108	16.0 - 17.0	1.0	< 0.1	< 1	< 0.01	< 0.01	< 0.01	< 0.01	
537	B-2109	17.0 - 18.0	1.0	< 0.1	3.6	< 0.01	< 0.01	< 0.01	< 0.01	
538	B-21010	18.0 - 19.0	1.0	< 0.1	3.2	< 0.01	< 0.01	< 0.01	< 0.01	
539	B-21011	19.0 - 20.0	1.0	< 0.1	4.4	< 0.01	< 0.01	< 0.01	< 0.01	
540	B-21012	20.0 - 21.0	1.0	< 0.1	< 1	< 0.01	< 0.01	< 0.01	< 0.01	

Appendix 2-6(2) Assay Results of Ore Samples(Bulutkan Drillcore 19/19)

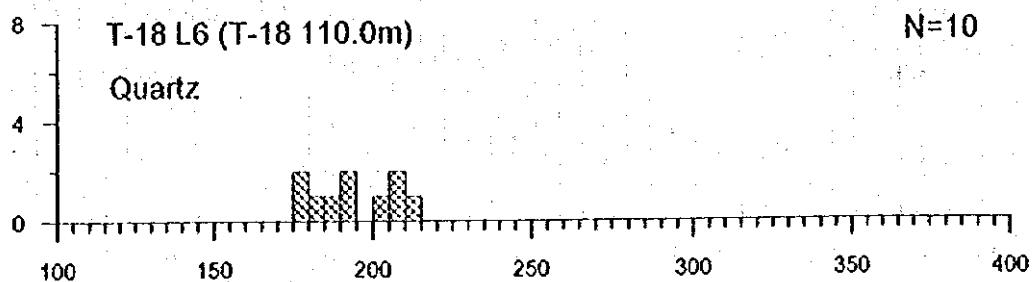
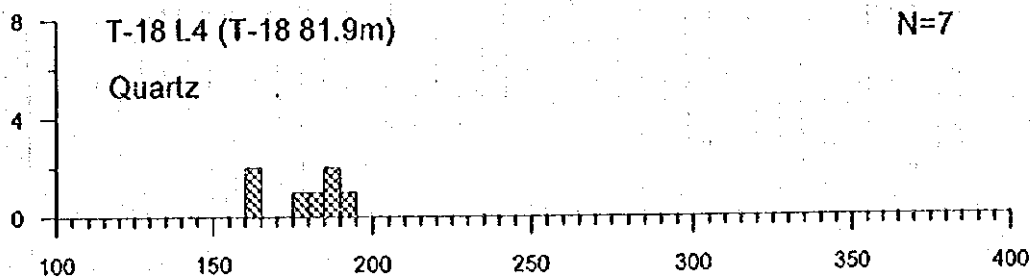

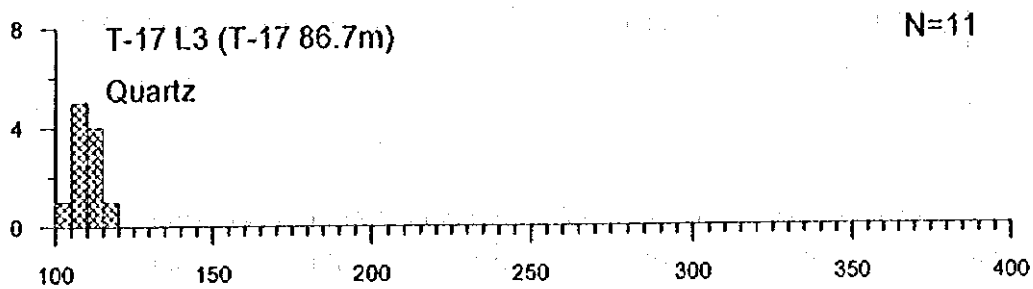
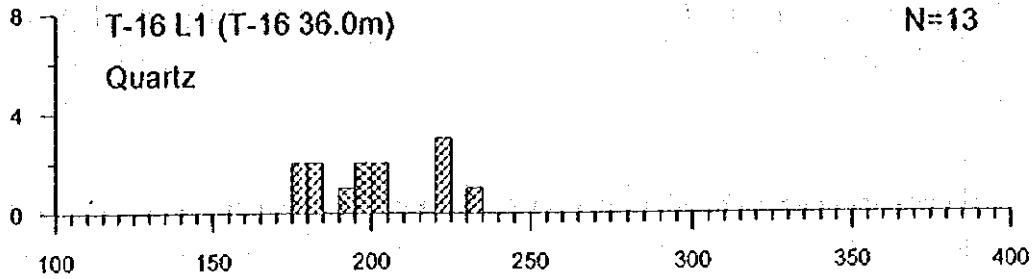
Ser. no.	Samp. no.	Depth(m)	Length(m)	Au(g/t)	Ag(g/t)	Cu(%)	As(%)	Mo(%)	W03(%)	Discriptions
541	B-21013	21.0 - 22.2	1.2	< 0.1	1.2	0.01	< 0.01	< 0.01	< 0.01	
542	B-21014	22.2 - 23.0	0.8	< 0.1	< 1	0.03	< 0.01	< 0.01	< 0.01	
543	B-21015	23.0 - 24.0	1.0	< 0.1	< 1	0.02	< 0.01	< 0.01	< 0.01	
544	B-21016	24.0 - 25.0	1.0	< 0.1	7.4	0.03	< 0.01	< 0.01	< 0.01	
545	B-21017	25.0 - 26.2	1.2	< 0.1	< 1	0.03	< 0.01	< 0.01	< 0.01	
546	B-21018	26.2 - 28.8	2.6	< 0.1	3.2	< 0.01	< 0.01	< 0.01	< 0.01	
547	B-21019	28.8 - 30.0	1.2	< 0.1	1.6	0.02	< 0.01	< 0.01	< 0.01	
548	B-21020	30.0 - 31.2	1.2	< 0.1	< 1	0.02	< 0.01	< 0.01	< 0.01	
549	B-21021	31.2 - 32.7	1.5	0.1	< 1	< 0.01	< 0.01	< 0.01	< 0.01	
550	B-21022	32.7 - 35.5	2.8	< 0.1	< 1	< 0.01	< 0.01	< 0.01	< 0.01	
551	B-21023	35.5 - 37.0	1.5	< 0.1	< 1	0.03	< 0.01	< 0.01	< 0.01	
552	B-21024	37.0 - 38.5	1.5	< 0.1	1.8	< 0.01	< 0.01	< 0.01	< 0.01	
553	B-21025	38.5 - 39.8	1.3	< 0.1	1.2	0.03	< 0.01	< 0.01	< 0.01	
554	B-21026	39.8 - 40.8	1.0	< 0.1	< 1	< 0.01	< 0.01	< 0.01	< 0.01	
555	B-21027	40.8 - 42.5	1.7	< 0.1	< 1	0.02	< 0.01	< 0.01	< 0.01	
556	B-21028	42.5 - 44.7	2.2	0.1	1.2	0.05	< 0.01	< 0.01	< 0.01	
557	B-21029	52.6 - 54.5	1.9	< 0.1	< 1	0.02	< 0.01	< 0.01	< 0.01	
558	B-21030	54.5 - 56.8	2.3	< 0.1	< 1	0.02	< 0.01	< 0.01	< 0.01	
559	B-21031	56.8 - 58.5	1.7	< 0.1	< 1	0.02	< 0.01	< 0.01	< 0.01	
560	B-21032	58.5 - 60.5	2.0	< 0.1	< 1	< 0.01	< 0.01	< 0.01	< 0.01	
561	B-21033	60.5 - 62.0	1.5	< 0.1	1.6	0.03	< 0.01	< 0.01	< 0.01	
562	B-21034	62.0 - 63.3	1.3	< 0.1	< 1	0.02	< 0.01	< 0.01	< 0.01	
563	B-21035	63.3 - 64.9	1.6	< 0.1	< 1	< 0.01	< 0.01	< 0.01	< 0.01	
564	B-21036	64.9 - 66.1	1.2	< 0.1	< 1	0.03	< 0.01	< 0.01	< 0.01	
565	B-21037	66.1 - 67.8	1.7	< 0.1	< 1	< 0.01	< 0.01	< 0.01	< 0.01	
566	B-21038	67.8 - 69.8	2.0	< 0.1	< 1	< 0.01	< 0.01	< 0.01	< 0.01	



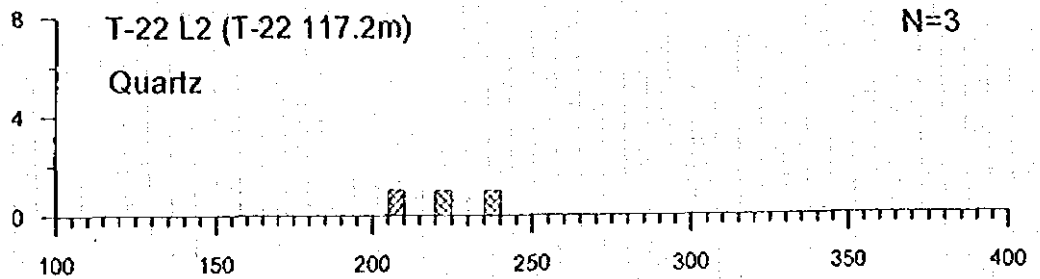
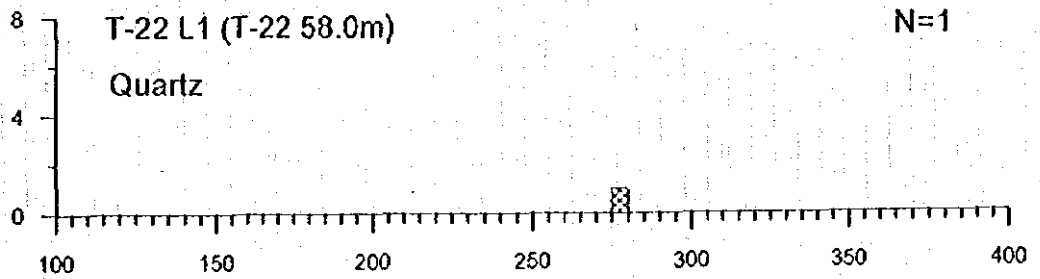
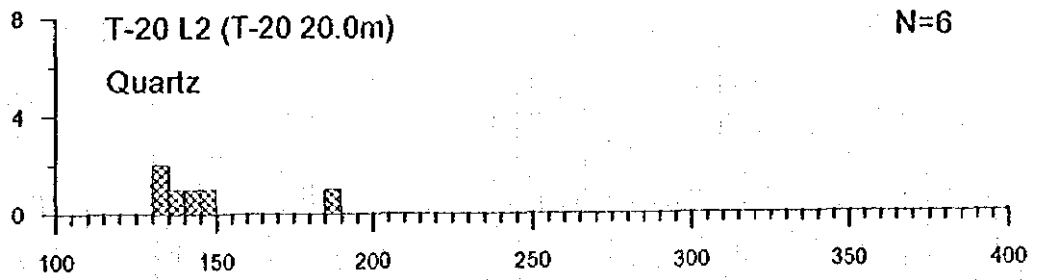
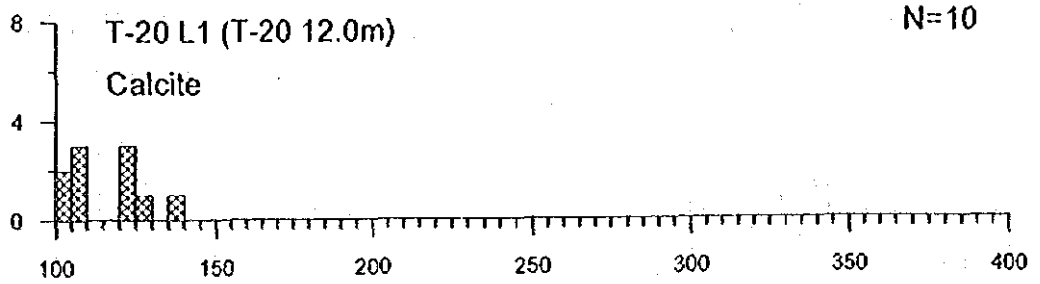
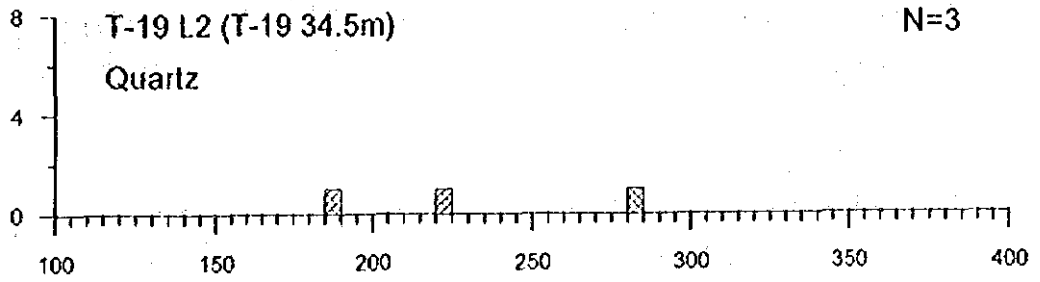
Appendix 2-8 Homogenization Temperatures of the Fluid Inclusions (1/8)



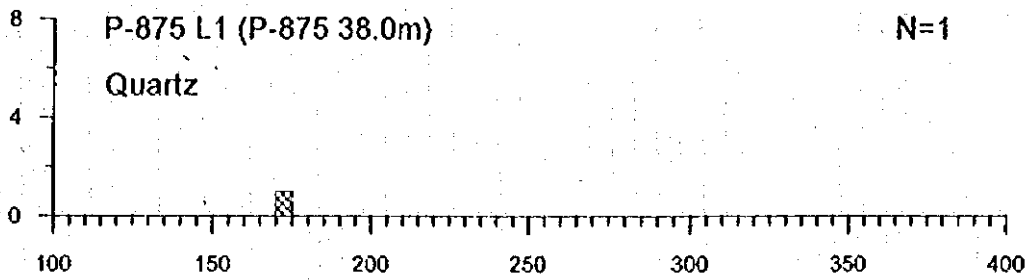
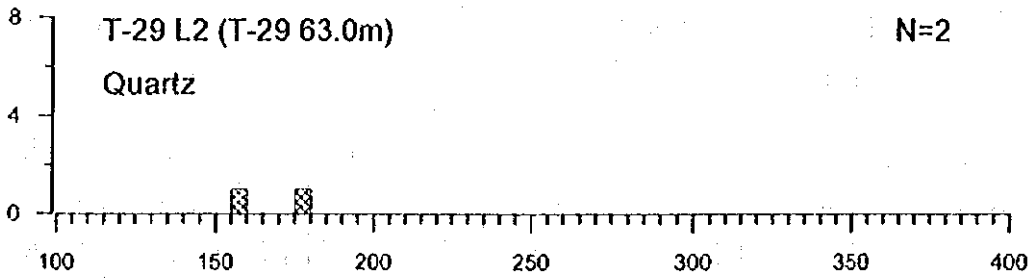
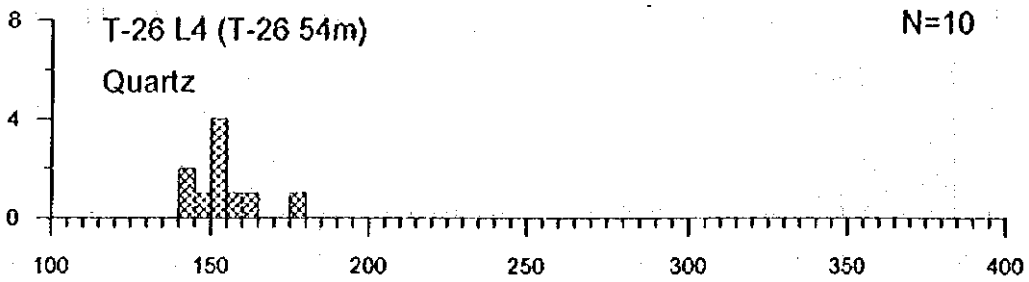
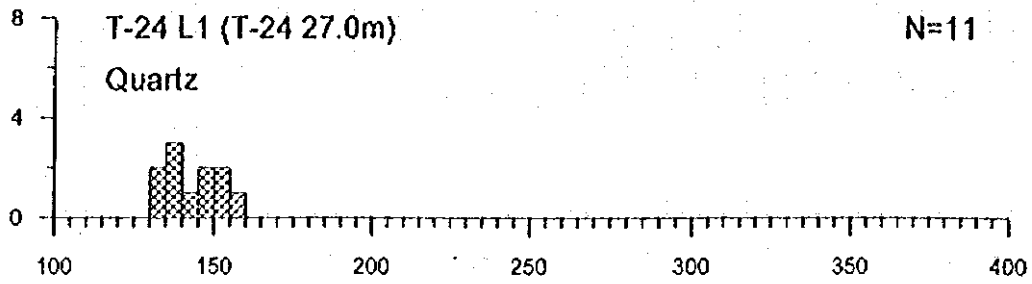
Appendix 2-8 Homogenization Temperatures of the Fluid Inclusions (2/8)



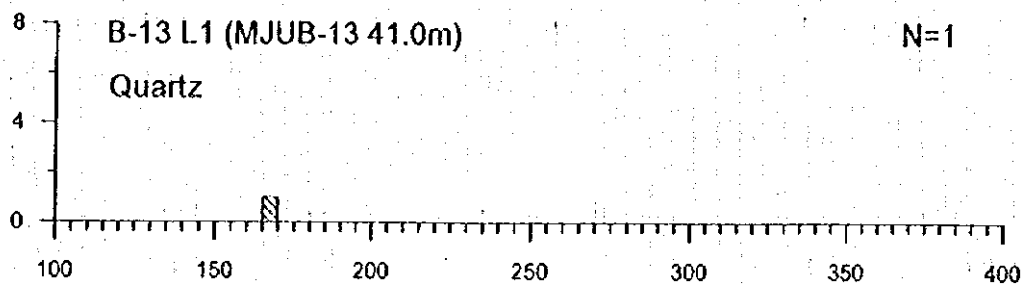
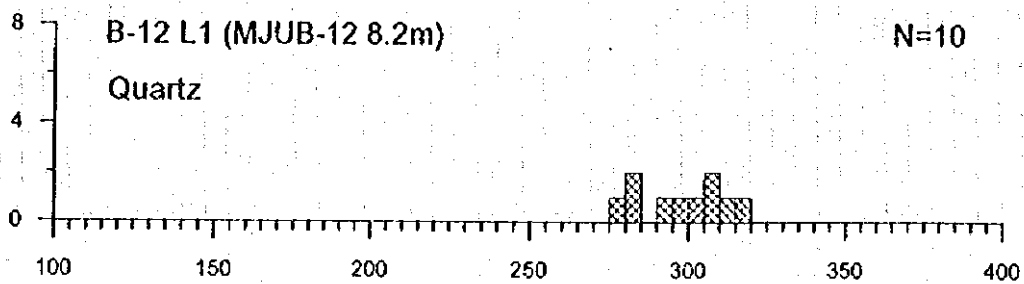
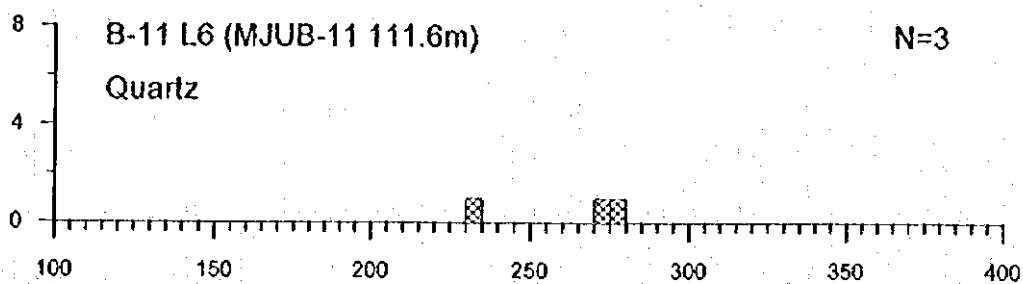
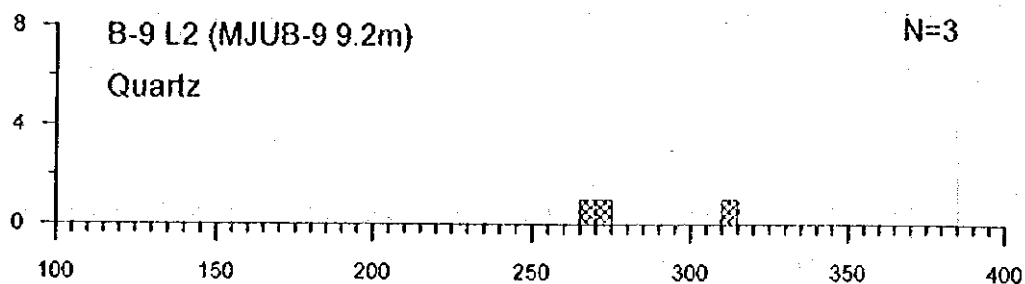
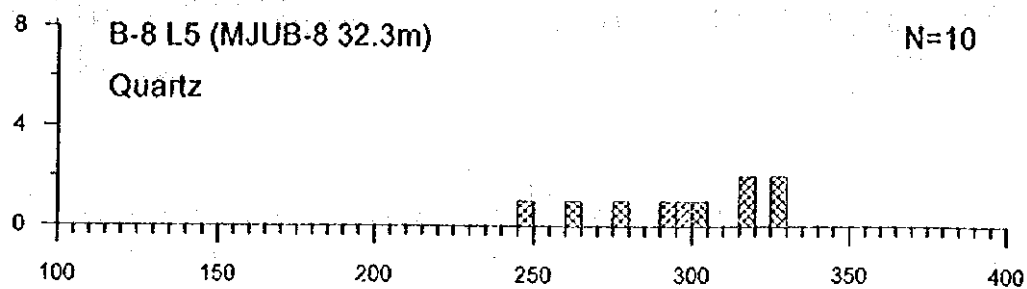
Appendix 2-8. Homogenization Temperatures of the Fluid Inclusions (3/8)



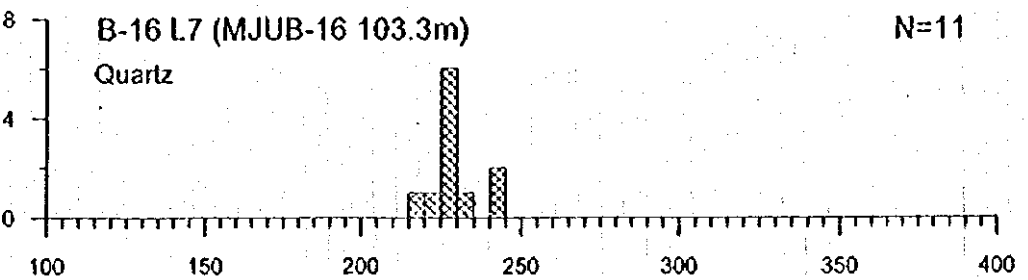
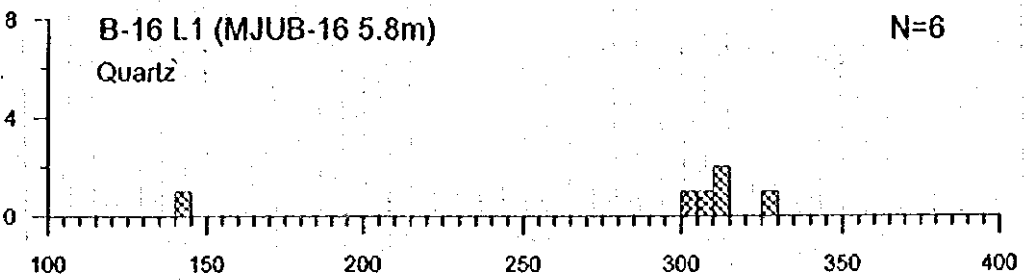
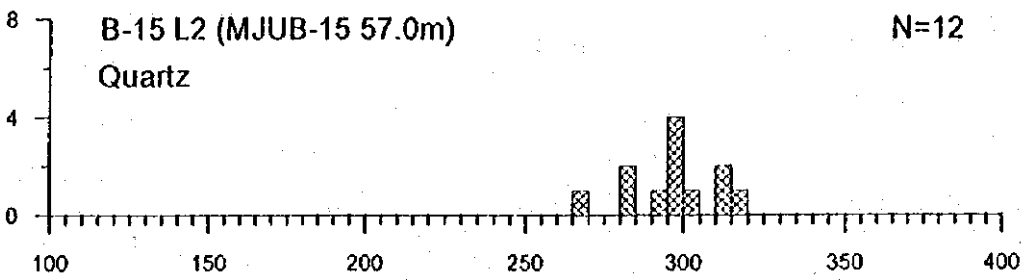
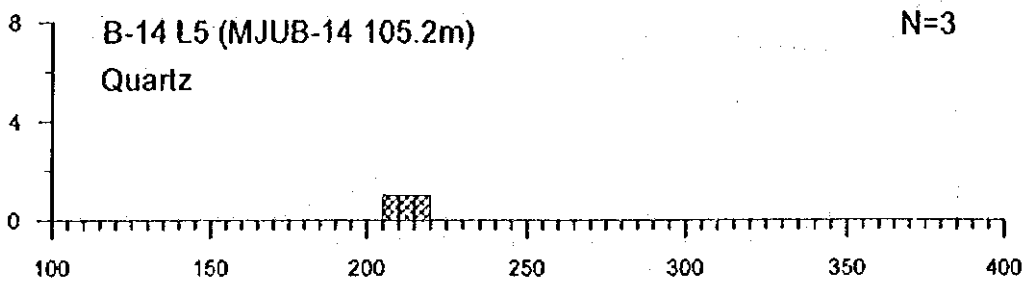
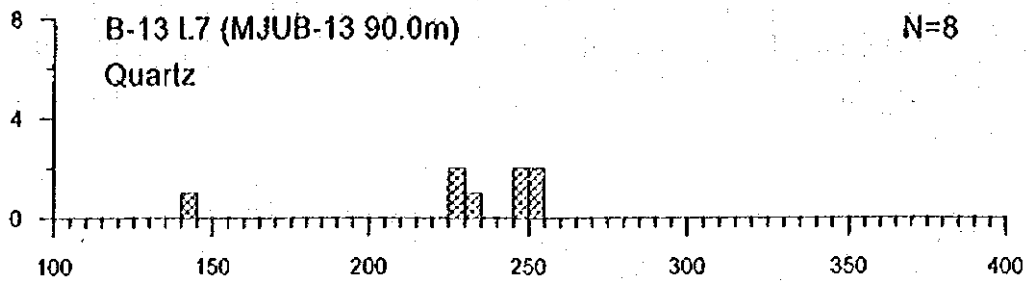
Appendix 2-8 Homogenization Temperatures of the Fluid Inclusions (4/8)



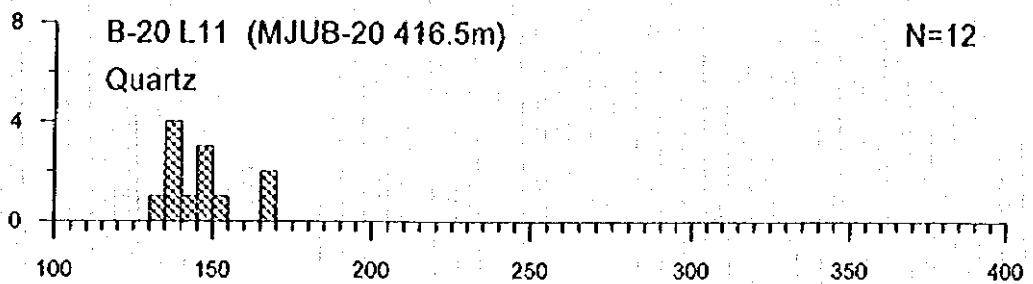
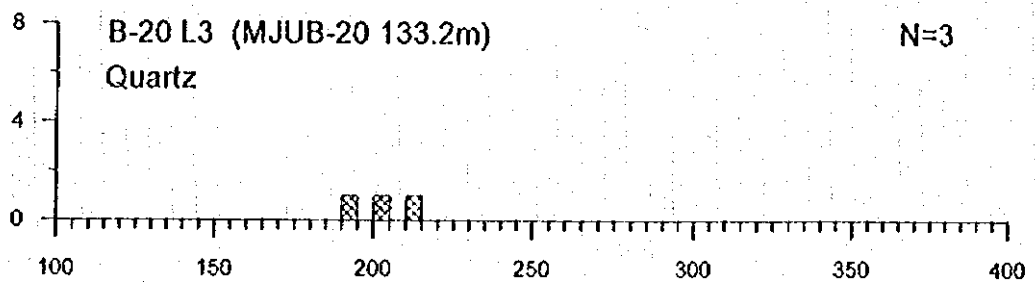
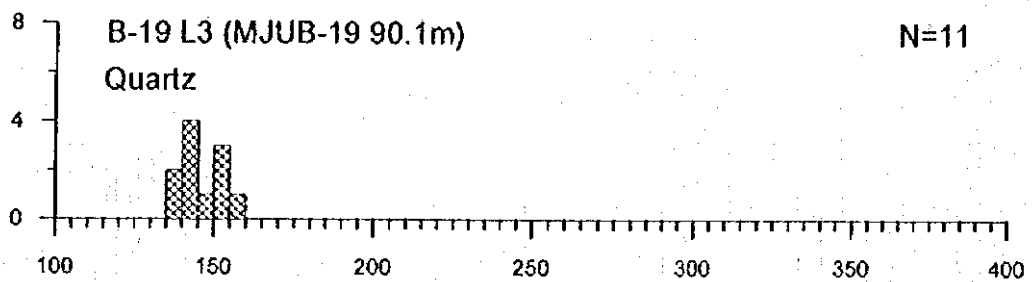
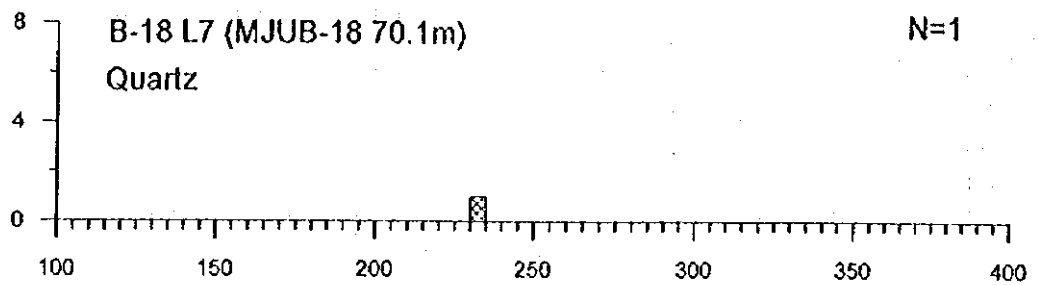
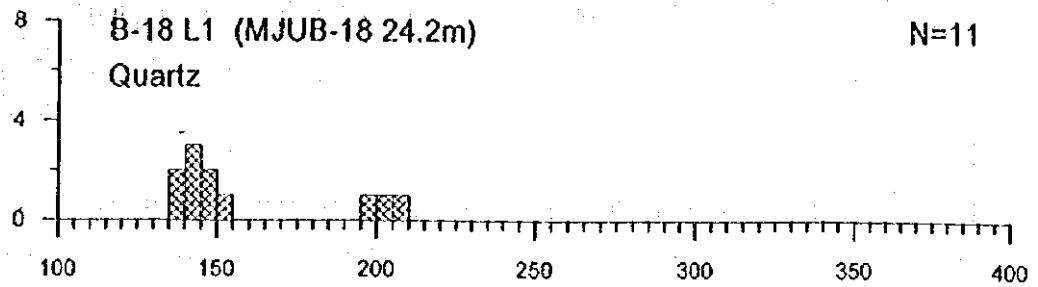
Appendix 2-8 Homogenization Temperatures of the Fluid Inclusions (5/8)



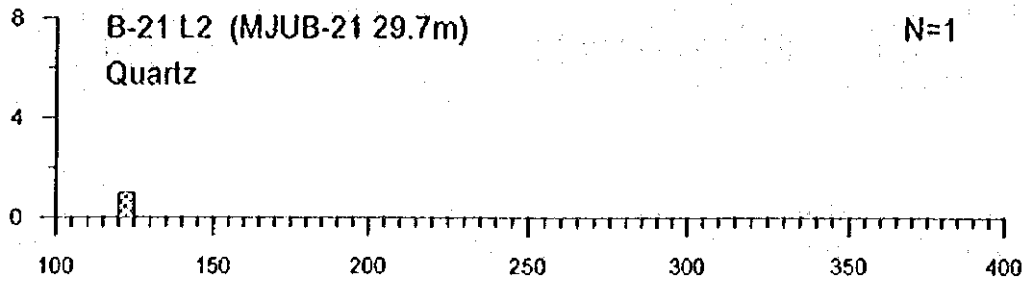
Appendix 2-8 Homogenization Temperatures of the Fluid Inclusions (6/8)



Appendix 2-8 Homogenization Temperatures of the Fluid Inclusions (7/8)



Appendix 2-8 Homogenization Temperatures of the Fluid Inclusions (8/8)



Appendix 3. Miscellaneous Data for the Drilling Survey

Appendix 3-1(1) List of the Used Equipments for Drilling

Item	Model	Quantity	Capacity, type and specification
Drilling machine	SKTO 65	1	Capacity $\phi 76\text{mm}$: 650m $\phi 59\text{mm}$: 1,000m Inner diameter of spindle : 63.5mm
Engine for drill	A-62-4R	1	Diesel engine : 30kwh, rpm/1,480ps
Pump	HB-3 120/40	1	Piston $\phi 60\text{mm}$, Capacity 15-120 liter/min Pressure 4kg/min
Engine for pump	A02-51-4	1	Diesel engine : 7.5kwh, rpm/1,500ps
Generator	ESS-5-y3 DES-60R	1	62.5kVA, rpm/1,500ps
Engine for generator	A01	1	Diesel engine : 25kwh, rpm/1,500ps
Mud mixer	TR-2-4	1	
Derrick	BMT-4	1	Maximum load 50KN
Rod holder	TR2-12.5	1	R=125KN
Drill rods	SSK-59 $\phi 50\text{mm}$	20	4 m/pc
	$\phi 54\text{mm}$	300	4 m/pc
Casing pipes	$\phi 108\text{mm}$	6	5 m/pc
	$\phi 89\text{mm}$	8	10 m/pc
	$\phi 73\text{mm}$	25	10 m/pc
Core tube assembly	SSK-59	10sets	3 m/pc, 4pcs 2.5 m/pc, 3pcs 5 m/pc, 3pcs
	$\phi 108\text{mm}$	2	2 m/pc
	$\phi 89\text{mm}$	4	2.5 m/pc
	$\phi 73\text{mm}$	6	3 m/pc
	OES-73	2	4 m/pc (Ejector)

Appendix 3-1(2) List of the Used Equipments for Drilling

Item	Model	Quantity	Capacity, type and specification
Drilling machine	SKT0 65	1	Capacity $\phi 76\text{mm}$: 650m $\phi 59\text{mm}$: 1,000m Inner diameter of spindle: 63.5mm
Engine for drill	A-62-4R	1	Diesel engine: 30kwh, rpm/1,480ps
Pump	BB-3 120/40	1	Piston $\phi 60\text{mm}$, Capacity 15-120 liter/min Pressure 4kg/min
Engine for pump	A02-51-4	1	Diesel engine: 7.5kwh, rpm/1,500ps
Generator	ESS-5-y3	1	62.5kVA, rpm/1,500ps
Engine for generator	A01	1	Diesel engine: 25kwh, rpm/1,500ps
Mud mixer	TR-2-4	1	
Derrick	BMT-4	1	Maximum load 50KN
Rod holder	TR2-12.5	1	R=125KN
Drill rods	SSK-59 $\phi 50\text{mm}$ $\phi 54\text{mm}$	30 200	4 m/pc 4 m/pc
Casing pipes	$\phi 108\text{mm}$ $\phi 89\text{mm}$ $\phi 73\text{mm}$	5 10 20	4 m/pc 5 m/pc 10 m/pc
Core tube assembly	SSK-59 $\phi 108\text{mm}$ $\phi 89\text{mm}$ $\phi 73\text{mm}$ OES-73	15 2 4 4 1	3 m/pc, 5PCS, 2.5 m/pc, 4 pcs 5 m/pc, 3PCS 2 m/pc 2.5 m/pc 3 m/pc 2 m/pc (Ejector)

Appendix 3-2(1) Results of Drilling Works on Individual Drillhole

(MJUB-8)

	Survey period		Breakdown of period		Total workers	
	Period	Total days	Working days	No working days		
Preparation	June 23, '96~June 27, '96	4.0	2.7	1.3	24	
Drilling	June 27, '96~July 4, '96	7.7	7.7	—	46	
Dismount	July 4, '96	0.3	0.3	—	2	
Total	June 23, '96~July 4, '96	12.0	10.7	1.3	72	
Drilling length						
Programmed length	100.0 m	Overburden			— m	
Prolongation	0 m	Core length			94.5 m	
Effective length	100.0 m	Core recovery			94.5 %	
Working hours			Core recovery by each 100m			
			Length (m)	Each (%)	Cumula. (%)	
Drilling	99 H	38.7 %	0-100	94.5	94.5	
Out drilling	33 H	12.9 %				
Regain of accident	52 H	20.3 %				
Preparation	64 H	25.0 %				
Dismount/Mobilization	8 H	3.1 %				
Others	— H	— %	Efficiency			
Total			Effective length/Total days			
			8.33 m/d			
Total			Effective length/Working days			
			9.35 m/d			
Drilling length by diameter						
Bit diameter	112 m/m	59 m/m	m/m	m/m	m/m	Total
Drilling length	14.2 m	85.8 m				100.0 m
Core length	12.1 m	82.4 m				94.5 m
Inserted casing pipes						
Inserted length by diameter		Inserted length/Drilling length×100			Casing Recovery	
112 m/m	5.0 m	5.0 %			100 %	
89 m/m	30.0 m	30.0 %			100 %	
73 m/m	40.0 m	40.0 %			100 %	

Appendix 3-2(2) Results of Drilling Works on Individual Drillhole

(MJUB-9)

	Survey period		Breakdown of period		Total workers	
	Period	Total days	Working days	No working days		
Preparation	July 5, '96	0.3	0.3	--	4	
Drilling	July 5, '96~July 14, '96	9.2	9.2	--	56	
Dismount	July 14, '96	0.5	0.5	--	4	
Total	July 5, '96~July 14, '96	10.0	10.0	--	64	
Drilling length						
Programmed length	100.0 m	Overburden		-- m		
Prolongation	0 m	Core length		91.1 m		
Effective length	100.0 m	Core recovery		91.1%		
Working hours			Core recovery by each 100m			
			Length (m)	Each (%)	Cumula. (%)	
Drilling	85 H	35.4 %	0-100	91.1	91.1	
Out drilling	48 H	20.0 %				
Regain of accident	87 H	36.3 %				
Preparation	8 H	3.3 %				
Dismount/Mobilization	12 H	5.0 %				
Others	-- H	-- %	Efficiency			
Total			Effective length/Total days			
			10.00 m/d			
Total			Effective length/Working days			
			10.00 m/d			
Drilling length by diameter						
Bit diameter	93 m/m	59 m/m	m/m	m/m	m/m	Total
Drilling length	6.5 m	93.5 m				100.0 m
Core length	5.5 m	85.6 m				91.1 m
Inserted casing pipes						
Inserted length by diameter		Inserted length/Drilling length×100		Casing Recovery		
89 m/m	10.0 m	10.0 %		100 %		
73 m/m	20.0 m	20.0 %		100 %		

Appendix 3-2(3) Results of Drilling Works on Individual Drillhole

(MJUB-10)

	Survey period		Breakdown of period		Total workers	
	Period	Total days	Working days	No working days		
Preparation	June 23, '96~June 27, '96	5.0	3.3	1.7	32	
Drilling	June 28, '96~July 5, '96	7.4	7.4	—	45	
Dismount	July 5, '96	0.3	0.3	—	4	
Total	June 23, '96~July 5, '96	12.7	11.0	1.7	81	
Drilling length						
Programmed length	110.0 m	Overburden		— m		
Prolongation	— m	Core length		101.0 m		
Effective length	110.0 m	Core recovery		91.8 %		
Working hours			Core recovery by each 100m			
			Length (m)	Each (%)	Cumula. (%)	
Drilling	84 H	31.8 %	0-100	91.7	91.7	
Out drilling	22 H	8.3 %	100-110	93.0	91.8	
Regain of accident	67 H	25.4 %				
Preparation	80 H	30.3 %				
Dismount/Mobilization	11 H	4.2 %				
Others	— H	— %	Efficiency			
Total			Effective length/Total days			
			8.66 m/d			
Total			Effective length/Working days			
			10.00 m/d			
Drilling length by diameter						
Bit diameter	93 m/m	59 m/m	m/m	m/m	m/m	Total
Drilling length	10.0 m	100.0 m				110.0 m
Core length	8.6 m	92.4 m				101.0 m
Inserted casing pipes						
Inserted length by diameter		Inserted length/Drilling length×100		Casing Recovery		
89 m/m	8.0 m	7.3 %		100 %		
73 m/m	25.0 m	22.7 %		100 %		

Appendix 3-2(4) Results of Drilling Works on Individual Drillhole

(MJUB-11)

	Survey period		Breakdown of period		Total workers	
	Period	Total days	Working days	No working days		
Preparation	July 5, '96	0.8	0.8	—	10	
Drilling	July 5, '96~July 13, '96	8.5	8.5	—	50	
Dismount	July 14, '96	0.7	0.7	—	4	
Total	July 5, '96~July 14, '96	10.0	10.0	—	64	
Drilling length						
Programmed length	150.0 m	Overburden		— m		
Prolongation	2.0 m	Core length		141.6 m		
Effective length	152.0 m	Core recovery		93.2 %		
Working hours			Core recovery by each 100m			
			Length (m)	Each (%)	Cumula. (%)	
Drilling	132 H	56.8 %	0-100	92.7	92.7	
Out drilling	45 H	19.4 %	100-152	94.0	93.2	
Regain of accident	21 H	9.1 %				
Preparation	18 H	7.8 %				
Dismount/Mobilization	16 H	6.9 %				
Others	— H	— %	Efficiency			
Total			Effective length/Total days			
			15.20 m/d			
Total			Effective length/Working days			
			15.20 m/d			
Drilling length by diameter						
Bit diameter	93 m/m	59 m/m	m/m	m/m	m/m	Total
Drilling length	8.0 m	144.0 m				152.0 m
Core length	6.4 m	135.2 m				141.6 m
Inserted casing pipes						
Inserted length by diameter		Inserted length/Drilling length×100		Casing Recovery		
89 m/m	10.0 m	6.6 %		100 %		
73 m/m	27.0 m	17.8 %		100 %		

Appendix 3-2(5) Results of Drilling Works on Individual Drillhole

(MJUB-12)

	Survey period		Breakdown of period		Total workers		
	Period	Total days	Working days	No working days			
Preparation	July 14, '96	0.7	0.7	--	6		
Drilling	July 15, '96~Aug. 3, '96	19.9	19.9	--	120		
Dismount	Aug. 4, '96	0.7	0.7	--	6		
Total	July 14, '96~Aug. 4, '96	21.3	21.3	--	132		
Drilling length							
Programmed length	190.0 m	Overburden		-- m			
Prolongation	4.0 m	Core length		175.9 m			
Effective length	194.0 m	Core recovery		90.7 %			
Working hours			Core recovery by each 100m				
			Length (m)	Each (%)	Cumula. (%)		
Drilling	192 H	37.5 %	0-100	82.8	82.8		
Out drilling	72 H	14.1 %	100-940	99.0	90.7		
Regain of accident	216 H	42.2 %					
Preparation	16 H	3.1 %					
Dismount/Mobilization	16 H	3.1 %					
Others	-- H	-- %	Efficiency				
			Effective length/Total days				
			9.11 m/d				
Total	512 H	100 %	Effective length/Working days				
			9.11 m/d				
Drilling length by diameter							
Bit diameter	93 m/m	76 m/m	59 m/m	m/m	m/m	m/m	Total
Drilling length	4.0 m	8.0 m	182.0 m				194.0 m
Core length	3.6 m	5.6 m	166.7 m				175.9 m
Inserted casing pipes							
Inserted length by diameter		Inserted length/Drilling length×100		Casing Recovery			
89 m/m	11.0 m	5.7 %		100 %			
73 m/m	24.0 m	12.4 %		100 %			

Appendix 3-2(6) Results of Drilling Works on Individual Drillhole

(MJUB-13)

	Survey period		Breakdown of period		Total workers	
	Period	Total days	Working days	No working days		
Preparation	July 14, '96	1.0	1.0	—	12	
Drilling	July 15, '96~July 20, '96	6.7	6.0	—	36	
Dismount	July 21, '96	0.7	0.7	—	6	
Total	July 14, '96~July 21, '96	7.7	7.7	—	54	
Drilling length						
Programmed length	100.0 m	Overburden			— m	
Prolongation	0 m	Core length			92.2 m	
Effective length	100.0 m	Core recovery			92.2 %	
Working hours			Core recovery by each 100m			
			Length (m)	Each (%)	Cumula. (%)	
Drilling	93 H	50.6 %	0-100	92.2	92.2	
Out drilling	32 H	17.4 %				
Regain of accident	19 H	10.3 %				
Preparation	24 H	13.0 %				
Dismount/Mobilization	16 H	8.7 %				
Others	— H	— %	Efficiency			
			Effective length/Total days			
			12.99 m/d			
Total			Effective length/Working days			
			12.99 m/d			
Drilling length by diameter						
Bit diameter	76 m/m	59 m/m	m/m	m/m	m/m	Total
Drilling length	8.0 m	92.0 m				100.0 m
Core length	7.0 m	85.2 m				92.2 m
Inserted casing pipes						
Inserted length by diameter		Inserted length/Drilling length×100			Casing Recovery	
108 m/m	5.0 m	5.0 %			100 %	
73 m/m	20.0 m	20.0 %			100 %	

Appendix 3-2(7) Results of Drilling Works on Individual Drillhole

(MJUB-14)

	Survey period		Breakdown of period		Total workers	
	Period	Total days	Working days	No working days		
Preparation	July 21, '96	0.7	0.7	--	6	
Drilling	July 22, '96~Aug. 1, '96	10.3	10.3	--	62	
Dismount	Aug. 1, '96	0.3	0.3	--	3	
Total	July 21, '96~Aug. 1, '96	11.3	11.3	--	71	
Drilling length						
Programmed length	161.0 m	Overburden		-- m		
Prolongation	0 m	Core length		137.2 m		
Effective length	161.0 m	Core recovery		85.2 %		
Working hours			Core recovery by each 100m			
			Length (m)	Each (%)	Cumula. (%)	
Drilling	136 H	50.0 %	0-100	81.1	81.1	
Out drilling	45 H	16.5 %	100-161	92.0	85.2	
Regain of accident	67 H	24.7 %				
Preparation	16 H	5.9 %				
Dismount/Mobilization	8 H	2.9 %				
Others	-- H	-- %	Efficiency			
			Effective length/Total days			
			14.25 m/d			
Total	272 H	100 %	Effective length/Working days			
			14.25 m/d			
Drilling length by diameter						
Bit diameter	93 m/m	59 m/m	m/m	m/m	m/m	Total
Drilling length	5.0 m	156.0 m				161.0 m
Core length	3.8 m	133.4 m				137.2 m
Inserted casing pipes						
Inserted length by diameter		Inserted length/Drilling length×100		Casing Recovery		
89 m/m	8.0 m	5.0 %		100 %		
73 m/m	25.0 m	15.5 %		100 %		

Appendix 3-2(8) Results of Drilling Works on Individual Drillhole

(MJUB-15)

	Survey period		Breakdown of period		Total workers		
	Period	Total days	Working days	No working days			
Preparation	Aug. 4, '96	1.0	0.7	0.3	6		
Drilling	Aug. 5, '96~Aug. 12, '96	8.0	8.0	—	42		
Dismount	Aug. 13, '96	0.3	0.3	—	3		
Total	Aug. 4, '96~Aug. 13, '96	9.3	9.0	0.3	51		
Drilling length							
Programmed length	100.0 m	Overburden			— m		
Prolongation	2.0 m	Core length			98.4 m		
Effective length	102.0 m	Core recovery			96.5 %		
Working hours			Core recovery by each 100m				
			Length (m)	Each (%)	Cumula. (%)		
Drilling	83 H	43.2 %	0-102	96.5	96.5		
Out drilling	62 H	32.3 %					
Regain of accident	23 H	12.0 %					
Preparation	16 H	8.3 %					
Dismount/Mobilization	8 H	4.2 %					
Others	— H	— %	Efficiency				
Total			Effective length/Total days				
			11.00 m/d				
Total			Effective length/Working days				
			11.33 m/d				
Drilling length by diameter							
Bit diameter	93 m/m	76 m/m	59 m/m	m/m	m/m	m/m	Total
Drilling length	11.0 m	5.5 m	85.5 m				102.0 m
Core length	9.9 m	5.5 m	83.0 m				98.4 m
Inserted casing pipes							
Inserted length by diameter		Inserted length/Drilling length×100			Casing Recovery		
89 m/m	8.0 m	7.8 %			100 %		
73 m/m	30.0 m	29.4 %			100 %		

Appendix 3-2(9) Results of Drilling Works on Individual Drillhole

(MJUB-16)

	Survey period		Breakdown of period		Total workers	
	Period	Total days	Working days	No working days		
Preparation	Aug. 13, '96	0.7	0.7	—	6	
Drilling	Aug. 14, '96~Sept. 16, '96	33.3	33.3	—	200	
Dismount	Sept. 16, '96	0.7	0.7	—	6	
Total	Aug. 13, '96~Sept. 16, '96	34.7	34.7	—	212	
Drilling length						
Programmed length	150.0 m	Overburden		— m		
Prolongation	1.0 m	Core length		143.1 m		
Effective length	151.0 m	Core recovery		94.8 %		
Working hours			Core recovery by each 100m			
			Length (m)	Each (%)	Cumula. (%)	
Drilling	154 H	18.5 %	0-100	93.1	93.1	
Out drilling	107 H	12.9 %	100-151	98.0	94.8	
Regain of accident	543 H	65.3 %				
Preparation	16 H	1.9 %				
Dismount/Mobilization	12 H	1.4 %				
Others	— H	— %	Efficiency			
			Effective length/Total days			
			4.35 m/d			
Total	832 H	100 %	Effective length/Working days			
			4.35 m/d			
Drilling length by diameter						
Bit diameter	93 m/m	59 m/m	m/m	m/m	m/m	Total
Drilling length	6.0 m	145.0 m				151.0 m
Core length	4.8 m	138.3 m				143.1 m
Inserted casing pipes						
Inserted length by diameter		Inserted length/Drilling length×100		Casing Recovery		
89 m/m	7.0 m	4.6 %		100 %		
73 m/m	25.0 m	16.6 %		100 %		

Appendix 3-2(10) Results of Drilling Works on Individual Drillhole

(MJUB-17)

	Survey period		Breakdown of period		Total workers	
	Period	Total days	Working days	No working days		
Preparation	Aug. 1, '96	0.7	0.7	—	5	
Drilling	Aug. 1, '96~ Aug. 5, '96	3.7	3.7	—	22	
Dismount	Aug. 5, '96	0.3	0.3	—	3	
Total	Aug. 1, '96~ Aug. 5, '96	4.7	4.7	—	30	
Drilling length						
Programmed length	100.0 m	Overburden		— m		
Prolongation	0 m	Core length		92.8 m		
Effective length	100.0 m	Core recovery		92.8 %		
Working hours			Core recovery by each 100m			
			Length (m)	Each (%)	Cumula. (%)	
Drilling	69 H	61.7 %	0-100	92.8	92.8	
Out drilling	25 H	22.3 %				
Regain of accident	— H	— %				
Preparation	10 H	8.9 %				
Dismount/Mobilization	8 H	7.1 %				
Others	— H	— %	Efficiency			
			Effective length/Total days			
			21.28 m/d			
			Effective length/Working days			
			21.28 m/d			
Total	112 H	100 %				
Drilling length by diameter						
Bit diameter	93 m/m	59 m/m	m/m	m/m	m/m	Total
Drilling length	7.0 m	93.0 m				100.0 m
Core length	6.6 m	86.2 m				92.8 m
Inserted casing pipes						
Inserted length by diameter		Inserted length/Drilling length×100		Casing Recovery		
89 m/m	12.0 m	12.0 %		100 %		
73 m/m	22.0 m	22.0 %		100 %		

Appendix 3-2(11) Results of Drilling Works on Individual Drillhole

(MJUB-18)

	Survey period		Breakdown of period		Total workers	
	Period	Total days	Working days	No working days		
Preparation	Aug. 5, '96	0.7	0.7	—	5	
Drilling	Aug. 6, '96~Aug. 13, '96	8.3	8.3	—	46	
Dismount	Aug. 14, '96~Aug. 15, '96	1.3	1.0	0.3	12	
Total	Aug. 5, '96~Aug. 15, '96	10.3	10.0	0.3	63	
Drilling length						
Programmed length	150.0 m	Overburden			— m	
Prolongation	4.0 m	Core length			146.3 m	
Effective length	154.0 m	Core recovery			95.0 %	
Working hours			Core recovery by each 100m			
			Length (m)	Each (%)	Cumula. (%)	
Drilling	117 H	48.7 %	0-100	93.1	93.2	
Out drilling	45 H	18.8 %	100-154	98.3	95.0	
Regain of accident	30 H	12.5 %				
Preparation	16 H	6.7 %				
Dismount/Mobilization	32 H	13.3 %				
Others	— H	— %	Efficiency			
Total			Effective length/Total days			
			14.95 m/d			
Total			Effective length/Working days			
			15.40 m/d			
Drilling length by diameter						
Bit diameter	93 m/m	59 m/m	m/m	m/m	m/m	Total
Drilling length	13.0 m	141.0 m				154.0 m
Core length	10.9 m	135.4 m				146.3 m
Inserted casing pipes						
Inserted length by diameter		Inserted length/Drilling length×100		Casing Recovery		
89 m/m	11.0 m	7.1 %		100 %		
73 m/m	25.0 m	16.2 %		100 %		

Appendix 3-2(12) Results of Drilling Works on Individual Drillhole

(MJUB-19)

	Survey period		Breakdown of period		Total workers	
	Period	Total days	Working days	No working days		
Preparation	Sept. 17, '96	0.7	0.7	—	6	
Drilling	Sept. 17, '96~Oct. 13, '96	26.0	26.0	—	156	
Dismount	Oct. 13, '96	0.3	0.3	—	3	
Total	Sept. 17, '96~Oct. 13, '96	27.0	27.0	—	165	
Drilling length						
Programmed length	150.0 m	Overburden		— m		
Prolongation	0 m	Core length		145.2 m		
Effective length	150.0 m	Core recovery		96.8 %		
Working hours			Core recovery by each 100m			
			Length (m)	Each (%)	Cumula. (%)	
Drilling	181 H	27.9 %	0-100	95.4	95.4	
Out drilling	65 H	10.0 %	100-150	99.6	96.8	
Regain of accident	378 H	58.3 %				
Preparation	12 H	1.9 %				
Dismount/Mobilization	12 H	1.9 %				
Others	— H	— %	Efficiency			
			Effective length/Total days			
			5.56 m/d			
Total	648 H	100 %	Effective length/Working days			
			5.56 m/d			
Drilling length by diameter						
Bit diameter	76 m/m	59 m/m	m/m	m/m	m/m	Total
Drilling length	7.0 m	143.0 m				150.0 m
Core length	5.6 m	139.6 m				145.2 m
Inserted casing pipes						
Inserted length by diameter		Inserted length/Drilling length×100			Casing Recovery	
89 m/m	5.0 m	3.3 %			100 %	
73 m/m	24.0 m	16.0 %			100 %	

Appendix 3-2(13) Results of Drilling Works on Individual Drillhole

(MJUB-20)

	Survey period		Breakdown of period		Total workers	
	Period	Total days	Working days	No working days		
Preparation	Aug. 16, '96~Aug. 17, '96	2.0	1.3	0.7	12	
Drilling	Aug. 18, '96~Sept. 24, '96	37.4	37.4	—	224	
Dismount	Sept. 24, '96~Sept. 25, '96	1.3	1.3	—	8	
Total	Aug. 16, '96~Sept. 25, '96	40.7	40.0	0.7	244	
Drilling length						
Programmed length	440.0 m	Overburden			— m	
Prolongation	0 m	Core length			428.9 m	
Effective length	440.0 m	Core recovery			97.5 %	
Working hours			Core recovery by each 100m			
			Length (m)	Each (%)	Cumula. (%)	
Drilling	390 H	40.7 %	0-100	93.6	93.6	
Out drilling	184 H	19.2 %	100-200	99.0	96.3	
Regain of accident	320 H	33.3 %	200-300	100.3	97.6	
Preparation	32 H	3.3 %	300-400	96.0	97.2	
Dismount/Mobilization	34 H	3.5 %	400-440	100.0	97.5	
Others	— H	— %	Efficiency			
			Effective length/Total days			
			10.81 m/d			
			Effective length/Working days			
Total	960 H	100 %	11.00 m/d			
Drilling length by diameter						
Bit diameter	93 m/m	59 m/m	m/m	m/m	m/m	Total
Drilling length	16.0 m	424.0 m				440.0 m
Core length	12.0 m	416.9 m				428.9 m
Inserted casing pipes						
Inserted length by diameter		Inserted length/Drilling length×100		Casing Recovery		
89 m/m	12.0 m	2.7 %		100 %		
73 m/m	25.0 m	5.7 %		100 %		

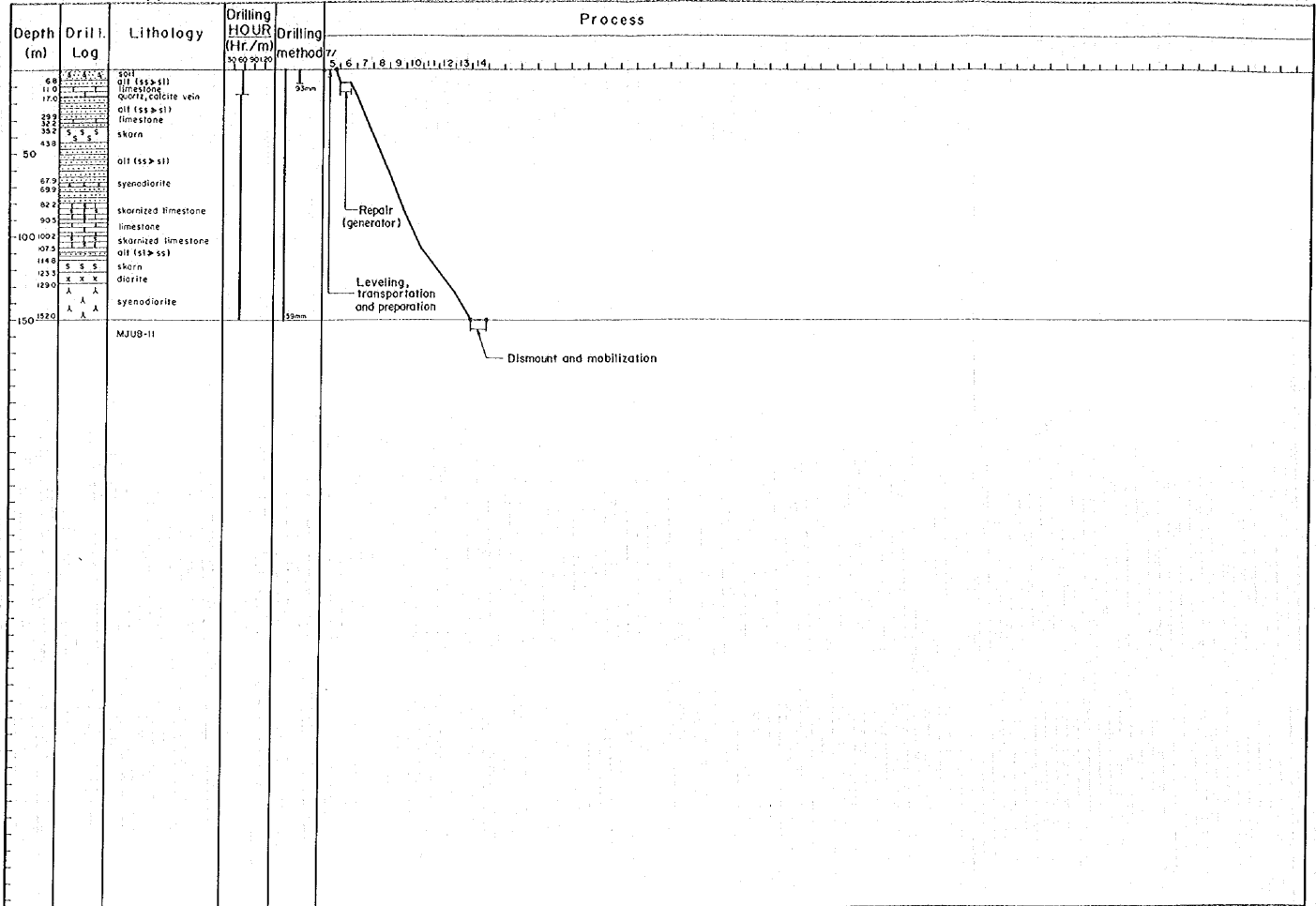
Appendix 3-2(14) Results of Drilling Works on Individual Drillhole

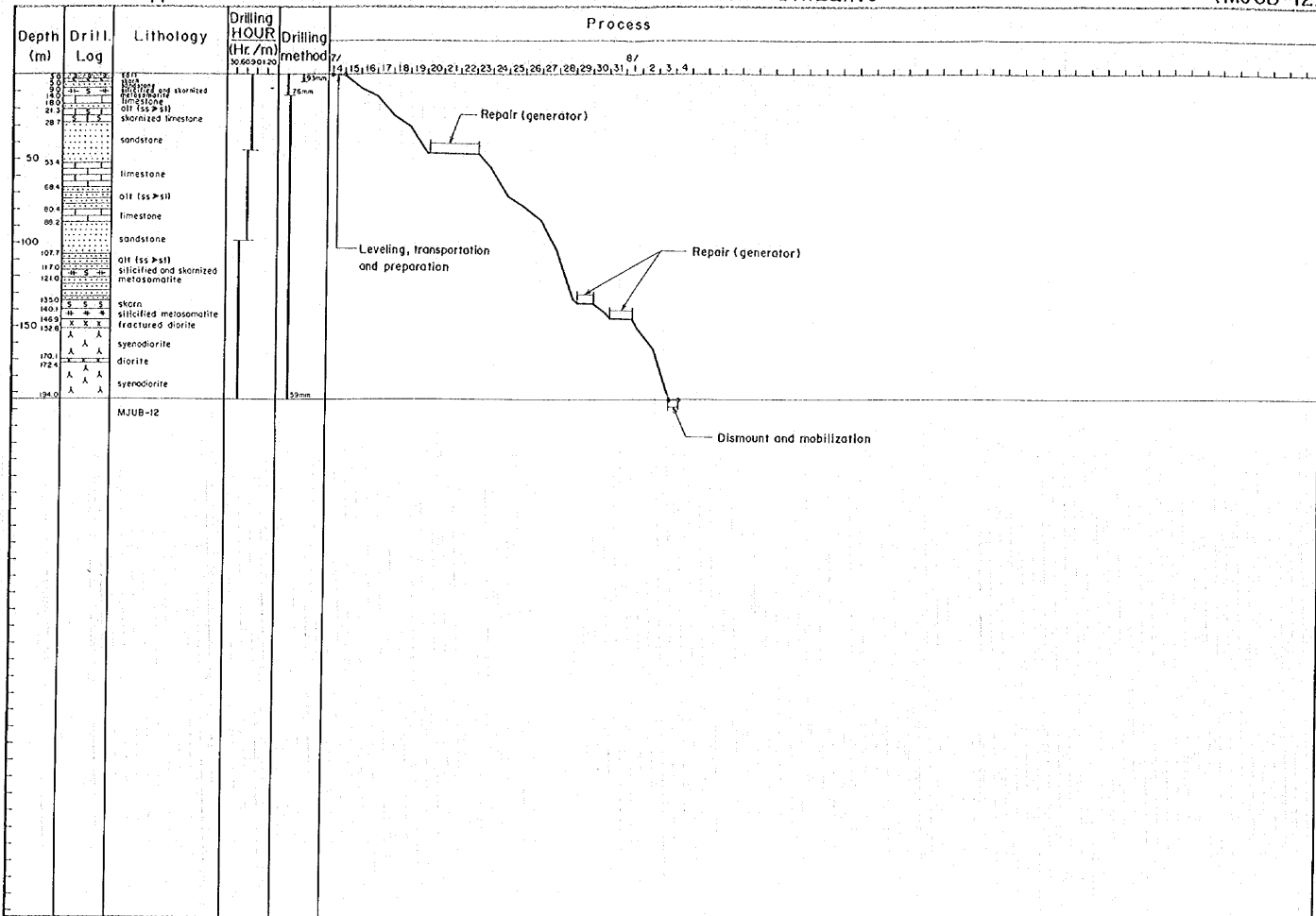
(MJUB-21)

	Survey period		Breakdown of period		Total workers		
	Period	Total days	Working days	No working days			
Preparation	Sept. 25, '96~Sept. 26, '96	1.0	1.0	—	9		
Drilling	Sept. 26, '96~Oct. 2, '96	5.7	5.7	—	34		
Dismount	Oct. 2, '96	0.3	0.3	—	3		
Total	Sept. 25, '96~Oct. 2, '96	7.0	7.0	—	46		
Drilling length							
Programmed length	100.0 m	Overburden		— m			
Prolongation	5.0 m	Core length		102.3 m			
Effective length	105.0 m	Core recovery		97.4 %			
Working hours			Core recovery by each 100m				
			Length (m)	Each (%)	Cumula. (%)		
Drilling	66 H	39.2 %	0-105	97.4	97.4		
Out drilling	31 H	18.6 %					
Regain of accident	32 H	19.0 %					
Preparation	26 H	15.5 %					
Dismount/Mobilization	13 H	7.7 %					
Others	— H	— %	Efficiency				
Total			Effective length/Total days				
			15.00 m/d				
Total			Effective length/Working days				
			15.00 m/d				
Drilling length by diameter							
Bit diameter	93 m/m	59 m/m	m/m	n/n	m/m	m/n	Total
Drilling length	24.0 m	81.0 m					105.0 m
Core length	24.0 m	78.3 m					102.3 m
Inserted casing pipes							
Inserted length by diameter		Inserted length/Drilling length×100			Casing Recovery		
89 m/m	8.0 m	7.6 %			100 %		
73 m/m	30.0 m	28.6 %			100 %		

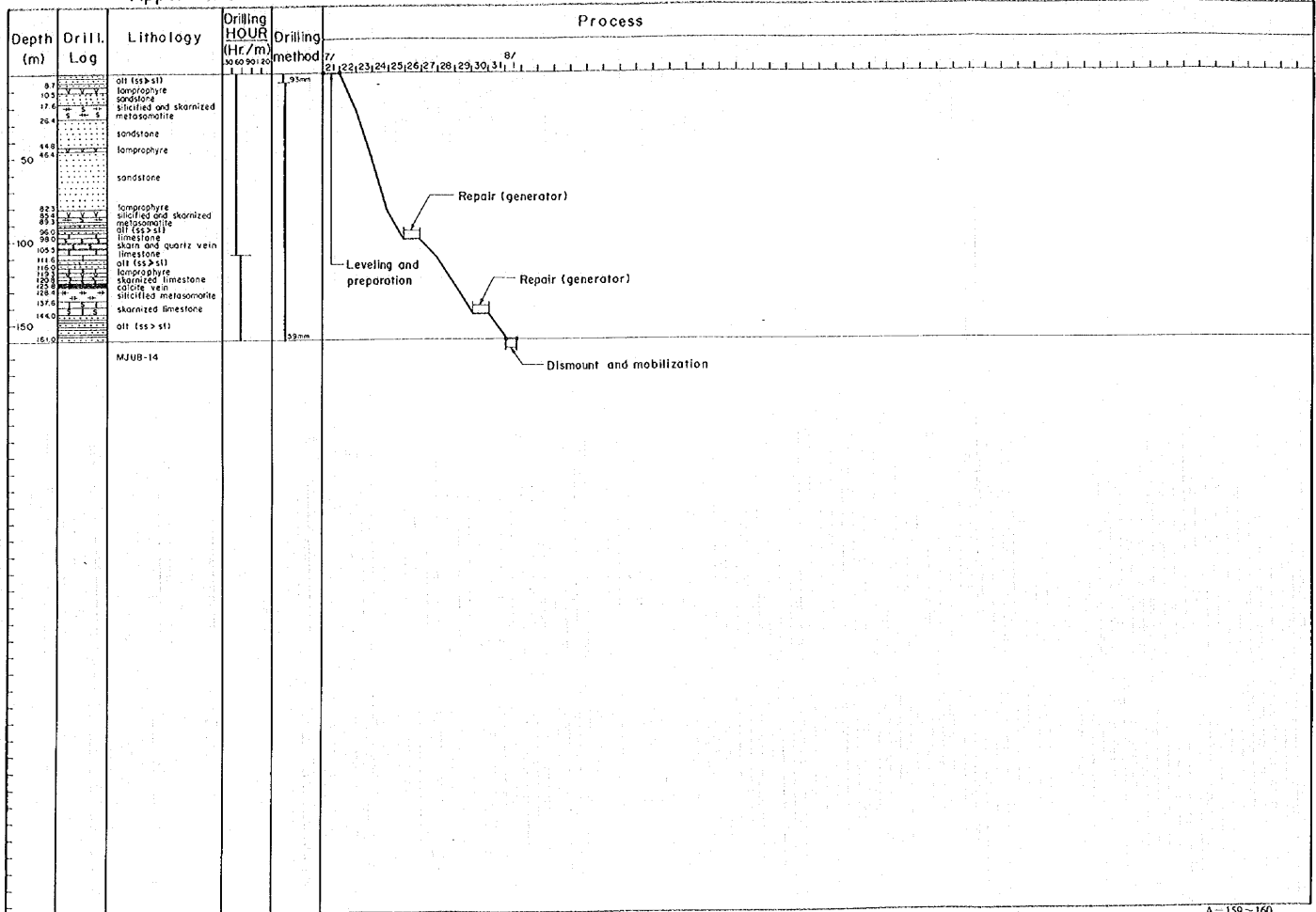
Depth (m)	Drill Log	Lithology	Drilling HOUR (Hr./m) 30 30 30 30 30 30 30 30	Drilling methods/ 77	Process
14.2	A A	metaphyre	30	30	Leveling Transportation Preparation
14.2	A A	stratified sandstone			
14.2	A A	stratified and deformed metagranitic			
14.2	A A	metagranite dyke vein			
14.2	A A	stone			
34.6	A A	stone			
34.6	A A	stone			
34.6	A A	stone			
34.6	A A	stone			
34.6	A A	stone			
50	A A	diarite	30	30	Dismount and mobilization
50	A A	diarite			
50	A A	diarite			
50	A A	diarite			
100	A A	syenodiorite	30	30	Dismount and mobilization
100	A A	syenodiorite			
100	A A	syenodiorite			
100	A A	syenodiorite			
100	A A	MJUB-8	30	30	Dismount and mobilization
100	A A	MJUB-8			
100	A A	MJUB-8			
100	A A	MJUB-8			

Depth (m)	Drill. Log	Lithology	Drilling HOUR (Hr./m)	Drilling method	Process			
						67	68	69
0				95mm				
11.2 18.2		alt (ss>sl) silicified and skarnized metasiltstone			Leveling			
		alt (ss>sl)			Transportation			
50		alt (ss>sl)			Preparation			
56.2		diorite			Repair (generator)			
62.2		skarn						
67.2		alt (ss>sl)						
81.0		diorite						
84.0	A A							
100	A A	syenodiorite						
110.0	A A							
		MJUB-10			Dismount and mobilization			

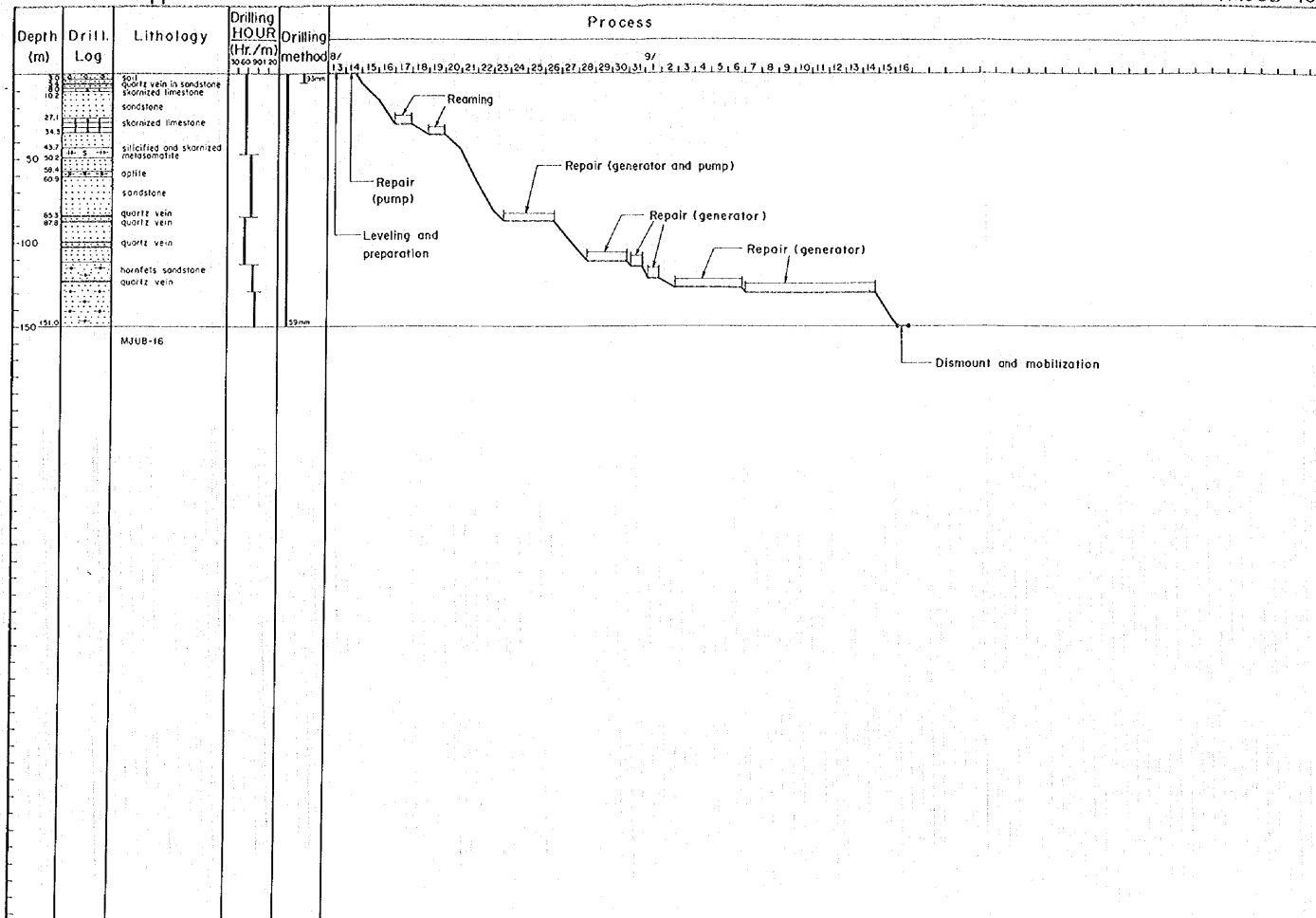




Depth (m)	Drill. Log	Lithology	Drilling HOUR (Hr./m)	Drilling method	Process	
					14, 15, 16, 17, 18, 19, 20, 21	
25		soil	0000			
112		garnetophyre	0000	17mm		
230		silicified and skarnized metamorphic quartz, calcite vein	0000			
280		quartz, calcite vein	0000			
330		quartz, calcite vein	0000			
461		limestone	0000			
821		skarn	0000			
870		quartz vein	0000			
940		quartz vein	0000			
820		limestone	0000			
887		syenogranite	0000			
910		quartz vein	0000			
1000		syenodiorite	0000	33mm		
	MJUB-13					



Depth (m)	Drill. Log	Lithology	Drilling HOUR (Hr./m)	Drilling method	Process
					4 5 6 7 8 9 10 11 12 13
100.152		MJUB-15			Dismount and mobilization
50		quartz vein quartz vein quartz vein quartz vein			Leveling and preparation
		sandstone			
17.2		metaporphyr oil shale fractured zone			



Depth (m)	Drill. Log	Lithology	Drilling HOUR (Hr./m)	Drilling method					Process
				1	2	3	4	5	
30		soil							
31		silicified metasomaltite							
32		isomorphophyre							
33		fractured zone							
34		sandstone							
35		quartzite							
36									
37									
38		limestone							
39									
40		sandstone							
41		skarnized limestone							
42		syenodiorite							
43									
44		quartzite							
45									
46		oil (s-sil)							
47		silicified and skarnized							
48		metasomaltite							
49		syenodiorite							
50		diarite							
100	MJUB-17								
									Leveling and preparation
									Dismount and mobilization

Depth (m)	Drill. Log	Lithology	Drilling HOUR (hr./m)	Drilling method	Process																
					5	6	7	8	9	10	11	12	13	14	15						
30		silt																			
189		sandstone																			
207		tanophyre																			
240		Quartz vein																			
		silicified and skarnized																			
		metasomatite																			
43.7		calcite vein																			
50		diorite																			
55		syenodiorite																			
63.6		all fiss fill																			
70.6		limestone																			
77.1		diorite																			
88.1		skarnized limestone																			
88.6		diarite																			
90.9		skarnized limestone																			
97.2		Quartz vein																			
103.0		silicified and skarnized																			
109.9		metasomatite																			
		skarnized limestone																			
		syenodiorite																			
150																					
154.0																					

MJUB-18

197m

59m

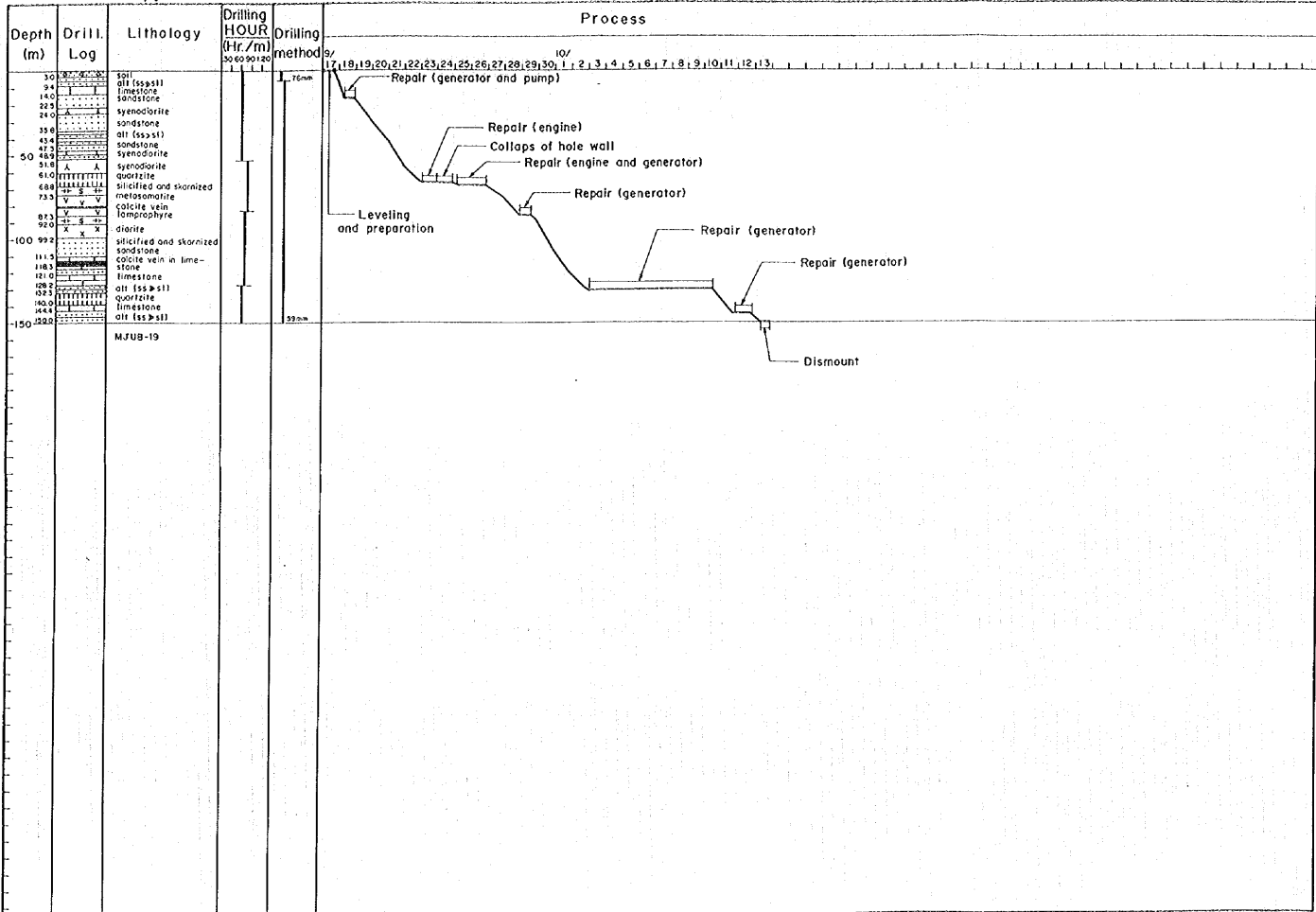
Leveling and preparation

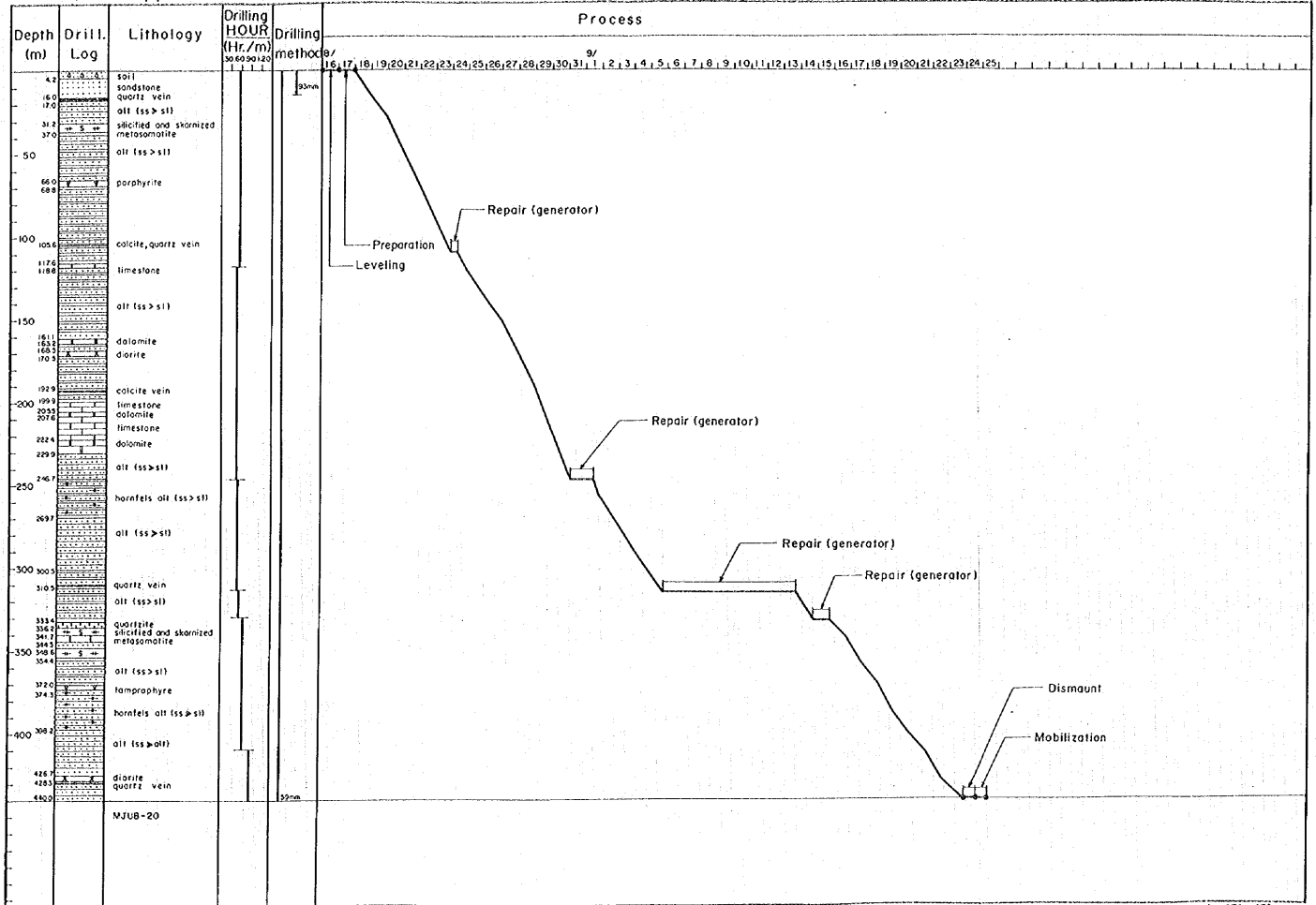
Dismount and mobilization

Appendix 3 - 3 (12)

PROGRESS RECORD OF DIAMOND DRILLING

(MJUB-19)





Appendix 4. Miscellaneous Data of the Mining Development Plan in Sautbay Deposit

1. Open pit mining cost

(10³ sum)

[1] Labor cost

- Engineers : 9p x 10,000 sum/p/mo x 12 mos	= 1,080 ... a
- Operator : 56p x 8,000 sum/p/mo x 12 mos	= 5,376 ... b
- Fringe benefit : (a + b) x 0.36	2,453
- Extra pay for mine labor : (a + b) x 0.1	646
<u>Total - Labor cost (10³ sum)</u>	<u>9,555</u>

[2] Explosives cost

- Explosives: In case the loading ratio to hole length is 80% while the charging density is 0.8g/cm³, the explosives requirement per hole is: $(6.3\text{cm})^2 \times \pi \times 1,180\text{cm} \times 0.8 \times 0.8\text{g/cm}^3 / 1,000\text{g/kg} = 94.2\text{kgs}$; and, the number of drillholes comes to: $534,000\text{m}^3 / 127.7\text{m}^3/\text{hole} = 4,182$ holes .

- Explosives	(10 ³ sum)
4,182 holes x 94.2kgs/hole x 20 sum/kg	= 7,879 ... a
- Detonators(assuming that 10% is consumed for the spalling of boulders):	
4,182 holes x 1.1 x 8 sum/kg	= 37 ... b
- Others(Lead wire, connecting wire, etc.) : (a + b) x 0.15	= 1,187
<u>Total - Explosives cost (10³ sum)</u>	<u>9,103</u>

Note: Quantity of blasting work per day: $4,182 \text{ holes} \times 94.2\text{kgs/hole} / 260\text{d} = 1,515 \text{ kgs/d}$

(Two operators/day will be sufficient for the blasting work.)

[3] Rock tools cost

(10³ sum)

- Bit: 49,344m / 200m/pc x 200\$/pc x 50sum/\$	= 2,467 ... a
- Rod: 49,344m/1,000m/pc x 500\$/pc x 50 sum/\$	= 1,234 ... b
- Others(Shanks, sleeves, etc.) (a + b) x 0.15	555
<u>Total - Rock tools cost (10³ sum)</u>	<u>4,256</u>

[4] Fuel and lubricant cost:

Gasoil requirement

- Drilling machine:

$$49,344\text{m} / 18\text{m/hr} \times 1.1 \times 240\text{hp} \times 0.12\text{L/hp-hr} = 86,845\text{L}$$

- Loader: $854,400\text{m}^3 / 186\text{m}^3/\text{hr} \times 1.1 \times 610\text{hp} \times 0.12\text{L/hp-hr} = 369,873\text{L}$

- Dump truck:

Ore: $4,494 \text{ trips} \times 1.2\text{hr/trip} \times 1.1 \times 650\text{hp} \times 0.11\text{L/hp-hr} = 385,585\text{L}$

Waste: $31,534 \text{ trips} \times 0.35\text{hr/trip} \times 1.1 \times 650\text{hp} \times 0.11\text{L/hp-hr} = 789,138\text{L}$

- Bulldozer: $5\text{hrs/sft} \times 780\text{sft/yr} \times 1\text{unit} \times 230\text{hp} \times 0.12\text{L/hp-hr} = 109,200\text{L}$

- Grader: $5\text{hrs/sft} \times 780 \text{ sft/yr} \times 1 \text{ unit} \times 200\text{hp} \times 0.11\text{L/hp-hr} = 78,000\text{L}$

- Auxiliary vehicles: $7 \text{ units} \times 780 \text{ sft} \times 20\text{L/sft} = 109,200\text{L}$

Total Requirement of Gasoil 1,927,841L

(10³ sum)

- Gasoil : $1,927,841\text{L} \times 17 \text{ sum/L} = 32,733 \dots a$

- Lubricant, etc. $a \times 0.15$ 4,916

Total - Fuel and lubricant cost(10³ sum) 37,689

[5] Tire cost

(10³ sum)

- Loaders:

$$854,400\text{m}^3 / 186\text{m}^3/\text{hr} \times 1.1 / 10,000\text{hrs/pc} \times 4 \times 7,200\$ \times 50 \text{ sum}/\$ = 728$$

- Dump trucks:

Ore: $4,494 \text{ trips} \times 1.2\text{hrs/trip} \times 1.1 / 4,500 \text{ hrs/pc} \times 6 \text{ pcs} \times 3,900\$ \times 50\text{sum}/\$ = 1,542$

Waste: $31,534 \text{ trips} \times 0.35\text{hrs/trip} \times 1.1 / 4,500\text{hrs/pc} \times 6 \text{ pcs} \times 3,900\$ \times 50 \text{ sum}/\$$
=3,157

- Others: (loader + dump-trucks) $\times 0.1 = 5,427,000 \text{ sum} \times 0.1$ = 543

Total - Tires cost (10³ sum) 5,970

[6] Electric power cost

- Pumps: $44\text{kW} \times 3 \text{ units} \times 6,000\text{hrs/yr} = 792,000 \text{ kWh} \dots a$

- Lighting: $17.9\text{kW} \times 2,000\text{hrs/yr} = 35,800 \dots b$

- Others: $(a + b) \times 0.10$	82,780
Total power requirement	910,580kWh
	(10 ³ sum)
Total power cost: 910,580kWh x 2 sum/kWh*	= 1,821

[7] Repair cost

		(10 ³ sum)
- Drilling machine: 1 unit x 80,000\$ x 50 sum/\$	=	4,000 ... a
- Loader: 1 unit x 50,000\$ x 50 sum/\$	=	2,500 ... b
- Dump trucks: 4 units x 30,000\$ x 50 sum/\$	=	6,000 ... c
- Bulldozers, etc: 2 units x 30,000\$ x 50 sum/\$	=	3,000 ... d
- Aux. vehicles: 7 units x 10,000\$ x 50 sum/\$	=	3,500 ... e
- Others: $(a + b + c + d + e) \times 0.10$	=	1,900
Total - Repair cost (10 ³ sum)		20,900

2. Ore processing costs

[1] Labor cost

		(10 ³ sum)
- Engineers : 8p x 10,000 sum/p/mo x 12 mos	=	960 ... a
- Operators : 77p x 8,000 sum/p/mo x 12 mos	=	7,392 ... b
- Fringe benefit : $(a + b) \times 0.38$	=	3,174
Total - Labor cost(10 ³ sum)		11,526

[2] Supplies and chemicals cost

	Unit price	Quantity	Amount
	(Sum/t)	(t)	(10 ³ sum)
Liner	14,400	77	1,109
Ball	10,260	188	1,929
Oleic acid	4,032	57	230
Silica rock	2,844	1,420	4,038
Caustic soda	5,940	364	2,162
Frother	14,400	33	475

Sodium sulfide	13,284	319	4,238
Butyls	43,200	55	2,376
Hydrochloric acid	1,080	219	237
Copper sulfate	23,040	46	1,060
Lime	1,980	956	1,893
Others	(5% of the above total)		987
Haulage, procurement and stocks			
	(20% of the above total)		3,949
Total - Supplies and chemicals cost(10 ³ sum)			24,683

3. Underground mining costs

[1] Labor cost

	(10 ³ sum)
- Engineers: 9p x 10,000 sum/p/mo x 12mos	= 1,080 ... a
- Operators: 79p x 8,000 sum/p/mo x 12 mos	= 7,584 ... b
- Fringe benefit: (a + b) x 0.38	3,292
- Extra pay for mine labor: (a + b) x 0.10	866
Total - Labor cost(10 ³ sum)	12,822

[2] Explosives cost

- Explosives: Consumption per meter(m) of tunneling and per cubic meter(m³) of mining of ore are assumed to be 28 kgs and 1.89 kgs, respectively. Annual consumption is:
 $3,120m \times 28kgs/m + 208,000t \times 0.95 / 3t/m^3 \times 1.89kgs/m^3 = 211,848kgs$

	(10 ³ sum)
Explosives cost: 211,848kgs x 20 sum/kg =	4,237 ... a

- Detonators: Consumption per meter(m) of tunneling and per cubic meter(m³) of mining of ore are assumed to be 15 pieces and 1.11 pieces, respectively. Annual consumption is:
 $3,120m \times 15pcs/m + 208,000t \times 0.9g / 3t/m^3 \times 1.11pcs/m^3 = 119,912pcs.$

Detonators cost: 119,912pcs x 1.1* x 50 sum/pc = 6,595 ... b

* 10% for spalling of bouldery ore

- Others(Lead wires, connecting wires, etc.)

$$\frac{(a + b) \times 0.15}{1,625 \dots c}$$

Total - Explosives cost(a+b+c)(10³ sum) 12,457

[3] Rock tools cost

	(10 ³ sum)
- 80mm bit: 3,120m x 4m/m / 300m/pc x 500\$ x 50 sum/\$	= 1,040 ... a
- 53mm bit: (3,120m x 42m/m + 208,000t x 0.95 / 3t/m ³ x 1.1m/m ³ / 700m/pc x 120\$ x 50 sum/\$	= 1,744 ... b
- Rod: (143,520 + 72,453)m / 2,500m/pc x 350\$ x 50 sum/\$	= 1,512 ... c
- Others(shanks, sleeves, etc) (a + b + c) x 0.15	644
Total - Rock tools cost(10³ sum)	4,940

[4] Fuel and lubricant cost

- Gas oil requirement:

Drilling machine: 68hp x 0.06L/hp-hr x 1.2hr/d x 260d x 3 units	= 3,819L
Blasting machine: 139hp x 0.04L/hp-hr x 3.0hr/d x 260d x 2 unit	= 8,674L
LHD: 176,026m ³ / 26.3m ³ /hr x 1.1 x 277hp x 0.12L/hp-hr	= 247,547L
98,766m ³ / 52m ³ /hr x 1.1 x 277hp x 0.12L/hp-hr	= 69,448L
Rock-bolting machine: 84hp x 0.07L/hp-hr x 1.2hr/d x 260d x 1unit	= 69,448L
Surface truck: 5,136 trips x 1.2hr/trip x 1.1 x 650hp x 0.1L/hp-hr	= 440,669L
<u>Aux. vehicles: 60hp x 0.06L/hp-hr x 6.0hr/d x 260d x 8 units</u>	<u>= 44,928L</u>

Total - Gas oil requirement 821,975L

(10³ sum)

- Gas oil cost: 821,975L x 17 sum/L = 13,974 ... a

- Lubricant, etc. (a x 0.15) 2,096

Total - Fuel and lubricant cost((10³ sum) 16,070

[5] Tires cost

(10³ sum)

- LHD:

$$176,026\text{m}^3 / 26\text{m}^3/\text{hr} \times 1.1 / 3,000\text{hr}/\text{pc} \times 4 \times 3,900\$ \times 50 \text{ sum}/\$ = 1,936$$

$$98,766\text{m}^3 / 52\text{m}^3/\text{hr} \times 1.1 / 3,000\text{hr}/\text{pc} \times 4 \times 3,900\$ \times 50 \text{ sum}/\$ = 543$$

- Surface truck:

$$5,136\text{trips} \times 1.2\text{hr}/\text{trip} \times 1.1 / 4,500\text{hr}/\text{pc} \times 6 \times 3,900\$ \times 50 \text{ sum}/\$ = 1,763$$

$$202 \text{ trips} \times 0.35\text{hr}/\text{trip} \times 1.1 / 4,500\text{hr}/\text{pc} \times 6 \times 3,900\$ \times 50 \text{ sum}/\$ = 20$$

- Others: $4,262 \times (*\text{LHD} + \text{trucks}) \times 0.10 = 426$

Total - Tires cost(10³ sum) = 4,688

[6] Rock bolts

- Timbering: $3,120\text{m} / 1.2\text{m} \times 9 \text{ pcs} \times 0.50 = 11,700 \text{ pcs}$

- Mining of ore: $208,000\text{t} \times 0.95 / 3\text{t}/\text{m}^3 / 4\text{m} \times 1\text{pc}/\text{m}^2 \times 1.2 \times 0.5 = 9,880 \text{ pcs}$

(10³ sum)

Rock bolts cost: $(11,700 + 9,880)\text{pcs} \times 10 \times 50 \text{ sum}/\$ = 10,790$

* The unit price of rock bolt includes the rock tool price.

[7] Electric power cost

	(a)	(b)	unit	kWh
- Drilling machine:	120kW	0.8	0.7	12hr/d x 260d x 3 = 628,992
- R-bolting machine:	43kW	0.8	0.5	12hr/d x 260d x 1 = 53,664
- Fan:	75kW	0.3	0.7	24hr/d x 260d x 1 = 98,280
- Compressor:	150kW	0.7	0.6	21hr/d x 260d x 1 = 343,980
- Winder:	300kW	0.7	0.8	12hr/d x 260d x 2 = 1,048,320
- Pump:	44kW	0.7	0.8	24hr/d x 365d x 7 = 1,510,925
- Others:	20% of the total of the above			736,832

Total - Power requirement(kWh) = 4,420,993

(a): Demand factor (b): Load factor

(10³ sum)

Electric power cost: $4,420,993\text{kWh} \times 2 \text{ sum}/\text{kWh} = 8,842$

[8] Repair cost

			<u>(10³ sum)</u>
- Drilling machine:	3 units	x 80,000\$ x 50 sum/\$	= 12,000
- Blasting machine:	2	x 50,000\$ x 50 sum/\$	= 5,000
- L H D:	4	x 50,000\$ x 50 sum/\$	= 10,000
- Rock-bolting machine:	1	x 80,000\$ x 50 sum/\$	= 4,000
- Surface truck:	2	x 1 ⁵ 30,000\$ x 50 sum/\$	= 3,000
- Aux. vehicle:	8	x 10,000\$ x 50 sum/\$	= 4,000
- Fun:			2,400
- Others:		(10% of the total of the above)	4,040
Total - Repair Cost(10³ sum)			44,440

1. The first part of the document discusses the importance of maintaining accurate records of all transactions and activities. It emphasizes that proper record-keeping is essential for transparency and accountability, particularly in the context of public administration and financial management. The text highlights that without reliable records, it becomes difficult to track the flow of funds and ensure that resources are being used effectively and efficiently.

2. The second part of the document focuses on the role of internal controls and audits in ensuring the integrity of the financial system. It notes that internal controls are designed to prevent and detect errors and fraud, while audits provide an independent assessment of the organization's financial statements and operations. The text stresses that a strong internal control system is a key component of good governance and is necessary to build trust among stakeholders.

3. The third part of the document addresses the challenges of implementing and maintaining effective financial management practices. It identifies several common obstacles, such as limited resources, lack of staff expertise, and outdated systems. The text suggests that organizations should invest in training and capacity building for their staff, as well as in modernizing their financial systems to improve efficiency and accuracy. Additionally, it emphasizes the importance of regular communication and reporting to keep management and the public informed about the organization's financial performance.

4. The fourth part of the document discusses the role of external stakeholders, such as donors and the public, in ensuring the transparency and accountability of the organization. It notes that external stakeholders have a right to know how their contributions are being used and that organizations should be open and forthcoming in providing information. The text suggests that organizations should establish clear channels for communication and reporting, and should actively engage with external stakeholders to address their concerns and build trust.

5. The fifth part of the document concludes by reiterating the importance of financial management and transparency for the success of any organization. It emphasizes that good financial management practices are not just a means to an end, but a way of life that should be embedded in the organization's culture and values. The text encourages organizations to continue to improve their financial management practices and to strive for the highest standards of transparency and accountability.

Appendix 5. Miscellaneous Data of the Mining Costs in Bulutkan District

(1) Explosives cost

① Explosives

On the assumption of the boring diameter at 125mm, the line of the least resistance at 3.2m, the spacing between blastholes at 4.0m, the blasthole inclination at 70°, and the blasting efficiency at 90%, respectively, the boring length required for fragmentation blasting of 10m in the vertical length comes to 11.8m.

Fragmentation volume per hole: $3.2\text{m} \times 4.0\text{m} \times 11.8\text{m} \sin 70^\circ \times 0.9 = 127.7\text{m}^3$

Volume of blasting work: $338,000\text{m}^3$

Number of boreholes $338,000\text{m}^3 / 127.7\text{m}^3/\text{hole} = 2,647$ holes

In case of the loading ratio to hole length at 80% and the charging density at 0.8 g/cm³, the explosives requirement per hole comes to:

$$(6.3\text{cm})^2 \times \pi \times 1,180\text{cm} \times 0.8 \times 0.8 \text{ g/cm}^3 / 1,000 \text{ g/kg} = 94.2 \text{ kgs}$$

(10³ sum)

$$2,647 \text{ holes} \times 94.2 \text{ kgs/hole} \times 20 \text{ sum/kg} = 4,987$$

② Detonators: (Assuming that 10% of detonators is consumed for the spalling of boulders)

$$2,647 \text{ holes} \times 1.1 \times 8 \text{ sum/pc} = 23$$

③ Others (Lead wires, connecting wires, etc.)

$$(4,987 + 23) \times 0.15 = 752$$

④ Total - Explosives cost (10³ sum) 5,762(50 sum/t)

(2) Rock tools cost

Drilling length: 2,647 holes \times 11.8m/hole = 31,235m

(10³ sum)

- Bit: $31,235\text{m} / 200\text{m/pc} \times 200\$/\text{pc} \times 50 \text{ sum}/\$ = 1,562 \dots a$

- Rod: $31,235\text{m} / 1,000\text{m/pc} \times 500\$/\text{pc} \times 50 \text{ sum}/\$ = 781 \dots b$

- Others: (shanks, sleeves, etc.) $(a+b) \times 0.15 = 351$

Total - Rock tools cost (10³ sum) 2,694(23 sum/t)

(3) Fuel and lubricant cost

- Gas oil

Drilling machine: $31,235\text{m} / 18\text{m/hr} \times 1.1 \times 240\text{hp} \times 0.12\text{L}/\text{hp-hr} = 54,974\text{L}$

Loader: $338,000\text{m}^3 \times 1.6 / 186\text{m}^3/\text{hr} \times 1.1 \times 610\text{hp} \times 0.12\text{L}/\text{hp-hr} = 234,114\text{L}$

Dump trucks:

Ore haulage - $115,000\text{t} / (45\text{t} \times 0.9) = 2840$ trips

$2,840$ trips $\times 1.67$ hrs/trip $\times 1.1 \times 650\text{hp} \times 0.1\text{L}/\text{hp-hr} = 339,110\text{L}$

Waste haulage - $298,000\text{m}^3 \times 2.7/\text{m}^3 / (45\text{t} \times 0.9) = 19,867$ trips

$19,867$ trips $\times 0.35$ hr/trip $\times 1.1 \times 650\text{hp} \times 0.1\text{L}/\text{hp-hr} = 497,172\text{L}$

Buldozer: 5 hr/sft $\times 780$ sfts $\times 230\text{hp} \times 0.12\text{L}/\text{hp-hr} = 107,640\text{L}$

Grader: 5 hr/sft $\times 780$ sfts $\times 200\text{hp} \times 0.1\text{L}/\text{hp-hr} = 78,000\text{L}$

Aux. vehicles: 8 units $\times 780$ sfts $\times 20\text{L}/\text{unit/sft} = 124,800\text{L}$

Total - Gas oil requirement 1,435,810L

	(10 ³ sum)
Gas oil cost: 1,435,810L $\times 17$ sum/L	= 24,409... a
Lubricant, etc: a $\times 0.15$	3,661
Total - Fuel and lubricant cost (10 ³)	28,070
	(244 sum/t)

(4) Tires cost (10³ sum)

- Loader:

$338,000\text{m}^3 \times 1.6 / 186\text{m}^3/\text{hr} \times 1.1 / 10,000$ hrs/pc
 $\times 4 \times 7,200\$/\text{pc} \times 50$ sum/\$ = 461 ... a

- Dump trucks:

Ore haulage - $2,840$ trips $\times 1.67$ hrs/trip $\times 1.1 / 4,500$ hrs/pc
 $\times 6 \times 3,900\$/\text{pc} \times 50$ sum/\$ = 1,356 ... b

Waste haulage - $19,867$ trips $\times 0.35$ hr/trip $\times 1.1 / 4,500$ hrs/pc
 $\times 6 \times 3,900\$/\text{pc} \times 50$ sum/\$ = 1,989 ... c

- Others: $(a + b + c) \times 10\%$ 381

Total - Tires cost (10³ sum) 4,187
(36 sum/t)

(5) Electric power cost

- Lighting: 18 kW $\times 10$ hr/d $\times 260\text{d} = 46,800$ kWh

- Others: 10% of lighting 4,680

Total - Power requirement 51,480 kWh

Electric power cost: $51,480\text{kWh} \times 2$ sum/kWh = 103,000 sum(1 sum/t)

(6) repair cost

- Drilling machine :	1 x 80,000\$/unit/yr x 1 yr	=	80,000\$
- Loader :	1 x 50,000\$/unit/yr x 1 yr	=	50,000\$
- Dump trucks :	3 x 30,000\$/unit/yr x 1 yr	=	90,000\$
- Buldozer, etc :	2 x 30,000\$/unit/yr x 1 yr	=	60,000\$
- Aux. Vehicles :	8 x 10,000\$/unit/yr x 1 yr	=	80,000\$
- Others :	10% Of the above total	=	36,000\$
Total			396,000\$

Total repair cost(10^3 sum) : $396,000\$ \times 50 \text{ sum}/\$ = 19,800(172 \text{ sum/t})$

(7) Ore haulage cost

For the ore haulage cost from the Kokpatas gold mine to the No.3 ore-dressing plant, 51 sum/t as used for the tentative calculation for Sautbay is applied.

THE MINERAL EXPLORATION
IN
THE EASTERN BUKHTAU AREA
THE REPUBLIC OF UZBEKISTAN
(PHASE III)

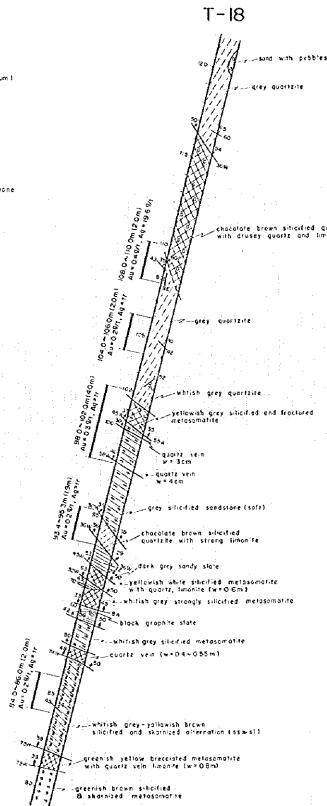
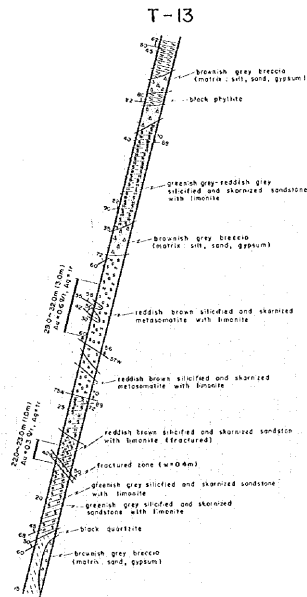
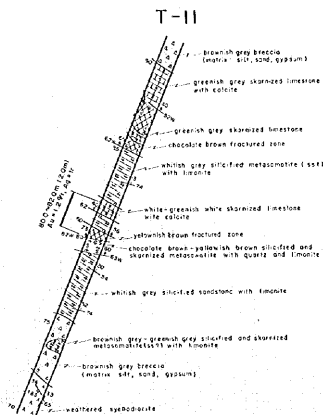
DETAILED SKETCHES OF TRENCHES (I)



JAPAN INTERNATIONAL COOPERATION AGENCY
MINERAL RESOURCES AGENCY OF JAPAN

FEBRUARY, 1997


Prepared by AMKCOE



LEGEND

	Quaternary Deposits		
	Lamprophytes	Late Carboniferous Early Permian lavas	
	Diorites		
	Gneiss		
	Spondyliolites	Proterozoic Kichikay Formation	
	Limestones		
	Dolomites		
	Phyllites		
	Slatess		
	Sandstones		
	Quartzites		

	Strike and dip bedding plane
	Strike and dip (psal plane)
	Strike and dip (intrusive rock)
	Strike and dip (fault plane)
	Strike and dip (fault plane)
	Fractured zone with quartz vein and limonites



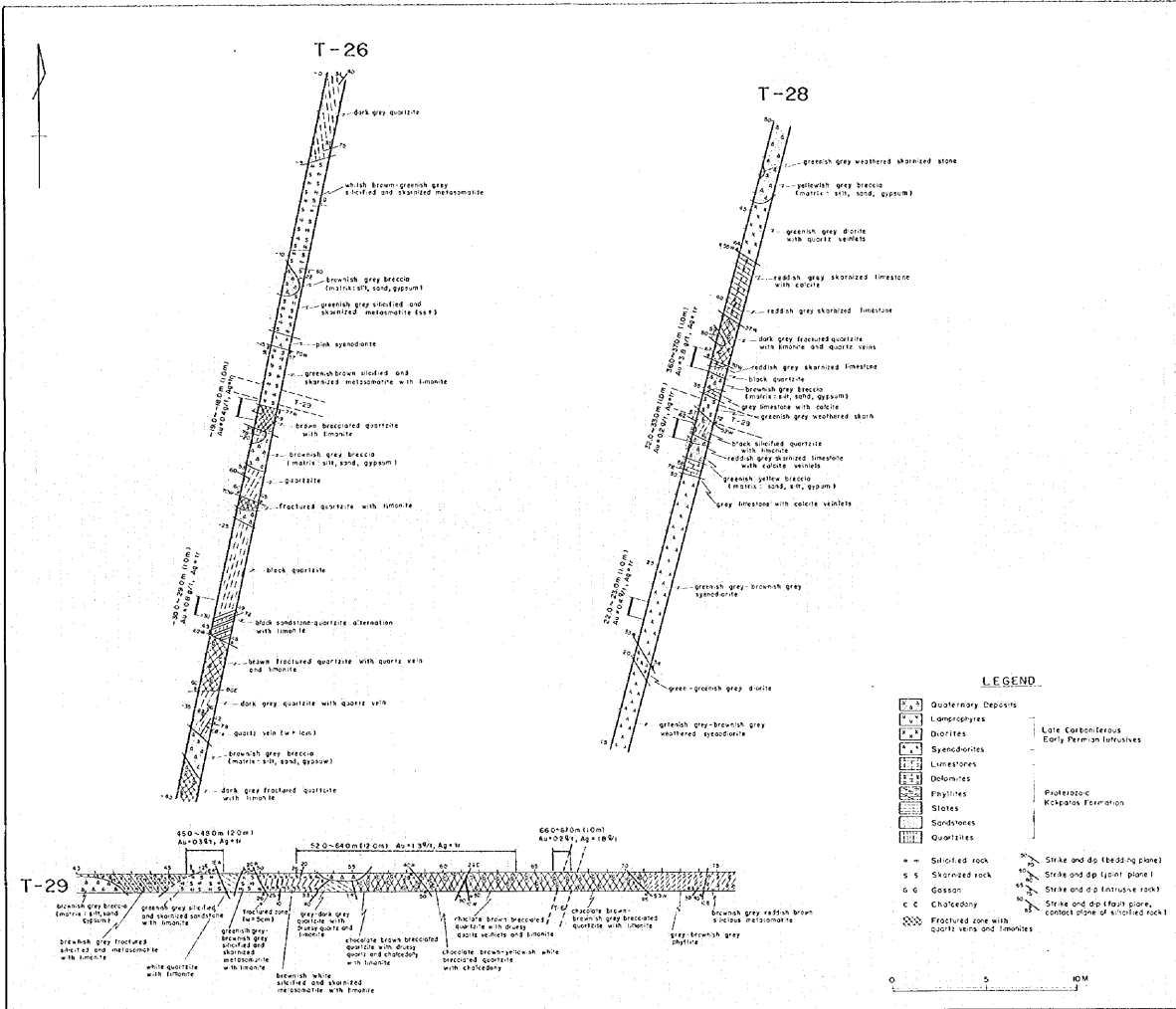
THE MINERAL EXPLORATION
IN
THE EASTERN BUKANTAU AREA
THE REPUBLIC OF UZBEKISTAN
(PHASE II)


DETAILED SKETCHES OF TRENCHES (2)



JAPAN INTERNATIONAL COOPERATION AGENCY
METAL MINING AGENCY OF JAPAN
FEBRUARY 1997

Prepared by ANOCCCO





JICA