表 A6.1.3 - 1　2005年末までの計画送電線データ

No.	T/L Ref.	Branch from	Branch to	Voltage (kV)	Conductor	Length (km)	cct	R (Ω)	X (Ω)	Y (mS)	R (100 MVA Base (%))	X (100 MVA Base (%))	Y (100 MVA Base (%))	Note
Data modification for the system in 2005 year														
Newly Add														
1		EMBIL-1	HAMBAN-1	132	Bear	23.1	2	2.8278	9.1519	0.0666	1.6229	5.2524	1.1601	
2		EMBIL-1	HAMBAN-1	132	Bear	23.1		2.8278	9.1519	0.0666	1.6229	5.2524	1.1601	
3		N-GALL-1	MATAR-1	132	Bear	34.1	2	4.1744	13.5099	0.0983	2.3958	7.7536	1.7125	
4		N-GALL-1	MATAR-1	132	Bear	34.1		4.1744	13.5099	0.0983	2.3958	7.7536	1.7125	
5		MATUG-1	KUKULE-1	132	Zebra	26.4	2	1.9929	10.1288	0.0787	1.1438	5.8131	1.3709	
6		MATUG-1	KUKULE-1	132	Zebra	26.4		1.9929	10.1288	0.0787	1.1438	5.8131	1.3709	
7		KUKULE-1	RATNA-1	132	Zebra	24.2	2	1.8268	9.2847	0.0721	1.0484	5.3287	1.2567	
8		KUKULE-1	RATNA-1	132	Zebra	24.2		1.8268	9.2847	0.0721	1.0484	5.3287	1.2567	
9		UKUWE-1	PALEK-1	132	Zebra	16.8	2	1.2682	6.4456	0.0501	0.7278	3.6993	0.8724	
10		UKUWE-1	PALEK-1	132	Zebra	16.8		1.2682	6.4456	0.0501	0.7278	3.6993	0.8724	
11		THULH-1	KEGAL-1	132	Zebra	18.7	2	1.4116	7.1746	0.0557	0.8102	4.1176	0.9711	
12		THULH-1	KEGAL-1	132	Zebra	18.7		1.4116	7.1746	0.0557	0.8102	4.1176	0.9711	
13		THULH-1	VEYAN-1	132	Zebra	24.2	2	1.8268	9.2847	0.0721	1.0484	5.3287	1.2567	
14		THULH-1	VEYAN-1	132	Zebra	24.2		1.8268	9.2847	0.0721	1.0484	5.3287	1.2567	
15		VEYAN-2	N-CHIL-2	220	3 x Zebra	42.0	2	1.0568	11.0551	0.1785	0.2184	2.2841	8.6410	
16		VEYAN-2	N-CHIL-2	220	3 x Zebra	42.0		1.0568	11.0551	0.1785	0.2184	2.2841	8.6410	
17		N-CHIL-2	PUTTA-P2	220	3 x Zebra	43.0	2	1.0820	11.3183	0.1828	0.2236	2.3385	8.8467	
18		N-CHIL-2	PUTTA-P2	220	3 x Zebra	43.0		1.0820	11.3183	0.1828	0.2236	2.3385	8.8467	
19		PUTTA-P1	PUTTA-1	132	2 x Zebra	21.5	2	0.8115	5.8304	0.0895	0.4657	3.3462	1.5601	
20		PUTTA-P1	PUTTA-1	132	2 x Zebra	21.5		0.8115	5.8304	0.0895	0.4657	3.3462	1.5601	
21		N-CHIL-1	KULIYA-1	132	Zebra	18.0	2	1.3588	6.9060	0.0536	0.7798	3.9635	0.9347	
22		N-CHIL-1	KULIYA-1	132	Zebra	18.0		1.3588	6.9060	0.0536	0.7798	3.9635	0.9347	
23		HORAN-D1	HORAN-1	132	Bear	11.0	1	1.3466	4.3580	0.0317	0.7728	2.5012	0.5524	
24		HORAN-D2	HORAN-1	132	Bear	11.0	1	1.3466	4.3580	0.0317	0.7728	2.5012	0.5524	
25		PANAD-D3	PANAD-1	132	Lynx	4.7	1	0.8296	1.9161	0.0131	0.4761	1.0997	0.2291	
26		PANAD-D4	PANAD-1	132	Lynx	4.7	1	0.8296	1.9161	0.0131	0.4761	1.0997	0.2291	
27		KOLON-1	TOWN-1	132	Cu 500	4.2	1	0.1714	0.3982	0.5410	0.0984	0.2285	9.4261	
Modification														
28		BADUL-1	MEDEGA-1	132	Oriole	28.0	1	5.3124	11.4792	0.0779	3.0489	6.5881	1.3570	replace "BADUL-1 -
29		MEDEGA-1	INGIN-1	132	Oriole	51.9	1	9.8469	21.2775	0.1444	5.6513	12.2116	2.5153	INGIN-1" line
30		VALAI-1	POLON-1	132	Lynx	55.8	1	9.8494	22.7484	0.1561	5.6528	13.0558	2.7201	replace "VALAI-1 -
31		POLON-1	HABAR-1	132	Lynx	43.9	1	7.7489	17.8970	0.1228	4.4472	10.2715	2.1400	HABAR-1" line
32		MATUG-1	AMBAL-1	132	Bear	28.0	2	3.4276	11.0932	0.0807	1.9672	6.3666	1.4062	replace "MATUG-1 -
33		MATUG-1	AMBAL-1	132	Bear	28.0		3.4276	11.0932	0.0807	1.9672	6.3666	1.4062	N-GALL-1" line
34		AMBAL-1	N-GALL-1	132	Bear	36.0	2	4.4070	14.2626	0.1038	2.5293	8.1856	1.8079	
35		AMBAL-1	N-GALL-1	132	Bear	36.0		4.4070	14.2626	0.1038	2.5293	8.1856	1.8079	
36		PANNI-1	PANAD-D1	132	Goat	12.3	2	1.2277	4.7942	0.0361	0.7046	2.7515	0.6283	replace "PANNI-1 -
37		PANNI-1	PANAD-D2	132	Goat	12.3		1.2277	4.7942	0.0361	0.7046	2.7515	0.6283	PANAD-T1, T2" lines
38		PANAD-D1	PANAD-1	132	Lynx	4.7	2	0.8296	1.9161	0.0131	0.4761	1.0997	0.2291	replace "PANAD-T1, T2
39		PANAD-D2	PANAD-1	132	Lynx	4.7		0.8296	1.9161	0.0131	0.4761	1.0997	0.2291	PANAD-1" lines
40		PANAD-1	PANAD-D3	132	Lynx	4.7	2	0.8296	1.9161	0.0131	0.4761	1.0997	0.2291	- ditto -
41		PANAD-1	PANAD-D4	132	Lynx	4.7		0.8296	1.9161	0.0131	0.4761	1.0997	0.2291	- ditto -
42		PANAD-D3	HORAN-D1	132	Goat	1.0	1	0.0998	0.3898	0.0029	0.0573	0.2237	0.0511	replace "PANAD-T1, T2
43		PANAD-D4	MATUG-1	132	Goat	29.1	1	2.9046	11.3423	0.0853	1.6670	6.5096	1.4865	- MATUG-1" lines

1 / 2 page

表 A6.1.3 - 1　2005年末までの計画送電線データ

No.	T/L Ref.	Branch from	Branch to	Voltage (kV)	Conductor	Length (km)	cct	R (Ω)	X (Ω)	Y (mS)	R (100 MVA Base (%))	X (100 MVA Base (%))	Y (100 MVA Base (%))	Note
44		HORAN-D2	MATUG-1	132	Goat	28.1	1	2.8048	10.9526	0.0824	1.6097	6.2859	1.4354	
45		KOLON-1	TOWN-1	132	Cu 500	4.2	1	0.1714	0.3982	0.5410	0.0984	0.2285	9.4261	replace "KOLON-1 -
46		TOWN-1	KOLLU-1	132	Cu 500	1.2	1	0.0490	0.1138	0.1546	0.0281	0.0653	2.6932	KOLLU-1" lines
47		KELAN-2	KOLON-2	220	2xGoat	2.2	2	0.1098	0.6683	0.0082	0.0227	0.1381	0.3946	upgrade 132 kV line to
48		KELAN-2	KOLON-2	220	2xGoat	2.2		0.1098	0.6683	0.0082	0.0227	0.1381	0.3946	220 kV line
49		KOTUG-1	KATANA-1	132	Zebra	11.3	2	0.8530	4.3354	0.0337	0.4896	2.4882	0.5868	replace "KOTUG-1 -
50		KOTUG-1	KATANA-1	132	Zebra	11.3		0.8530	4.3354	0.0337	0.4896	2.4882	0.5868	BOLAW-1" lines
51		KATANA-1	BOLAW-1	132	Zebra	10.7	2	0.8077	4.1052	0.0319	0.4636	2.3561	0.5556	
52		KATANA-1	BOLAW-1	132	Zebra	10.7		0.8077	4.1052	0.0319	0.4636	2.3561	0.5556	
53		BOLAW-1	N-CHIL-1	132	Lynx	22.6	2	3.9892	9.2135	0.0632	2.2895	5.2878	1.1017	replace "BOLAW-1 -
54		BOLAW-1	N-CHIL-1	132	Lynx	22.6		3.9892	9.2135	0.0632	2.2895	5.2878	1.1017	PUTTA-1" lines
55		N-CHIL-1	PUTTA-1	132	Lynx	61.4	2	10.8378	25.0314	0.1718	6.2201	14.3660	2.9931	
56		N-CHIL-1	PUTTA-1	132	Lynx	61.4		10.8378	25.0314	0.1718	6.2201	14.3660	2.9931	
57		N-CHIL-1	CHILL-1	132	Lynx	6.8	2	1.2003	2.7722	0.0190	0.6889	1.5910	0.3315	replace "CHILL-T1, T2 -
58		N-CHIL-1	CHILL-1	132	Lynx	6.8		1.2003	2.7722	0.0190	0.6889	1.5910	0.3315	CHILL-1" lines
59		KOTUG-2	VEYAN-2	220	2 x Zebra	20.0	2	0.7549	6.0142	0.0749	0.1560	1.2426	3.6247	upgrade 132 kV line to
60		KOTUG-2	VEYAN-2	220	2 x Zebra	20.0		0.7549	6.0142	0.0749	0.1560	1.2426	3.6247	220 kV line
61		ANURA-1	VAVUNI-1	132	Lynx	54.7	2	9.6552	22.2999	0.1530	5.5413	12.7984	2.6665	replace "ANURA-1 -
62		ANURA-1	VAVUNI-1	132	Lynx	54.7		9.6552	22.2999	0.1530	5.5413	12.7984	2.6665	KILIN-T1, T2" lines
63		VAVUNI-1	KILIN-T1	132	Lynx	74.1	2	13.0795	30.2089	0.2073	7.5066	17.3375	3.6122	
64		VAVUNI-1	KILIN-T2	132	Lynx	74.1		13.0795	30.2089	0.2073	7.5066	17.3375	3.6122	
65		POLPI-1	AVISS-1	132	Lynx	34.5	1	6.0897	14.0649	0.0965	3.4950	8.0721	1.6818	replace "POLPI-1 -
66		AVISS-1	KOTMA-1	132	Lynx	32.4	1	5.7190	13.2087	0.0906	3.2822	7.5808	1.5794	AVIS-1T1 - KOLOW-1"
67		K-NIYA-1	GONAWA-1	132	Zebra	2.3	2	0.1736	0.8824	0.0069	0.0996	0.5064	0.1194	replace "K-NIYA-1
68		K-NIYA-1	GONAWA-1	132	Zebra	2.3		0.1736	0.8824	0.0069	0.0996	0.5064	0.1194	SAPUG-1"
69		GONAWA-1	SAPUG-1	132	Zebra	2.3	2	0.1736	0.8824	0.0069	0.0996	0.5064	0.1194	replace "K-NIYA-1
70		GONAWA-1	SAPUG-1	132	Zebra	2.3		0.1736	0.8824	0.0069	0.0996	0.5064	0.1194	SAPUG-1"

2 / 2 page

表 A6.1.3 - 2　2005年までの計画変圧器データ

No.	Node (H)igh Voltage	Node (L)ow Voltage	Node (M)iddle Voltage	No. of Unit	Rated Voltage (kV) H	Rated Voltage (kV) L	Rated Voltage (kV) M	Rated Capacity (MVA) H	Rated Capacity (MVA) L	Rated Capacity (MVA) M	Impedance Voltage / Unit (%) between	(base MVA)	100 MVA base	Tap (%, nos)	Highest	Lowest	Nos.
Data modification for the system in 2005 year																	
Newly Add (new construction)																	
1	HAMBAN-1	HAMBAN-3		2	132.0	33.0		10.0	10.0		H-L	10.00	(10.0)	100.00	H	5.0	-15.0	17
2	MEDEGA-1	MEDEGA-3		2	132.0	33.0		10.0	10.0		H-L	10.00	(10.0)	100.00	H	5.0	-15.0	17
3	VAVUNI-1	VAVUNI-3		1	132.0	33.0		10.0	10.0		H-L	10.00	(10.0)	100.00	H	5.0	-15.0	17
4	POLON-1	POLON-3		2	132.0	33.0		16.0	16.0		H-L	10.00	(16.0)	62.50	H	5.0	-15.0	17
5	PALEK-1	PALEK-3		2	132.0	33.0		31.5	31.5		H-L	10.00	(31.5)	31.75	H	5.0	-15.0	17
6	KEGAL-1	KEGAL-3		2	132.0	33.0		31.5	31.5		H-L	10.00	(31.5)	31.75	H	5.0	-15.0	17
7	AMBAL-1	AMBAL-3		2	132.0	33.0		31.5	31.5		H-L	10.00	(31.5)	31.75	H	5.0	-15.0	17
8	HORAN-1	HORAN-3		2	132.0	33.0		31.5	31.5		H-L	10.00	(31.5)	31.75	H	5.0	-15.0	17
9	KATANA-1	KATANA-3		2	132.0	33.0		31.5	31.5		H-L	10.00	(31.5)	31.75	H	5.0	-15.0	17
10	KULIYA-1	KULIYA-3		2	132.0	33.0		31.5	31.5		H-L	10.00	(31.5)	31.75	H	5.0	-15.0	17
11	GONAWA-1	GONAWA-3		3	132.0	33.0		31.5	31.5		H-L	10.00	(31.5)	31.75	H	5.0	-15.0	17
12	TOWN-1	TOWN-3		2	132.0	33.0		63.0	63.0		H-L	10.00	(63.0)	15.87	H	5.0	-15.0	17
13	KOLON-2	KOLON-TT	KOLON-1	2	220.0	33.0	132.0	250.0	80.0	250.0	H-M	6.00	(250.0)	2.40	H	15.0	-15.0	21
											H-L	6.00	(80.0)	7.50				
											M-L	5.00	(80.0)	6.25				
14	VEYAN-2		VEYAN-1	2	220.0	33.0	132.0	150.0	50.0	150.0	H-M	6.00	(150.0)	4.00	H	15.0	-15.0	21
15	N-CHIL-2		N-CHIL-1	2	220.0	33.0	132.0	150.0	50.0	150.0	H-M	6.00	(150.0)	4.00	H	15.0	-15.0	21
16	PUTTA-P2		PUTTA-P1	2	220.0	33.0	132.0	150.0	50.0	150.0	H-M	6.00	(150.0)	4.00	H	15.0	-15.0	21
17	N-GALL-1	N-GALL-G		1	132.0	11.0		82.0	82.0		H-L	10.00	(82.0)	12.20	H	10.0	-5.0	13
18	KUKULE-1	KUKULE-G		2	132.0	11.0		46.0	46.0		H-L	10.00	(46.0)	21.74	H	10.0	-5.0	13
19	PUTTA-P2	PUTTA-PG		2	220.0	11.0		175.0	175.0		H-L	13.00	(175.0)	7.43	H	10.0	-5.0	13
20	PUTTA-P2	PUTTA-PG		2	220.0	11.0		350.0	350.0		H-L	13.00	(350.0)	3.71	H	10.0	-5.0	13
21	MUTHR-2	MUTHR-3		2	220.0	33.0		63.0	63.0		H-L	13.00	(63.0)	20.63	H	5.0	-15.0	17

Notes:
1) Sources; * : CEB's record, ** : Name plate at the site, none : Assumed value
2) Shaded nodes; Not in operation

1/2 page

表 A6.1.3 - 2　2005年までの計画変圧器データ

No.	Node (H)igh Voltage	Node (L)ow Voltage	Node (M)iddle Voltage	No. of Unit	Rated Voltage (kV) H	Rated Voltage (kV) L	Rated Voltage (kV) M	Rated Capacity (MVA) H	Rated Capacity (MVA) L	Rated Capacity (MVA) M	Impedance Voltage / Unit (%) between	(base MVA)	100 MVA base	Tap (%, nos)	Highest	Lowest	Nos.
Replacement or Augmentation																	
22	N-GALL-1	N-GALL-3		3	132.0	33.0		31.5	31.5		H-L	10.00 (31.5)	31.75	H	5.0	-15.0	17
23	GALLE-1	GALLE-3		2	132.0	33.0		30.0	30.0		H-L	12.10 (30.0)	40.33	H	10.0	-15.0	13
24	GALLE-1	GALLE-3		1	132.0	33.0		31.5	31.5		H-L	10.00 (31.5)	31.75	H	5.0	-15.0	17
25	SRIJA-1	SRIJA-3		4	132.0	33.0		31.5	31.5		H-L	10.00 (31.5)	31.75	H	5.0	-15.0	17
26	KILIN-1	KILIN-3		2	132.0	33.0		10.0	10.0		H-L	10.00 (10.0)	100.00	H	5.0	-15.0	17
27	KOLON-1	KOLON-3		5	132.0	33.0		31.5	31.5		H-L	10.00 (31.5)	31.75	H	5.0	-15.0	17
28	PANNI-1	PANNI-3		2	132.0	33.0		30.0	30.0		H-L	10.00 (30.0)	33.33	H	5.0	-15.0	17
29	PANNI-1	PANNI-3		2	132.0	33.0		31.5	31.5		H-L	10.00 (31.5)	31.75	H	5.0	-15.0	17
30	RATMA-1	RATMA-3		2	132.0	33.0		30.0	30.0		H-L	10.00 (30.0)	33.33	H	5.0	-15.0	17
31	RATMA-1	RATMA-3		2	132.0	33.0		31.5	31.5		H-L	10.00 (31.5)	31.75	H	5.0	-15.0	17
Retirements																	
	SAPUG-1P	SAPUG-G		1	142.0	11.0		50.0	50.0		H-L	17.80 (50.0)	35.60				
	KELAN-1	KELAN-ST		2	132.0	11.0		32.0	32.0		H-L	11.00 (32.0)	34.38				

Notes:

1) Sources; * : CEB's record, ** : Name plate at the site, none : Assumed value
2) Shaded nodes; Not in operation

表 A6.1.3 - 3　2005年末までの計画発電機データ

No.	Node	Type	No. of Unit	Rated Voltage (kV)	Rated Capacity (MVA)	Rated Output (MW)	Xd" (%)
Data modification for the system in 2005 year							
Newly Add (new construction)							
1	**New Galle P/S Total**				**82.35**	**70.00**	
	N-GALL-G	gas	1	11.0	82.35	70.00	16.0
2	**Kukule P/S Total**				**92.00**	**78.20**	
	KUKULE-G	hydro	2	11.0	46.00	39.10	16.0
3	**Puttalam P/S Total**				**1058.82**	**900.00**	
	PUTTA-PG	steam	2	11.0	176.47	150.00	16.0
	PUTTA-PG	steam	2	11.0	352.94	300.00	16.0
Retirement							
1	**Sapugaskanda P/S Total**				**51.20**	**36.00**	
	SAPUG-G1	diesel	2	11.0	25.60	18.00	
2	**Kelanitissa P/S Total**				**62.60**	**50.00**	
	KELAN-ST	steam	2	11.0	31.30	25.00	

表 A6.1.3 - 4

2005年末までの計画無効電力供給設備データ

No.	Node	Rated Voltage (kV)	Rated Capacity (MVA)	Remarks
Data modification for the system in 2005 year				
Newly Add				
1	CHUNN-3	33	20.00	
Total			20.00	

表 A6.1.3 - 5　2005年系統での発電機出力計画

No.	Node	Type	Scheduled Output (MW)		Max Output *4) (MW)
			Rainy Season *2)	Dry Season *3)	
1	LAX-G	hydro	50.00	30.00	50.00
2	N-LAX-G	hydro	100.00	60.00	100.00
3	WIMAL-G	hydro	50.00	30.00	50.00
4	CANYO-G	hydro	60.00	36.00	60.00
5	POLPI-G	hydro	75.00	45.00	75.00
6	UKUWE-G	hydro	38.00	23.00	38.00
7	BOWAT-G	hydro	40.00	24.00	40.00
8	VICTO-G	hydro	210.00	126.00	210.00
9	RANDE-G	hydro	122.00	73.00	122.00
10	KOTMA-G1	hydro	134.00	80.00	134.00
11	KOTMA-G2	hydro	67.00	40.00	67.00
12	RANTE-G	hydro	49.00	29.00	49.00
13	SAMAN-G	hydro	120.00	72.00	120.00
14	KUKULE-G	hydro	78.20	47.00	78.20
15	KELA-GT1	gas	0.00	18.00	18.00
16	KELA-GT2	gas	0.00	90.00	90.00
17	KELA-GT3	gas	97.00	102.60	102.60
18	KELA-GT4	gas	22.00	23.40	23.40
19	KELA-CC1	c.c.	128.00	135.00	135.00
20	MUTHR-G	c.c.	128.00	135.00	135.00
21	N-GALL-G	gas	60.00	63.00	63.00
22	SAPUG-G	diesel	0.00	32.40	32.40
23	SAPU-GN1	diesel	29.00	36.00	36.00
24	SAPU-GN2	diesel	29.00	36.00	36.00
25	KHD-G	diesel	0.00	46.00	46.00
26	CHUNN-G	diesel	18.00	27.00	27.00
27	PUTTA-PG *1)	steam	567.00	810.00	810.00
Hydro total			1193.20	715.00	1193.20
Thermal total			1078.00	1554.40	1554.40
Total of system			**2271.20**	**2269.40**	**2747.60**

Notes :

*1) Slack node

*2) Scheduled output = Maximum output, for hydro stations

*3) Scheduled output = Maximum output, for thermal stations

*4) Maximum output = Rated output, for hydro stations

Maximum output = Rated output x 0.9, for thermal stations

表A6.1.3-6　2005年系統の過渡安定度データ

Oct. 4, 1996

Condition of Dynamic Stability Analysis

for the CASE 2005, Rainy and Dry Seasons

1. Fault and Fault Location

Rainy Season
Three phase fault on the Kotmale - Biyagama 220 kV line at Kotmale side.

Dry Season
Three phase fault on the Puttalam P/S - New Chillaw 220 kV line at Puttalam side.

2. Reclosing

Three phase reclosing of single circuit of the Kotmale - Biyagama 220 kV line for rainy season and of the Puttalam P/S - New Chillaw 220 kV line for dry season.

Reclosing sequence

Fault -------- trip signal to CB ---------- CB trip -- (no voltage time) -- CB reclose
80 ms 80 ms 500 ms

1) Successful Reclosing
Fault --- (160 ms) --- CBs trip --- (500 ms) --- clearing fault and CBs Close

2) Unsuccessful Reclosing
Fault -- (160 ms) -- CBs trip -- (500 ms) -- CBs Close -- (160 ms) -- CBs trip

3. Generators to be Observed

1) Puttalam (PUTTA-PG)
2) Victoria (VICTO-G)
3) Kelanitissa (KELA-CC1)
4) New Laxapana (N-LAX-G)

4. Factors to be Observed

1) Phase Angle (reference generator : Chunnakam)
2) Terminal Voltage
3) Output Power

5. Integration Time Step

0.001 sec

6. Duration of the Calculation

3.0 sec

Power Technologies, Inc.

Power Technologies, Inc.

PLANT HYDRO

PTI POWER SYSTEM SIMULATOR

GENSAL

(Salient Pole Generator Model)

CALL GENSAL (IBUS,IM,KOUNT,J,K)

This model is located at system bus # KOKULE-6 1410 IBUS,

machine # 1 IM.

This model uses counter # _____ KOUNT,

and CONs starting with # _____ J,

and STATEs starting with # _____ K.

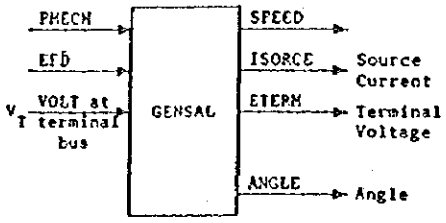

The machine MVA base is 92 for each of

1 units = 92 MBASE.

ZSORCE for this machine is 0 + j 0.16 on

the above MBASE.

CONs	#	Value	Description
J	1	5.2	T'_{do} (>0) (sec)
J+1		0.068	T''_{do} (>0) (sec)
J+2		0.12	T''_{qo} (>0) (sec)
J+3		3.0	Inertia H
J+4		0.5	Speed Damping D
J+5		1.1	X_d
J+6		0.66	X_q
J+7		0.32	X'_d
J+8		0.16	$X''_d = X''_q$
J+9		0.10	X_ℓ
J+10		0.03	S(1.0)
J+11		0.25	S(1.2)

STATEs	#	Description
K		E'_q
K+1		ψ_{kd}
K+2		ψ''_q
K+3		δ Speed (p.u.)
K+4		Angle (radians)

$T_d'' = 0.034$

$X_d' = 0.57$

X_d, X_q, X'_d, X''_d, X''_q, X_ℓ, H, and D are in p.u., machine MVA base. X''_q must be equal to X''_d.

Power Technologies, Inc.

Power
Technologies,
Inc.

PLANT GAS.

PTI POWER SYSTEM SIMULATOR

GENROU

(Round Rotor Generator Model)

CALL GENROU (IBUS,IM,KOUNT,J,K)

This model is located at system bus # 1655 (N-GALL-G) IBUS,

machine # 1 IM.

This model uses counter # _____ KOUNT,

and CONs starting with # _____ J,

and STATEs starting with # _____ K.

The machine MVA base is 82 for each of

1 units = 82 MBASE.

ZSORCE for this machine is 0 + j 0.16 on

the above MBASE.

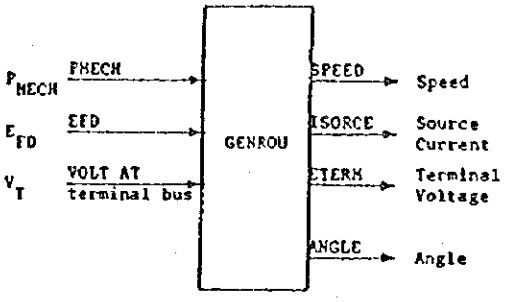

CONs	#	Value	Description
J		6.97	T'_{do} (sec.>0)
J+1		0.027	T''_{do} (sec.>0)
J+2		1.09	T'_{qo} (sec.>0)
J+3		0.14	T''_{qo} (sec.>0)
J+4		4.0	Inertia H
J+5		0.5	Speed Damping D
J+6		1.79	X_d
J+7		1.72	X_q
J+8		0.23	X'_d
J+9		1.20	X'_q
J+10		0.16	$X''_d = X''_q$
J+11		0.10	X_ℓ
J+12		0.03	S(1.0)
J+13		0.40	S(1.2)

STATEs	#	Description
K		E'_q
K+1		E'_d
K+2		ψ_{kd}
K+3		ψ_{kq}
K+4		Δ Speed (p.u.)
K+5		Angle (radians)

X_d, X_q, X'_d, X'_q, X''_d, X''_q, X_ℓ, H, and D are in p.u., machine MVA base. X''_q must be equal to X''_d.

$T'_q = 0.76$

$T''_d = 0.018$

表A6.1.3-6　2005年系統の過渡安定度データ　(2005)

Power Technologies, Inc.

Power
Technologies,
Inc.

PLANT STEAM

PTI POWER SYSTEM SIMULATOR

GENROU

(Round Rotor Generator Model)

CALL GENROU (IBUS,IM,KOUNT,J,K)

PUTTA-PG (Rainy Season)

This model is located at system bus # 2805 IBUS,

machine # _____ IM.

This model uses counter # _____ KOUNT,

and CONs starting with # _____ J,

and STATEs starting with # _____ K.

The machine MVA base is 706 for each of

1 units = 706 MBASE.

ZSORCE for this machine is 0 + j 0.16 on

the above MBASE.

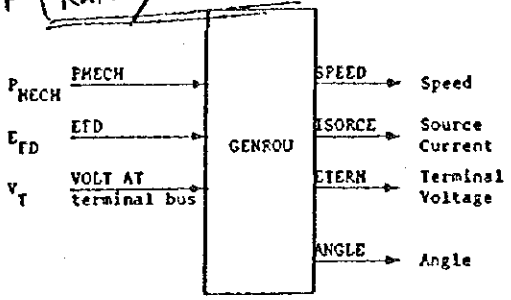

CONs	#	Value	Description
J		6.85	T'_{do} (sec.>0)
J+1		0.032	T''_{do} (sec.>0)
J+2		1.00	T'_{qo} (sec.>0)
J+3		0.16	T''_{qo} (sec.>0)
J+4		4.5	Inertia H
J+5		0.5	Speed Damping D
J+6		1.75	X_d
J+7		1.72	X_q
J+8		0.27	X'_d
J+9		1.31	X'_q
J+10		0.16	$X''_d = X''_q$
J+11		0.10	X_ℓ
J+12		0.03	S(1.0)
J+13		0.40	S(1.2)

STATEs	#	Description
K		E'_q
K+1		E'_d
K+2		Ψ_{kd}
K+3		Ψ_{kq}
K+4		Δ Speed (p.u.)
K+5		Angle (radians)

X_d, X_q, X'_d, X'_q, X''_d, X''_q, X_ℓ, H, and D are in p.u., machine MVA base. X''_q must be equal to X''_d.

$T'_d = 0.76$

$T''_d = 0.019$

(2005)

Power Technologies, Inc.

Power
Technologies,
Inc.

PLANT STEAM

PTI POWER SYSTEM SIMULATOR

GENROU

(Round Rotor Generator Model)

CALL GENROU (IBUS,IM,KOUNT,J,K)

PUTTA-PUT (Dry Season)

This model is located at system bus # 2805 IBUS,

machine # _____ IM.

This model uses counter # _____ KOUNT,

and CONs starting with # _____ J,

and STATEs starting with # _____ K.

The machine MVA base is 1060 for each of

1 units = 1060 MBASE.

ZSORCE for this machine is 0 + j 0.16 on

the above MBASE.

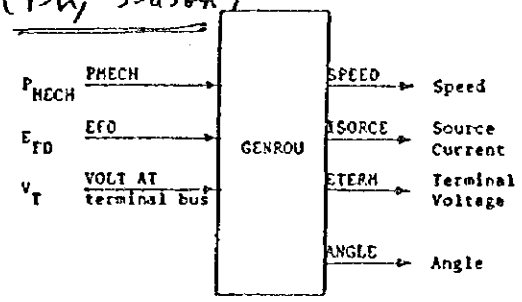

CONs	#	Value	Description
J		6.85	T'_{do} (sec.>0)
J+1		0.032	T''_{do} (sec.>0)
J+2		1.00	T'_{qo} (sec.>0)
J+3		0.16	T''_{qo} (sec.>0)
J+4		4.5	Inertia H
J+5		0.5	Speed Damping D
J+6		1.75	X_d
J+7		1.72	X_q
J+8		0.27	X'_d
J+9		1.31	X'_q
J+10		0.16	$X''_d = X''_q$
J+11		0.10	X_ℓ
J+12		0.03	S(1.0)
J+13		0.40	S(1.2)

STATEs	#	Description
K		E'_q
K+1		E'_d
K+2		ψ_{kd}
K+3		ψ_{kq}
K+4		Δ Speed (p.u.)
K+5		Angle (radians)

X_d, X_q, X'_d, X'_q, X''_d, X''_q, X_ℓ, H, and D are in p.u., machine MVA base. X'_q must be equal to X''_d.

$T_d' = 0.76$

$T_d'' = 0.019$

4

表A6.1.3-6　2005年系統の過渡安定度データ

for all the generators

Power Technologies, Inc.

Power
Technologies,
Inc.

PTI POWER SYSTEM SIMULATOR

SEXS

(Simplified Excitation System)

CALL SEXS (IBUS,IM,KOUNT,J,K)

This model is connected at system bus #_____IBUS,

machine #_____IM.

This model uses counter #_____KOUNT,

and CONs starting at #_____J,

and STATEs starting at #_____K.

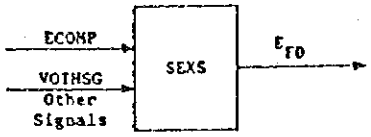

CONs	#	Value	Description
J		0.1	T_A/T_B
J+1		10	T_B (>0) (sec)
J+2		200	K
J+3		0.05	T_E (sec)
J+4		0	E_{MIN} (p.u. EFD base)
J+5		3	E_{MAX} (p.u. EFD base)

STATEs	#	Description
K		First integrator
K+1		Second integrator

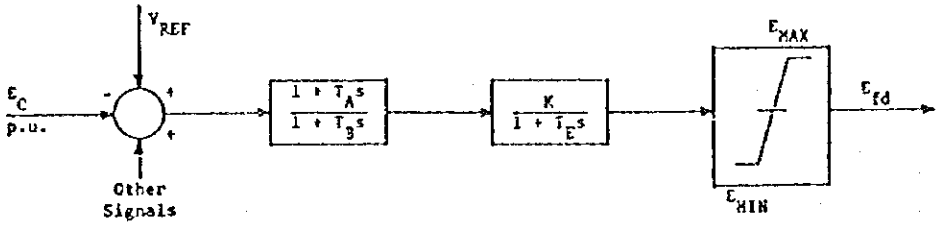

表 A6.1.4 - 1　2010年末までの計画送電線データ

No.	T/L Ref.	Branch from	Branch to	Voltage (kV)	Conductor	Length (km)	cct	R (Ω)	X (Ω)	Y (mS)	R (100 MVA Base (%))	X (100 MVA Base (%))	Y (100 MVA Base (%))	Note
Data modification for the system in 2010 year														
Newly Add														
1		AVISS-1	EHELI-1	132	Bear	17.0	2	2.0811	6.7351	0.0490	1.1944	3.8654	0.8538	
2		AVISS-1	EHELI-1	132	Bear	17.0		2.0811	6.7351	0.0490	1.1944	3.8654	0.8538	
3		EHELI-1	RATNA-1	132	Bear	25.0	2	3.0604	9.9046	0.0721	1.7564	5.6845	1.2563	
4		EHELI-1	RATNA-1	132	Bear	25.0		3.0604	9.9046	0.0721	1.7564	5.6845	1.2563	
5		TRINC-1	KILIN-1	132	Lynx	140.0	2	24.7117	57.0748	0.3917	14.1826	32.7564	6.8250	
6		TRINC-1	KILIN-1	132	Lynx	140.0		24.7117	57.0748	0.3917	14.1826	32.7564	6.8250	
7		KESBE-D1	KESBE-1	132	Lynx	1.0	2	0.1765	0.4077	0.0028	0.1013	0.2340	0.0488	
8		KESBE-D2	KESBE-1	132	Lynx	1.0		0.1765	0.4077	0.0028	0.1013	0.2340	0.0488	
9		KESBE-D3	KESBE-1	132	Lynx	1.0	2	0.1765	0.4077	0.0028	0.1013	0.2340	0.0488	
10		KESBE-D4	KESBE-1	132	Lynx	1.0		0.1765	0.4077	0.0028	0.1013	0.2340	0.0488	
11		BIYAG-1	IMBULG-1	132	Zebra	12.0	2	0.9059	4.6040	0.0358	0.5199	2.6423	0.6238	
12		BIYAG-1	IMBULG-1	132	Zebra	12.0		0.9059	4.6040	0.0358	0.5199	2.6423	0.6238	
13		VEYAN-1	PANNA-1	132	Zebra	20.0	2	1.5098	7.6733	0.0596	0.8665	4.4039	1.0385	
14		VEYAN-1	PANNA-1	132	Zebra	20.0		1.5098	7.6733	0.0596	0.8665	4.4039	1.0385	
15		TRINC-P2	N-HABA-2	220	4 x Zebra	95.0	2	1.7928	23.2247	0.4331	0.3704	4.7985	20.9620	
16		TRINC-P2	N-HABA-2	220	4 x Zebra	95.0		1.7928	23.2247	0.4331	0.3704	4.7985	20.9620	
17		N-GALL-1	BOOS-1	132	2 x Zebra	12.0	2	0.4529	3.2542	0.0500	0.2599	1.8677	0.8712	
18		N-GALL-1	BOOS-1	132	2 x Zebra	12.0	2	0.4529	3.2542	0.0500	0.2599	1.8677	0.8712	
19		N-GALL-1	BOOS-1	132	2 x Zebra	12.0		0.4529	3.2542	0.0500	0.2599	1.8677	0.8712	
20		TRINC-P1	TRINC-1	132	2 x Zebra	2.0	2	0.0755	0.5424	0.0083	0.0433	0.3113	0.1446	
21		TRINC-P1	TRINC-1	132	2 x Zebra	2.0		0.0755	0.5424	0.0083	0.0433	0.3113	0.1446	
22		N-HABA-2	WARIYA-2	220	4 x Zebra	80.0	2	1.5098	19.5576	0.3647	0.3119	4.0408	17.6515	
23		N-HABA-2	WARIYA-2	220	4 x Zebra	80.0		1.5098	19.5576	0.3647	0.3119	4.0408	17.6515	
24		WARIYA-2	VEYAN-2	220	4 x Zebra	65.0	2	1.2267	15.8906	0.2963	0.2535	3.2832	14.3409	
25		WARIYA-2	VEYAN-2	220	4 x Zebra	65.0		1.2267	15.8906	0.2963	0.2535	3.2832	14.3409	
26		VEYAN-2	PADUK-2	220	2 x Zebra	37.4	2	1.4116	11.2466	0.1400	0.2917	2.3237	6.7760	
27		VEYAN-2	PADUK-2	220	2 x Zebra	37.4		1.4116	11.2466	0.1400	0.2917	2.3237	6.7760	
28		VICTO-2	N-POLP-2	220	2 x Zebra	40.0	2	1.5098	12.0285	0.1498	0.3119	2.4852	7.2503	
29		VICTO-2	N-POLP-2	220	2 x Zebra	40.0		1.5098	12.0285	0.1498	0.3119	2.4852	7.2503	
30		N-POLP-2	PADUK-2	220	2 x Zebra	60.0	2	2.2646	18.0427	0.2247	0.4679	3.7278	10.8755	
31		N-POLP-2	PADUK-2	220	2 x Zebra	60.0		2.2646	18.0427	0.2247	0.4679	3.7278	10.8755	
32		PADUK-2	PANNI-2	220	4 x Zebra	18.0	2	0.3397	4.4005	0.0821	0.0702	0.9092	3.9736	
33		PADUK-2	PANNI-2	220	4 x Zebra	18.0		0.3397	4.4005	0.0821	0.0702	0.9092	3.9736	
34		MATUG-2	PANNI-2	220	2 x Zebra	45.0	2	1.6985	13.5320	0.1685	0.3509	2.7959	8.1554	
35		MATUG-2	PANNI-2	220	2 x Zebra	45.0		1.6985	13.5320	0.1685	0.3509	2.7959	8.1554	
36		BOOS-2	MATUG-2	220	2 x Zebra	53.7	2	2.0269	16.1482	0.2011	0.4188	3.3364	9.7332	
37		BOOS-2	MATUG-2	220	2 x Zebra	53.7		2.0269	16.1482	0.2011	0.4188	3.3364	9.7332	
38		KELAN-1	SUB-B-1	132	Cu 500	3.5	1	0.1428	0.3318	0.4508	0.0820	0.1904	7.8547	
39		N-POLP-1	POLPI-1	132	2 x Zebra	4.0	2	0.1510	1.0847	0.0167	0.0867	0.6225	0.2910	
40		N-POLP-1	POLPI-1	132	2 x Zebra	4.0		0.1510	1.0847	0.0167	0.0867	0.6225	0.2910	

表 A6.1.4 - 1　2010年末までの計画送電線データ

No.	T/L Ref.	Branch from	Branch to	Voltage (kV)	Conductor	Length (km)	cct	R (Ω)	X (Ω)	Y (mS)	R 100 MVA Base (%)	X 100 MVA Base (%)	Y 100 MVA Base (%)	Note
Modification														
41		PANNI-1	KESBE-D1	132	Goat	6.0	2	0.5989	2.3386	0.0176	0.3437	1.3422	0.3067	Replacement of
42		PANNI-1	KESBE-D2	132	Goat	6.0		0.5989	2.3386	0.0176	0.3437	1.3422	0.3067	PANAD-D1 & 2 to
43		KESBE-D3	PANAD-D1	132	Goat	6.3	2	0.6288	2.4556	0.0185	0.3609	1.4093	0.3223	PANNI-1 lines
44		KESBE-D4	PANAD-D2	132	Goat	6.3		0.6288	2.4556	0.0185	0.3609	1.4093	0.3223	
45		KELAN-1	SUB-B-1	132	Cu 500	3.5	1	0.1428	0.3318	0.4508	0.0820	0.1904	7.8547	Replacement of
46		SUB-B-1	FORT-1	132	Cu 500	1.4	1	0.0571	0.1327	0.1803	0.0328	0.0762	3.1415	KELAN-1 - FORT-1 line
47		N-HABA-2	N-ANUR-2	220	Zebra	50.0	2	3.7744	20.6599	0.1379	0.7798	4.2686	6.6744	
48		N-HABA-2	N-ANUR-2	220	Zebra	50.0		3.7744	20.6599	0.1379	0.7798	4.2686	6.6744	
49		N-HABA-2	MATAL-2	220	Zebra	60.0	2	4.5293	24.7918	0.1655	0.9358	5.1223	8.0102	
50		N-HABA-2	MATAL-2	220	Zebra	60.0		4.5293	24.7918	0.1655	0.9358	5.1223	8.0102	
51		MATAL-2	KOTMA-2	220	Zebra	53.0	2	4.0009	21.8994	0.1462	0.8266	4.5247	7.0761	
52		MATAL-2	KOTMA-2	220	Zebra	53.0		4.0009	21.8994	0.1462	0.8266	4.5247	7.0761	
53		MATAL-1	UKUWE-1	132	Lynx	26.0	2	4.5893	10.5996	0.0727	2.6339	6.0833	1.2667	Replacement of
54		MATAL-1	UKUWE-1	132	Lynx	26.0		4.5893	10.5996	0.0727	2.6339	6.0833	1.2667	UKUWE-1 - HABAR-1
55		MATAL-1	HABAR-1	132	Lynx	56.3	1	9.9376	22.9522	0.1575	5.7034	13.1728	2.7443	UKUWE-1 - ANURA-1
56		MATAL-1	ANURA-1	132	Lynx	105.2	1	18.5691	42.8876	0.2943	10.6572	24.6141	5.1279	lines
57		ANGODA-1	AVISS-1	132	Lynx	25.4	2	4.4834	10.3550	0.0711	2.5731	5.9430	1.2388	
58		ANGODA-1	AVISS-1	132	Lynx	25.4		4.4834	10.3550	0.0711	2.5731	5.9430	1.2388	
59		AVISS-1	N-POLP-1	132	Lynx	39.0	1	6.8840	15.8994	0.1091	3.9509	9.1250	1.9010	Replacement of
60		AVISS-1	SITHA-1	132	Lynx	10.0	1	1.7651	4.0768	0.0280	1.0130	2.3398	0.4879	
61		SITHA-1	N-POLP-1	132	Lynx	29.0	1	5.1188	11.8226	0.0811	2.9378	6.7852	1.4131	SITHA-1 - POLPI-1
62		ANGODA-1	KOLON-1	132	Lynx	6.5	2	1.1473	2.6499	0.0182	0.6585	1.5208	0.3171	AVIS-1T1 -POLPI-1 lines
63		ANGODA-1	KOLON-1	132	Lynx	6.5		1.1473	2.6499	0.0182	0.6585	1.5208	0.3171	
		Node name "THULH-T1" and "THULH-T2" shall be replaced by "AGURU-1".												
		Node name "KILIN-T1" and "KILIN-T2" shall be replaced by "KILIN-1"												

2 / 2 page

表 A6.1.4 - 2　2010年末までの計画変圧器データ

No.	Node (H)igh Voltage	Node (L)ow Voltage	Node (M)iddle Voltage	No. of Unit	Rated Voltage (kV) H	Rated Voltage (kV) L	Rated Voltage (kV) M	Rated Capacity (MVA) H	Rated Capacity (MVA) L	Rated Capacity (MVA) M	Impedance Voltage / Unit (%) between	(base MVA)	100 MVA base	Tap (%, nos)	Highest	Lowest	Nos.
Data modification for the system in 2010 year																	
Newly Add (new construction)																	
1	PANNA-1	PANNA-3		2	132.0	33.0		31.5	31.5		H-L	10.00	(31.5)	31.75	H	5.0	-15.0	17
2	IMBULG-1	IMBULG-3		4	132.0	33.0		31.5	31.5		H-L	10.00	(31.5)	31.75	H	5.0	-15.0	17
3	ANGODA-1	ANGODA-3		3	132.0	33.0		31.5	31.5		H-L	10.00	(31.5)	31.75	H	5.0	-15.0	17
4	KESBE-1	KESBE-3		3	132.0	33.0		31.5	31.5		H-L	10.00	(31.5)	31.75	H	5.0	-15.0	17
5	AGURU-1	AGURU-3		2	132.0	33.0		31.5	31.5		H-L	10.00	(31.5)	31.75	H	5.0	-15.0	17
6	EHELI-1	EHELI-3		2	132.0	33.0		31.5	31.5		H-L	10.00	(31.5)	31.75	H	5.0	-15.0	17
7	SUB-B-1	SUB-B-11		2	132.0	11.0		63.0	63.0		H-L	10.00	(63.0)	15.87	H	5.0	-15.0	17
8	TRINC-P2	TRINC-G		3	220.0	11.0		350.0	350.0		H-L	13.00	(350.0)	3.71	H	10.0	-5.0	13
9	TRINC-P2		TRINC-P1	2	220.0	33.0	132.0	150.0	50.0	150.0	H-M	6.00	(150.0)	4.00	H	15.0	-15.0	21
10	MATAL-2		MATAL-1	2	220.0	33.0	132.0	150.0	50.0	150.0	H-M	6.00	(150.0)	4.00	H	15.0	-15.0	21
11	MATUG-2	MATUG-TT	MATUG-1	2	220.0	33.0	132.0	150.0	50.0	150.0	H-M	6.00	(150.0)	4.00	H	15.0	-15.0	21
											H-L	6.00	(50.0)	12.00				
											M-L	5.00	(50.0)	10.00				
12	BOOS-2		BOOS-1	2	220.0	33.0	132.0	150.0	50.0	150.0	H-M	6.00	(150.0)	4.00	H	15.0	-15.0	21
13	BOOS-1	BOOS-3		2	132.0	33.0		31.5	31.5		H-L	10.00	(31.5)	31.75	H	5.0	-15.0	17
14	BOOS-2	BOOS-G		1	220.0	11.0		350.0	350.0		H-L	13.00	(350.0)	3.71	H	10.0	-5.0	13
15	N-POLP-2		N-POLP-1	2	220.0	33.0	132.0	150.0	50.0	150.0	H-L	6.00	(150.0)	4.00	H	15.0	-15.0	21
Replacement or Augmentation																	
16	CHUNN-1	CHUNN-3		1	132.0	33.0		31.5	31.5		H-L	10.00	(31.5)	31.75	H	5.0	-15.0	17
17	CHUNN-1	CHUNN-3		2	132.0	33.0		30.0	30.0		H-L	10.00	(30.0)	33.33	H	5.0	-15.0	17
18	CHILL-1	CHILL-3		3	132.0	33.0		31.5	31.5		H-L	10.00	(31.5)	31.75	H	10.5	-15.0	18
19	KULIYA-1	KULIYA-3		3	132.0	33.0		31.5	31.5		H-L	10.00	(31.5)	31.75	H	5.0	-15.0	17
20	KATANA-1	KATANA-3		3	132.0	33.0		31.5	31.5		H-L	10.00	(31.5)	31.75	H	5.0	-15.0	17
21	ANIYA-1	ANIYA-3		3	132.0	33.0		31.5	31.5		H-L	10.00	(31.5)	31.75	H	5.0	-15.0	17
22	K-NIYA-1	K-NIYA-3		3	132.0	11.0		63.0	63.0		H-L	10.00	(63.0)	15.87	H	5.0	-15.0	17
23	GONAWA-1	GONAWA-3		4	132.0	33.0		31.5	31.5		H-L	10.00	(31.5)	31.75	H	5.0	-15.0	17
24	ATHUR-1	ATHUR-3		3	132.0	33.0		31.5	31.5		H-L	10.00	(31.5)	31.75	H	5.0	-15.0	17

Notes:
1) Sources; * : CEB's record, ** : Name plate at the site, none : Assumed value
2) Shaded nodes; Not in operation

1/3

表 A6.1.4 - 2　2010年末までの計画変圧器データ

No.	Node (H)igh Voltage	Node (L)ow Voltage	Node (M)iddle Voltage	No. of Unit	Rated Voltage (kV) H	Rated Voltage (kV) L	Rated Voltage (kV) M	Rated Capacity (MVA) H	Rated Capacity (MVA) L	Rated Capacity (MVA) M	Impedance Voltage / Unit (%) between	(base MVA)	100 MVA base		Tap (%, nos)	Highest	Lowest	Nos.
25	KEGAL-1	KEGAL-3		3	132.0	33.0		31.5	31.5		H-L	10.00 (31.5)	31.75		H	5.0	-15.0	17
26	DEHIWA-2	DEHIWA-3		3	220.0	33.0		63.0	63.0		H-L	13.00 (63.0)	20.63		H	5.0	-15.0	17
27	MATAR-1	MATAR-3		3	132.0	33.0		31.5	31.5		H-L	10.00 (31.5)	31.75		H	5.0	-15.0	17
28	RATNA-1	RATNA-3		3	132.0	33.0		31.5	31.5		H-L	10.00 (31.5)	31.75		H	5.0	-15.0	17
29	DENIY-1	DENIY-3		1	132.0	33.0		10.0	10.0		H-L	10.60 (10.0)	106.00		H	10.0	-15.0	21
30	DENIY-1	DENIY-3		1	132.0	33.0		31.5	31.5		H-L	10.00 (31.5)	31.75		H	5.0	-15.0	17
31	PANAD-1	PANAD-3		3	132.0	33.0		31.5	31.5		H-L	10.00 (31.5)	31.75		H	10.0	-15.0	17
32	PANNI-2	PANNI-SC	PANNI-1	3	220.0	33.0	132.0	250.0	80.0	250.0	H-M	6.00 (250.0)	2.40		H	15.0	-15.0	21
											H-L	6.00 (80.0)	7.50					
											M-L	5.00 (250.0)	2.00					
33	VEYAN-2		VEYAN-1	3	220.0	33.0	132.0	150.0	50.0	150.0	H-M	6.00 (150.0)	4.00		H	15.0	-15.0	21
34	KOTUG-2	KOTUG-3	KOTUG-1	3	220.0	33.0	132.0	250.0	60.0	250.0	H-M	14.00 (250.0)	5.60		H	15.0	-5.0	13
											H-L	91.00 (250.0)	36.40					
											M-L	156.00 (250.0)	62.40					
35	N-CHIL-2		N-CHIL-1	3	220.0	33.0	132.0	150.0	50.0	150.0	H-M	6.00 (150.0)	4.00		H	15.0	-15.0	21
36	BIYAG-2	BIYAG-3	BIYAG-1	3	220.0	33.0	132.0	250.0	60.0	250.0	H-M	13.80 (250.0)	5.52		H	15.0	-5.0	13
											H-L	91.30 (250.0)	36.52					
											M-L	156.30 (250.0)	62.52					
37	VAVUNI-1	VAVUNI-3		2	132.0	33.0		10.0	10.0		H-L	10.00 (10.0)	100.00		H	5.0	-15.0	17
38	MUTHR-2	MUTHR-3		2	220.0	33.0		63.0	63.0		H-L	13.00 (63.0)	20.63		H	5.0	-15.0	17
Retirements																		
	SAPUG-1P	SAPUG-G		1	142.0	11.0		50.0	50.0		H-L	17.80 (50.0)	35.60					

Notes:
1) Sources; * : CEB's record, ** : Name plate at the site, none : Assumed value
2) Shaded nodes; Not in operation

表 A6.1.4 - 3　2010年末までの計画発電機データ

No.	Node	Type	No. of Unit	Rated Voltage (kV)	Rated Capacity (MVA)	Rated Output (MW)	Xd" (%)
Data modification for the system in 2010 year							
Newly Add (new construction)							
1	**Trincolalee P/S Total**				**1058.82**	**900.00**	
	TRINC-G	coal	3	11.0	352.94	300.00	16.0
2	**Boosa P/S Total**				**352.94**	**300.00**	
	BOOS-G	c. c.	1	11.0	352.94	300.00	16.0
Retirement							
1	**Sapugaskanda P/S**				**51.20**	**36.00**	
	SAPUG-G2	diesel	2	11.0	25.60	18.00	

表 A6.1.4 - 4

2010年末までの計画無効電力供給設備データ

No.	Node	Rated Voltage (kV)	Rated Capacity (MVA)	Remarks
Data modification for the system in 2010 year				
Newly Add				
1	VALAI-3	33	10.00	
2	AMPA-3	33	10.00	
3	THULH-3	33	40.00	
4	KEGAL-3	33	20.00	
5	DEHIWA-3	33	60.00	
6	INGIN-3	33	10.00	
7	K-NIYA-3	33	60.00	
8	KOTUG-3	33	40.00	Total : 60 MVA
9	BIYAG-3	33	60.00	
10	KOLON-TT	33	120.00	
11	MATUG-TT	33	80.00	
12	CHUNN-3	33	20.00	Total : 40 MVA
Total			530.00	

表 A6.1.4 - 5

2010年系統での発電機出力計画

No.	Node	Type	Scheduled Output (MW)	Max Output *2) (MW)
1	LAX-G	hydro	45.00	50.00
2	N-LAX-G	hydro	90.00	100.00
3	WIMAL-G	hydro	45.00	50.00
4	CANYO-G	hydro	54.00	60.00
5	POLPI-G	hydro	68.00	75.00
6	UKUWE-G	hydro	34.00	38.00
7	BOWAT-G	hydro	36.00	40.00
8	VICTO-G	hydro	189.00	210.00
9	RANDE-G	hydro	110.00	122.00
10	KOTMA-G1	hydro	121.00	134.00
11	KOTMA-G2	hydro	60.00	67.00
12	RANTE-G	hydro	44.00	49.00
13	SAMAN-G	hydro	108.00	120.00
14	KUKULE-G	hydro	70.00	78.20
15	KELA-GT1	gas	14.00	18.00
16	KELA-GT2	gas	72.00	90.00
17	KELA-GT3	gas	82.00	102.60
18	KELA-GT4	gas	19.00	23.40
19	KELA-CC1	c.c.	135.00	135.00
20	MUTHR-G	c.c.	135.00	135.00
21	N-GALL-G	gas	50.00	63.00
22	SAPU-GN1	diesel	29.00	36.00
23	SAPU-GN2	diesel	29.00	36.00
24	KHD-G	diesel	37.00	46.00
25	CHUNN-G	diesel	22.00	27.00
26	PUTTA-PG *1)	steam	540.00	540.00
27	TRINC-G	steam	810.00	810.00
28	BOOS-G	c. c.	270.00	270.00
Hydro total			1074.00	1193.20
Thermal total			2244.00	2332.00
Total of Generation			**3318.00**	**3525.20**

Notes :

*1) Slack node and one unit under maintenance

*2) Maximum output = Rated output, for hydro stations

Maximum output = Rated output x 0.9, for thermal stations

Total Demand	=	3214 (MW)
Maintenance	=	300 (MW)
Total Reserve	=	6.45 (%)
Spinning Res.	=	3.71 (%)
Hot Reserve	=	2.74 (%)

Net supply (MW) = 3218.46

(considering 3% loss of generation)

表A6.1.4-6　2010年系統の過渡安定度データ　　Oct. 7, 1996

Condition of Dynamic Stability Analysis

for the CASE 2010　(low 2 A3)

1. Fault and Fault Location

Three phase fault on ;　　CASE NAME

1) the Trincomalee P/S - New Habarana 220 kV line at Trincomalee side,　(S1, S2)
2) the Victoria - New Polpitiya 220 kV line at Victoria side, and　(S3, S4)
3) the Boossa - Matugama 220 kV line at Boossa side.　(S5, S6)

2. Reclosing

Three phase reclosing of single circuit of the above 220 kV lines.

Reclosing sequence

Fault -------- trip signal to CB ---------- CB trip -- (no voltage time) -- CB reclose
80 ms　　80 ms　　500 ms

1) Successful Reclosing
Fault --- (160 ms) --- CBs trip --- (500 ms) --- clearing fault and CBs Close

2) Unsuccessful Reclosing
Fault -- (160 ms) -- CBs trip -- (500 ms) -- CBs Close -- (160 ms) -- CBs trip

3. Generators to be Observed

1) Puttalam (PUTTA-PG)
2) Victoria (VICTO-G)
3) Kelanitissa (KELA-CC1)
4) Trincomalee (TRINC-G)
5) Boossa (BOOS-G)

4. Factors to be Observed

1) Phase Angle　　(reference generator : Chunnakam)
2) Terminal Voltage
3) Output Power

5. Integration Time Step

0.001 sec

6. Duration of the Calculation

3.0 sec

for all the generators

Power Technologies, Inc.

Power
Technologies,
Inc.

PTI POWER SYSTEM SIMULATOR

SEXS

(Simplified Excitation System)

CALL SEXS (IBUS,IM,KOUNT,J,K)

This model is connected at system bus #_____IBUS,

machine #_____IM.

This model uses counter #_____KOUNT,

and CONs starting at #_____J,

and STATEs starting at #_____K.

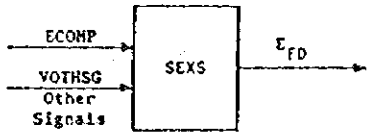

CONs	#	Value	Description
J		0.1	T_A/T_B
J+1		10	T_B (>0) (sec)
J+2		200	K
J+3		0.05	T_E (sec)
J+4		0	E_{MIN} (p.u. EFD base)
J+5		3	E_{MAX} (p.u. EFD base)

STATEs	#	Description
K		First integrator
K+1		Second Integrator

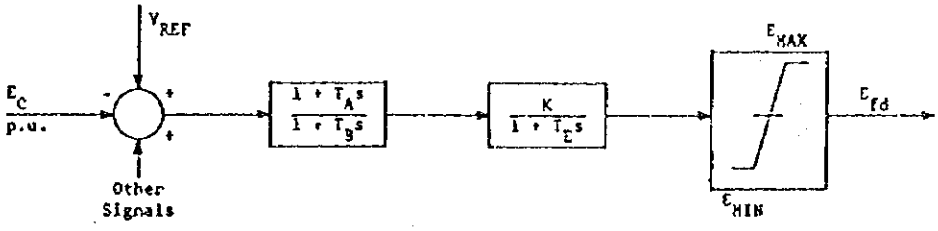

Power Technologies, Inc.

Power
Technologies,
Inc.

PLANT STEAM

PTI POWER SYSTEM SIMULATOR

GENROU

(Round Rotor Generator Model)

CALL GENROU (IBUS,IM,KOUNT,J,K)

This model is located at system bus # 2715 IBUS. (TRINC-P2)

machine # _____ IM.

This model uses counter # _____ KOUNT,

and CONs starting with # _____ J,

and STATEs starting with # _____ K.

The machine MVA base is 1059 for each of

1 units = 1059 MBASE.

ZSORCE for this machine is 0 + j 0.16 on

the above MBASE.

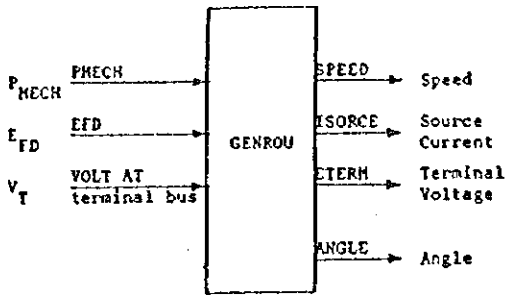

CONs	#	Value	Description
J		6.85	T'_{do} (sec.>0)
J+1		0.032	T''_{do} (sec.>0)
J+2		1.00	T'_{qo} (sec.>0)
J+3		0.16	T''_{qo} (sec.>0)
J+4		4.5	Inertia H
J+5		0.5	Speed Damping D
J+6		1.75	X_d
J+7		1.72	X_q
J+8		0.27	X'_d
J+9		1.31	X'_q
J+10		0.16	$X''_d = X''_q$
J+11		0.10	X_ℓ
J+12		0.03	S(1.0)
J+13		0.40	S(1.2)

STATEs	#	Description
K		E'_q
K+1		E'_d
K+2		Ψ_{kd}
K+3		Ψ_{kq}
K+4		Δ Speed (p.u.)
K+5		Angle (radians)

$T_d' = 0.76$

$T_d'' = 0.019$

X_d, X_q, X'_d, X'_q, X''_d, X''_q, X_ℓ, H, and D are in p.u., machine MVA base. X''_q must be equal to X''_d.

表A6.1.4-6　2010年系統の過渡安定度データ

②

Power Technologies, Inc.

Power
Technologies,
Inc.

PLANT C. C.

PTI POWER SYSTEM SIMULATOR

GENROU

(Round Rotor Generator Model)

CALL GENROU (IBUS,IM,KOUNT,J,K)

B005-2

This model is located at system bus #2360 IBUS,

machine # 1 IM.

This model uses counter # KOUNT,

and CONs starting with # J,

and STATEs starting with # K.

The machine MVA base is 353 for each of

1 units = 353 MBASE.

ZSORCE for this machine is 0 + j 0.16 on

the above MBASE.

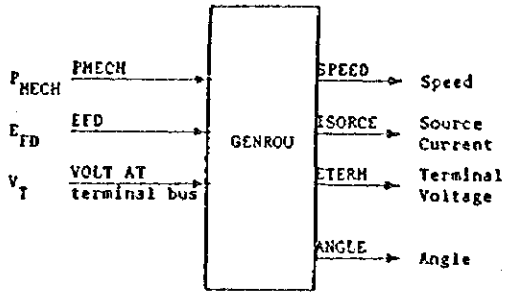

CONs	#	Value	Description
J		6.85	T'_{do} (sec.>0)
J+1		0.032	T''_{do} (sec.>0)
J+2		1.00	T'_{qo} (sec.>0)
J+3		0.16	T''_{qo} (sec.>0)
J+4		4.5	Inertia H
J+5		0.5	Speed Damping D
J+6		1.75	X_d
J+7		1.72	X_q
J+8		0.27	X'_d
J+9		1.31	X'_q
J+10		0.16	$X''_d = X''_q$
J+11		0.10	X_ℓ
J+12		0.03	S(1.0)
J+13		0.40	S(1.2)

STATEs	#	Description
K		E'_q
K+1		E'_d
K+2		ψ_{kd}
K+3		ψ_{kq}
K+4		Δ Speed (p.u.)
K+5		Angle (radians)

$T'_q = 0.76$

$T''_d = 0.019$

X_d, X_q, X'_d, X'_q, X''_d, X''_q, X_ℓ, H, and D are in p.u., machine MVA base. X''_q must be equal to X''_d.

表 A6.1.5 - 1　2015年末までの計画送電線データ

No.	T/L Ref.	Branch from	Branch to	Voltage (kV)	Conductor	Length (km)	cct	R (Ω)	X (Ω)	Y (mS)	R (100 MVA Base (%))	X (100 MVA Base (%))	Y (100 MVA Base (%))	Note
Data modification for the system in 2015 year														
Newly Add														
1		PADUK-2	KAHAWA-2	220	4 x Zebra	90.0	2	1.6985	22.0023	0.4103	0.3509	4.5459	19.8588	
2		PADUK-2	KAHAWA-2	220	4 x Zebra	90.0		1.6985	22.0023	0.4103	0.3509	4.5459	19.8588	
3		KAHAWA-2	MAWEL-2	220	4 x Zebra	100.0	2	1.8872	24.4470	0.4559	0.3899	5.0510	22.0653	
4		KAHAWA-2	MAWEL-2	220	4 x Zebra	100.0		1.8872	24.4470	0.4559	0.3899	5.0510	22.0653	
5		BOOS-2	MAWEL-2	220	2 x Zebra	70.0	2	2.6421	18.9827	0.2915	0.5459	3.9220	14.1093	
6		BOOS-2	MAWEL-2	220	2 x Zebra	70.0		2.6421	18.9827	0.2915	0.5459	3.9220	14.1093	

表 A6.1.5 - 2　2015年末までの計画変圧器データ

No.	Node (H)igh Voltage	Node (L)ow Voltage	Node (M)iddle Voltage	No. of Unit	Rated Voltage (kV) H	Rated Voltage (kV) L	Rated Voltage (kV) M	Rated Capacity (MVA) H	Rated Capacity (MVA) L	Rated Capacity (MVA) M	Impedance Voltage / Unit (%) between	(base MVA)	100 MVA base	Tap (%, nos)	Highest	Lowest	Nos.
Data modification for the system in 2015 year																	
Newly Add																	
1	MAWEL-2	MAWEL-G		2	220.0	11.0		350.0	350.0		H-L	13.00	(350.0)	3.71	H	10.0	-5.0	13
2	BALAN-1	BALAN-G		1	132.0	11.0		82.0	82.0		H-L	10.00	(82.0)	12.20	H	10.0	-5.0	7
3	ATHUR-1	ATHUR-G		1	132.0	11.0		82.0	82.0		H-L	10.00	(82.0)	12.20	H	10.0	-5.0	7
Augmentation																	
4	BOOS-2	BOOS-G		2	220.0	11.0		350.0	350.0		H-L	13.00	(350.0)	3.71	H	10.0	-5.0	13
5	TRINC-P2	TRINC-G		4	220.0	11.0		350.0	350.0		H-L	13.00	(350.0)	3.71	H	10.0	-5.0	13
6	CHUNN-3	CHUNN-G		1	33.0	11.0		82.0	82.0		H-L	5.50	(82.0)	6.71	H	10.0	-5.0	7
7	CHUNN-3	CHUNN-G		3	33.0	11.0		12.5	12.5		H-L	5.50	(12.5)	44.00	H	10.0	-5.0	7
8	MUTHR-2	MUTHR-G		1	220.0	11.0		350.0	350.0		H-L	13.00	(350.0)	3.71	H	10.0	-5.0	13
9	MUTHR-2	MUTHR-G		1	220.0	11.0		175.0	175.0		H-L	13.00	(175.0)	7.43	H	10.0	-5.0	13
10	KELAN-2	KELA-CC1		1	220.0	11.0		350.0	350.0		H-L	13.00	(350.0)	3.71	H	10.0	-5.0	13
11	KELAN-2	KELA-CC1		1	220.0	11.0		175.0	175.0		H-L	13.00	(175.0)	7.43	H	10.0	-5.0	13
	(hereinafter total transformers capacity)																
12	ATHUR-1	ATHUR-3		1	132.0	33.0		126.0	126.0		H-L	10.00	(126.0)	7.94	H	5.0	-15.0	17
13	POLON-1	POLON-3		1	132.0	33.0		63.0	63.0		H-L	10.00	(63.0)	15.87	H	5.0	-15.0	17
14	CHUNN-1	CHUNN-3		1	132.0	33.0		123.0	123.0		H-L	10.00	(123.0)	8.13	H	5.0	-15.0	17
15	KILIN-1	KILIN-3		1	132.0	33.0		30.0	30.0		H-L	10.00	(30.0)	33.33	H	5.0	-15.0	17
16	UKUWE-1	UKUWE-3		1	132.0	33.0		94.5	94.5		H-L	10.00	(94.5)	10.58	H	5.0	-15.0	17
17	KURUN-1	KURUN-3		1	132.0	33.0		94.5	94.5		H-L	10.00	(94.5)	10.58	H	5.0	-15.0	17
18	PUTTA-1	PUTTA-3		1	132.0	33.0		94.5	94.5		H-L	10.00	(94.5)	10.58	H	5.0	-15.0	17
19	BOLAW-1	BOLAW-3		1	132.0	33.0		126.0	126.0		H-L	10.00	(126.0)	7.94	H	5.0	-15.0	17
20	CHILL-1	CHILL-3		1	132.0	33.0		126.0	126.0		H-L	10.00	(126.0)	7.94	H	5.0	-15.0	17
21	KULIYA-1	KULIYA-3		1	132.0	33.0		126.0	126.0		H-L	10.00	(126.0)	7.94	H	5.0	-15.0	17
22	PANNA-1	PANNA-3		1	132.0	33.0		126.0	126.0		H-L	10.00	(126.0)	7.94	H	5.0	-15.0	17
23	SAPUG-1	SAPUG-3		1	132.0	33.0		220.5	220.5		H-L	10.00	(220.5)	4.54	H	5.0	-15.0	17

Notes:

1) Sources; * : CEB's record, ** : Name plate at the site, none : Assumed value
2) Shaded nodes; Not in operation

表 A6.1.5 - 2　2015年末までの計画変圧器データ

No.	Node (H)igh Voltage	(L)ow Voltage	(M)iddle Voltage	No. of Unit	Rated Voltage (kV) H	L	M	Rated Capacity (MVA) H	L	M	Impedance Voltage / Unit (%) between	(base MVA)	100 MVA base		Tap (%, nos) Highest	Lowest	Nos.
24	VEYAN-1	VEYAN-3		1	132.0	33.0		94.5	94.5		H-L	10.00 (94.5)	10.58	H	5.0	-15.0	17
25	RATMA-1	RATMA-3		1	132.0	33.0		189.0	189.0		H-L	10.00 (189.0)	5.29	H	5.0	-15.0	17
26	PANNI-1	PANNI-3		1	132.0	33.0		220.5	220.5		H-L	10.00 (220.5)	4.54	H	5.0	-15.0	17
27	KOLON-1	KOLON-3		1	132.0	33.0		189.0	189.0		H-L	10.00 (189.0)	5.29	H	5.0	-15.0	17
28	AVISS-1	AVISS-3		1	132.0	33.0		94.5	94.5		H-L	10.00 (94.5)	10.58	H	5.0	-15.0	17
29	PANAD-1	PANAD-3		1	132.0	33.0		126.0	126.0		H-L	10.00 (126.0)	7.94	H	5.0	-15.0	17
30	SRIJA-1	SRIJA-3		1	132.0	33.0		189.0	189.0		H-L	10.00 (189.0)	5.29	H	5.0	-15.0	17
31	KESBE-1	KESBE-3		1	132.0	33.0		189.0	189.0		H-L	10.00 (189.0)	5.29	H	5.0	-15.0	17
32	GALLE-1	GALLE-3		1	132.0	33.0		123.0	123.0		H-L	10.00 (123.0)	8.13	H	5.0	-15.0	17
33	MATAR-1	MATAR-3		1	132.0	33.0		126.0	126.0		H-L	10.00 (126.0)	7.94	H	5.0	-15.0	17
34	N-GALL-1	N-GALL-3		1	132.0	33.0		126.0	126.0		H-L	10.00 (126.0)	7.94	H	5.0	-15.0	17
35	BOOS-1	BOOS-3		1	132.0	33.0		94.5	94.5		H-L	10.00 (94.5)	10.58	H	5.0	-15.0	17
36	THULH-1	THULH-3		1	132.0	33.0		126.0	126.0		H-L	10.00 (126.0)	7.94	H	5.0	-15.0	17
37	RATNA-1	RATNA-3		1	132.0	33.0		126.0	126.0		H-L	10.00 (126.0)	7.94	H	5.0	-15.0	17
38	KEGAL-1	KEGAL-3		1	132.0	33.0		126.0	126.0		H-L	10.00 (126.0)	7.94	H	5.0	-15.0	17
39	AGURU-1	AGURU-3		1	132.0	33.0		94.5	94.5		H-L	10.00 (94.5)	10.58	H	5.0	-15.0	17
40	EHELI-1	EHELI-3		1	132.0	33.0		94.5	94.5		H-L	10.00 (94.5)	10.58	H	5.0	-15.0	17
41	SUB-B-1	SUB-B-11		1	132.0	11.0		189.0	189.0		H-L	10.00 (189.0)	5.29	H	5.0	-15.0	17
42	IMBULG-1	IMBULG-3		1	132.0	33.0		189.0	189.0		H-L	10.00 (189.0)	5.29	H	5.0	-15.0	17
43	KATANA-1	KATANA-3		1	132.0	33.0		126.0	126.0		H-L	10.00 (126.0)	7.94	H	5.0	-15.0	17
44	GONAWA-1	GONAWA-3		1	132.0	33.0		189.0	189.0		H-L	10.00 (189.0)	5.29	H	5.0	-15.0	17
45	ANIYA-1	ANIYA-3		1	132.0	33.0		126.0	126.0		H-L	10.00 (126.0)	7.94	H	5.0	-15.0	17
46	ANURA-1	ANURA-3		1	132.0	33.0		94.5	94.5		H-L	10.00 (94.5)	10.58	H	5.0	-15.0	17
47	MUTHR-2	MUTHR-3		1	220.0	33.0		189.0	189.0		H-L	13.00 (189.0)	6.88	H	5.0	-15.0	17
48	KOLON-1	KOLON-3		1	132.0	33.0		189.0	189.0		H-L	10.00 (189.0)	5.29	H	5.0	-15.0	17

Notes:
1) Sources; * : CEB's record, ** : Name plate at the site, none : Assumed value
2) Shaded nodes; Not in operation

表 A6.1.5 - 3　2015年末までの計画発電機データ

No.	Node	Type	No. of Unit	Rated Voltage (kV)	Rated Capacity (MVA)	Rated Output (MW)	Xd" (%)
Data modification for the system in 2015 year							
New construction							
1	**Mawella P/S Total**				**706.00**	**600.00**	
	MAWEL-G	coal	2	11.0	353.00	300.00	16.0
Augmentation (Additional Capacity)							
2	**Boosa P/S Total**				**353.00**	**300.00**	
	BOOS-G	c. c.	1	11.0	353.00	300.00	16.0
3	**Trincomalee P/S Total**				**353.00**	**300.00**	
	TRINC-G	coal	1	11.0	353.00	300.00	16.0
4	**Muthragawella P/S Total**				**353.00**	**300.00**	
	MUTHR-G	c. c.	1	11.0	353.00	300.00	16.0
5	**Kelanitissa P/S Total**				**353.00**	**300.00**	
	KELA-CC1	c. c.	1	11.0	353.00	300.00	16.0
5	**Chunnakam P/S Total**				**82.00**	**70.00**	
	CHUNN-G	gas	1	11.0	82.00	70.00	16.0
6	**Balangoda P/S Total**				**82.00**	**70.00**	
	BALAN-G		1	11.0	82.00	70.00	16.0
7	**Athurugiriya P/S Total**				**82.00**	**70.00**	
	ATHUR-G		1	11.0	82.00	70.00	16.0
Retirement							
	non						

表 A6.1.5 - 4

2015年末までの計画無効電力供給設備データ

No.	Node	Rated Voltage (kV)	Rated Capacity (MVA)	Remarks
Data modification for the system in 2015 year				
Newly Add				
1	PANNI-1	132	200.00	
2	SAPUG-1	132	200.00	
3	K_NIYA-1	132	100.00	
4	KOTUG-1	132	100.00	
5	BIYAG-2	220	100.00	
Total			700.00	

表 A6.1.5 - 5
2015年系統での発電機出力計画

No.	Node	Type	Scheduled Output (MW)	Max Output *2) (MW)
1	LAX-G	hydro	45.00	50.00
2	N-LAX-G	hydro	90.00	100.00
3	WIMAL-G	hydro	45.00	50.00
4	CANYO-G	hydro	54.00	60.00
5	POLPI-G	hydro	68.00	75.00
6	UKUWE-G	hydro	34.00	38.00
7	BOWAT-G	hydro	36.00	40.00
8	VICTO-G	hydro	189.00	210.00
9	RANDE-G	hydro	110.00	122.00
10	KOTMA-G1	hydro	121.00	134.00
11	KOTMA-G2	hydro	60.00	67.00
12	RANTE-G	hydro	44.00	49.00
13	SAMAN-G	hydro	108.00	120.00
14	KUKULE-G	hydro	70.00	78.20
15	KELA-GT1	gas	14.00	18.00
16	KELA-GT2	gas	72.00	90.00
17	KELA-GT3	gas	82.00	102.60
18	KELA-GT4	gas	19.00	23.40
19	KELA-CC1	c.c.	405.00	405.00
20	MUTHR-G	c.c.	405.00	405.00
21	N-GALL-G	gas	50.00	63.00
22	SAPU-GN1	diesel	29.00	36.00
23	SAPU-GN2	diesel	29.00	36.00
24	KHD-G	diesel	37.00	46.00
25	CHUNN-G	dg & gas	72.00	90.00
26	PUTTA-PG *1)	steam	675.00	675.00
27	TRINC-G	steam	972.00	1080.00
28	BOOS-G	c. c.	540.00	540.00
29	MAWEL-G	steam	540.00	540.00
30	BALAN-G	gas	50.00	63.00
31	ATHUR-G	gas	50.00	63.00
Hydro total			1074.00	1193.20
Thermal total			4041.00	4276.00
Total of Generation			**5115.00**	**5469.20**

Notes :

*1) Slack node and one unit (150 MW) under maintenance

*2) Maximum output = Rated output, for hydro stations
Maximum output = Rated output x 0.9, for thermal stations

Total Demand	=	4944 (MW)
Maintenance	=	150 (MW)
Total Reserve	=	7.16 (%)
Spinning Res.	=	2.41 (%)
Hot Reserve	=	4.75 (%)

Net supply (MW) = 4961.55
(considering 3.0 % system loss)

表A6.2-1　ランキング評価の算出式

1.　過負荷ランキング

$$PI = \sum_{\ell=1}^{L} W\ell \left(\frac{P\ell}{\overline{P}\ell}\right)^2$$

ここで

Wℓ：　回路ℓの重み係数

Pℓ：　回路ℓの有効電力潮流

$\overline{P}\ell$：　回路ℓの有効電力潮流の許容値

L　：　回路ℓの合計数

2.　電圧崩壊ランキング

$$PI = \sum_{\ell=1}^{L} X\ell \; P\ell^2$$

ここで

Xℓ：　回路ℓのリアクタンス

Pℓ：　回路ℓの有効電力潮流

L　：　回路ℓの合計数

表A6.2.1-1　1995年系統の過負荷ランキング

28 Nov 1995 Evening Peak Load
Note Rating 'B' is the evening rating for the overheadlines, Rating 'C' is the emergency rating.

*** BRANCH OVERLOAD RANKING BASED ON 1.00 OF RATING-B ***

RANK	FROM BUS	KV	TO BUS	KV	ID	FLOW	RATA	RATB	RATC	PI
(1)	1220 KOTMA-1	132	1770 KIRIB-1	132	1	79	45	100	140	28.5
(2)	1200 UKUWE-1	132	1690 HABAR-1	132	1	40	45	100	140	26.6
(3)	3580 KOTUG-3	33.0	5581 KOTU-DU1	220	1	-40	60	60	60	26.5
(4)	3580 KOTUG-3	33.0	5582 KOTU-DU2	220	1	-40	60	60	60	26.5
(5)	1130 POLPI-1	132	1550 KOLON-1	132	1	47	45	100	140	26.2
(6)	1130 POLPI-1	132	1550 KOLON-1	132	2	47	45	100	140	26.2
(7)	2580 KOTUG-2	220	5582 KOTU-DU2	220	1	101	250	250	250	25.9
(8)	2580 KOTUG-2	220	5581 KOTU-DU1	220	1	101	250	250	250	25.9
(9)	1130 POLPI-1	132	1200 UKUWE-1	132	1	23	45	100	140	25.9
(10)	1130 POLPI-1	132	5531 THULH-T1	132	1	54	45	100	140	25.7
(11)	1130 POLPI-1	132	5532 THULH-T2	132	2	54	45	100	140	25.7
(12)	1110 N-LAX-1	132	1130 POLPI-1	132	1	42	45	100	140	25.7
(13)	1110 N-LAX-1	132	1130 POLPI-1	132	2	42	45	100	140	25.7
(14)	1580 KOTUG-1	132	5582 KOTU-DU2	220	1	-61	250	250	250	25.7
(15)	1580 KOTUG-1	132	5581 KOTU-DU1	220	1	-61	250	250	250	25.7
(16)	1690 HABAR-1	132	1700 ANURA-1	132	1	15	45	100	140	25.6
(17)	1560 PANNI-1	132	1570 BIYAG-1	132	1	-46	165	225	250	25.6
(18)	1560 PANNI-1	132	1570 BIYAG-1	132	2	-46	165	225	250	25.6
(19)	1100 LAX-1	132	1130 POLPI-1	132	1	40	45	100	140	25.6
(20)	1100 LAX-1	132	1130 POLPI-1	132	2	40	45	100	140	25.6
(21)	1530 THULH-1	132	5532 THULH-T2	132	2	-22	45	100	140	25.5
(22)	1530 THULH-1	132	5531 THULH-T1	132	1	-22	45	100	140	25.5
(23)	2570 BIYAG-2	220	2580 KOTUG-2	220	1	101	275	375	425	25.5
(24)	2570 BIYAG-2	220	2580 KOTUG-2	220	2	101	275	375	425	25.5
(25)	1700 ANURA-1	132	1770 KIRIB-1	132	1	-22	45	100	140	25.5
(26)	2220 KOTMA-2	220	2570 BIYAG-2	220	1	194	550	750	850	25.5
(27)	2220 KOTMA-2	220	2570 BIYAG-2	220	2	194	550	750	850	25.5
(28)	1550 KOLON-1	132	1560 PANNI-1	132	1	35	45	100	140	25.4
(29)	1550 KOLON-1	132	1560 PANNI-1	132	2	35	45	100	140	25.4
(30)	2220 KOTMA-2	220	2230 VICTO-2	220	1	-129	550	750	850	25.4
(31)	2220 KOTMA-2	220	2230 VICTO-2	220	2	-129	550	750	850	25.4
(32)	1170 SAMAN-1	132	1630 BALAN-1	132	1	38	165	225	250	25.4
(33)	1170 SAMAN-1	132	1630 BALAN-1	132	2	38	165	225	250	25.4
(34)	5531 THULH-T1	132	5541 ORUWA-T1	132	1	31	45	100	140	25.4
(35)	5532 THULH-T2	132	5542 ORUWA-T2	132	2	31	45	100	140	25.4
(36)	1550 KOLON-1	132	5542 ORUWA-T2	132	2	-31	45	100	140	25.4
(37)	1550 KOLON-1	132	5541 ORUWA-T1	132	1	-30	45	100	140	25.4
(38)	1110 N-LAX-1	132	1630 BALAN-1	132	1	12	45	100	140	25.4
(39)	1110 N-LAX-1	132	1630 BALAN-1	132	2	12	45	100	140	25.4
(40)	1100 LAX-1	132	1120 WIMAL-1	132	1	-12	45	100	140	25.4
(41)	1100 LAX-1	132	1120 WIMAL-1	132	2	-12	45	100	140	25.4
(42)	1100 LAX-1	132	1110 N-LAX-1	132	1	-10	45	100	140	25.4
(43)	1100 LAX-1	132	1110 N-LAX-1	132	2	-10	45	100	140	25.4
(44)	1680 KURUN-1	132	1770 KIRIB-1	132	1	-9	45	100	140	25.4
(45)	1680 KURUN-1	132	1770 KIRIB-1	132	2	-9	45	100	140	25.4
(46)	1130 POLPI-1	132	1220 KOTMA-1	132	1	14	45	100	140	25.4
(47)	1310 SAPUG-1P	132	1570 BIYAG-1	132	1	8	45	100	140	25.4
(48)	1310 SAPUG-1P	132	1570 BIYAG-1	132	2	8	45	100	140	25.4
(49)	1170 SAMAN-1	132	1660 EMBIL-1	132	1	6	105	140	160	25.4
(50)	1170 SAMAN-1	132	1660 EMBIL-1	132	2	6	105	140	160	25.4
(51)	1570 BIYAG-1	132	5571 BIYA-DU2	132	1	-65	250	250	250	25.4
(52)	1570 BIYAG-1	132	5570 BIYA-DU1	132	1	-65	250	250	250	25.4
(53)	2570 BIYAG-2	220	5571 BIYA-DU2	132	1	89	250	250	250	25.4
(54)	2570 BIYAG-2	220	5570 BIYA-DU1	132	1	89	250	250	250	25.4
(55)	3570 BIYAG-3	33.0	5570 BIYA-DU1	132	1	-24	60	60	60	25.4
(56)	3570 BIYAG-3	33.0	5571 BIYA-DU2	132	1	-24	60	60	60	25.4
(57)	1250 RANTE-1	132	5251 RANT-DU1	132	1	-17	35	35	35	25.4
(58)	1250 RANTE-1	132	5252 RANT-DU2	132	1	-17	35	35	35	25.4
(59)	3250 RANTE-3	33.0	5251 RANT-DU1	132	1	-5	10	10	10	25.4
(60)	3250 RANTE-3	33.0	5252 RANT-DU2	132	1	-5	10	10	10	25.4
(61)	1300 KELAN-1	132	1550 KOLON-1	132	1	5	57	170	225	25.4
(62)	1300 KELAN-1	132	1550 KOLON-1	132	2	5	57	170	225	25.4
(63)	1300 KELAN-1	132	1570 BIYAG-1	132	1	-27	300	400	460	25.3
(64)	1300 KELAN-1	132	1570 BIYAG-1	132	2	-27	300	400	460	25.3

表A6.2.1-2　1995年系統の電圧崩壊ランキング

28 Nov 1995 Evening Peak Load
Voltage collapse ranking

*** BRANCH Voltage Collapse RANKING BASED ON 1.00 OF RATING-B ***

RANK	FROM BUS	KV	TO BUS	KV	ID	FLOW	RATA	RATB	RATC	PI
(1)	1220 KOTMA-1	132	1770 KIRIB-1	132	1	79	45	100	140	2.41
(2)	2220 KOTMA-2	220	2570 BIYAG-2	220	1	194	550	750	850	2.18
(3)	2220 KOTMA-2	220	2570 BIYAG-2	220	2	194	550	750	850	2.18
(4)	3580 KOTUG-3	33.0	5581 KOTU-DU1	220	1	-40	60	60	60	2.18
(5)	3580 KOTUG-3	33.0	5582 KOTU-DU2	220	1	-40	60	60	60	2.18
(6)	1580 KOTUG-1	132	5582 KOTU-DU2	220	1	-61	250	250	250	1.99
(7)	1580 KOTUG-1	132	5581 KOTU-DU1	220	1	-61	250	250	250	1.99
(8)	1200 UKUWE-1	132	1690 HABAR-1	132	1	40	45	100	140	1.99
(9)	2220 KOTMA-2	220	2230 VICTO-2	220	1	-129	550	750	850	1.91
(10)	2220 KOTMA-2	220	2230 VICTO-2	220	2	-129	550	750	850	1.91
(11)	1130 POLPI-1	132	1200 UKUWE-1	132	1	23	45	100	140	1.90
(12)	1130 POLPI-1	132	5531 THULH-T1	132	1	54	45	100	140	1.90
(13)	1130 POLPI-1	132	5532 THULH-T2	132	2	54	45	100	140	1.90
(14)	1130 POLPI-1	132	1550 KOLON-1	132	1	47	45	100	140	1.90
(15)	1130 POLPI-1	132	1550 KOLON-1	132	2	47	45	100	140	1.90
(16)	1700 ANURA-1	132	1770 KIRIB-1	132	1	-22	45	100	140	1.90
(17)	2570 BIYAG-2	220	2580 KOTUG-2	220	1	101	275	375	425	1.88
(18)	2570 BIYAG-2	220	2580 KOTUG-2	220	2	101	275	375	425	1.88
(19)	1690 HABAR-1	132	1700 ANURA-1	132	1	15	45	100	140	1.87
(20)	5531 THULH-T1	132	5541 ORUWA-T1	132	1	31	45	100	140	1.87
(21)	5532 THULH-T2	132	5542 ORUWA-T2	132	2	31	45	100	140	1.87
(22)	1550 KOLON-1	132	5542 ORUWA-T2	132	2	-31	45	100	140	1.87
(23)	1550 KOLON-1	132	5541 ORUWA-T1	132	1	-30	45	100	140	1.87
(24)	1130 POLPI-1	132	1220 KOTMA-1	132	1	14	45	100	140	1.87
(25)	1170 SAMAN-1	132	1630 BALAN-1	132	1	38	165	225	250	1.86
(26)	1170 SAMAN-1	132	1630 BALAN-1	132	2	38	165	225	250	1.86
(27)	1560 PANNI-1	132	1570 BIYAG-1	132	1	-46	165	225	250	1.86
(28)	1560 PANNI-1	132	1570 BIYAG-1	132	2	-46	165	225	250	1.86
(29)	1530 THULH-1	132	5532 THULH-T2	132	2	-22	45	100	140	1.86
(30)	1530 THULH-1	132	5531 THULH-T1	132	1	-22	45	100	140	1.86
(31)	1550 KOLON-1	132	1560 PANNI-1	132	1	35	45	100	140	1.86
(32)	1550 KOLON-1	132	1560 PANNI-1	132	2	35	45	100	140	1.86
(33)	1110 N-LAX-1	132	1130 POLPI-1	132	1	42	45	100	140	1.86
(34)	1110 N-LAX-1	132	1130 POLPI-1	132	2	42	45	100	140	1.86
(35)	1100 LAX-1	132	1130 POLPI-1	132	1	40	45	100	140	1.86
(36)	1100 LAX-1	132	1130 POLPI-1	132	2	40	45	100	140	1.86
(37)	1110 N-LAX-1	132	1630 BALAN-1	132	1	12	45	100	140	1.85
(38)	1110 N-LAX-1	132	1630 BALAN-1	132	2	12	45	100	140	1.85
(39)	1300 KELAN-1	132	1570 BIYAG-1	132	1	-27	300	400	460	1.85
(40)	1300 KELAN-1	132	1570 BIYAG-1	132	2	-27	300	400	460	1.85
(41)	1680 KURUN-1	132	1770 KIRIB-1	132	1	-9	45	100	140	1.85
(42)	1680 KURUN-1	132	1770 KIRIB-1	132	2	-9	45	100	140	1.85
(43)	1170 SAMAN-1	132	1660 EMBIL-1	132	1	6	105	140	160	1.85
(44)	1170 SAMAN-1	132	1660 EMBIL-1	132	2	6	105	140	160	1.85
(45)	1100 LAX-1	132	1120 WIMAL-1	132	1	-12	45	100	140	1.85
(46)	1100 LAX-1	132	1120 WIMAL-1	132	2	-12	45	100	140	1.85
(47)	1310 SAPUG-1P	132	1570 BIYAG-1	132	1	8	45	100	140	1.85
(48)	1310 SAPUG-1P	132	1570 BIYAG-1	132	2	8	45	100	140	1.85
(49)	1100 LAX-1	132	1110 N-LAX-1	132	1	-10	45	100	140	1.85
(50)	1100 LAX-1	132	1110 N-LAX-1	132	2	-10	45	100	140	1.85
(51)	1300 KELAN-1	132	1550 KOLON-1	132	1	5	57	170	225	1.85
(52)	1300 KELAN-1	132	1550 KOLON-1	132	2	5	57	170	225	1.85

表A6.2.2-1　2000年系統の過負荷ランキング

□ POWER SYSTEM ANALYSIS FOR YEAR 2000 NIGHT PEAK CONDITIONS
□ OVERLOAD RANKING OF CIRCUITS BASED ON EVENING (B) RATING
(NOTE RATING AND FLOW FIGURES ARE GIVEN IN MVA. 'RATA' IS DAY TIME CYCLIC RATING 'RATB' IS EVENING CYCLIC RATING AND 'RATC' IS EMERGENCY SHORT TERM RATING. 'PI' IS A TPLAN CALCULATED INDEX)
□ *** BRANCH RANKING BASED ON 1.00 OF RATING-B ***

□	RANK	FROM BUS	KV	TO BUS	KV	ID	FLOW	RATA	RATB	RATC	PI
□ (	1)	2230 VICTO-2	220	2240 RANDE-2	220	1	-97	550	750	850	24.6
□ (	2)	1630 BALAN-1	132	1655 N-GALL-1	132	1	47	40	80	110	20.4
□ (	3)	2220 KOTMA-2	220	2570 BIYAG-2	220	1	192	550	750	850	20.1
□ (	4)	2220 KOTMA-2	220	2570 BIYAG-2	220	2	192	550	750	850	20.1
□ (	5)	1130 POLPI-1	132	5502 AVIS-1T2	132	1	45	45	100	140	19.8
□ (	6)	1630 BALAN-1	132	1640 DENIY-1	132	1	56	40	80	110	19.7
□ (	7)	1130 POLPI-1	132	1510 SITHA-1	132	1	50	45	100	140	19.7
□ (	8)	1130 POLPI-1	132	5531 THULH-T1	132	1	54	45	100	140	19.6
□ (	9)	1130 POLPI-1	132	5532 THULH-T2	132	2	54	45	100	140	19.6
□ (	10)	3570 BIYAG-3	33.0	5570 BIYA-DU1	132	1	-25	60	60	60	19.6
□ (	11)	3570 BIYAG-3	33.0	5571 BIYA-DU2	132	1	-25	60	60	60	19.6
□ (	12)	3580 KOTUG-3	33.0	5581 KOTU-DU1	220	1	-25	60	60	60	19.6
□ (	13)	3580 KOTUG-3	33.0	5582 KOTU-DU2	220	1	-25	60	60	60	19.6
□ (	14)	1160 INGIN-1	132	1620 BADUL-1	132	1	-23	45	100	130	19.5
□ (	15)	2560 PANNI-2	220	5566 PANNI-D2	132	1	54	250	250	250	19.5
□ (	16)	2560 PANNI-2	220	5565 PANNI-D1	132	1	54	250	250	250	19.5
□ (	17)	1150 AMPA-1	132	1160 INGIN-1	132	1	-21	45	100	140	19.5
□ (	18)	2220 KOTMA-2	220	2230 VICTO-2	220	1	-137	550	750	850	19.5
□ (	19)	2220 KOTMA-2	220	2230 VICTO-2	220	2	-137	550	750	850	19.5
□ (	20)	1560 PANNI-1	132	5566 PANNI-D2	132	1	-54	250	250	250	19.5
□ (	21)	1560 PANNI-1	132	5565 PANNI-D1	132	1	-54	250	250	250	19.5
□ (	22)	1110 N-LAX-1	132	1130 POLPI-1	132	1	46	45	100	140	19.5
□ (	23)	1110 N-LAX-1	132	1130 POLPI-1	132	2	46	45	100	140	19.5
□ (	24)	3250 RANTE-3	33.0	5251 RANT-DU1	132	1	-4	10	10	10	19.4
□ (	25)	3250 RANTE-3	33.0	5252 RANT-DU2	132	1	-4	10	10	10	19.4
□ (	26)	1100 LAX-1	132	1130 POLPI-1	132	1	44	45	100	140	19.4
□ (	27)	1100 LAX-1	132	1130 POLPI-1	132	2	44	45	100	140	19.4
□ (	28)	2560 PANNI-2	220	2570 BIYAG-2	220	1	-82	275	375	425	19.4
□ (	29)	2560 PANNI-2	220	2570 BIYAG-2	220	2	-82	275	375	425	19.4
□ (	30)	1310 SAPU-1P	132	1570 BIYAG-1	132	1	34	45	100	140	19.4
□ (	31)	1310 SAPU-1P	132	1570 BIYAG-1	132	2	34	45	100	140	19.4
□ (	32)	1550 KOLON-1	132	5502 AVIS-1T2	132	2	-30	45	100	140	19.4
□ (	33)	1530 THULH-1	132	5532 THULH-T2	132	2	-26	45	100	140	19.4
□ (	34)	1530 THULH-1	132	5531 THULH-T1	132	1	-26	45	100	140	19.4
□ (	35)	1570 BIYAG-1	132	1590 SAPUG-1	132	1	79	165	225	255	19.3
□ (	36)	1570 BIYAG-1	132	1590 SAPUG-1	132	2	79	165	225	255	19.3
□ (	37)	1580 KOTUG-1	132	5581 KOTU-DU1	220	1	-47	250	250	250	19.3
□ (	38)	1580 KOTUG-1	132	5582 KOTU-DU2	220	1	-47	250	250	250	19.3
□ (	39)	1560 PANNI-1	132	1790 RATMA-1	132	1	30	45	100	140	19.3
□ (	40)	1560 PANNI-1	132	1790 RATMA-1	132	2	30	45	100	140	19.3
□ (	41)	1510 SITHA-1	132	5501 AVIS-1T1	132	1	33	45	100	140	19.3
□ (	42)	1110 N-LAX-1	132	1630 BALAN-1	132	1	30	45	100	140	19.3
□ (	43)	1110 N-LAX-1	132	1630 BALAN-1	132	2	30	45	100	140	19.3
□ (	44)	1650 GALLE-1	132	1655 N-GALL-1	132	1	-22	40	80	110	19.3
□ (	45)	1650 GALLE-1	132	1655 N-GALL-1	132	2	-22	40	80	110	19.3
□ (	46)	2570 BIYAG-2	220	2580 KOTUG-2	220	1	72	275	375	425	19.3
□ (	47)	2570 BIYAG-2	220	2580 KOTUG-2	220	2	72	275	375	425	19.3
□ (	48)	1560 PANNI-1	132	5561 PANAD-T1	132	1	26	150	200	230	19.3
□ (	49)	1560 PANNI-1	132	5562 PANAD-T2	132	2	26	150	200	230	19.3
□ (	50)	1640 DENIY-1	132	1655 N-GALL-1	132	1	39	40	80	110	19.3
□ (	51)	1550 KOLON-1	132	5501 AVIS-1T1	132	1	-30	45	100	140	19.3
□ (	52)	1220 KOTMA-1	132	1770 KIRIB-1	132	1	25	45	100	140	19.3
□ (	53)	1220 KOTMA-1	132	1770 KIRIB-1	132	2	25	45	100	140	19.3
□ (	54)	1130 POLPI-1	132	1220 KOTMA-1	132	1	26	45	100	140	19.3
□ (	55)	1130 POLPI-1	132	1220 KOTMA-1	132	2	26	45	100	140	19.3
□ (	56)	1300 KELAN-1	132	1550 KOLON-1	132	1	45	57	170	225	19.3
□ (	57)	1300 KELAN-1	132	1550 KOLON-1	132	2	45	57	170	225	19.3
□ (	58)	2220 KOTMA-2	220	2705 N_ANUR-2	220	1	46	275	375	425	19.3
□ (	59)	2220 KOTMA-2	220	2705 N_ANUR-2	220	2	46	275	375	425	19.3
□ (	60)	1150 AMPA-1	132	1780 VALAI-1	132	1	10	45	100	140	19.2
□ (	61)	1860 CHILL-1	132	5861 CHILL-T1	132	1	-16	45	100	140	19.2
□ (	62)	1860 CHILL-1	132	5862 CHILL-T2	132	2	-16	45	100	140	19.2
□ (	63)	1595 KHD -1	132	1870 K_NIYA-1	132	1	56	165	225	255	19.2
□ (	64)	1595 KHD -1	132	1870 K_NIYA-1	132	2	56	165	225	255	19.2
□ (	65)	1700 ANURA-1	132	1705 N_ANUR-1	132	1	-45	165	225	255	19.2

表A6.2.2-2　2000年系統の電圧崩壊ランキング

TPLAN * INTERACTIVE TRANSMISSION PLANNING PROGRAM *
2000 NIGHT RAINY SEASON PEAK
OPEN'AT AMPARA

*** BRANCH Voltage Collapse RANKING BASED ON 1.00 OF RATING-B ***

RANK	FROM BUS	KV	TO BUS	KV	ID	FLOW	RATA	RATB	RATC	PI
(1)	3570 BIYAG-3	33.0	5570 BIYA-DU1	132	1	-25	60	60	60	2.07
(2)	3570 BIYAG-3	33.0	5571 BIYA-DU2	132	1	-25	60	60	60	2.07
(3)	1630 BALAN-1	132	1640 DENIY-1	132	1	56	40	80	110	2.05
(4)	1630 BALAN-1	132	1655 N-GALL-1	132	1	47	40	80	110	2.02
(5)	1640 DENIY-1	132	1655 N-GALL-1	132	1	39	40	80	110	2.00
(6)	1580 KOTUG-1	132	5581 KOTU-DU1	220	1	-47	250	250	250	1.99
(7)	1580 KOTUG-1	132	5582 KOTU-DU2	220	1	-47	250	250	250	1.99
(8)	1130 POLPI-1	132	5531 THULH-T1	132	1	55	45	100	140	1.99
(9)	1130 POLPI-1	132	5532 THULH-T2	132	2	55	45	100	140	1.99
(10)	1570 BIYAG-1	132	5571 BIYA-DU2	132	1	-45	250	250	250	1.98
(11)	1570 BIYAG-1	132	5570 BIYA-DU1	132	1	-45	250	250	250	1.98
(12)	1130 POLPI-1	132	1510 SITHA-1	132	1	50	45	100	140	1.98
(13)	1130 POLPI-1	132	5502 AVIS-1T2	132	1	45	45	100	140	1.97
(14)	2560 PANNI-2	220	5565 PANNI-D1	132	1	54	250	250	250	1.97
(15)	2560 PANNI-2	220	5566 PANNI-D2	132	1	54	250	250	250	1.97
(16)	1250 RANTE-1	132	2250 RANTE-2	220	1	-21	105	105	105	1.97
(17)	1705 N_ANUR-1	132	2705 N_ANUR-2	220	1	-47	300	300	300	1.97
(18)	1705 N_ANUR-1	132	2705 N_ANUR-2	220	2	-47	300	300	300	1.97
(19)	1250 RANTE-1	132	1620 BADUL-1	132	2	34	45	100	140	1.96
(20)	1560 PANNI-1	132	5566 PANNI-D2	132	1	-54	250	250	250	1.96
(21)	1560 PANNI-1	132	5565 PANNI-D1	132	1	-54	250	250	250	1.96
(22)	2300 KELAN-2	220	5300 KELAN-D2	132	1	29	150	150	150	1.96
(23)	2300 KELAN-2	220	5301 KELAN-D1	132	1	29	150	150	150	1.96
(24)	1200 UKUWE-1	132	1690 HABAR-1	132	1	21	45	100	140	1.96
(25)	1110 N-LAX-1	132	1630 BALAN-1	132	1	31	45	100	140	1.96
(26)	1110 N-LAX-1	132	1630 BALAN-1	132	2	31	45	100	140	1.96
(27)	1560 PANNI-1	132	5562 PANAD-T2	132	2	26	150	200	230	1.96
(28)	1560 PANNI-1	132	5561 PANAD-T1	132	1	26	150	200	230	1.96
(29)	1510 SITHA-1	132	5501 AVIS-1T1	132	1	34	45	100	140	1.96
(30)	1250 RANTE-1	132	1620 BADUL-1	132	1	29	105	140	160	1.96
(31)	1300 KELAN-1	132	5300 KELAN-D2	132	1	-29	150	150	150	1.96
(32)	1300 KELAN-1	132	5301 KELAN-D1	132	1	-29	150	150	150	1.96
(33)	1550 KOLON-1	132	5502 AVIS-1T2	132	2	-31	45	100	140	1.96
(34)	1550 KOLON-1	132	5501 AVIS-1T1	132	1	-31	45	100	140	1.96
(35)	1170 SAMAN-1	132	1630 BALAN-1	132	1	38	165	225	250	1.96
(36)	1170 SAMAN-1	132	1630 BALAN-1	132	2	38	165	225	250	1.96
(37)	1820 ATHUR-1	132	5531 THULH-T1	132	1	-28	45	100	140	1.96
(38)	1820 ATHUR-1	132	5532 THULH-T2	132	2	-28	45	100	140	1.96
(39)	1530 THULH-1	132	5531 THULH-T1	132	1	-26	45	100	140	1.96
(40)	1530 THULH-1	132	5532 THULH-T2	132	2	-26	45	100	140	1.96
(41)	1700 ANURA-1	132	1810 PUTTA-1	132	1	14	45	100	140	1.96
(42)	1700 ANURA-1	132	1810 PUTTA-1	132	2	14	45	100	140	1.96
(43)	1700 ANURA-1	132	5720 KILIN-T1	132	1	7	45	100	140	1.95
(44)	1700 ANURA-1	132	5721 KILIN-T2	132	2	7	45	100	140	1.95
(45)	1130 POLPI-1	132	1220 KOTMA-1	132	1	28	45	100	140	1.95
(46)	1130 POLPI-1	132	1220 KOTMA-1	132	2	28	45	100	140	1.95
(47)	1170 SAMAN-1	132	1660 EMBIL-1	132	1	22	105	140	160	1.95
(48)	1170 SAMAN-1	132	1660 EMBIL-1	132	2	22	105	140	160	1.95
(49)	1690 HABAR-1	132	1700 ANURA-1	132	1	-14	45	100	140	1.95
(50)	1580 KOTUG-1	132	1600 BOLAW-1	132	1	38	165	225	255	1.95
(51)	1580 KOTUG-1	132	1600 BOLAW-1	132	2	38	165	225	255	1.95
(52)	1220 KOTMA-1	132	1770 KIRIB-1	132	1	28	45	100	140	1.95
(53)	1220 KOTMA-1	132	1770 KIRIB-1	132	2	28	45	100	140	1.95
(54)	1660 EMBIL-1	132	1670 MATAR-1	132	1	17	45	100	140	1.95
(55)	1660 EMBIL-1	132	1670 MATAR-1	132	2	17	45	100	140	1.95
(56)	1110 N-LAX-1	132	1130 POLPI-1	132	1	47	45	100	140	1.95
(57)	1110 N-LAX-1	132	1130 POLPI-1	132	2	47	45	100	140	1.95
(58)	1800 MATUG-1	132	5561 PANAD-T1	132	1	-12	150	200	230	1.95
(59)	1800 MATUG-1	132	5562 PANAD-T2	132	2	-12	150	200	230	1.95
(60)	1100 LAX-1	132	1130 POLPI-1	132	1	45	45	100	140	1.95
(61)	1100 LAX-1	132	1130 POLPI-1	132	2	45	45	100	140	1.95
(62)	1300 KELAN-1	132	1550 KOLON-1	132	1	45	57	170	225	1.95
(63)	1300 KELAN-1	132	1550 KOLON-1	132	2	45	57	170	225	1.95
(64)	1850 PANAD-1	132	5561 PANAD-T1	132	1	-14	45	100	140	1.95
(65)	1850 PANAD-1	132	5562 PANAD-T2	132	2	-14	45	100	140	1.95

表A6.2.3-1　2005年系統の過負荷ランキング

```
O TPLAN * INTERACTIVE TRANSMISSION PLANNING PROGRAM *
O POWER SYSTEM ANALYSIS FOR YEAR 2005
O NIGHT PEAK CONDITIONS / RAINY SEASON
O
O                *** BRANCH OVERLOAD RANKING BASED ON  1.00 OF RATING-B ***
O  RANK  FROM BUS       KV     TO BUS       KV  ID  FLOW RATA RATB RATC      PI
O (   1) 2230 VICTO-2  220  2240 RANDE-2  220 1    -92  550  750  850    29.6
O (   2) 1650 GALLE-1  132  3650 GALLE-3 33.0 1     32   60   60   60    28.0
O (   3) 1130 POLPI-1  132  5502 AVIS-1T2 132 1     53   45  100  140    26.8
O (   4) 1130 POLPI-1  132  1510 SITHA-1  132 1     59   45  100  140    26.7
O (   5) 3580 KOTUG-3 33.0  5581 KOTU-DU1 220 1    -32   60   60   60    26.7
O (   6) 3580 KOTUG-3 33.0  5582 KOTU-DU2 220 1    -32   60   60   60    26.7
O (   7) 2220 KOTMA-2  220  2570 BIYAG-2  220 1    179  550  750  850    26.6
O (   8) 2220 KOTMA-2  220  2570 BIYAG-2  220 2    179  550  750  850    26.6
O (   9) 1480 MEDEGA-1 132  1620 BADUL-1  132 1    -29   45  100  130    26.6
O (  10) 1160 INGIN-1  132  1480 MEDEGA-1 132 1    -25   45  100  130    26.4
O (  11) 1150 AMPA-1   132  1160 INGIN-1  132 1    -24   45  100  140    26.4
O (  12) 1570 BIYAG-1  132  1590 SAPUG-1  132 1    117  165  225  255    26.4
O (  13) 1570 BIYAG-1  132  1590 SAPUG-1  132 2    117  165  225  255    26.4
O (  14) 1130 POLPI-1  132  5531 THULH-T1 132 1     60   45  100  140    26.4
O (  15) 1130 POLPI-1  132  5532 THULH-T2 132 2     60   45  100  140    26.4
O (  16) 1560 PANNI-1  132  5566 PANNI-D2 132 1    -67  250  250  250    26.3
O (  17) 1560 PANNI-1  132  5565 PANNI-D1 132 1    -67  250  250  250    26.3
O (  18) 1110 N-LAX-1  132  1630 BALAN-1  132 1     30   45  100  140    26.3
O (  19) 1110 N-LAX-1  132  1630 BALAN-1  132 2     30   45  100  140    26.3
O (  20) 2560 PANNI-2  220  5566 PANNI-D2 132 1     67  250  250  250    26.3
O (  21) 2560 PANNI-2  220  5565 PANNI-D1 132 1     67  250  250  250    26.3
O (  22) 1560 PANNI-1  132  1790 RATMA-1  132 1     38   45  100  140    26.3
O (  23) 1560 PANNI-1  132  1790 RATMA-1  132 2     38   45  100  140    26.3
O (  24) 1580 KOTUG-1  132  5582 KOTU-DU2 220 1    -62  250  250  250    26.2
O (  25) 1580 KOTUG-1  132  5581 KOTU-DU1 220 1    -62  250  250  250    26.2
O (  26) 2220 KOTMA-2  220  2230 VICTO-2  220 1   -150  550  750  850    26.2
O (  27) 2220 KOTMA-2  220  2230 VICTO-2  220 2   -150  550  750  850    26.2
O (  28) 2560 PANNI-2  220  2570 BIYAG-2  220 1   -112  275  375  425    26.2
O (  29) 2560 PANNI-2  220  2570 BIYAG-2  220 2   -112  275  375  425    26.2
O (  30) 1110 N-LAX-1  132  1130 POLPI-1  132 1     42   45  100  140    26.2
O (  31) 1110 N-LAX-1  132  1130 POLPI-1  132 2     42   45  100  140    26.2
O (  32) 1550 KOLON-1  132  2550 KOLON-2  220 1    -56  150  150  150    26.2
O (  33) 1550 KOLON-1  132  2550 KOLON-2  220 2    -56  150  150  150    26.2
O (  34) 1220 KOTMA-1  132  1770 KIRIB-1  132 1     35   45  100  140    26.2
O (  35) 1220 KOTMA-1  132  1770 KIRIB-1  132 2     35   45  100  140    26.2
O (  36) 2805 PUTTA-P2 220  2865 N_CHIL-2 220 1    149 1100 1500 1700    26.2
O (  37) 2805 PUTTA-P2 220  2865 N_CHIL-2 220 2    149 1100 1500 1700    26.2
O (  38) 1800 MATUG-1  132  5422 HORAN-D2 132 1     17  150  200  230    26.2
O (  39) 1420 HORAN-1  132  5422 HORAN-D2 132 1    -17  144  185  200    26.2
O (  40) 1630 BALAN-1  132  1640 DENIY-1  132 1     35   40   80  110    26.2
O (  41) 1650 GALLE-1  132  1655 N-GALL-1 132 1    -26   40   80  110    26.2
O (  42) 1650 GALLE-1  132  1655 N-GALL-1 132 2    -26   40   80  110    26.2
O (  43) 1410 KUKULE-1 132  1800 MATUG-1  132 1     40  144  185  200    26.2
O (  44) 1410 KUKULE-1 132  1800 MATUG-1  132 2     40  144  185  200    26.2
O (  45) 1550 KOLON-1  132  5502 AVIS-1T2 132 2    -32   45  100  140    26.2
O (  46) 1510 SITHA-1  132  5501 AVIS-1T1 132 1     40   45  100  140    26.2
O (  47) 1460 POLON-1  132  1690 HABAR-1  132 1    -14   45  100  140    26.2
O (  48) 2830 VEYAN-2  220  2865 N_CHIL-2 220 1    -99 1100 1500 1700    26.2
O (  49) 2830 VEYAN-2  220  2865 N_CHIL-2 220 2    -99 1100 1500 1700    26.2
O (  50) 1630 BALAN-1  132  1655 N-GALL-1 132 1     23   40   80  110    26.2
O (  51) 1590 SAPUG-1  132  1595 KHD -1   132 1     73  165  225  255    26.1
O (  52) 1590 SAPUG-1  132  1595 KHD -1   132 2     73  165  225  255    26.1
O (  53) 1240 VAVUNI-1 132  5720 KILIN-T1 132 1     22   45  100  140    26.1
O (  54) 1240 VAVUNI-1 132  5721 KILIN-T2 132 2     22   45  100  140    26.1
O (  55) 1200 UKUWE-1  132  1690 HABAR-1  132 1     20   45  100  140    26.1
O (  56) 1100 LAX-1    132  1130 POLPI-1  132 1     40   45  100  140    26.1
O (  57) 1100 LAX-1    132  1130 POLPI-1  132 2     40   45  100  140    26.1
O (  58) 1310 SAPU-1P  132  1570 BIYAG-1  132 1     29   45  100  140    26.1
O (  59) 1310 SAPU-1P  132  1570 BIYAG-1  132 2     29   45  100  140    26.1
O (  60) 1890 DEHIWA-1 132  5891 DEHI-DU1 132 1    -44  250  250  250    26.1
O (  61) 1890 DEHIWA-1 132  5892 DEHI-DU2 132 2    -44  250  250  250    26.1
O (  62) 1800 MATUG-1  132  5564 PANAD-D4 132 1     18  150  200  230    26.1
O (  63) 1850 PANAD-1  132  5564 PANAD-D4 132 1    -18   45  100  140    26.1
O (  64) 1500 AVISS-1  132  5502 AVIS-1T2 132 2    -20   45  100  140    26.1
O (  65) 1170 SAMAN-1  132  1660 EMBIL-1  132 1     33  105  140  160    26.1
```

表A6.2.3-2　2005年系統の電圧崩壊ランキング

```
TPLAN * INTERACTIVE TRANSMISSION PLANNING PROGRAM *
POWER SYSTEM ANALYSIS FOR YEAR 2005
NIGHT PEAK CONDITIONS / RAINY SEASON

          *** BRANCH Voltage Collapse RANKING BASED ON  1.00 OF RATING-B ***
 RANK   FROM BUS       KV     TO BUS       KV  ID  FLOW RATA RATB RATC      PI
(   1) 2220 KOTMA-2  220  2570 BIYAG-2  220 1    179  550  750  850   3.06
(   2) 2220 KOTMA-2  220  2570 BIYAG-2  220 2    179  550  750  850   3.06
(   3) 3580 KOTUG-3 33.0  5581 KOTU-DU1 220 1    -32   60   60   60   3.05
(   4) 3580 KOTUG-3 33.0  5582 KOTU-DU2 220 1    -32   60   60   60   3.05
(   5) 2805 PUTTA-P2 220  2865 N_CHIL-2 220 1    149 1100 1500 1700   2.96
(   6) 2805 PUTTA-P2 220  2865 N_CHIL-2 220 2    149 1100 1500 1700   2.96
(   7) 2230 VICTO-2  220  2240 RANDE-2  220 1    -92  550  750  850   2.93
(   8) 2220 KOTMA-2  220  2230 VICTO-2  220 1   -150  550  750  850   2.92
(   9) 2220 KOTMA-2  220  2230 VICTO-2  220 2   -150  550  750  850   2.92
(  10) 1480 MEDEGA-1 132  1620 BADUL-1  132 1    -29   45  100  130   2.92
(  11) 1580 KOTUG-1  132  5582 KOTU-DU2 220 1    -62  250  250  250   2.90
(  12) 1580 KOTUG-1  132  5581 KOTU-DU1 220 1    -62  250  250  250   2.90
(  13) 1160 INGIN-1  132  1480 MEDEGA-1 132 1    -25   45  100  130   2.90
(  14) 1650 GALLE-1  132  3650 GALLE-3 33.0 1     32   60   60   60   2.90
(  15) 1150 AMPA-1   132  1160 INGIN-1  132 1    -24   45  100  140   2.90
(  16) 1130 POLPI-1  132  5531 THULH-T1 132 1     60   45  100  140   2.89
(  17) 1130 POLPI-1  132  5532 THULH-T2 132 2     60   45  100  140   2.89
(  18) 1130 POLPI-1  132  1510 SITHA-1  132 1     59   45  100  140   2.89
(  19) 2240 RANDE-2  220  2250 RANTE-2  220 1     30  550  750  850   2.88
(  20) 1130 POLPI-1  132  5502 AVIS-1T2 132 1     53   45  100  140   2.88
(  21) 2560 PANNI-2  220  2570 BIYAG-2  220 1   -112  275  375  425   2.88
(  22) 2560 PANNI-2  220  2570 BIYAG-2  220 2   -112  275  375  425   2.88
(  23) 1630 BALAN-1  132  1640 DENIY-1  132 1     35   40   80  110   2.88
(  24) 1865 N_CHIL-1 132  2865 N_CHIL-2 220 1    -50  150  150  150   2.87
(  25) 1865 N_CHIL-1 132  2865 N_CHIL-2 220 2    -50  150  150  150   2.87
(  26) 2220 KOTMA-2  220  2705 N_ANUR-2 220 1     39  275  375  425   2.87
(  27) 2220 KOTMA-2  220  2705 N_ANUR-2 220 2     39  275  375  425   2.87
(  28) 1730 CHUNN-1  132  5720 KILIN-T1 132 1    -16   45  100  140   2.87
(  29) 1730 CHUNN-1  132  5721 KILIN-T2 132 2    -16   45  100  140   2.87
(  30) 1250 RANTE-1  132  1620 BADUL-1  132 2     38   45  100  140   2.87
(  31) 1550 KOLON-1  132  2550 KOLON-2  220 1    -56  150  150  150   2.87
(  32) 1550 KOLON-1  132  2550 KOLON-2  220 2    -56  150  150  150   2.87
(  33) 1805 PUTTA-P1 132  1810 PUTTA-1  132 1     61  332  451  508   2.87
(  34) 1805 PUTTA-P1 132  1810 PUTTA-1  132 2     61  332  451  508   2.87
(  35) 1570 BIYAG-1  132  1590 SAPUG-1  132 1    117  165  225  255   2.87
(  36) 1570 BIYAG-1  132  1590 SAPUG-1  132 2    117  165  225  255   2.87
(  37) 1510 SITHA-1  132  5501 AVIS-1T1 132 1     40   45  100  140   2.87
(  38) 2560 PANNI-2  220  5566 PANNI-D2 132 1     67  250  250  250   2.86
(  39) 2560 PANNI-2  220  5565 PANNI-D1 132 1     67  250  250  250   2.86
(  40) 1650 GALLE-1  132  3650 GALLE-3 33.0 2     20   32   32   32   2.86
(  41) 1250 RANTE-1  132  1620 BADUL-1  132 1     33  105  140  160   2.86
(  42) 1600 BOLAW-1  132  1865 N_CHIL-1 132 1    -26   45  100  140   2.86
(  43) 1600 BOLAW-1  132  1865 N_CHIL-1 132 2    -26   45  100  140   2.86
(  44) 1805 PUTTA-P1 132  2805 PUTTA-P2 220 1    -61  250  250  250   2.86
(  45) 1805 PUTTA-P1 132  2805 PUTTA-P2 220 2    -61  250  250  250   2.86
(  46) 1820 ATHUR-1  132  5531 THULH-T1 132 1    -32   45  100  140   2.86
(  47) 1820 ATHUR-1  132  5532 THULH-T2 132 2    -32   45  100  140   2.86
(  48) 2830 VEYAN-2  220  2865 N_CHIL-2 220 1    -99 1100 1500 1700   2.86
(  49) 2830 VEYAN-2  220  2865 N_CHIL-2 220 2    -99 1100 1500 1700   2.86
(  50) 1170 SAMAN-1  132  1660 EMBIL-1  132 1     33  105  140  160   2.86
(  51) 1170 SAMAN-1  132  1660 EMBIL-1  132 2     33  105  140  160   2.86
(  52) 1410 KUKULE-1 132  1800 MATUG-1  132 1     40  144  185  200   2.86
(  53) 1410 KUKULE-1 132  1800 MATUG-1  132 2     40  144  185  200   2.86
(  54) 1240 VAVUNI-1 132  1700 ANURA-1  132 1    -25   45  100  140   2.86
(  55) 1240 VAVUNI-1 132  1700 ANURA-1  132 2    -25   45  100  140   2.86
(  56) 1110 N-LAX-1  132  1630 BALAN-1  132 1     30   45  100  140   2.86
(  57) 1110 N-LAX-1  132  1630 BALAN-1  132 2     30   45  100  140   2.86
(  58) 1240 VAVUNI-1 132  5720 KILIN-T1 132 1     22   45  100  140   2.86
(  59) 1240 VAVUNI-1 132  5721 KILIN-T2 132 2     22   45  100  140   2.86
(  60) 1200 UKUWE-1  132  1690 HABAR-1  132 1     20   45  100  140   2.86
(  61) 1560 PANNI-1  132  5565 PANNI-D1 132 1    -67  250  250  250   2.86
(  62) 1560 PANNI-1  132  5566 PANNI-D2 132 1    -67  250  250  250   2.86
(  63) 1630 BALAN-1  132  1655 N-GALL-1 132 1     23   40   80  110   2.86
(  64) 2570 BIYAG-2  220  2580 KOTUG-2  220 1    -38  275  375  425   2.86
(  65) 2570 BIYAG-2  220  2580 KOTUG-2  220 2    -38  275  375  425   2.86
```

表A6.2.4-1　2010年系統の過負荷ランキング

```
O TPLAN * INTERACTIVE TRANSMISSION PLANNING PROGRAM *
O POWER SYSTEM ANALYSIS FOR YEAR 2010
O RAINY SEASON NIGHT PEAK WITH SPLIT ON AMPARA
O
O                *** BRANCH OVERLOAD RANKING BASED ON  1.00 OF RATING-B ***
O  RANK  FROM BUS       KV     TO BUS       KV  ID  FLOW RATA RATB RATC      PI
O (   1) 1650 GALLE-1   132   3650 GALLE-3 33.0  1    41   60   60   60    44.4
O (   2) 2230 VICTO-2   220   2240 RANDE-2  220  1   -77  550  750  850    43.5
O (   3) 2690 N_HABA-2  220   2715 TRINC-P2 220  1  -276 1100 1500 1700    42.6
O (   4) 2690 N_HABA-2  220   2715 TRINC-P2 220  2  -276 1100 1500 1700    42.6
O (   5) 1135 N-POLP-1  132   1500 AVISS-1  132  1    59   45  100  140    41.8
O (   6) 2550 KOLON-2   220   5552 KOLON-D2 132  2    86  250  250  250    41.8
O (   7) 2550 KOLON-2   220   5551 KOLON-D1 132  1    86  250  250  250    41.8
O (   8) 1550 KOLON-1   132   5552 KOLON-D2 132  2   -86  250  250  250    41.8
O (   9) 1550 KOLON-1   132   5551 KOLON-D1 132  1   -86  250  250  250    41.8
O (  10) 1570 BIYAG-1   132   5570 BIYA-DU1 132  1   -84  250  250  250    41.7
O (  11) 2560 PANNI-2   220   5566 PANNI-D2 132  1   110  250  250  250    41.7
O (  12) 2560 PANNI-2   220   5567 PANNI-D3 132  1   110  250  250  250    41.7
O (  13) 2560 PANNI-2   220   5565 PANNI-D1 132  1   110  250  250  250    41.7
O (  14) 2830 VEYAN-2   220   2865 N_CHIL-2 220  1  -139  825 1125 1275    41.6
O (  15) 2830 VEYAN-2   220   2865 N_CHIL-2 220  2  -139  825 1125 1275    41.6
O (  16) 1800 MATUG-1   132   5422 HORAN-D2 132  1    36  150  200  230    41.6
O (  17) 1420 HORAN-1   132   5422 HORAN-D2 132  1   -35  144  185  200    41.6
O (  18) 2690 N_HABA-2  220   2900 WARIYA-2 220  1   161 1100 1500 1700    41.6
O (  19) 2690 N_HABA-2  220   2900 WARIYA-2 220  2   161 1100 1500 1700    41.6
O (  20) 1800 MATUG-1   132   5564 PANAD-D4 132  1    42  150  200  230    41.6
O (  21) 1850 PANAD-1   132   5564 PANAD-D4 132  1   -42  106  140  158    41.6
O (  22) 1560 PANNI-1   132   1790 RATMA-1  132  1    46   45  100  140    41.5
O (  23) 1560 PANNI-1   132   1790 RATMA-1  132  2    46   45  100  140    41.5
O (  24) 2830 VEYAN-2   220   2900 WARIYA-2 220  1  -160 1100 1500 1700    41.5
O (  25) 2830 VEYAN-2   220   2900 WARIYA-2 220  2  -160 1100 1500 1700    41.5
O (  26) 2220 KOTMA-2   220   2570 BIYAG-2  220  1   160  550  750  850    41.5
O (  27) 2220 KOTMA-2   220   2570 BIYAG-2  220  2   160  550  750  850    41.5
O (  28) 1360 BOOS-1    132   2360 BOOS-2   220  1   -72  150  150  150    41.5
O (  29) 1360 BOOS-1    132   2360 BOOS-2   220  2   -72  150  150  150    41.5
O (  30) 1310 SAPU-1P   132   1590 SAPUG-1  132  1   111  165  225  255    41.5
O (  31) 1310 SAPU-1P   132   1590 SAPUG-1  132  2   111  165  225  255    41.5
O (  32) 1715 TRINC-P1  132   2715 TRINC-P2 220  1   -96  150  150  150    41.5
O (  33) 1715 TRINC-P1  132   2715 TRINC-P2 220  2   -96  150  150  150    41.5
O (  34) 1650 GALLE-1   132   1655 N-GALL-1 132  1   -33   40   80  110    41.5
O (  35) 1650 GALLE-1   132   1655 N-GALL-1 132  2   -33   40   80  110    41.5
O (  36) 1135 N-POLP-1  132   2135 N-POLP-2 220  1   -84  500  500  500    41.4
O (  37) 1705 N_ANUR-1  132   2705 N_ANUR-2 220  1   -37  300  300  300    41.4
O (  38) 1830 VEYAN-1   132   2830 VEYAN-2  220  1   -55  150  150  150    41.4
O (  39) 1830 VEYAN-1   132   2830 VEYAN-2  220  2   -55  150  150  150    41.4
O (  40) 1830 VEYAN-1   132   2830 VEYAN-2  220  3   -55  150  150  150    41.4
O (  41) 1860 CHILL-1   132   1865 N_CHIL-1 132  1   -36   45  100  140    41.4
O (  42) 1860 CHILL-1   132   1865 N_CHIL-1 132  2   -36   45  100  140    41.4
O (  43) 1530 THULH-1   132   1830 VEYAN-1  132  1   -47  165  225  255    41.4
O (  44) 1530 THULH-1   132   1830 VEYAN-1  132  2   -47  165  225  255    41.4
O (  45) 1110 N-LAX-1   132   1630 BALAN-1  132  1    25   45  100  140    41.3
O (  46) 1110 N-LAX-1   132   1630 BALAN-1  132  2    25   45  100  140    41.3
O (  47) 1570 BIYAG-1   132   5571 BIYA-DU2 132  1   -84  250  250  250    41.3
O (  48) 1800 MATUG-1   132   5801 MATU-DU1 220  1   -37  150  150  150    41.3
O (  49) 1800 MATUG-1   132   5802 MATU-DU2 220  2   -37  150  150  150    41.3
O (  50) 1560 PANNI-1   132   5261 KESBE-D1 132  1    46  150  200  230    41.3
O (  51) 1560 PANNI-1   132   5262 KESBE-D2 132  1    46  150  200  230    41.3
O (  52) 1260 KESBE-1   132   5261 KESBE-D1 132  1   -46  115  145  158    41.3
O (  53) 1260 KESBE-1   132   5262 KESBE-D2 132  1   -46  115  145  158    41.3
O (  54) 1100 LAX-1     132   5522 NUWAR-T2 132  2    21   45  100  140    41.3
O (  55) 1100 LAX-1     132   5521 NUWAR-T1 132  1    21   45  100  140    41.3
O (  56) 2800 MATUG-2   220   5801 MATU-DU1 220  1    37  150  150  150    41.3
O (  57) 2800 MATUG-2   220   5802 MATU-DU2 220  2    37  150  150  150    41.3
O (  58) 1135 N-POLP-1  132   1510 SITHA-1  132  1    62   45  100  140    41.3
O (  59) 2580 KOTUG-2   220   2830 VEYAN-2  220  1  -141  550  750  850    41.3
O (  60) 2580 KOTUG-2   220   2830 VEYAN-2  220  2  -141  550  750  850    41.3
O (  61) 1310 SAPU-1P   132   1570 BIYAG-1  132  1   -82  165  225  255    41.3
O (  62) 1310 SAPU-1P   132   1570 BIYAG-1  132  2   -82  165  225  255    41.3
O (  63) 1350 MATAL-1   132   1690 HABAR-1  132  1    13   45  100  140    41.3
O (  64) 2300 KELAN-2   220   5301 KELAN-D1 132  1   -31  150  150  150    41.3
O (  65) 2300 KELAN-2   220   5300 KELAN-D2 132  1   -31  150  150  150    41.3
```

表A6.2.4-2　2010年系統の電圧崩壊ランキング

TPLAN * INTERACTIVE TRANSMISSION PLANNING PROGRAM *
POWER SYSTEM ANALYSIS FOR YEAR 2010
RAINY SEASON NIGHT PEAK WITH SPLIT ON AMPARA

*** BRANCH Voltage Collapse RANKING BASED ON 1.00 OF RATING-B ***

RANK	FROM BUS	KV	TO BUS	KV	ID	FLOW	RATA	RATB	RATC	PI
(1)	2690 N_HABA-2	220	2715 TRINC-P2	220	1	-276	1100	1500	1700	6.40
(2)	2690 N_HABA-2	220	2715 TRINC-P2	220	2	-276	1100	1500	1700	6.40
(3)	2815 PUTTA-P2	220	2865 N_CHIL-2	220	1	251	825	1125	1275	6.17
(4)	2815 PUTTA-P2	220	2865 N_CHIL-2	220	2	251	825	1125	1275	6.17
(5)	2690 N_HABA-2	220	2900 WARIYA-2	220	1	161	1100	1500	1700	5.93
(6)	2690 N_HABA-2	220	2900 WARIYA-2	220	2	161	1100	1500	1700	5.93
(7)	2230 VICTO-2	220	2240 RANDE-2	220	1	-77	550	750	850	5.92
(8)	2220 KOTMA-2	220	2570 BIYAG-2	220	1	160	550	750	850	5.90
(9)	2220 KOTMA-2	220	2570 BIYAG-2	220	2	160	550	750	850	5.90
(10)	1570 BIYAG-1	132	5571 BIYA-DU2	132	1	-84	250	250	250	5.90
(11)	2830 VEYAN-2	220	2900 WARIYA-2	220	1	-160	1100	1500	1700	5.90
(12)	2830 VEYAN-2	220	2900 WARIYA-2	220	2	-160	1100	1500	1700	5.90
(13)	2580 KOTUG-2	220	5583 KOTU-DU3	220	1	82	250	250	250	5.89
(14)	3580 KOTUG-3	33.0	5583 KOTU-DU3	220	1	-26	60	60	60	5.89
(15)	1580 KOTUG-1	132	5583 KOTU-DU3	220	1	-56	250	250	250	5.86
(16)	1690 HABAR-1	132	1700 ANURA-1	132	1	-56	45	100	140	5.85
(17)	1650 GALLE-1	132	3650 GALLE-3	33.0	1	41	60	60	60	5.84
(18)	1570 BIYAG-1	132	5572 BIYA-DU2	132	1	-84	250	250	250	5.83
(19)	2570 BIYAG-2	220	5572 BIYA-DU2	132	1	112	250	250	250	5.83
(20)	1135 N-POLP-1	132	1500 AVISS-1	132	1	59	45	100	140	5.83
(21)	2350 MATAL-2	220	2690 N_HABA-2	220	1	-95	275	375	425	5.83
(22)	2350 MATAL-2	220	2690 N_HABA-2	220	2	-95	275	375	425	5.83
(23)	2135 N-POLP-2	220	2230 VICTO-2	220	1	-115	550	750	850	5.82
(24)	2135 N-POLP-2	220	2230 VICTO-2	220	2	-115	550	750	850	5.82
(25)	1715 TRINC-P1	132	2715 TRINC-P2	220	1	-96	150	150	150	5.82
(26)	1715 TRINC-P1	132	2715 TRINC-P2	220	2	-96	150	150	150	5.82
(27)	2550 KOLON-2	220	5552 KOLON-D2	132	2	86	250	250	250	5.82
(28)	2550 KOLON-2	220	5551 KOLON-D1	132	1	86	250	250	250	5.82
(29)	1700 ANURA-1	132	1710 TRINC-1	132	1	-45	45	100	140	5.82
(30)	1700 ANURA-1	132	1710 TRINC-1	132	2	-45	45	100	140	5.82
(31)	1720 KILIN-1	132	1730 CHUNN-1	132	1	24	45	100	140	5.81
(32)	1720 KILIN-1	132	1730 CHUNN-1	132	2	24	45	100	140	5.81
(33)	2830 VEYAN-2	220	2865 N_CHIL-2	220	1	-139	825	1125	1275	5.81
(34)	2830 VEYAN-2	220	2865 N_CHIL-2	220	2	-139	825	1125	1275	5.81
(35)	1135 N-POLP-1	132	1510 SITHA-1	132	1	62	45	100	140	5.81
(36)	1710 TRINC-1	132	1720 KILIN-1	132	1	33	115	145	158	5.81
(37)	1710 TRINC-1	132	1720 KILIN-1	132	2	33	115	145	158	5.81
(38)	2560 PANNI-2	220	5565 PANNI-D1	132	1	110	250	250	250	5.80
(39)	2560 PANNI-2	220	5566 PANNI-D2	132	1	110	250	250	250	5.80
(40)	2560 PANNI-2	220	5567 PANNI-D3	132	1	110	250	250	250	5.80
(41)	1130 POLPI-1	132	1380 JUNC-1	132	1	67	45	100	140	5.80
(42)	1130 POLPI-1	132	1380 JUNC-1	132	2	67	45	100	140	5.80
(43)	1865 N_CHIL-1	132	2865 N_CHIL-2	220	1	-75	150	150	150	5.80
(44)	1865 N_CHIL-1	132	2865 N_CHIL-2	220	2	-75	150	150	150	5.80
(45)	1865 N_CHIL-1	132	2865 N_CHIL-2	220	3	-75	150	150	150	5.80
(46)	1135 N-POLP-1	132	2135 N-POLP-2	220	1	-84	500	500	500	5.80
(47)	1550 KOLON-1	132	5551 KOLON-D1	132	1	-86	250	250	250	5.80
(48)	1550 KOLON-1	132	5552 KOLON-D2	132	2	-86	250	250	250	5.80
(49)	3570 BIYAG-3	33.0	5572 BIYA-DU2	132	1	-29	60	60	60	5.79
(50)	1600 BOLAW-1	132	1865 N_CHIL-1	132	1	-47	45	100	140	5.79
(51)	1600 BOLAW-1	132	1865 N_CHIL-1	132	2	-47	45	100	140	5.79
(52)	1360 BOOS-1	132	2360 BOOS-2	220	1	-72	150	150	150	5.79
(53)	1360 BOOS-1	132	2360 BOOS-2	220	2	-72	150	150	150	5.79
(54)	1650 GALLE-1	132	3650 GALLE-3	33.0	2	26	32	32	32	5.79
(55)	2270 PADUK-2	220	2560 PANNI-2	220	1	148	550	750	850	5.79
(56)	2270 PADUK-2	220	2560 PANNI-2	220	2	148	550	750	850	5.79
(57)	2240 RANDE-2	220	2250 RANTE-2	220	1	32	550	750	850	5.79
(58)	1250 RANTE-1	132	2250 RANTE-2	220	1	-32	105	105	105	5.79
(59)	2135 N-POLP-2	220	2270 PADUK-2	220	1	74	550	750	850	5.78
(60)	2135 N-POLP-2	220	2270 PADUK-2	220	2	74	550	750	850	5.78
(61)	1200 UKUWE-1	132	1350 MATAL-1	132	1	-45	45	100	140	5.78
(62)	1200 UKUWE-1	132	1350 MATAL-1	132	2	-45	45	100	140	5.78
(63)	2580 KOTUG-2	220	2830 VEYAN-2	220	1	-141	550	750	850	5.78
(64)	2580 KOTUG-2	220	2830 VEYAN-2	220	2	-141	550	750	850	5.78
(65)	2360 BOOS-2	220	2800 MATUG-2	220	1	62	550	750	850	5.78

表A6.2.5-1　2015年系統の過負荷ランキング

2015 RAINY SEASON NIGHT PEAK
OPEN AT AMPARA AND ANNURADHAPURA

*** BRANCH RANKING BY OVERLOAD BASED ON 1.00 OF RATING-B ***

RANK	FROM BUS	KV	TO BUS	KV	ID	FLOW	RATA	RATB	RATC	PI
1)	2690 N_HABA-2	220	2715 TRINC-P2	220	1	-407	1100	1500	1700	73.1
2)	2690 N_HABA-2	220	2715 TRINC-P2	220	2	-407	1100	1500	1700	73.1
3)	1460 POLON-1	132	1690 HABAR-1	132	1	-67	45	100	140	72.1
4)	2570 BIYAG-2	220	5570 BIYA-DU1	132	1	205	250	250	250	71.5
5)	2570 BIYAG-2	220	5572 BIYA-DU2	132	1	205	250	250	250	71.5
6)	3570 BIYAG-3	33.0	5570 BIYA-DU1	132	1	-50	60	60	60	71.5
7)	3570 BIYAG-3	33.0	5572 BIYA-DU2	132	1	-50	60	60	60	71.5
8)	2230 VICTO-2	220	2240 RANDE-2	220	1	-66	550	750	850	71.3
9)	2550 KOLON-2	220	5551 KOLON-D1	132	1	148	250	250	250	71.2
10)	2550 KOLON-2	220	5552 KOLON-D2	132	2	148	250	250	250	71.2
11)	1360 BOOS-1	132	2360 BOOS-2	220	1	-163	150	150	150	71.2
12)	1360 BOOS-1	132	2360 BOOS-2	220	2	-163	150	150	150	71.2
13)	1135 N-POLP-1	132	2135 N-POLP-2	220	1	-140	500	500	500	71.0
14)	3570 BIYAG-3	33.0	5571 BIYA-DU2	132	1	-50	60	60	60	70.9
15)	2260 MAWEL-2	220	4260 MAWEL-G	11.0	1	-270	350	350	350	70.9
16)	2260 MAWEL-2	220	4260 MAWEL-G	11.0	2	-270	350	350	350	70.9
17)	1560 PANNI-1	132	1790 RATMA-1	132	1	73	45	100	140	70.8
18)	1560 PANNI-1	132	1790 RATMA-1	132	2	73	45	100	140	70.8
19)	2570 BIYAG-2	220	5571 BIYA-DU2	132	1	205	250	250	250	70.8
20)	2690 N_HABA-2	220	2900 WARIYA-2	220	1	230	1100	1500	1700	70.7
21)	2690 N_HABA-2	220	2900 WARIYA-2	220	2	230	1100	1500	1700	70.7
22)	3250 RANTE-3	33.0	5251 RANT-DU1	132	1	-7	10	10	10	70.7
23)	3250 RANTE-3	33.0	5252 RANT-DU2	132	1	-7	10	10	10	70.7
24)	2560 PANNI-2	220	5565 PANNI-D1	132	1	185	250	250	250	70.6
25)	2560 PANNI-2	220	5566 PANNI-D2	132	1	185	250	250	250	70.6
26)	2560 PANNI-2	220	5567 PANNI-D3	132	1	185	250	250	250	70.6
27)	1480 MEDEGA-1	132	1620 BADUL-1	132	1	-28	45	100	130	70.6
28)	1310 SAPU-1P	132	1590 SAPUG-1	132	1	185	165	225	255	70.6
29)	1310 SAPU-1P	132	1590 SAPUG-1	132	2	185	165	225	255	70.6
30)	1800 MATUG-1	132	5802 MATU-DU2	220	2	-86	150	150	150	70.6
31)	1800 MATUG-1	132	5801 MATU-DU1	220	1	-86	150	150	150	70.6
32)	2830 VEYAN-2	220	2900 WARIYA-2	220	1	-228	1100	1500	1700	70.5
33)	2830 VEYAN-2	220	2900 WARIYA-2	220	2	-228	1100	1500	1700	70.5
34)	1800 MATUG-1	132	5422 HORAN-D2	132	1	61	150	200	230	70.5
35)	1830 VEYAN-1	132	2830 VEYAN-2	220	1	-95	150	150	150	70.5
36)	1830 VEYAN-1	132	2830 VEYAN-2	220	2	-95	150	150	150	70.5
37)	1830 VEYAN-1	132	2830 VEYAN-2	220	3	-95	150	150	150	70.5
38)	1420 HORAN-1	132	5422 HORAN-D2	132	1	-61	144	185	200	70.5
39)	1650 GALLE-1	132	1655 N-GALL-1	132	1	-49	40	80	110	70.4
40)	1650 GALLE-1	132	1655 N-GALL-1	132	2	-49	40	80	110	70.4
41)	1800 MATUG-1	132	5564 PANAD-D4	132	1	75	150	200	230	70.4
42)	1850 PANAD-1	132	5564 PANAD-D4	132	1	-74	106	140	158	70.4
43)	1530 THULH-1	132	1830 VEYAN-1	132	1	-71	165	225	255	70.3
44)	1530 THULH-1	132	1830 VEYAN-1	132	2	-71	165	225	255	70.3
45)	1580 KOTUG-1	132	5581 KOTU-DU1	220	1	-96	250	250	250	70.3
46)	1580 KOTUG-1	132	5582 KOTU-DU2	220	1	-96	250	250	250	70.3
47)	1580 KOTUG-1	132	5583 KOTU-DU3	220	1	-96	250	250	250	70.3
48)	1160 INGIN-1	132	1480 MEDEGA-1	132	1	-22	45	100	130	70.3
49)	1310 SAPU-1P	132	1570 BIYAG-1	132	1	-156	165	225	255	70.3
50)	1310 SAPU-1P	132	1570 BIYAG-1	132	2	-156	165	225	255	70.3
51)	1135 N-POLP-1	132	1510 SITHA-1	132	1	72	45	100	140	70.3
52)	2360 BOOS-2	220	2800 MATUG-2	220	1	214	550	750	850	70.2
53)	2360 BOOS-2	220	2800 MATUG-2	220	2	214	550	750	850	70.2
54)	1130 POLPI-1	132	1380 JUNC-1	132	1	91	45	100	140	70.2
55)	1130 POLPI-1	132	1380 JUNC-1	132	2	91	45	100	140	70.2
56)	1715 TRINC-P1	132	2715 TRINC-P2	220	1	-127	150	150	150	70.2
57)	1715 TRINC-P1	132	2715 TRINC-P2	220	2	-127	150	150	150	70.2
58)	1570 BIYAG-1	132	5571 BIYA-DU2	132	1	-155	250	250	250	70.2
59)	1860 CHILL-1	132	1865 N_CHIL-1	132	1	-50	45	100	140	70.2
60)	1860 CHILL-1	132	1865 N_CHIL-1	132	2	-50	45	100	140	70.2
61)	1150 AMPA-1	132	1160 INGIN-1	132	1	-19	45	100	140	70.2
62)	1560 PANNI-1	132	5261 KESBE-D1	132	1	60	150	200	230	70.2
63)	1560 PANNI-1	132	5262 KESBE-D2	132	1	60	150	200	230	70.2
64)	1260 KESBE-1	132	5261 KESBE-D1	132	1	-60	115	145	158	70.2
65)	1260 KESBE-1	132	5262 KESBE-D2	132	1	-60	115	145	158	70.2

表A6.2.5-2　2015年系統の電圧崩壊ランキング

```
TPLAN * INTERACTIVE TRANSMISSION PLANNING PROGRAM *
2015 RAINY SEASON NIGHT PEAK
OPEN AT AMPARA AND ANNURADHAPURA

          *** BRANCH VOLTAGE COLLAPSE RANKING BASED ON  1.00 OF RATING-B ***
 RANK   FROM BUS       KV     TO BUS       KV  ID  FLOW RATA RATB RATC      PI
(   1) 2690 N_HABA-2 220  2715 TRINC-P2 220 1   -407 1100 1500 1700   12.6
(   2) 2690 N_HABA-2 220  2715 TRINC-P2 220 2   -407 1100 1500 1700   12.6
(   3) 2260 MAWEL-2  220  4260 MAWEL-G 11.0 1   -270  350  350  350   11.8
(   4) 2260 MAWEL-2  220  4260 MAWEL-G 11.0 2   -270  350  350  350   11.8
(   5) 1460 POLON-1  132  1690 HABAR-1  132 1    -67   45  100  140   11.6
(   6) 2690 N_HABA-2 220  2900 WARIYA-2 220 1    230 1100 1500 1700   11.6
(   7) 2690 N_HABA-2 220  2900 WARIYA-2 220 2    230 1100 1500 1700   11.6
(   8) 2815 PUTTA-P2 220  2865 N_CHIL-2 220 1    213  825 1125 1275   11.5
(   9) 2815 PUTTA-P2 220  2865 N_CHIL-2 220 2    213  825 1125 1275   11.5
(  10) 2830 VEYAN-2  220  2900 WARIYA-2 220 1   -228 1100 1500 1700   11.5
(  11) 2830 VEYAN-2  220  2900 WARIYA-2 220 2   -228 1100 1500 1700   11.5
(  12) 2360 BOOS-2   220  2800 MATUG-2  220 1    214  550  750  850   11.5
(  13) 2360 BOOS-2   220  2800 MATUG-2  220 2    214  550  750  850   11.5
(  14) 1690 HABAR-1  132  1700 ANURA-1  132 1    -93   45  100  140   11.5
(  15) 2220 KOTMA-2  220  2570 BIYAG-2  220 1    180  550  750  850   11.5
(  16) 2220 KOTMA-2  220  2570 BIYAG-2  220 2    180  550  750  850   11.5
(  17) 2350 MATAL-2  220  2690 N_HABA-2 220 1   -152  275  375  425   11.4
(  18) 2350 MATAL-2  220  2690 N_HABA-2 220 2   -152  275  375  425   11.4
(  19) 2260 MAWEL-2  220  2280 SWS-2    220 1    159  550  750  850   11.4
(  20) 2260 MAWEL-2  220  2280 SWS-2    220 2    159  550  750  850   11.4
(  21) 1360 BOOS-1   132  2360 BOOS-2   220 1   -163  150  150  150   11.4
(  22) 1360 BOOS-1   132  2360 BOOS-2   220 2   -163  150  150  150   11.4
(  23) 2270 PADUK-2  220  2280 SWS-2    220 1   -158  550  750  850   11.4
(  24) 2270 PADUK-2  220  2280 SWS-2    220 2   -158  550  750  850   11.4
(  25) 1580 KOTUG-1  132  5582 KOTU-DU2 220 1    -96  250  250  250   11.4
(  26) 1580 KOTUG-1  132  5583 KOTU-DU3 220 1    -96  250  250  250   11.4
(  27) 1580 KOTUG-1  132  5581 KOTU-DU1 220 1    -96  250  250  250   11.4
(  28) 2570 BIYAG-2  220  5572 BIYA-DU2 132 1    205  250  250  250   11.4
(  29) 2570 BIYAG-2  220  5570 BIYA-DU1 132 1    205  250  250  250   11.4
(  30) 3580 KOTUG-3 33.0  5582 KOTU-DU2 220 1    -30   60   60   60   11.4
(  31) 3580 KOTUG-3 33.0  5583 KOTU-DU3 220 1    -30   60   60   60   11.4
(  32) 3580 KOTUG-3 33.0  5581 KOTU-DU1 220 1    -30   60   60   60   11.4
(  33) 1700 ANURA-1  132  1710 TRINC-1  132 1    -67   45  100  140   11.4
(  34) 1700 ANURA-1  132  1710 TRINC-1  132 2    -67   45  100  140   11.4
(  35) 2230 VICTO-2  220  2240 RANDE-2  220 1    -66  550  750  850   11.4
(  36) 3570 BIYAG-3 33.0  5572 BIYA-DU2 132 1    -50   60   60   60   11.4
(  37) 3570 BIYAG-3 33.0  5570 BIYA-DU1 132 1    -50   60   60   60   11.4
(  38) 1715 TRINC-P1 132  2715 TRINC-P2 220 1   -127  150  150  150   11.4
(  39) 1715 TRINC-P1 132  2715 TRINC-P2 220 2   -127  150  150  150   11.4
(  40) 1135 N-POLP-1 132  2135 N-POLP-2 220 1   -140  500  500  500   11.4
(  41) 1310 SAPU-1P  132  1590 SAPUG-1  132 1    185  165  225  255   11.4
(  42) 1310 SAPU-1P  132  1590 SAPUG-1  132 2    185  165  225  255   11.4
(  43) 2270 PADUK-2  220  2560 PANNI-2  220 1    234  550  750  850   11.3
(  44) 2270 PADUK-2  220  2560 PANNI-2  220 2    234  550  750  850   11.3
(  45) 1310 SAPU-1P  132  1570 BIYAG-1  132 1   -156  165  225  255   11.3
(  46) 1310 SAPU-1P  132  1570 BIYAG-1  132 2   -156  165  225  255   11.3
(  47) 1130 POLPI-1  132  1380 JUNC-1   132 1     91   45  100  140   11.3
(  48) 1130 POLPI-1  132  1380 JUNC-1   132 2     91   45  100  140   11.3
(  49) 1865 N_CHIL-1 132  2865 N_CHIL-2 220 1    -98  150  150  150   11.3
(  50) 1865 N_CHIL-1 132  2865 N_CHIL-2 220 2    -98  150  150  150   11.3
(  51) 1865 N_CHIL-1 132  2865 N_CHIL-2 220 3    -98  150  150  150   11.3
(  52) 2560 PANNI-2  220  5567 PANNI-D3 132 1    185  250  250  250   11.3
(  53) 2560 PANNI-2  220  5566 PANNI-D2 132 1    185  250  250  250   11.3
(  54) 2560 PANNI-2  220  5565 PANNI-D1 132 1    185  250  250  250   11.3
(  55) 1135 N-POLP-1 132  1510 SITHA-1  132 1     72   45  100  140   11.3
(  56) 1800 MATUG-1  132  5564 PANAD-D4 132 1     75  150  200  230   11.3
(  57) 1850 PANAD-1  132  5564 PANAD-D4 132 1    -74  106  140  158   11.3
(  58) 1460 POLON-1  132  1780 VALAI-1  132 1     30   45  100  140   11.3
(  59) 2260 MAWEL-2  220  2360 BOOS-2   220 1    109  550  750  850   11.3
(  60) 2260 MAWEL-2  220  2360 BOOS-2   220 2    109  550  750  850   11.3
(  61) 1800 MATUG-1  132  5422 HORAN-D2 132 1     61  150  200  230   11.3
(  62) 1420 HORAN-1  132  5422 HORAN-D2 132 1    -61  144  185  200   11.3
(  63) 1480 MEDEGA-1 132  1620 BADUL-1  132 1    -28   45  100  130   11.3
(  64) 2135 N-POLP-2 220  2230 VICTO-2  220 1   -121  550  750  850   11.3
(  65) 2135 N-POLP-2 220  2230 VICTO-2  220 2   -121  550  750  850   11.3
```

表 A6.3 - 1　2000年時点における整備計画後の電力供給マトリクス

Provinces / Grid Sub-stations	North Central (1) Anuradhapura	North Central (2) Mahaweli	Northern (3) Jaffna	Northern (4) Kilinochchi	Central (5) Nawalapitiya	Central (6) Ukuwela	Central (7) Nuwara Eliya	Central (8) Matale	Central (9) Kandalama	North Western (10) Kurunegala	North Western (11) Wennappuwa	North Western (12) Chilaw	North Western (13) Kekirawa	Western-North (14) Gampaha	Western-North (15) Veyangoda	Western-North (16) Negombo	Western-North (17) Kelaniya	Western-North (18) Jaffna
Energy Demand in 2000	109.7	70.0	110.0	26.3	91.7	147.1	103.9	84.8	94.8	100.0	100.9	230.0	148.3	114.0	89.4	313.7	861.3	242.6
North Central (1) Anuradhapura	100																	
North Central (2) Mahaweli		100						26										
Northern (3) Jaffna			100															
Northern (4) Kilinochchi				100														
Central (5) Kotmale/Samanala					13	81			25									
Central (6) Ukuwela						19		74	64									
Central (7) Nawalapitiya							5		11									
Central (8) Nuwara Eliya							95											
Central (9) Wimalasurendra					87													
North Western (10) Kurunegala										100			8					
North Western (11) Puttalam												50						
North Western (12) Bujampola											95					46		
North Western (13) Chilaw											5	50	92					
Western-North (14) Kotugoda																45		56
Western-North (15) Sapugaskanda																	31	10
Western-North (16) Biyagama														8			29	
Western-North (17) Veyangoda															73	9		
Western-North (18) Anuradhapura														63				22
Western-North (19) Wewalduwa																	40	12
Eastern (20) Trincomalee																		
Eastern (21) Batticaloa																		
Eastern (22) Kalmunai																		
Eastern (23) Ampara																		
Western-South (24) Ratmalana																		
Western-South (25) Homagama																		
Western-South (26) Sri Jayapura																		
Western-South (27) Kalutara																		
Western-South (28) Denawala																		
Western-South (29) Awissawella																		
Southern (30) Hawana																		
Southern (31) Galle																		
Southern (32) Amburugala																		
Southern (33) Hambantota																		
Southern (34) Matara																		
Southern (35) Weligama																		
Uva (36) Badulla																		
Uva (37) Uyanalawa																		
Sabaragamuwa (38) Kegalle																		
Sabaragamuwa (39) Balangoda																		
Sabaragamuwa (40) Kahawatta																		
Sabaragamuwa (41) Colombo																		
Sabaragamuwa (42) Thalawa																		
Sabaragamuwa (43) Kotmale(KPS)																		
Sabaragamuwa (44) Sub-St.Kotugoda																		
Sabaragamuwa (45) Sub-St.(Gen)																		
	100	100	100	100	100	100	100	100	100	100	100	100	100	100	100	100	100	100

Provinces / Grid Sub-stations	Eastern (19) Trincomalee	Eastern (20) Ampara	Eastern (21) Batticaloa	Eastern (22) Kalmunai	Western-South (23) Ratmalana	Western-South (24) Homagama	Western-South (25) Sri Jayapura	Western-South (26) Kalutara	Western-South (27) Denawala	Western-South (28) Awissawella	Western-South (29) Hawana	Southern (30) Galle	Southern (31) Amburugala	Southern (32) Hambantota	Southern (33) Matara	Southern (34) Weligama	Uva (35) Badulla	Uva (36) Uyanalawa	Sabaragamuwa (37) Kegalle	Sabaragamuwa (38) Balangoda	Sabaragamuwa (39) Kahawatta	Sabaragamuwa (40) Colombo
Energy Demand in 2000	107.6	32.9	61.7	24.1	663.6	72.7	557.6	41.2	109.0	49.5	77.5	247.2	78.9	45.3	69.1	78.9	70.4	70.6	283.7	135.0	98.3	981.3
North Central (1) Anuradhapura																						
North Central (2) Mahaweli																						
Northern (3) Jaffna																						
Northern (4) Kilinochchi																						
Central (5) Kotmale/Samanala																						
Central (6) Ukuwela																			22			
Central (7) Nawalapitiya																						
Central (8) Nuwara Eliya																	25					
Central (9) Wimalasurendra																		25				
North Western (10) Kurunegala																						
North Western (11) Puttalam																						
North Western (12) Bujampola																						
North Western (13) Chilaw																						
Western-North (14) Kotugoda																						
Western-North (15) Sapugaskanda							23															
Western-North (16) Biyagama																						
Western-North (17) Veyangoda																						
Western-North (18) Anuradhapura																						
Western-North (19) Wewalduwa																						
Eastern (20) Trincomalee	100																					
Eastern (21) Batticaloa		10																				
Eastern (22) Kalmunai			100	10													5					
Eastern (23) Ampara		90		90																		
Western-South (24) Ratmalana					45.2																	
Western-South (25) Homagama					22.1	85	15															
Western-South (26) Sri Jayapura							11															
Western-South (27) Kalutara								68.4			13.1		26									30
Western-South (28) Denawala																						
Western-South (29) Awissawella			—							70.6										9		
Southern (30) Hawana					7.7			31.6			86.9									7		
Southern (31) Galle																						
Southern (32) Amburugala																						
Southern (33) Hambantota																						
Southern (34) Matara																						
Southern (35) Weligama																						
Uva (36) Badulla																			28			
Uva (37) Uyanalawa						15	15			29.4												
Sabaragamuwa (38) Kegalle							56															
Sabaragamuwa (39) Balangoda					75																	
Sabaragamuwa (40) Kahawatta									100													
Sabaragamuwa (41) Colombo												50	37									
Sabaragamuwa (42) Thalawa														9		51					16	
Sabaragamuwa (43) Kotmale(KPS)														20	100	49						
Sabaragamuwa (44) Sub-St.Kotugoda												50	37									
Sabaragamuwa (45) Sub-St.(Gen)																						
	100	100	100	100	100	100	100	100	100	100	100	100	100	100	100	100	100	100	100	100	100	100

表 A6.3 - 2　2001年時点における整備計画後の電力供給マトリクス

Provinces / CEB's Area	North Central		Northern		Central					North Western				Western-North					Eastern			Western-South							Southern					Uva		Sabaragamuwa			
Provinces / Grid Sub-stations	(1) Anuradhapura	(2) Minneriya	(3) Jaffna	(4) Kilinochchi	(5) Nawalapitiya	(6) Kandy	(7) Nuwara Eliya	(8) Matale	(9) Kurunegala	(10) Kurunegala	(11) Wennappuwa	(12) Chilaw	(13) Kuliyapitiya	(14) Gampaha	(15) Veyangoda	(16) Negombo	(17) Kelaniya	(18) Jaffna	(19) Trincomalee	(20) Ampara	(21) Batticaloa	(22) Katuwana	(23) Ratmalana	(24) Homagama	(25) Sri Jayawardenapura	(26) Kaluthara	(27) Dehiwala	(28) Awissawella	(29) Horana	(30) Galle	(31) Ambalangoda	(32) Hambantota	(33) Matara	(34) Welimada	(35) Badulla	(36) Diyatalawa	(37) Kegalle	(38) Ratnapura	(39) Kahawatta	(40) Colombo
Energy Demand in 2001	119.0	75.3	134.3	31.2	95.2	153.2	109.0	91.9	102.2	115.5	117.2	250.4	198.6	122.4	95.3	332.1	998.1	262.9	113.6	34.2	83.3	25.0	730.3	75.6	607.6	42.8	113.3	51.5	84.2	266.0	85.1	47.1	72.8	35.9	74.2	25.3	315.9	153.5	102.3	1,094.5
North Central (1) Anuradhapura	85																																							
North Central (2) Habarana		40						26											2		45																			
North Central (3) Polonnaruwa		60																																						
Northern (4) Chunnakam			100																																					
Northern (5) Kilinochchi				90																																				
Northern (6) Vavunia	15			10																																				
Central (7) KalPathukumbura					13	81			25																											22				
Central (8) Ukuwela						19		74	64																															
Central (9) Rantembe							5		11																										25					
Central (10) Nuwara Eliya							95																													25				
Central (11) Wimalasurendra					87																																			
North Western (12) Kurunegala										81																														
North Western (16) Puttalam										16		50	5																											
North Western (18) Boiawatta											79					46																								
North Western (13) Chilaw											21	50	7																											
North Western (14) Kuliyapitiya													73																											
Western (15) Kotugodella																45		56																						
Western (15) Sapugaskanda																	31	10							25															
Western (19) Biyagama														8			29																							
Western (20) Veyangoda															73	9																								
Western (21) Anuradhapura														63				22																						
Western (22) Kelaniya																	40	12																						
Eastern (23) Trincomalee																			98																					
Eastern (24) Ingiriyagama																																			5					
Eastern (25) Valaichchenai																					55																			
Eastern (26) Ampara																				100		100																		
Western-South (27) Ratmalana																							35																	
Western-South (28) Panagoriya																							20	39	10															
Western-South (29) G.D.S.S.(Kotamehena)																									15															30
Western-South (30) Matugama																										68.4			13.1		13							9		
Western-South (31) Aviissawella														29														70.6										7		
Western-South (32) Panadura																							15			31.6			86.9											
Western-South (33) Sithawaka																																				28				
Western-South (34) Athurugiriya																								11	16			29.4												
Western-South (35) Sri Jaya'pura																									38															
Western-South (36) Dehiwala																							30				100													
Southern (37) Galle																														45	18									
Southern (38) Deniyaya																																		51					16	
Southern (39) Matara																																22	100	49						
Southern (40) New Galle																														45	36									
Southern (41) Ambalangoda																														10	51									
Southern (42) Hambantota																																69								
Uva (43) Badulla																																			70	60				
Sabaragamuwa (44) Balangoda																																				15		7	54	
Sabaragamuwa (45) Thulhiriya										3			15		27																	9					50		30	
Sabaragamuwa (46) Embilipitiya																																						77		
Sabaragamuwa (47) Ratnapura																																								
Colombo (48) Kelanitissa(KTS)																																								25
Colombo (49) Sub-El(Kolligatiya)																																								25
Colombo (50) Sub-P(Port)																																								20
	100	100	100	100	100	100	100	100	100	100	100	100	100	100	100	100	100	100	100	100	100	100	100	100	100	100	100	100	100	100	100	100	100	100	100	100	100	100	100	100

表 A6.3 - 3　2002年時点における整備計画後の電力供給マトリクス

Province	Grid Sub-area	(1) Anuradhapura	(2) Mannar	(3) Jaffna	(4) Kilinochchi	(5) Nuwaraeliya	(6) Kandy	(7) Nuwaraeliya	(8) Matale	(9) Kandy	(10) Kurunegala	(11) Wayamba	(12) Chilaw	(13) Kuliyapitiya	(14) Gampaha	(15) Veyangoda	(16) Negombo	(17) Kelaniya	(18) Jaffna	(19) Trincomalee	(20) Amparai	(21) Batticaloa	(22) Kalmunai	(23) Kalutara	(24) Homagama	(25) Sri Jayawardenapura	(26) Kaltara	(27) Dehiwala	(28) Avissawella	(29) Ratnapura	(30) Galle	(31) Ambalangoda	(32) Hambantota	(33) Matara	(34) Weligama	(35) Badulla	(36) Deyatalawa	(37) Kegalle	(38) Kurunegala	(39) Kataragama	(40) Colombo
Energy Demand in 2002		179.3	82.2	157.2	35.7	99.4	159.6	112.4	99.8	110.7	129.8	128.7	272.8	191.8	151.5	101.7	351.9	1,008.4	285.1	120.0	35.7	60.6	29.0	304.0	78.7	66.2	44.6	117.9	55.6	91.6	292.2	91.8	49.0	76.9	95.6	78.3	80.4	355.8	174.6	106.6	1,096.2
North Central	(1) Anuradhapura	55																																							
	(2) Habarana		40						26											2		45																			
	(3) Polonnaruwa		60																																						
Northern	(4) Chunnakam			100																																					
	(5) Kilinochchi				60																																				
	(6) Vavuniya	15			10																																				
Central	(7) Kiribathkumbura					13	81			25																															
	(8) Ukuwela						19		74	64																											22				
	(9) Rantembe							5		11																										13					
	(10) Nuwaraeliya							95																													31				
	(11) Watakabawerendra					87																																			
North Western	(12) Kurunegala										81																														
	(16) Puttalam										16		50	5																											
	(18) Polpitiya											79					46																								
	(13) Chilaw											21	50	7																											
	(14) Kuliyapitiya													75																											
Western North	(15) Ketagoda														3		45		50																						
	(15) Sapugaskanda																	28								27															
	(19) Kelaniya																	27																							
	(20) Veyangoda															75	9																								
	(21) Ambalangoda														66				22																						
	(22) Kelaniya																	35	12																						
	(23) Mutwalgawella																	10	16																						
Eastern	(24) Trincomalee																			98																					
	(25) Ingiriyagama																																			3					
	(26) Valaichchenai																					55																			
	(27) Amparai																				100		100																		
Western South	(28) Ratmalana																							35																	
	(29) Panadura																							20	89	5															
	(30) O.P.S.N.(Katunayake)																									14															
	(31) Moratuwa																										68.4					13							9		30
	(32) Avissawella														26														70.6	13.1									7		
	(33) Panadura																							15			31.6			86.9											
	(34) Sithawaka																																					28			
	(35) Athuragiriya																								11	15			29.4												
	(36) Sri Jayawardenapura																									41															
	(37) Dehiwala																							30				100													
Southern	(38) Galle																														45	18			55					16	
	(39) Deniyaya																																22	100	45						
	(40) Matara																														45	18									
	(41) New Galle																														10	51									
	(42) Ambalangoda																																69								
	(43) Hambantota																																								
Uva	(44) Badulla																																			69	52				
	(45) Medagama																																			15					
Sabaragamuwa	(46) Balangoda																																				17		7	54	
	(47) Thulhiriya										3			15		27																						30			
	(48) Embilipitiya																																9							30	
	(49) Ratnapura																																						77		
Colombo	(50) Kolonnawa(KTS)																																								25
	(51) Sub-E(Kollupitiya)																																								25
	(52) Sub-F(Fort)																																								20
		100	100	100	100	100	100	100	100	100	100	100	100	100	100	100	100	100	100	100	100	100	100	100	100	100	100	100	100	100	100	100	100	100	100	100	100	100	100	100	100

表 A6.3 - 4　2003年時点における整備計画後の電力供給マトリクス

Province	Grid Sub-station	North Central (1) Anuradhapura	(2) Minneriya	Northern (3) Jaffna	(4) Kilinochchi	Central (5) Nawalapitiya	(6) Kandy	(7) Nuwaraeliya	(8) Matale	(9) Kundasale	North Western (10) Kurunegala	(11) Wennappuwa	(12) Chilaw	(13) Kuliyapitiya	Western-North (14) Gampaha	(15) Veyangoda	(16) Negombo	(17) Kelaniya	(18) Ja-Ela	Eastern (19) Trincomalee	(20) Ampara	(21) Batticaloa	(22) Kalmunai	Western-South (23) Ratmalana	(24) Homagama	(25) Sri Jayawardenapura	(26) Kaluthara	(27) Dehiwala	(28) Awissawella	(29) Horana	Southern (30) Galle	(31) Ambalangoda	(32) Hambantota	(33) Matara	(34) Weligama	Uva (35) Badulla	(36) Divulapitiya	Sabaragamuwa (37) Kegalle	(38) Ratnapura	(39) Kalutara	(40) Colombo
Victory	Demand in 2003	140.4	99.1	179.5	40.0	109.7	166.3	117.0	108.5	119.6	135.8	141.5	262.2	218.1	141.3	108.4	322.7	223.6	309.7	126.8	37.1	74.0	27.1	885.0	83.9	721.5	46.4	122.7	55.8	99.6	321.0	99.0	51.0	80.2	101.9	82.6	85.8	301.8	198.9	111.1	1,151.8
North Central	(1) Anuradhapura	85																																							
	(2) Habarana		40						26											2		45																			
	(3) Polonnaruwa		60																																						
Northern	(4) Chunnakam			100																																					
	(5) Kilinochchi				90																																				
	(6) Vavunia	15			10																																				
Central	(7) Kintuchchanbura					13	81			25																											22			
	(8) Ukuwela						39		74	64																															
	(9) Rantembe							5		11																										13					
	(10) Nuwaraeliya							95																													51				
	(11) Wimalasurendra					87																																			
North Western	(12) Kurunegala										81																														
	(14) Puttalam										16		50	5																											
	(18) Bojewela											79					46																								
	(13) Chilaw											21	50	7																											
	(14) Kuliyapitiya													75																											
Western North	(15) Kotugoda														8		45		50																						
	(15) Sapugaskanda																	25								28															
	(19) Biyagama																	32																							
	(20) Veyangoda															73	9																								
	(21) Anuradhapura														66				22																						
	(22) Kelanitissa																	35	12																						
	(23) Matharagewella																	10	16																						
Eastern	(24) Trincomalee																			98																					
	(25) Inginiyagala																																			3					
	(26) Valaichchenai																					55																			
	(27) Ampara																				100		100																		
Western South	(28) Ratmalana																							35																	
	(29) Panagoda																							20	89	1															
	(30) O.P.S.A/Kotamena																									15															30
	(31) Mahagama																										75					13						9			
	(32) Aviissawella														26														70	10								7			
	(33) Panadura																							15			29			34											
	(34) Sethawela																																					28			
	(35) Athurugiriya																								11	13			30												
	(36) Sri Jayalpura																									45															
	(37) Dehiwala																							50				100													
	(38) Horana																													76											
Southern	(39) Galle																														45	18									
	(40) Deniyaya																																		55					16	
	(41) Matara																																22	100	45						
	(42) New Galle																														45	18									
	(43) Ambalangoda																														10	51									
	(44) Hatthotuwa																																69								
Uva	(45) Badulla																																			69	52				
	(46) Medagama																																			15					
Sabaragamuwa	(47) Balangoda																																				17		7	54	
	(48) Thulhiriya										3			15		27																						50			
	(49) Embilipitiya																																9							30	
	(50) Ratnapura																																						77		
Colombo	(51) Kelaniyaa(KTS)																																								25
	(52) Sub-H(Kotugoda)																																								25
	(53) Sub-H(Port)																																								20
		100	100	100	100	100	100	100	100	100	100	100	100	100	100	100	100	100	100	100	100	100	100	100	100	100	100	100	100	100	100	100	100	100	100	100	100	100	100	100	100

表 A6.3 - 5　2004年時点における整備計画後の電力供給マトリクス

Province	CEB's Area / Grid Sub-station	North Central (1) Anuradhapura	(2) Mahaweli	Northern (3) Jaffna	(4) Kilinochchi	(5) Nawalapitiya	(6) Kandy	Central (7) Nuwara Eliya	(8) Matale	(9) Kandalama	(10) Kurunegala	North Western (11) Wennappuwa	(12) Chilaw	(13) Kuliyapitiya	(14) Gampaha	(15) Veyangoda	Western-North (16) Negombo	(17) Kelaniya	(18) Jaffna	(19) Trincomalee	Eastern (20) Ampara	(21) Batticaloa	(22) Kalmunai	(23) Kaluaggala	(24) Hambantota	Western-South (25) Ari Pogala	(26) Kataragama	(27) Dehiwala	(28) Awissawella	(29) Hyanna	(30) Galle	(31) Ambalangoda	Southern (32) Hambantota	(33) Matara	(34) Welipanna	Uva (35) Badulla	(36) Diyatalawa	Sabaragamuwa (37) Kegalle	(38) Ratnapura	(39) Kahatagoda	(40) Colombo
Energy Demand in 2004		152.5	96.6	108.1	43.9	108.0	79.4	121.9	117.5	129.2	146.6	154.0	323.6	217.0	181.8	115.7	391.7	1,375.0	355.3	134.0	38.7	79.7	28.2	978.0	85.3	765.7	48.5	127.8	58.1	108.3	352.5	69.8	93.1	85.8	111.0	87.2	91.6	456.1	223.7	115.8	1,216.0
North Central	(1) Anuradhapura	85																																								
	(2) Habarana		40						26											2		45																				
	(3) Polonnaruwa		60																																							
Northern	(4) Chunnakam			100																																						
	(5) Kilinochchi				90																																					
	(6) Vavuniya	15			10																																					
Central	(7) Kotmale/Laxapana					13	81			25																												5				
	(8) Ukuwela						19		74	64																																
	(9) Rantembe							5		11																																
	(10) Nuwara Eliya							95																												15						
	(11) Wimalasurendra					87																															31					
North Western	(12) Kurunegala										81																															
	(16) Puttalam										16		50	5																												
	(18) Bolawatta											79					46																									
	(13) Chilaw											21	50	7																												
	(14) Kuliyapitiya													73																												
Western-North	(15) Kotugoda														8		45		30																							
	(15) Sapugaskanda																	14								28																
	(19) Biyagama																	24																								
	(20) Veyangoda															62	9																									
	(21) Aniyakanda														66				22																							
	(22) Kelaniya																	25	12																							
	(23) Mathugamawella																	10	16																							
	(24) Gonawala																	37																								
Eastern	(25) Trincomalee																			98																						
	(26) Inginiyagala																																			3						
	(27) Valachchenai																					55																				
	(28) Ampara																				100		100																			
Western-South	(29) Ratmalana																							35																		
	(30) Panagoriya																							20	80	1																
	(31) GIS/Sri Lankamaya																									15																
	(32) Matugama																	10									71					13							9			30
	(33) Aluthgama														26														70	10									16			
	(34) Pannipitiya																							15			29			14												
	(35) Sithawaka																																					20				
	(36) Athurugiriya																								11	13			30													
	(37) Sri Jayawardenapura																									43																
	(38) Dehiwala																							30				100														
	(39) Hanwella																													76												
Southern	(40) Galle																														45	18										
	(41) Deniyaya																																		55					16		
	(42) Matara																																22	100	45							
	(43) New Galle																														45	18										
	(44) Ambalangoda																														10	51										
	(45) Hambantota																																69									
Uva	(46) Badulla																																			60	52					
	(47) Monaragala																																			15						
Sabaragamuwa	(48) Balangoda																																				17			54		
	(49) Embilipitiya										3			15		38																						30				
	(50) Kalubowitiyana																																9							30		
	(51) Ratnapura																																						77			
	(52) Kegalle																																					45				
Colombo	(53) Kelanitissa(KTS)																																									25
	(54) Sub-H(Kolonnawa)																																									25
	(55) Sub-H(Kort)																																									20
		100	100	100	100	100	100	100	100	100	100	100	100	100	100	100	100	100	100	100	100	100	100	100	100	100	100	100	100	100	100	100	100	100	100	100	100	100	100	100	100	100

表 A6.3 - 6　2005年時点における整備計画後の電力供給マトリクス

Province	GSB's Area / Grid Sub-stations	North Central (1) Anuradhapura	(2) Mannar	Northern (3) Jaffna	(4) Kilinochchi	(5) Nawalapitiya	(6) Kandy	Central (7) Nuwara Eliya	(8) Matale	(9) Kundasale	(10) Kurunegala	North Western (11) Wennappuwa	(12) Chilaw	(13) Kuliyapitiya	Western-North (14) Gampaha	(15) Veyangoda	(16) Negombo	(17) Kelaniya	(18) Ja-Ela
Energy Demand in 2005		106.1	105.0	217.2	48.2	112.9	181.2	127.3	129.0	120.1	158.8	170.3	353.6	282.2	163.7	123.8	119.6	550.0	361.8
North Central	(1) Anuradhapura	85																	
	(2) Habarana		40						18										
	(3) Polonnaruwa		60																
Northern	(4) Chunnakam			100															
	(5) Kilinochchi				90														
	(6) Vavuniya	15			10														
Central	(7) Kotmale/Laxapana					14	82												
	(8) Oluvil						2		82	30									
	(9) Randenigala							5		11									
	(10) Nuwara Eliya							95											
	(11) Wimalasurendra					86													
	(12) Polpitiya						15			59									
North Western	(13) Kurunegala										81								
	(14) Pannala										10		50	5					
	(15) Bolawatta											79					20		
	(16) Chilaw											21	50	2					
	(17) Kuliyapitiya													73					
Western-North	(18) Kotugoda														8		34		50
	(19) Sapugaskanda																	84	
	(20) Biyagama																	24	
	(21) Veyangoda															62	9		
	(22) Asiriyakanda														66				22
	(23) Kelaniya																	25	12
	(24) Madunagawella																	10	46
	(25) Gonawala																	17	
	(26) Katana																37		
Eastern	(27) Trincomalee																		
	(28) Inginiyagala																		
	(29) Valaichchenai																		
	(30) Ampara																		
Western-South	(31) Ratmalana																		
	(32) Panagoda																		
	(33) [illegible]																	10	
	(34) Matugama																		
	(35) Avissawella														26				
	(36) Pusdum																		
	(37) Sithurunja																		
	(38) Athuragiriya																		
	(39) Sri Jayewardenepura																		
	(40) Deberawa																		
	(41) Horana																		
Southern	(42) Galle																		
	(43) Deniyaya																		
	(44) Matara																		
	(45) New Galle																		
	(46) Ambalangoda																		
	(47) Hambantota																		
Uva	(48) Badulla																		
	(49) Medagama																		
Sabaragamuwa	(50) Balangoda																		
	(51) Thulhiriya										3			15		38			
	(52) Embilipitiya																		
	(53) Ratnapura																		
	(54) Kegalle																		
Outside	(55) Kotmale(CTS)																		
	(56) Sub-St.Kelipanya																		
	(57) Sub-St.Fort																		
	(58) Town Hall																		
		100	100	100	100	100	100	100	100	100	100	100	100	100	100	100	100	100	100

Province	GSB's Area / Grid Sub-stations	Eastern (19) Trincomalee	(20) Ampara	(21) Batticaloa	(22) Kalmunai	Western-South (23) Ratmalana	(24) Homagama	(25) Sri Jayewardenepura	(26) Kaluara	(27) Deberawala	(28) Avissawella	(29) Horana	Southern (30) Galle	(31) Ambalangoda	(32) Hambantota	(33) Matara	(34) Welisara	Uva (35) Badulla	(36) Diyatalawa	Sabaragamuwa (37) Kegalle	(38) Ratnapura	(39) Kahawatta	(40) Colombo
Energy Demand in 2005		142.1	40.6	83.9	29.5	1075.0	89.1	850.4	505.5	155.6	60.7	118.1	388.5	115.6	55.5	101.9	121.2	92.4	98.1	496.9	257.3	121.0	1788.3
North Central	(1) Anuradhapura																						
	(2) Habarana	2		45																			
	(3) Polonnaruwa																						
Northern	(4) Chunnakam																						
	(5) Kilinochchi																						
	(6) Vavuniya																						
Central	(7) Kotmale/Laxapana																			5			
	(8) Oluvil																						
	(9) Randenigala																	15					
	(10) Nuwara Eliya																		31.4				
	(11) Wimalasurendra																						
	(12) Polpitiya																						
North Western	(13) Kurunegala																						
	(14) Pannala																						
	(15) Bolawatta																						
	(16) Chilaw																						
	(17) Kuliyapitiya																						
Western-North	(18) Kotugoda																						
	(19) Sapugaskanda							28															
	(20) Biyagama																						
	(21) Veyangoda																						
	(22) Asiriyakanda																						
	(23) Kelaniya																						
	(24) Madunagawella																						
	(25) Gonawala																						
	(26) Katana																						
Eastern	(27) Trincomalee	98																					
	(28) Inginiyagala																	3					
	(29) Valaichchenai			55																			
	(30) Ampara		100		100																		
Western-South	(31) Ratmalana					35																	
	(32) Panagoda					26	88.6	1															
	(33) [illegible]							15															25
	(34) Matugama								71.5					12.9							9		
	(35) Avissawella										69.6	10.2									14		
	(36) Pusdum					15			28.5			14											
	(37) Sithurunja																			20			
	(38) Athuragiriya						11.4	15			30.4												
	(39) Sri Jayewardenepura							43															
	(40) Deberawala					50				100													
	(41) Horana											75.8											
Southern	(42) Galle												45.4	18.3									
	(43) Deniyaya																55.2					16	
	(44) Matara														21.6	100	44.8						
	(45) New Galle												45.3	18.2									
	(46) Ambalangoda												9.3	50.6									
	(47) Hambantota														69.3								
Uva	(48) Badulla																	66	51.7				
	(49) Medagama																	15					
Sabaragamuwa	(50) Balangoda																		16.9			34	
	(51) Thulhiriya																			30			
	(52) Embilipitiya														9.1							30	
	(53) Ratnapura																				77		
	(54) Kegalle																			45			
Outside	(55) Kotmale(CTS)																						20
	(56) Sub-St.Kelipanya																						15
	(57) Sub-St.Fort																						20
	(58) Town Hall																						20
		100	100	100	100	100	100	100	100	100	100	100	100	100	100	100	100	100	100	100	100	100	100

表 A6.3 - 7　2006年時点における整備計画後の電力供給マトリクス

Province	Grid Sub-station	(1) Anuradhapura	(2) Mannar	(3) Jaffna	(4) Kilinochchi	(5) Nuwaraeliya	(6) Kandy	(7) Nuwaraeliya	(8) Matale	(9) Kandalale	(10) Kurunegala	(11) Wennappuwa	(12) Chilaw	(13) Kuliyapitiya	(14) Gampaha	(15) Veyangoda	(16) Negombo	(17) Kelaniya	(18) Jaffna	(19) Trincomalee	(20) Ampara	(21) Batticaloa	(22) Kalmunai	(23) Ratmalana	(24) Homagama	(25) Sri Jayawardenapura	(26) Kalutara	(27) Ochchawatta	(28) Awissawella	(29) Hiyare	(30) Galle	(31) Ambalangoda	(32) Hambantota	(33) Matara	(34) Weligama	(35) Badulla	(36) Diyatalawa	(37) Kegalle	(38) Ratnapura	(39) Kahawatta	(40) Colombo
Energy Demand in 2006		1819.7	114.2	235.4	52.7	118.0	189.3	133.1	130.3	151.9	171.9	187.5	386.2	322.2	176.4	132.5	446.0	1746.2	300.7	150.7	42.2	89.4	30.8	1186.1	93.1	930.1	52.7	139.6	63.4	128.7	422.6	125.1	38.0	96.4	132.3	97.8	105.0	543.4	209.3	126.5	1364.7
North Central	(1) Anuradhapura	85																																							
	(2) Habarana		40						18											2		45																			
	(3) Poonanaruwa		60																																						
Northern	(4) Chunnakam			100																																					
	(5) Kilinochchi				90																																				
	(6) Vavuniya	15			10																																				
Central	(7) Karaththaththuwa					14	82																																		
	(8) Ukuwela						3		82	30																												5			
	(9) Hatemba							5		11																															
	(10) Nanoya Hiyu							95																												13					
	(11) Wimalasurendra					86																															31.4				
	(12) Pilimathalawa						13			30																															
North Western	(13) Kurunegala										81																														
	(14) Puttalam										16		50	5																											
	(15) Anuradhapura											79					20																								
	(16) Chilaw											21	50	7																											
	(17) Kuliyapitiya													75																											
Western	(18) Katugastota														8		34		50																						
North	(19) Sapugaskanda																	12								21															
	(20) Biyagama																	24																							
	(21) Veyangoda															62	9																								
	(22) Ampara														66				22																						
	(23) Kelaniya																	25	12																						
	(24) Muthurajawela																	10	16																						
	(25) Ormeela																	19																							
	(26) Katana																37																								
Eastern	(27) Trincomalee																			98																					
	(28) Inginiyagala																																								
	(29) Valachchenai																					55														5					
	(30) Ampara																				100		100																		
Western North	(31) Ratmalana																							51																	
	(32) Panagoriya																							18	88.6	1															
	(33) O.P.S.S.(Colombo)																	10								15															
	(34) Matugama																										71.3					12.9							9		25
	(35) Aviyawela														26														69.6	10.2									14		
	(36) Panadura																							15			28.5			14											
	(37) Sathawatta																																					20			
	(38) Atharagaiya																								11.4	20			30.4												
	(39) Sri Jayapura																									43															
	(40) Orthenela																							20				100													
	(41) Horana																													75.8											
	(42) Kesbewa																							16																	
Southern	(43) Galle																														63.4	18.3									
	(44) Deniyaya																																		55.2					16	
	(45) Matara																																21.6	100	44.8						
	(46) New Galle																														45.5	18.2									
	(47) Ambalangoda																														9.3	50.6									
	(48) Hambantota																																69.3								
Uva	(49) Badulla																																			69	51.7				
	(50) Medagama																																			35					
Sabaragamuwa	(51) Balangoda																																				16.9			54	
	(52) Thulhiriya										3			15		38																						30			
	(53) Embilipitiya																																9.1							30	
	(54) Ratnapura																																						77		
	(55) Kegalle																																					45			
Colombo	(56) Kelaniyaya(KTS)																																								20
	(57) Sub-E(Kotikawatta)																																								15
	(58) Sub-F(Fort)																																								20
	(59) Town Hall																																								20
		100	100	100	100	100	100	100	100	100	100	100	100	100	100	100	100	100	100	100	100	100	100	100	100	100	100	100	100	100	100	100	100	100	100	100	100	100	100	100	100

表 A6.3 - 8　2007年時点における整備計画後の電力供給マトリクス

Province / Grid Substations \ CEB's Area	North Central (1) Anuradhapura	(2) Mannar	Northern (3) Jaffna	(4) Kilinochchi	Central (5) Nawalapitiya	(6) Kandy	(7) Nuwara Eliya	(8) Matale	(9) Kandalahale	North Western (10) Kurunegala	(11) Wennappuwa	(12) Chilaw	(13) Kuliyapitiya	Western-North (14) Ganepola	(15) Veyangoda	(16) Negombo	(17) Kelaniya	(18) Jaffna
Energy Demand in 2007	199.9	124.0	253.1	57.1	123.2	197.7	159.0	151.5	164.5	186.0	206.2	421.6	367.0	309.1	145.8	473.9	1066.1	451.2
North Central (1) Anuradhapura	75																	
Central (2) Habarana	10	40						18										
(3) Polonnaruwa		60																
Northern (4) Chunnakam			100															
(5) Kilinochchi				90														
(6) Vavuniya	15			10														
Central (7) Kirindiyapitiya					14	82												
(8) Ukuwela						3		82	90									
(9) Rantembe							3		11									
(10) Nuwara Eliya							95											
(11) Wimalasurendra					86													
(12) Polpitiya						15			59									
North Western (13) Kurunegala										81								
(14) Puttalam										16		50	5					
(15) Balawatta											70					15		
(16) Chilaw											21	50	7					
(17) Kuliyapitiya													73					
Western-North (18) Kotugoda														8		25		45
(19) Sapugaskanda																	12	
(20) Biyagama																	22	
(21) Veyangoda															70	10		
(22) Aturugiriya														66				30
(23) Kelaniya																	25	
(24) Mutwangawella																	15	25
(25) Gonawala																	18	
(26) Katana																90		
Eastern (27) Trincomalee																		
(28) Inginiyagala																		
(29) Valaichchenai																		
(30) Amparai																		
Western-South (31) Ratmalana																		
(32) Panagoriya																		
(33) O.P.A.A.(Kolonnawa)																	10	
(34) Matugama																		
(35) Aviissawella														26				
(36) Pannipitiya																		
(37) Systemata																		
(38) Athuruguriya																		
(39) Sri Jaya'pura																		
(40) Dehiwala																		
(41) Homagama																		
(42) Kesbewa																		
Southern (43) Galle																		
(44) Deniyaya																		
(45) Matara																		
(46) New Galle																		
(47) Ambalangoda																		
(48) Hambantota																		
Uva (49) Badulla																		
(50) Medagama																		
Sabaragamuwa (51) Balangoda																		
(52) Thulhiriya										3			15		30			
(53) Embilipitiya																		
(54) Ratnapura																		
(55) Kegalle																		
(56) Aggarawella																		
Colombo (57) Kelanitissa(KTS)																		
(58) Sub-St(Kotikawatta)																		
(59) Sub-H(Port)																		
(60) Town Hall																		
(61) Sub-B																		
	100	100	100	100	100	100	100	100	100	100	100	100	100	100	100	100	100	100

Province / Grid Substations \ CEB's Area	Eastern (19) Trincomalee	(20) Amparai	(21) Batticaloa	(22) Kalmunai	Western-South (23) Ratmalana	(24) Homagama	(25) Sri Jayapura	(26) Kolonnawa	(27) Dehiwala	(28) Avissawella	(29) Horana	Southern (30) Galle	(31) Ambalangoda	(32) Hambantota	(33) Matara	(34) Welisara	Uva (35) Badulla	(36) Diyatalawa	Sabaragamuwa (37) Kegalle	(38) Ratnapura	(39) Kalutara	(40) Colombo
Energy Demand in 2007	159.8	44.1	95.2	32.2	1309.8	97.3	1025.7	58.1	145.8	66.2	149.3	470.6	155.3	60.6	100.1	144.4	108.6	112.4	606.6	354.0	152.1	1445.5
North Central (1) Anuradhapura																						
Central (2) Habarana	2																					
(3) Polonnaruwa			10																			
Northern (4) Chunnakam																						
(5) Kilinochchi																						
(6) Vavuniya																						
Central (7) Kirindiyapitiya																			5			
(8) Ukuwela																						
(9) Rantembe																	15					
(10) Nuwara Eliya																		30				
(11) Wimalasurendra																						
(12) Polpitiya																						
North Western (13) Kurunegala																						
(14) Puttalam																						
(15) Balawatta																						
(16) Chilaw																						
(17) Kuliyapitiya																						
Western-North (18) Kotugoda							21															
(19) Sapugaskanda																						
(20) Biyagama																						
(21) Veyangoda																						
(22) Aturugiriya																						
(23) Kelaniya																						
(24) Mutwangawella																						
(25) Gonawala																						
(26) Katana																						
Eastern (27) Trincomalee	98																					
(28) Inginiyagala		20															3					
(29) Valaichchenai			70																			
(30) Amparai		80	20	100																		
Western-South (31) Ratmalana					31																	
(32) Panagoriya					18	88.6	1															
(33) O.P.A.A.(Kolonnawa)							15															30
(34) Matugama								85					12.9							9		
(35) Avissawella										70	6									25		
(36) Pannipitiya					15			15			14											
(37) Systemata																			15			
(38) Athuruguriya						11.4	20			30												
(39) Sri Jaya'pura							43															
(40) Dehiwala					20				100													
(41) Homagama											80											
(42) Kesbewa					35																	
Southern (43) Galle												45.4	18.3									
(44) Deniyaya																45					10	
(45) Matara														15	100	55						
(46) New Galle												45.3	18.2									
(47) Ambalangoda												9.3	50.6									
(48) Hambantota														77								
Uva (49) Badulla																	64	60				
(50) Medagama																	15					
Sabaragamuwa (51) Balangoda																		40			40	
(52) Thulhiriya																			20			
(53) Embilipitiya														5			5				27	
(54) Ratnapura																				66		
(55) Kegalle																			35			
(56) Aggarawella																			25			
Colombo (57) Kelanitissa(KTS)																						20
(58) Sub-St(Kotikawatta)																						15
(59) Sub-H(Port)																						15
(60) Town Hall																						15
(61) Sub-B																						35
	100	100	100	100	100	100	100	100	100	100	100	100	100	100	100	100	100	100	100	100	100	100

表 A6.3 - 9　2008年時点における整備計画後の電力供給マトリクス

Provinces	CEB's Area / Grid Sub-station	North Central (1) Anuradhapura	(2) Mannar	Northern (3) Jaffna	(4) Kilinochchi	Central (5) Nawalapitiya	(6) Kandy	(7) Nuwara Eliya	(8) Matale	(9) Kandalanda	North Western (10) Kurunegala	(11) Wennappuwa	(12) Chilaw	(13) Kuliyapitiya	Western-North (14) Gampaha	(15) Veyangoda	(16a) Negombo	(17a) Kelaniya	(18) Jaffna
Energy Demand in 2008		254.2	134.7	270.4	62.3	128.7	206.5	145.2	164.7	178.1	201.2	226.5	460.0	417.8	204.7	151.5	503.4	2212.3	468.4
North Central	(1) Anuradhapura	75																	
	(2) Habarana	10	40						18										
	(3) Polonnaruwa		60																
Northern	(4) Chunnakam			100															
	(5) Kilinochchi				90														
	(6) Vavuniya	35			10														
Central	(7) Kiribathkumbura					14	82												
	(8) Ukuwela						3		82	30									
	(9) Rantembe							5		11									
	(10) Nuwara Eliya							95											
	(11) Wimalasurendra					86													
	(12) Polpitiya						15			59									
North Western	(13) Kurunegala										83								
	(14) Puttalam										16		50	5					
	(15) Bolawatta											79					15		
	(16) Chilaw											21	50	7					
	(17) Kuliyapitiya													78					
Western North	(18) Kerawalapitiya														15		25		45
	(19) Sapugaskanda																	10	
	(20) Biyagama														10			15	
	(21) Veyangoda														5	70	10		
	(22) Anuradhapura														45				30
	(23) Kelaniya																	22	
	(24) Methangoda																	11	25
	(25) Ominiya																	15	
	(26) Katana																50		
	(27) Imbulgoda																	16	
Eastern	(28) Trincomalee																		
	(29) Inginiyagala																		
	(30) Valaichchenai																		
	(31) Ampara																		
Western South	(32) Ratmalana																		
	(33) Panadura																		
	(34) G.I.S.S.Kotugoda																	9	
	(35) Matugama																		
	(36) Avissawella														20			2	
	(37) Panadura																		
	(38) Sithawaka																		
	(39) Athurugiriya																		
	(40) Sri Jayewardenepura																		
	(41) Deltawala																		
	(42) Hevana																		
	(43) Kotugoda																		
Southern	(44) Galle																		
	(45) Deniyaya																		
	(46) Matara																		
	(47) New Galle																		
	(48) Ambalangoda																		
	(49) Hambantota																		
Uva	(50) Badulla																		
	(51) Monaragala																		
Sabaragamuwa	(52) Balangoda																		
	(53) Thulhiriya										3			15		30			
	(54) Embilipitiya																		
	(55) Ratnapura																		
	(56) Kegalle																		
	(57) Aguruwella														5				
Colombo	(58) Kolonnawa(CTS)																		
	(59) Sub-St(Kolligalaya)																		
	(60) Sub-St(Fort)																		
	(61) Town Hall																		
	(62) Sub-B																		
		100	100	100	100	100	100	100	100	100	100	100	100	100	100	100	100	100	100

Provinces	CEB's Area / Grid Sub-station	Eastern (19) Trincomalee	(20) Ampara	(21) Batticaloa	(22) Kalmunai	Western-South (23) Ratmalana	(24) Homagama	(25) Sri Jayewardenepura	(26) Kaltara	(27) Dehiwala	(28) Avissawella	(29) Hevana	Southern (30) Galle	(31) Ambalangoda	(32) Hambantota	(33) Matara	(34) Welisara	Uva (35) Badulla	(36) Deniyaya	Sabaragamuwa (37) Kegalle	(38) Ratnapura	(39) Kahawatta	(40) Colombo
Energy Demand in 2008		169.4	46.1	101.4	33.6	1441.3	101.6	1119.0	57.5	152.2	69.2	152.8	317.6	166.3	63.3	108.2	157.5	109.7	120.3	475.5	380.2	138.0	1550.6
North Central	(1) Anuradhapura																						
	(2) Habarana	2																					
	(3) Polonnaruwa			10																			
Northern	(4) Chunnakam																						
	(5) Kilinochchi																						
	(6) Vavuniya																						
Central	(7) Kiribathkumbura																			5			
	(8) Ukuwela																						
	(9) Rantembe																	15					
	(10) Nuwara Eliya																						
	(11) Wimalasurendra																		50				
	(12) Polpitiya																						
North Western	(13) Kurunegala																						
	(14) Puttalam																						
	(15) Bolawatta																						
	(16) Chilaw																						
	(17) Kuliyapitiya																						
Western North	(18) Kerawalapitiya																						
	(19) Sapugaskanda							21															
	(20) Biyagama																						
	(21) Veyangoda																						
	(22) Anuradhapura																						
	(23) Kelaniya																						
	(24) Methangoda																						
	(25) Ominiya																						
	(26) Katana																						
	(27) Imbulgoda																						
Eastern	(28) Trincomalee	98																					
	(29) Inginiyagala		20															3					
	(30) Valaichchenai			70																			
	(31) Ampara		80	20	100																		
Western South	(32) Ratmalana					31																	
	(33) Panadura					18	88.6	1															
	(34) G.I.S.S.Kotugoda							15															
	(35) Matugama								85					12.9									20
	(36) Avissawella										70	6									9		
	(37) Panadura											14									14		
	(38) Sithawaka					15			15			14											
	(39) Athurugiriya																			15			
	(40) Sri Jayewardenepura						11.4	20			30												
	(41) Deltawala							43															
	(42) Hevana					20				100													
	(43) Kotugoda											80											
Southern	(44) Galle					16																	
	(45) Deniyaya												43.4	18.3									
	(46) Matara																45					15	
	(47) New Galle														15	100	55						
	(48) Ambalangoda												45.3	18.2									
	(49) Hambantota												9.3	50.6									
Uva	(50) Badulla														77								
	(51) Monaragala																	64	60				
Sabaragamuwa	(52) Balangoda																	15					
	(53) Thulhiriya																		10			60	
	(54) Embilipitiya																			20			
	(55) Ratnapura														8			5				27	
	(56) Kegalle																				77		
	(57) Aguruwella																			35			
Colombo	(58) Kolonnawa(CTS)																			25			
	(59) Sub-St(Kolligalaya)																						20
	(60) Sub-St(Fort)																						15
	(61) Town Hall																						15
	(62) Sub-B																						15
		100	100	100	100	100	100	100	100	100	100	100	100	100	100	100	100	100	100	100	100	100	100

表 A6.3 - 10　2009年時点における整備計画後の電力供給マトリクス

Province	Provinces / GSB's Area	North Central (1) Anuradhapura	(2) Mahaweli	Northern (3) Jaffna	(4) Kilinochchi	Central (5) Nuwaraeliya	(6) Kandy	(7) Nuwaraeliya	(8) Matale	(9) Kundasale	North Western (10) Kurunegala	(11) Wennappuwa	(12) Chilaw	(13) Kuliyapitiya	Western-North (14) Gampaha	(15) Veyangoda	(16) Negombo	(17) Kelaniya	(18) Jaffna	Eastern (19) Trincomalee	(20) Ampara	(21) Batticaloa	(22) Kalmunai	Western-South (23) Kalutara	(24) Horana	(25) Sri Jayawardenapura	(26) Kolonnawa	(27) Dehiwala	(28) Avissawella	(29) Homagama	Southern (30) Galle	(31) Ambalangoda	(32) Hambantota	(33) Matara	(34) Weligama	Uva (35) Badulla	(36) Diyatalawa	Sabaragamuwa (37) Kegalle	(38) Ratnapura	(39) Kahawatta	(40) Colombo
Energy Demand in 2009		232.9	146.2	285.6	65.8	174.6	216.0	151.8	179.0	192.8	212.6	248.6	501.6	474.8	2281.5	162.1	535.6	2385.3	508.2	179.8	48.2	108.1	35.1	1586.2	106.3	1221.3	90.2	159.2	72.3	106.5	508.6	158.2	66.2	114.8	171.7	116.3	128.8	751.6	433.1	144.3	3622.9
North Central	(1) Anuradhapura	75																																							
	(2) Habarana	19	40						18											2																					
	(3) Polonnaruwa		60																			10																			
Northern	(4) Chunnakam			100																																					
	(5) Kilinochchi				90																																				
	(6) Vavuniya	15			10																																				
Central	(7) Kirindihulambara					14	82																														5				
	(8) Ulapane						3		82	30																															
	(9) Rantembe							5		11																										13					
	(10) Nuwara Eliya							95																													30				
	(11) Wimalasurendra					86																																			
	(12) Pilakaliya						15			50																															
North Western	(13) Kurunegala										81																														
	(14) Puttalam										16		50	5																											
	(15) Rodeerata											79					15																								
	(16) Chilaw											21	50	7																											
	(17) Kuliyapitiya													73																											
Western North	(18) Ketugala														15		25		45																						
	(19) Seruwakanda																	10								15															
	(20) Biyagama														10			15																							
	(21) Veyangoda														5	70	10																								
	(22) Aniyakanda														45				30																						
	(23) Kelaniya																	22																							
	(24) Mathugamawella																	11	25																						
	(25) Ombatta																	15																							
	(26) Katana																50																								
	(27) Imbulgoda																	16																							
Eastern	(28) Trincomalee																			98																					
	(29) Batticaloa																				20															5					
	(30) Valachchenai																					70																			
	(31) Ampara																				80	20	100																		
Western South	(32) Ratmalana																							24																	
	(33) Panagoriya																							18	88.4	1															
	(34) O.D.S.K(Kolonnawa)																	9								10															20
	(35) Matugama																										55					5							9		
	(36) Aviissawella														20			2											70	5									14		
	(37) Panadura																							17			15			15											
	(38) Sithawaka																																				15				
	(39) Athuragiriya																								11.4	20			30												
	(40) Sri Jayawardenapura																									30															
	(41) Dehiwala																							20				100													
	(42) Homagama																													80											
	(43) Kesbewa																							19																	
	(44) Angoda																									24															
Southern	(45) Galle																														40	5									
	(46) Deniyaya																																		45					13	
	(47) Matara																																15	100	55						
	(48) New Galle																														40	5									
	(49) Ambalangoda																															50									
	(50) Hambantota																																77								
	(51) Beruwala																														20	55									
Uva	(52) Badulla																																			64	60				
	(53) Medagama																																			15					
Sabaragamuwa	(54) Balangoda																																				10			60	
	(55) Thalduwa										3			15		50																					20				
	(56) Embilipitiya																																8			5				27	
	(57) Ratnapura																																						77		
	(58) Kegalle																																					35			
	(59) Aguruwella														5																							25			
Colombo	(60) Kelanitissa(KTS)																																								20
	(61) Sub-St(Kollupitiya)																																								15
	(62) Sub-P(Fort)																																								15
	(63) Town Hall																																								15
	(64) Sub-B																																								15
		100	100	100	100	100	100	100	100	100	100	100	100	100	100	100	100	100	100	100	100	100	100	100	100	100	100	100	100	100	100	100	100	100	100	100	100	100	100	100	100

表 A6.3 - 11　2010年時点における整備計画後の電力供給マトリクス

Power area	Province / GSB's Area / Grid / Sub-station	North Central (1) Anuradhapura	(2) Matara	Northern (3) Jaffna	(4) Kilinochchi	Central (5) Nawalapitiya	(6) Kandy	(7) Nuwara Eliya	(8) Matale	(9) Kundasale	North Western (10) Kurunegala	(11) Wennappuwa	(12) Chilaw	(13) Kuliyapitiya
Energy Demand in 2010		233.1	158.7	301.4	69.4	140.7	223.8	158.7	194.5	298.6	235.3	272.8	516.4	330.5
North Central	(1) Anuradhapura	25												
	(2) Habarana	10	40						18					
	(3) Pulmudai		60											
Northern	(4) Chunnakam			100										
	(5) Kilinochchi				90									
	(6) Vavuniya	15			10									
Central	(7) Kiribathkumbura					14	82							
	(8) Ukuwela						3		82	30				
	(9) Kotmale							5		11				
	(10) Nuwara Eliya							95						
	(11) Wimalasurendra					86								
	(12) Polpitiya						15			59				
North Western	(13) Kurunegala										81			
	(14) Puttalam										16		50	
	(15) Bolawana											79		
	(16) Chilaw											21	50	7
	(17) Kuliyapitiya													50
	(18) Pannala													50
Western North	(19) Kathgana													
	(20) Sapugaskanda													
	(21) Biyagama													
	(22) Veyangoda													
	(23) Aniyakanda													
	(24) Kelaniya													
	(25) Matugamwella													
	(26) Ganemulla													
	(27) Katana													
	(28) Imbulgoda													
Eastern	(29) Trincomalee													
	(30) Inginiyagala													
	(31) Valachchenai													
	(32) Amparai													
Western South	(33) Ratmalana													
	(34) Panagoda													
	(35) [illegible]													
	(36) Matugama													
	(37) Avissawella													
	(38) Pannipitiya													
	(39) Sithawaka													
	(40) Athurugiriya													
	(41) Sri Jayapura													
	(42) Deniwala													
	(43) Hewana													
	(44) Kesbewa													
	(45) Angoda													
Southern	(46) Galle													
	(47) Deniyaya													
	(48) Matara													
	(49) New Galle													
	(50) Ambalangoda													
	(51) Hambantota													
	(52) Beruwala													
Uva	(53) Badulla													
	(54) Monaragala													
Sabaragamuwa	(55) Balangoda													
	(56) Thulhiriya										3			13
	(57) Embilipitiya													
	(58) Ratnapura													
	(59) Kegalle													
	(60) Aguruwella													
	(61) Dheiyagala													
Colombo	(62) Kelanitissa (KTS)													
	(63) Sub-St Kolonnawa													
	(64) Sub-St Fort													
	(65) Town Hall													
	(66) Sub-B													
		100	100	100	100	100	100	100	100	100	100	100	100	100

Power area	Province / GSB's Area / Grid / Sub-station	(14) Gampaha	(15) Veyangoda	(16) Negombo	(17) Kelaniya	(18) Jaffna	(19) Trincomalee	(20) Amparai	(21) Batticaloa	(22) Kalmunai
Energy Demand in 2010		237.4	173.4	569.6	2790.5	552.2	194.6	30.4	115.2	36.7
North Central	(1) Anuradhapura									
	(2) Habarana						2			
	(3) Pulmudai								10	
Northern	(4) Chunnakam									
	(5) Kilinochchi									
	(6) Vavuniya									
Central	(7) Kiribathkumbura									
	(8) Ukuwela									
	(9) Kotmale									
	(10) Nuwara Eliya									
	(11) Wimalasurendra									
	(12) Polpitiya									
North Western	(13) Kurunegala									
	(14) Puttalam									
	(15) Bolawana			15						
	(16) Chilaw									
	(17) Kuliyapitiya									
	(18) Pannala									
Western North	(19) Kathgana	15		25		45				
	(20) Sapugaskanda				10					
	(21) Biyagama	10			15					
	(22) Veyangoda	5	70	10						
	(23) Aniyakanda	45				30				
	(24) Kelaniya				22					
	(25) Matugamwella				11	25				
	(26) Ganemulla				15					
	(27) Katana			50						
	(28) Imbulgoda				16					
Eastern	(29) Trincomalee						98			
	(30) Inginiyagala							20		
	(31) Valachchenai							80	70	
	(32) Amparai							80	20	100
Western South	(33) Ratmalana									
	(34) Panagoda									
	(35) [illegible]				9					
	(36) Matugama									
	(37) Avissawella	20			2					
	(38) Pannipitiya									
	(39) Sithawaka									
	(40) Athurugiriya									
	(41) Sri Jayapura									
	(42) Deniwala									
	(43) Hewana									
	(44) Kesbewa									
	(45) Angoda									
Southern	(46) Galle									
	(47) Deniyaya									
	(48) Matara									
	(49) New Galle									
	(50) Ambalangoda									
	(51) Hambantota									
	(52) Beruwala									
Uva	(53) Badulla									
	(54) Monaragala									
Sabaragamuwa	(55) Balangoda									
	(56) Thulhiriya		30							
	(57) Embilipitiya									
	(58) Ratnapura									
	(59) Kegalle									
	(60) Aguruwella	5								
	(61) Dheiyagala									
Colombo	(62) Kelanitissa (KTS)									
	(63) Sub-St Kolonnawa									
	(64) Sub-St Fort									
	(65) Town Hall									
	(66) Sub-B									
		100	100	100	100	100	100	100	100	100

Power area	Province / GSB's Area / Grid / Sub-station	(23) Ratmalana	(24) Homagama	(25) Sri Jayapura	(26) Kahatuduwa	(27) Dehiwala	(28) Awissawella	(29) Hewana	(30) Galle	(31) Ambalangoda	(32) Hambantota	(33) Matara	(34) Welimada	(35) Badulla	(36) Deyiatalawa	(37) Kegalle	(38) Ratnapura	(39) Kahawatta	(40) Colombo
Energy Demand in 2010		1744.8	111.1	331.5	62.9	166.5	75.6	180.9	624.3	170.9	69.2	121.7	187.0	123.2	137.8	835.9	490.8	150.8	1799.0
North Central	(1) Anuradhapura																		
	(2) Habarana																		
	(3) Pulmudai																		
Northern	(4) Chunnakam																		
	(5) Kilinochchi																		
	(6) Vavuniya																		
Central	(7) Kiribathkumbura														5				
	(8) Ukuwela																		
	(9) Kotmale													13					
	(10) Nuwara Eliya														30				
	(11) Wimalasurendra																		
	(12) Polpitiya																		
North Western	(13) Kurunegala																		
	(14) Puttalam																		
	(15) Bolawana																		
	(16) Chilaw																		
	(17) Kuliyapitiya																		
	(18) Pannala																		
Western North	(19) Kathgana																		
	(20) Sapugaskanda			15															
	(21) Biyagama																		
	(22) Veyangoda																		
	(23) Aniyakanda																		
	(24) Kelaniya																		
	(25) Matugamwella																		
	(26) Ganemulla																		
	(27) Katana																		
	(28) Imbulgoda																		
Eastern	(29) Trincomalee																		
	(30) Inginiyagala																		
	(31) Valachchenai													3					
	(32) Amparai																		
Western South	(33) Ratmalana	20																	
	(34) Panagoda	16	88.6	1															
	(35) [illegible]			10															20
	(36) Matugama				85					5									
	(37) Avissawella						20	5									10		
	(38) Pannipitiya	17			15			15											
	(39) Sithawaka															15			
	(40) Athurugiriya		11.4	20			30												
	(41) Sri Jayapura			30															
	(42) Deniwala	20				100													
	(43) Hewana							10											
	(44) Kesbewa	19																	
	(45) Angoda			24															
Southern	(46) Galle								40	5									
	(47) Deniyaya												45					13	
	(48) Matara										15	100	55						
	(49) New Galle								40	5									
	(50) Ambalangoda									50									
	(51) Hambantota										77								
	(52) Beruwala								20	35									
Uva	(53) Badulla													64	60				
	(54) Monaragala													35					
Sabaragamuwa	(55) Balangoda														10				
	(56) Thulhiriya															20		60	
	(57) Embilipitiya										8			5				27	
	(58) Ratnapura																40		
	(59) Kegalle															35			
	(60) Aguruwella															25			
	(61) Dheiyagala																30		
Colombo	(62) Kelanitissa (KTS)																		20
	(63) Sub-St Kolonnawa																		15
	(64) Sub-St Fort																		15
	(65) Town Hall																		15
	(66) Sub-B																		15
		100	100	100	100	100	100	100	100	100	100	100	100	100	100	100	100	100	100

表 A6.3 - 12　2015年時点における整備計画後の電力供給マトリクス

Province	Grid / Sub-Area	North Central (1) Anuradhapura	(2) Mannar	Northern (3) Jaffna	(4) Kilinochchi	Central (5) Nuwaraeliya	(6) Kandy	(7) Nuwara Eliya	(8) Matale	(9) Kundasale	North Western (10) Kurunegala	(11) Wennappuwa	(12) Chilaw	(13) Kuliyapitiya
Energy Demand in 2015		380.5	236.5	301.4	60.1	174.7	279.5	166.5	201.5	300.7	344.2	479.5	832.6	1010.8
North Central	(1) Anuradhapura	75												
	(2) Habarana	10	40						18					
	(3) Polonnaruwa		60											
Northern	(4) Chunnakam			100										
	(5) Kilinochchi				90									
	(6) Vavunia	15			10									
Central	(7) Kotmale/Upper Kotmale					14	92							
	(8) Ukuwela						3		82	30				
	(9) Rantembe							5		11				
	(10) Nuwara Eliya							95						
	(11) Wimalasurendra					86								
	(12) Pelakelle						15			59				
North Western	(13) Kurunegala										80			
	(14) Puttalam										46		50	
	(15) Bolawana											79		
	(16) Chilaw											21	50	
	(17) Kuliyapitiya													43
	(18) Pannala													43
Western North	(19) Kotugoda													
	(20) Sapugaskanda													
	(21) Biyagama													
	(22) Veyangoda													
	(23) Aniyakanda													
	(24) Kelaniya													
	(25) Muthurajawella													
	(26) Ginigathena													
	(27) Kesena													
	(28) Imbulgoda													
Eastern	(29) Trincomalee													
	(30) Inginiyagala													
	(31) Valachchenai													
	(32) Ampara													
Western South	(33) Ratmalana													
	(34) Panadura													
	(35) O.D.B.(Kesbewa)													
	(36) Moratuwa													
	(37) Avissawella													
	(38) Pelawatte													
	(39) Sethsiriya													
	(40) Athurugiriya													
	(41) Sri Jaya'pura													
	(42) Deniyaya													
	(43) Hiriyala													
	(44) Kesbewa													
	(45) Angoda													
Southern	(46) Galle													
	(47) Deniyaya													
	(48) Matara													
	(49) New Galle													
	(50) Ambalangoda													
	(51) Hambantota													
	(52) Beruwala													
Uva	(53) Badulla													
	(54) Medagama													
Sabaragamuwa	(55) Balangoda													
	(56) Thulhiriya										3			13
	(57) Kotmale/upper													
	(58) Ratnapura													
	(59) Kegalle													
	(60) Agalawatta													
	(61) Embilipitiya													
Colombo	(62) Kelanitissa(CTS)													
	(63) Sub-E(Kotikawatta)													
	(64) Sub-F(Fort)													
	(65) Town Hall													
	(66) Sub-B													
		100	100	100	100	100	100	100	100	100	100	100	100	100

Province	Grid / Sub-Area	(14) Gonigaha	(15) Veyangoda	(16) Negombo	(17) Kelaniya	(18) Jaffna	(19) Trincomalee	(20) Ampara	(21) Batticaloa	(22) Kalmunai
Energy Demand in 2015		310.3	210.6	767.8	1036.4	824.6	254.4	67.3	157.2	35.5
North Central	(1) Anuradhapura									
	(2) Habarana						2			
	(3) Polonnaruwa								10	
Northern	(4) Chunnakam									
	(5) Kilinochchi									
	(6) Vavunia									
Central	(7) Kotmale/Upper Kotmale									
	(8) Ukuwela									
	(9) Rantembe									
	(10) Nuwara Eliya									
	(11) Wimalasurendra									
	(12) Pelakelle									
North Western	(13) Kurunegala									
	(14) Puttalam									
	(15) Bolawana			15						
	(16) Chilaw									
	(17) Kuliyapitiya									
	(18) Pannala									
Western North	(19) Kotugoda	15		20		33				
	(20) Sapugaskanda				10					
	(21) Biyagama	10			15					
	(22) Veyangoda	5	70	10						
	(23) Aniyakanda	45				40				
	(24) Kelaniya				22					
	(25) Muthurajawella				11	25				
	(26) Ginigathena				15					
	(27) Kesena			55						
	(28) Imbulgoda				16					
Eastern	(29) Trincomalee						98			
	(30) Inginiyagala							20		
	(31) Valachchenai								70	
	(32) Ampara							80	20	100
Western South	(33) Ratmalana									
	(34) Panadura									
	(35) O.D.B.(Kesbewa)				9					
	(36) Moratuwa									
	(37) Avissawella	20			2					
	(38) Pelawatte									
	(39) Sethsiriya									
	(40) Athurugiriya									
	(41) Sri Jaya'pura									
	(42) Deniyaya									
	(43) Hiriyala									
	(44) Kesbewa									
	(45) Angoda									
Southern	(46) Galle									
	(47) Deniyaya									
	(48) Matara									
	(49) New Galle									
	(50) Ambalangoda									
	(51) Hambantota									
	(52) Beruwala									
Uva	(53) Badulla									
	(54) Medagama									
Sabaragamuwa	(55) Balangoda									
	(56) Thulhiriya		30							
	(57) Kotmale/upper									
	(58) Ratnapura									
	(59) Kegalle									
	(60) Agalawatta	5								
	(61) Embilipitiya									
Colombo	(62) Kelanitissa(CTS)									
	(63) Sub-E(Kotikawatta)									
	(64) Sub-F(Fort)									
	(65) Town Hall									
	(66) Sub-B									
		100	100	100	100	100	100	100	100	100

Province	Grid / Sub-Area	(23) Ratmalana	(24) Panadura	(25) Sri Jaya'pura	(26) Kalutara	(27) Deniyaya	(28) Avissawella	(29) Hiriyala	(30) Galle	(31) Ambalangoda	(32) Hambantota	(33) Matara	(34) Welisara
Energy Demand in 2015		2785.4	137.5	2033.1	77.9	206.1	93.6	223.3	987.6	249.5	85.7	161.9	284.5
North Central	(1) Anuradhapura												
	(2) Habarana												
	(3) Polonnaruwa												
Northern	(4) Chunnakam												
	(5) Kilinochchi												
	(6) Vavunia												
Central	(7) Kotmale/Upper Kotmale												
	(8) Ukuwela												
	(9) Rantembe												
	(10) Nuwara Eliya												
	(11) Wimalasurendra												
	(12) Pelakelle												
North Western	(13) Kurunegala												
	(14) Puttalam												
	(15) Bolawana												
	(16) Chilaw												
	(17) Kuliyapitiya												
	(18) Pannala												
Western North	(19) Kotugoda												
	(20) Sapugaskanda												
	(21) Biyagama			15									
	(22) Veyangoda												
	(23) Aniyakanda												
	(24) Kelaniya												
	(25) Muthurajawella												
	(26) Ginigathena												
	(27) Kesena												
	(28) Imbulgoda												
Eastern	(29) Trincomalee												
	(30) Inginiyagala												
	(31) Valachchenai												
	(32) Ampara												
Western South	(33) Ratmalana	26											
	(34) Panadura	18	68.6	7									
	(35) O.D.B.(Kesbewa)			10									
	(36) Moratuwa				100			10		20			
	(37) Avissawella						70	10					
	(38) Pelawatte	17											
	(39) Sethsiriya												
	(40) Athurugiriya		11.4	20			30						
	(41) Sri Jaya'pura			30									
	(42) Deniyaya	20				100							
	(43) Hiriyala							80					
	(44) Kesbewa	19											
	(45) Angoda			24									
Southern	(46) Galle								40				
	(47) Deniyaya												
	(48) Matara										15	100	45
	(49) New Galle												55
	(50) Ambalangoda								40				
	(51) Hambantota									50			
	(52) Beruwala										77		
Uva	(53) Badulla								20	30			
	(54) Medagama												
Sabaragamuwa	(55) Balangoda												
	(56) Thulhiriya												
	(57) Kotmale/upper										8		
	(58) Ratnapura												
	(59) Kegalle												
	(60) Agalawatta												
	(61) Embilipitiya												
Colombo	(62) Kelanitissa(CTS)												
	(63) Sub-E(Kotikawatta)												
	(64) Sub-F(Fort)												
	(65) Town Hall												
	(66) Sub-B												
		100	100	100	100	100	100	100	100	100	100	100	100

Province	Grid / Sub-Area	(35) Badulla	(36) Dyatalawa	(37) Kegalle	(38) Ratnapura	(39) Kahawatta	(40) Colombo
Energy Demand in 2015		163.2	191.6	189.9	919.9	186.7	22815.5
North Central	(1) Anuradhapura						
	(2) Habarana						
	(3) Polonnaruwa						
Northern	(4) Chunnakam						
	(5) Kilinochchi						
	(6) Vavunia						
Central	(7) Kotmale/Upper Kotmale						
	(8) Ukuwela			5			
	(9) Rantembe						
	(10) Nuwara Eliya	15					
	(11) Wimalasurendra		30				
	(12) Pelakelle						
North Western	(13) Kurunegala						
	(14) Puttalam						
	(15) Bolawana						
	(16) Chilaw						
	(17) Kuliyapitiya						
	(18) Pannala						
Western North	(19) Kotugoda						
	(20) Sapugaskanda						
	(21) Biyagama						
	(22) Veyangoda						
	(23) Aniyakanda						
	(24) Kelaniya						
	(25) Muthurajawella						
	(26) Ginigathena						
	(27) Kesena						
	(28) Imbulgoda						
Eastern	(29) Trincomalee						
	(30) Inginiyagala						
	(31) Valachchenai	3					
	(32) Ampara						
Western South	(33) Ratmalana						
	(34) Panadura						
	(35) O.D.B.(Kesbewa)						
	(36) Moratuwa						15
	(37) Avissawella						
	(38) Pelawatte				10		
	(39) Sethsiriya						
	(40) Athurugiriya			15			
	(41) Sri Jaya'pura						
	(42) Deniyaya						
	(43) Hiriyala						
	(44) Kesbewa						
	(45) Angoda						
Southern	(46) Galle						
	(47) Deniyaya						
	(48) Matara					15	
	(49) New Galle						
	(50) Ambalangoda						
	(51) Hambantota						
	(52) Beruwala						
Uva	(53) Badulla	64	60				
	(54) Medagama	15					
Sabaragamuwa	(55) Balangoda		10			60	
	(56) Thulhiriya			20			
	(57) Kotmale/upper	5				27	
	(58) Ratnapura				60		
	(59) Kegalle			35			
	(60) Agalawatta			25			
	(61) Embilipitiya				30		
Colombo	(62) Kelanitissa(CTS)						22
	(63) Sub-E(Kotikawatta)						10
	(64) Sub-F(Fort)						10
	(65) Town Hall						20
	(66) Sub-B						23
		100	100	100	100	100	100