

CONFIDENTIAL

No. 006

APEC
Partners for Progress (PFP)
Research Report

(Part II: Reference)

March, 1995

Planning Department
Japan International Cooperation Agency

JICA LIBRARY

J 1129038 (4)



RARY



Contents

Notes

| | |
|--|---|
| Points regarding analysis tables and project lists | 1 |
| (1) Source of materials and selection criteria for listed projects | 1 |
| (2) Abbreviations | 2 |

I. Main points regarding reference materials

| | |
|--|---|
| 1. Current state of APEC projects | 4 |
| (1) Outline | 4 |
| (2) Contents of activities | 4 |
| (3) Overseers | 5 |
| (4) Financing | 6 |
| 2. Comparison with projects of other international organizations | 6 |
| (1) Trade and investment | 6 |
| (2) Other areas | 7 |

II. Project list

| | |
|---|----|
| 1. APEC projects | 16 |
| 2. Projects of aid implementing organizations | 26 |
| (1) UNDP | 26 |
| (2) ADB | 31 |
| 3. Projects of regional cooperation organizations | 35 |
| (1) ESCAP | 35 |
| (2) PECC | 36 |
| (3) ASEAN | 38 |
| 4. Projects related to cooperation among developing economies | 40 |
| (1) Activities of ECDC Committee of UNCTAD | 40 |
| (2) Activities of Asia-Africa Forum | 42 |
| (3) Japanese support for cooperation among developing economies | 44 |
| (4) Cooperation among developing APEC member economies | 45 |



1129038(4)

Notes

Contained herein are a list of projects conducted by APEC, aid implementing agencies and regional cooperation organizations; a list of activities related to cooperation among developing countries; and analyses and considerations related to APEC projects.

Points regarding the analysis tables and project lists:

(1) Source of materials (a) and Selection criteria for listed projects (b).

(A) APEC

- a. Senior Officials Meeting reports, administrative and financial committee materials, and interviews of working group representatives from the Ministry of Foreign Affairs of Japan or related ministries
- b. Activities in which the overseers and other member countries freely participate and receive the benefits.

(B) United Nations Development Programme (UNDP)

- a. "Compendium of Ongoing Projects as of 31 December 1993" and "Development Cooperation Report" (China, Indonesia, and Thailand)
- b. Projects currently in progress whose beneficiaries are newly industrializing economies (NIEs) and members of the Association of South East Nations (ASEAN), and in which contributions from the UNDP are estimated at one million dollars or more.

(C) Asian Development Bank (ADB)

- a. "Annual Report 1993" and "Loan, Technical Assistance, and Private Sector Operations Approvals May 94"
- b. Financial and technical cooperation, etc. approved in FY 1993, from the "Annual Report 1993"

(D) Economic and Social Commission for Asia and the Pacific (ESCAP)

- a. Materials of the Ministry of Foreign Affairs of Japan and the Japan ESCAP Association "Shiryō March and November 1994."
- b. Selection from above materials

(E) Pacific Economic Cooperation Council (PECC)

- a. Materials of the Japan National Committee for Pacific Economic Cooperation
- b. Projects approved by PECC which are currently in progress

(F) ASEAN

- a. "Annual Report of the ASEAN Standing Committee 1992-93"
- b. Projects under preparation or those currently in progress which are similar to the activities of APEC

(G) United Nations Conference on Trade and Development (UNCTAD)

- a. "UN Conference on Trade and Development Report"
- b. Selection from above report

(H) Asia-Africa Forum

- a. "The Inauguration of Asia-Africa Forum" materials
- b. Selection from above materials

(I) Japan and other APEC member countries' cooperation with developing countries

- a. Japan International Cooperation Agency (JICA) materials, Association for Promotion of International Cooperation (APIC) materials, ODA White Paper, and materials from Japanese embassies overseas
- b. Selection from above materials

(2) Abbreviations

(A) Country names

APEC member economies are identified by the first two letters in their names, in principle:

China = Ch

Hong Kong = HK

Japan = Ja

Korea = Ko

Taiwan = CT

Brunei = Br

Indonesia = In

Malaysia = Ma

Philippines = Ph

Singapore = Si

Thailand = Th

Canada = Ca

Chile = Chile

Mexico = Me

United States = US

Australia = Au

New Zealand = NZ

Papua New Guinea = PNG

Rotation = Ro

APEC Secretariat = Sec

(B) Stage of progress

1 = Under preparation

2 = In progress

3 = Completed

4 = Under proposal

I. Main points regarding reference materials

1. Current state of APEC projects

(1) Outline

(A) The majority of APEC projects are conducted by two committees and 10 working groups (hereinafter referred to as "WG"). At present, there are 176 projects currently in progress and a total of 242 projects, including those under preparation and those that have been completed.

(B) The Human Resources Development WG is involved in more projects (75) than any other committee or working group. This figure accounts for 31% of all APEC projects. The Committee on Trade and Investment places second with 36 projects (15%) and the Regional Energy Cooperation WG third with 32 projects (13%).

There are 64 projects (26%) related to trade and investment (including all projects of the Committee on Trade and Investment, Trade and Investment Data Review WG and Trade Promotion WG, as well as projects of other groups related to trade and investment).

These figures indicate a high level of interest among APEC members in human resources development, trade, investment and energy and the participation of countries at various stages of development in APEC activities.

(C) The Economic Committee and Tourism WG are involved in the least number of projects.

(2) Contents of activities --

(A) There is a limited amount of research on the Asia-Pacific region; consistent statistics and data are rare; and communication among the countries and regions is insufficient. The main objective of these projects is to compensate for these deficiencies. Specific activities consist of information exchange seminars, surveys and research in various fields, and information collecting for databases.

According to Table 2 (1), Table 2 (2) and Figure 2, approximately half of APEC projects involve surveys and research (47%; 113 projects). This is followed by projects involving seminars (41%; 98 projects) and those involving information collection (11%; 26).

Even in the Human Resources Development WG, most projects involve seminars, surveys and research, while only five of their projects involve training.

(B) Manuals and guidelines are being produced mainly in the trade and investment projects to introduce systems to facilitate coordination among participating countries.

(C) Survey results and collected data are published, if money can be procured from APEC funds or other sources, to promote accessibility to project findings and recommendations among member countries.

(3) Overseers

(A) According to Table 3 (1) and Figure 3, Australia serves as the overseer for the largest number of projects (48), followed by the United States (43), Japan (26) and Canada and Korea (22). While advanced countries occupy most of the top slots, Korea and other developing countries also serve as overseer for a large number of projects (Thailand: 11, Philippines: 10, Indonesia: 9, and China: 8).

In terms of trade and investment projects, Australia serves as overseer for 15 projects, the United States for 9 projects, Korea for 7 projects and Canada and Japan for 4 projects each.

(B) In terms of region (see Table 3 (2) and Table 3 (3)), Southeast Asian countries serve as overseer for a small number of projects, while the countries of Northeast Asia, Oceania and the United States equally share the overseer role. In terms of level of economic development, OECD member countries (excluding Mexico) account for the overwhelming majority of overseer positions (61%; 148 projects) followed by the NIEs (Asia and Central and South America) and other countries making an equal commitment of 39 projects each. OECD member countries serve as overseer for 55% of the projects related to trade and investment (see Table 3 (3)).

(C) The fields of interest for each respective region are as follows:

OECD member countries: Human resources development, trade and investment, energy and telecommunications

NIEs: Human resources development, trade and investment, energy and industrial technology

Others: Human resources development, trade and investment, fisheries, energy and industrial technology

(4) Financing

(A) Approximately half of the APEC projects obtain financing from APEC funds (see Table 4 (1)). The portion which cannot be covered by APEC funds is usually borne by either the overseer country or other member countries (clear numerical data are unavailable).

(B) The number of projects receiving 10,000 to 20,000 dollars from APEC funds is 25, while the number receiving 20,000 to 50,000 dollars is 51. This amounts to 31% of the total number of projects. The total proportion of projects receiving APEC funding is 66% (see Table 4 (2)). This funding is small on international project terms. Only seven projects receive funding of 100,000 dollars or more.

(C) Compared to projects funded exclusively by APEC, the number of projects receiving 50,000 to 100,000 dollars and the number receiving 100,000 dollars or more (sum of APEC and non-APEC funds or exclusively non-APEC funds) are increased from 18 to 25 and 7 to 22, respectively (see Table 4 (3)).

(D) According to Administrative and Financial Committee data and other sources, APEC funds are allocated for publishing and other administrative costs, while seminar and research activities are generally financed by the participating countries. Expenses for database building, surveys, research and other activities are considered to be costs to the overseer country.

(E) It can be deduced that projects of 100,000 dollars or more rely on non-APEC funds. These projects are usually in the fields of human resources development and trade and investment.

2. Comparison with projects of other international organizations

(1) Trade and investment

(A) APEC projects are characterized by an emphasis on trade and investment, even by comparison with other international organizations. The proportion of all APEC projects related to trade and investment is high (26.4%) in comparison with the proportion for UNDP (5.6%), ADB (0.8%), PECC (16.7%), and ASEAN (5.8%).

(B) Few trade and investment projects are taken up by aid implementing agencies, while relatively many are executed by regional cooperation organizations and through multilateral cooperation among developing countries. The projects of regional cooperation organizations also involve technical cooperation, but are typically centered around seminars, conferences and similar activities, as the projects of APEC. Most multilateral cooperation projects among developing countries are under proposal.

(C) In anticipation of a rapid increase in economic exchange in the Asia-Pacific region toward the 21st century, regional trade and investment projects are expected to be implemented with specific purposes; e.g. human resources training and the incorporation of new systems. Financing is expected to become a significant issue in the future.

(2) Other areas

(A) APEC does not have any committees or WG responsible for projects exclusively related to agriculture, industry, finance or basic human needs (BHN).

(B) By contrast with the projects of APEC, the projects of aid implementing organizations are often focused on agriculture, infrastructure (communications and transport) and BHN. Common areas of activities with all international organizations are trade and investment, human resources development, energy, fisheries and infrastructure (communications and transport). Seminars and other activities are conducted for the exchange of information in these areas.

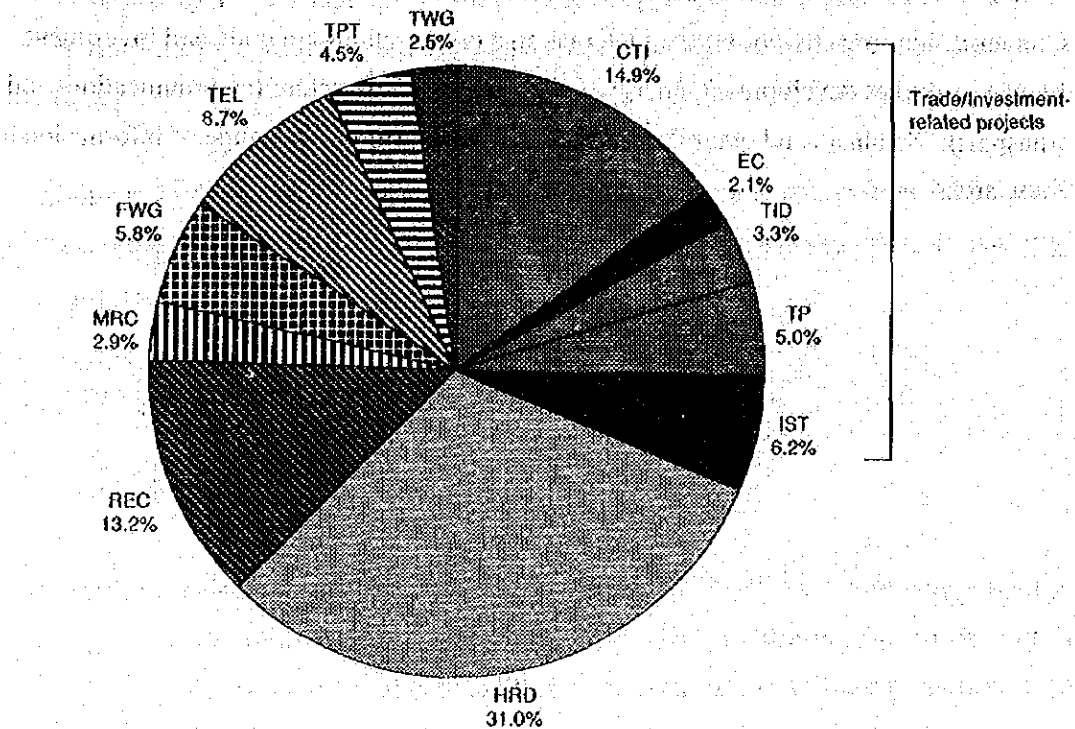
Appendix APEC Project

Table 1. Number and Distribution of Projects by Stage

| Stage | Planned | | Ongoing | | Completed | | Unidentified | | Total | | Share (%) |
|--------------------------|--------------|-----------|--------------|-----------|--------------|-----------|--------------|-----------|--------------|-----------|-----------|
| | No. projects | Share (%) | No. projects | Share (%) | No. projects | Share (%) | No. projects | Share (%) | No. projects | Share (%) | |
| Committee project | 2 | 4.9 | 32 | 78.0 | 7 | 17.1 | 0 | 0.0 | 41 | 100.0 | 16.9 |
| CTI | 2 | 5.6 | 28 | 77.8 | 6 | 16.7 | 0 | 0.0 | 36 | 100.0 | 14.9 |
| EC | 0 | 0.0 | 4 | 80.0 | 1 | 20.0 | 0 | 0.0 | 5 | 100.0 | 2.1 |
| WG projects | 15 | 7.5 | 144 | 71.6 | 33 | 16.4 | 9 | 4.6 | 201 | 100.0 | 83.1 |
| TID | 2 | 25.0 | 5 | 62.5 | 1 | 12.5 | 0 | 0.0 | 8 | 100.0 | 3.3 |
| TP | 1 | 8.3 | 9 | 75.0 | 1 | 8.3 | 1 | 8.3 | 12 | 100.0 | 5.0 |
| IST | 4 | 26.7 | 7 | 46.7 | 4 | 26.7 | 0 | 0.0 | 15 | 100.0 | 6.2 |
| HRD | 1 | 1.3 | 63 | 84.0 | 7 | 9.3 | 4 | 5.3 | 75 | 100.0 | 31.0 |
| - NEDM | 0 | 0.0 | 14 | 93.3 | 1 | 6.7 | 0 | 0.0 | 15 | 100.0 | 6.2 |
| - HURDIT | 1 | 5.0 | 12 | 60.0 | 6 | 30.0 | 1 | 5.0 | 20 | 100.0 | 8.3 |
| - BMN | 0 | 0.0 | 17 | 89.5 | 0 | 0.0 | 2 | 10.5 | 19 | 100.0 | 7.9 |
| - Education Forum | 0 | 0.0 | 11 | 91.7 | 0 | 0.0 | 1 | 8.3 | 12 | 100.0 | 5.0 |
| - Others | 0 | 0.0 | 9 | 100.0 | 0 | 0.0 | 0 | 0.0 | 9 | 100.0 | 3.7 |
| REC | 0 | 0.0 | 23 | 71.9 | 9 | 28.1 | 0 | 0.0 | 32 | 100.0 | 13.2 |
| MRC | 2 | 28.6 | 5 | 71.4 | 0 | 0.0 | 0 | 0.0 | 7 | 100.0 | 2.9 |
| FWG | 2 | 14.3 | 8 | 57.1 | 4 | 28.6 | 0 | 0.0 | 14 | 100.0 | 5.8 |
| TEL | 1 | 4.8 | 14 | 66.7 | 3 | 14.3 | 3 | 14.3 | 21 | 100.0 | 8.7 |
| TPT | 2 | 18.2 | 5 | 45.5 | 3 | 27.3 | 1 | 9.1 | 11 | 100.0 | 4.5 |
| TWG | 0 | 0.0 | 5 | 83.3 | 1 | 16.7 | 0 | 0.0 | 6 | 100.0 | 2.5 |
| Total | 17 | 7.0 | 176 | 72.7 | 40 | 16.5 | 9 | 3.7 | 242 | 100.0 | 100.0 |
| Trade/investment-related | 5 | 7.6 | 50 | 78.1 | 8 | 12.5 | 1 | 1.6 | 64 | 100.0 | 26.4 |

Note: The projects "APEC Center for Technology Exchange and Training for SMEs" and "3Es," each of which is implemented by more than one committee or working group, are counted as projects of the Industrial Science and Technology Working Group and the Economic Committee, respectively.

Figure 1. Distribution of Projects by Committee and Working Group



Note: The category "trade/investment-related projects" includes all CTI, TID and TP projects, and some EC and IST projects.

Table 2.1. Number of Projects by Type of Activities (1)

| | Data Compilation (2) | Survey/ Research | Publication (3) | Seminar (4) | Training (5) | Guideline/ system (6) | Other | Unidentified | Aggregate | Total no. projects |
|--------------------------|----------------------------|---------------------|--------------------|----------------|-----------------|-----------------------------|-------|--------------|-----------|-----------------------|
| Committed project | 2 | 22 | 7 | 19 | 0 | 2 | 0 | 2 | 54 | 41 |
| CTI | 1 | 18 | 6 | 19 | 0 | 2 | 0 | 2 | 48 | 36 |
| EC | 1 | 4 | 1 | 0 | 0 | 0 | 0 | 0 | 6 | 5 |
| WG projects | 24 | 91 | 33 | 79 | 10 | 3 | 7 | 22 | 269 | 201 |
| TID | 3 | 1 | 1 | 3 | 0 | 1 | 0 | 0 | 9 | 8 |
| TP | 2 | 2 | 1 | 6 | 2 | 1 | 0 | 1 | 15 | 12 |
| IST | 0 | 10 | 1 | 6 | 0 | 0 | 0 | 0 | 17 | 15 |
| HRD | 1 | 37 | 8 | 43 | 5 | 0 | 6 | 8 | 108 | 75 |
| - NEDM | 0 | 9 | 3 | 8 | 0 | 0 | 0 | 0 | 20 | 16 |
| - HURDIT | 0 | 8 | 1 | 13 | 1 | 0 | 0 | 6 | 29 | 20 |
| - BMN | 0 | 8 | 2 | 14 | 2 | 0 | 1 | 2 | 29 | 19 |
| - Education Forum | 1 | 6 | 2 | 6 | 0 | 0 | 1 | 0 | 16 | 12 |
| - Others | 0 | 6 | 0 | 2 | 2 | 0 | 4 | 0 | 14 | 9 |
| REC | 10 | 10 | 11 | 11 | 1 | 0 | 0 | 1 | 44 | 32 |
| MRC | 1 | 2 | 2 | 2 | 0 | 0 | 0 | 2 | 9 | 7 |
| FWG | 1 | 9 | 2 | 5 | 0 | 0 | 0 | 1 | 18 | 14 |
| TEL | 3 | 9 | 5 | 2 | 2 | 1 | 1 | 5 | 28 | 21 |
| TPT | 1 | 6 | 1 | 0 | 0 | 0 | 0 | 4 | 12 | 11 |
| TWG | 2 | 5 | 1 | 1 | 0 | 0 | 0 | 0 | 9 | 6 |
| Total | 26 | 113 | 40 | 96 | 10 | 5 | 7 | 24 | 323 | 242 |
| Trade/investment related | 0 | 26 | 9 | 30 | 2 | 4 | 0 | 4 | 81 | 64 |

(1) Aggregates exceed total project numbers because some projects involve more than one type of activity.

(2) Gathering of existing statistics and information.

(3) Publication of data obtained and research papers.

(4) Includes workshops, forums, symposiums and meetings.

(5) Includes the dispatch of specialist personnel.

(6) Formulation of new guidelines and systems.

Table 2.2. Distribution of Projects by Type of Activity (%)

| | Data Compilation (2) | Survey/ Research | Publication (3) | Seminar (4) | Training (5) | Guideline/ system (6) | Other | Unidentified | Total no. projects |
|--------------------------|----------------------------|---------------------|--------------------|----------------|-----------------|-----------------------------|-------|--------------|-----------------------|
| Committed project | 4.9 | 53.7 | 17.1 | 46.3 | 0.0 | 4.9 | 0.0 | 4.9 | 100.0 |
| CTI | 2.8 | 50.0 | 16.7 | 52.8 | 0.0 | 5.6 | 0.0 | 5.6 | 100.0 |
| EC | 20.0 | 80.0 | 20.0 | 0.0 | 0.0 | 0.0 | 0.0 | 0.0 | 100.0 |
| WG projects | 11.9 | 45.3 | 16.4 | 39.3 | 6.0 | 1.5 | 3.5 | 10.9 | 100.0 |
| TID | 37.5 | 12.5 | 12.5 | 37.5 | 0.0 | 12.5 | 0.0 | 0.0 | 100.0 |
| TP | 16.7 | 16.7 | 8.3 | 50.0 | 16.7 | 8.3 | 0.0 | 8.3 | 100.0 |
| IST | 0.0 | 66.7 | 6.7 | 40.0 | 0.0 | 0.0 | 0.0 | 0.0 | 100.0 |
| HRD | 1.3 | 49.3 | 10.7 | 57.3 | 6.7 | 0.0 | 8.0 | 10.7 | 100.0 |
| - NEDM | 0.0 | 60.0 | 20.0 | 53.3 | 0.0 | 0.0 | 0.0 | 0.0 | 100.0 |
| - HURDIT | 0.0 | 40.0 | 5.0 | 65.0 | 5.0 | 0.0 | 0.0 | 30.0 | 100.0 |
| - BMN | 0.0 | 42.1 | 10.5 | 73.7 | 10.5 | 0.0 | 5.3 | 10.5 | 100.0 |
| - Education Forum | 8.3 | 50.0 | 16.7 | 50.0 | 0.0 | 0.0 | 8.3 | 0.0 | 100.0 |
| - Others | 0.0 | 66.7 | 0.0 | 22.2 | 22.2 | 0.0 | 44.4 | 0.0 | 100.0 |
| REC | 31.3 | 31.3 | 34.4 | 34.4 | 3.1 | 0.0 | 0.0 | 3.1 | 100.0 |
| MRC | 14.3 | 28.6 | 28.6 | 28.6 | 0.0 | 0.0 | 0.0 | 28.6 | 100.0 |
| FWG | 7.1 | 64.3 | 14.3 | 35.7 | 0.0 | 0.0 | 0.0 | 7.1 | 100.0 |
| TEL | 14.3 | 42.9 | 23.8 | 9.5 | 9.5 | 4.8 | 4.8 | 23.8 | 100.0 |
| TPT | 9.1 | 54.5 | 9.1 | 0.0 | 0.0 | 0.0 | 0.0 | 36.4 | 100.0 |
| TWG | 33.3 | 83.3 | 16.7 | 16.7 | 0.0 | 0.0 | 0.0 | 0.0 | 100.0 |
| Total | 10.7 | 46.7 | 16.5 | 40.5 | 4.1 | 2.1 | 2.9 | 9.9 | 100.0 |
| Trade/investment related | 9.4 | 40.6 | 14.1 | 46.9 | 3.1 | 6.3 | 0.0 | 6.3 | 100.0 |

(2) - (6) Same as above.

Figure 2. Number of Projects by Type of Activities

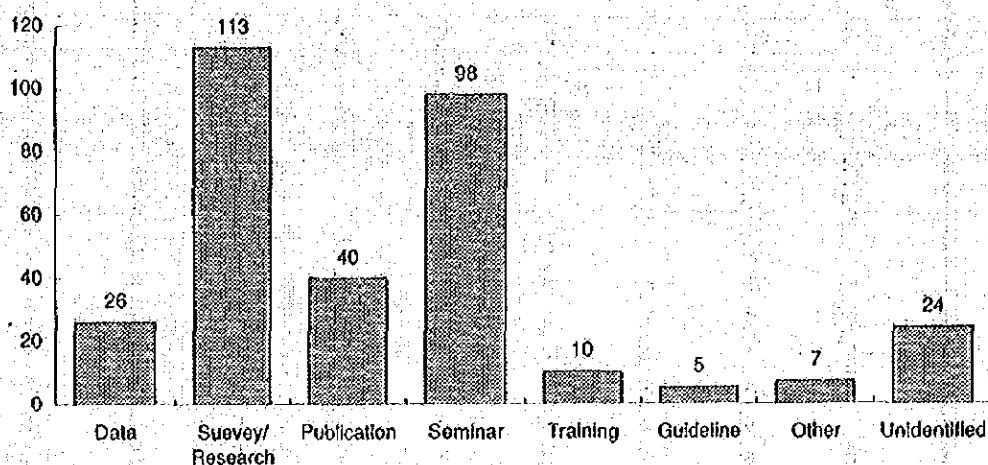


Table 3.1. Number of Projects by Overseer (1)

| | Northeast Asia | | | | | Southeast Asia | | | | | | Oceania | | | North/South America | | | | Other (2) | Unidentified | Aggregate | Total projects |
|--------------------------|----------------|----|----|----|----|----------------|----|----|----|----|----|---------|----|-----|---------------------|-------|----|----|-----------|--------------|-----------|----------------|
| | Ch | HK | Ja | Ko | CT | Br | In | Ma | Ph | Si | Th | Au | NZ | PNG | Ca | Chile | Me | US | | | | |
| Continental project | 1 | 0 | 2 | 4 | 2 | 0 | 1 | 0 | 2 | 0 | 0 | 10 | 2 | 0 | 4 | 0 | 1 | 7 | 2 | 4 | 42 | 41 |
| CTI | 1 | 0 | 1 | 4 | 2 | 0 | 1 | 0 | 1 | 0 | 0 | 9 | 2 | 0 | 3 | 0 | 1 | 7 | 1 | 4 | 37 | 36 |
| EC | 0 | 0 | 1 | 0 | 0 | 0 | 0 | 0 | 1 | 0 | 0 | 1 | 0 | 0 | 1 | 0 | 0 | 0 | 1 | 0 | 5 | 5 |
| WG projects | 7 | 1 | 24 | 18 | 8 | 0 | 8 | 1 | 8 | 5 | 11 | 38 | 8 | 0 | 17 | 0 | 0 | 36 | 4 | 21 | 215 | 201 |
| mp | 0 | 0 | 0 | 0 | 1 | 0 | 0 | 0 | 0 | 1 | 0 | 3 | 1 | 0 | 0 | 0 | 0 | 1 | 0 | 1 | 8 | 8 |
| TP | 0 | 0 | 1 | 1 | 1 | 0 | 0 | 0 | 0 | 1 | 0 | 3 | 0 | 0 | 0 | 0 | 0 | 1 | 0 | 4 | 12 | 12 |
| IST | 3 | 0 | 5 | 2 | 1 | 0 | 0 | 0 | 1 | 1 | 0 | 0 | 0 | 0 | 0 | 0 | 0 | 0 | 1 | 1 | 15 | 15 |
| HRD | 3 | 0 | 7 | 10 | 4 | 0 | 3 | 0 | 6 | 1 | 3 | 12 | 2 | 0 | 7 | 0 | 0 | 14 | 1 | 4 | 77 | 75 |
| - NEDM | 1 | 0 | 2 | 5 | 1 | 0 | 0 | 0 | 2 | 0 | 0 | 2 | 0 | 0 | 2 | 0 | 0 | 1 | 0 | 0 | 16 | 16 |
| - HURDIT | 0 | 0 | 1 | 1 | 0 | 0 | 3 | 0 | 3 | 1 | 0 | 4 | 0 | 0 | 1 | 0 | 0 | 5 | 0 | 2 | 21 | 20 |
| - BMN | 1 | 0 | 2 | 1 | 2 | 0 | 0 | 0 | 0 | 0 | 0 | 2 | 1 | 0 | 4 | 0 | 0 | 4 | 0 | 2 | 19 | 19 |
| - Education Forum | 1 | 0 | 1 | 1 | 1 | 0 | 0 | 0 | 1 | 0 | 2 | 2 | 1 | 0 | 0 | 0 | 0 | 2 | 0 | 0 | 12 | 12 |
| - Others | 0 | 0 | 1 | 2 | 0 | 0 | 0 | 0 | 0 | 0 | 1 | 2 | 0 | 0 | 0 | 0 | 0 | 2 | 1 | 0 | 9 | 9 |
| REC | 1 | 0 | 6 | 3 | 1 | 0 | 3 | 0 | 0 | 0 | 0 | 9 | 0 | 0 | 1 | 0 | 0 | 12 | 0 | 5 | 41 | 32 |
| MRC | 0 | 0 | 0 | 1 | 0 | 0 | 1 | 0 | 0 | 0 | 1 | 0 | 0 | 0 | 5 | 0 | 0 | 1 | 0 | 0 | 9 | 7 |
| FWG | 0 | 0 | 1 | 0 | 0 | 0 | 0 | 0 | 0 | 0 | 6 | 2 | 3 | 0 | 1 | 0 | 0 | 0 | 1 | 1 | 15 | 14 |
| TEL | 0 | 1 | 2 | 1 | 0 | 0 | 0 | 0 | 1 | 0 | 1 | 4 | 1 | 0 | 2 | 0 | 0 | 4 | 1 | 3 | 21 | 21 |
| IPT | 0 | 0 | 1 | 0 | 0 | 0 | 1 | 0 | 0 | 0 | 0 | 4 | 0 | 0 | 1 | 0 | 0 | 2 | 0 | 2 | 11 | 11 |
| TWG | 0 | 0 | 1 | 0 | 0 | 0 | 0 | 1 | 0 | 1 | 0 | 1 | 1 | 0 | 0 | 0 | 0 | 1 | 0 | 0 | 6 | 6 |
| Total | 8 | 1 | 26 | 22 | 10 | 0 | 9 | 1 | 10 | 5 | 11 | 49 | 10 | 0 | 21 | 0 | 1 | 43 | 6 | 25 | 257 | 242 |
| Trade/investment related | 2 | 0 | 4 | 7 | 4 | 0 | 1 | 0 | 2 | 2 | 0 | 15 | 3 | 0 | 4 | 0 | 1 | 9 | 1 | 10 | 65 | 64 |

(1) Aggregates exceed total project numbers because some projects involve more than one overseer.

(2) Includes projects overseen by the APEC Secretariat, the NAFTA/AFTA secretariats, PECC, or on a relation basis.

Table 3.2. Number of Projects (Overseers) by Region

| | Region | | | | Degree of Economic Development | | | Other/ Uniden- tified | Aggregate | Total (projects) |
|--------------------------|----------------|----------------|---------|-------------------------|--------------------------------|-------------|---------------|-----------------------------|-----------|---------------------|
| | Southeast Asia | Northeast Asia | Oceania | North/ South America | OECD members (1) | NIEs (2) | Others (3) | | | |
| Committee project | 9 | 3 | 12 | 12 | 25 | 7 | 4 | 6 | 42 | 41 |
| CTI | 8 | 2 | 11 | 11 | 22 | 7 | 3 | 5 | 37 | 36 |
| EC | 1 | 1 | 1 | 1 | 3 | 0 | 1 | 1 | 5 | 5 |
| WG projects | 58 | 33 | 46 | 53 | 123 | 32 | 35 | 25 | 215 | 201 |
| TID | 1 | 1 | 4 | 1 | 5 | 2 | 0 | 1 | 8 | 8 |
| TP | 3 | 1 | 3 | 1 | 5 | 3 | 0 | 4 | 12 | 12 |
| IST | 11 | 2 | 0 | 0 | 5 | 4 | 4 | 2 | 15 | 15 |
| HRD | 24 | 13 | 14 | 21 | 42 | 15 | 15 | 5 | 77 | 75 |
| - NEDM | 9 | 2 | 2 | 3 | 7 | 6 | 3 | 0 | 16 | 16 |
| - HURDIT | 2 | 7 | 4 | 6 | 11 | 2 | 6 | 2 | 21 | 20 |
| - BMN | 6 | 0 | 3 | 8 | 13 | 3 | 1 | 2 | 19 | 19 |
| - Education Forum | 4 | 3 | 3 | 2 | 6 | 2 | 4 | 0 | 12 | 12 |
| - Others | 3 | 1 | 2 | 2 | 5 | 2 | 1 | 1 | 9 | 9 |
| REC | 11 | 3 | 9 | 13 | 28 | 4 | 4 | 5 | 41 | 32 |
| MRC | 1 | 2 | 0 | 6 | 6 | 1 | 2 | 0 | 9 | 7 |
| FWG | 1 | 6 | 5 | 1 | 7 | 0 | 6 | 2 | 15 | 14 |
| TEL | 4 | 2 | 5 | 6 | 13 | 2 | 2 | 4 | 21 | 21 |
| TPT | 1 | 1 | 4 | 3 | 8 | 0 | 1 | 2 | 11 | 11 |
| TWG | 1 | 2 | 2 | 1 | 4 | 1 | 1 | 0 | 6 | 6 |
| Total | 67 | 38 | 58 | 65 | 148 | 39 | 39 | 31 | 257 | 242 |
| Trade/investment related | 17 | 5 | 18 | 14 | 35 | 14 | 5 | 11 | 65 | 64 |

(1) Includes Japan, Australia, New Zealand, Canada, and the United States.

(2) Includes Hong Kong, South Korea, Taiwan, Singapore, Chile, and Mexico.

(3) Includes China, Brunel, Indonesia, Malaysia, the Philippines, Thailand and Papua New Guinea.

Figure 3. Number of Projects (Overseers) by Region

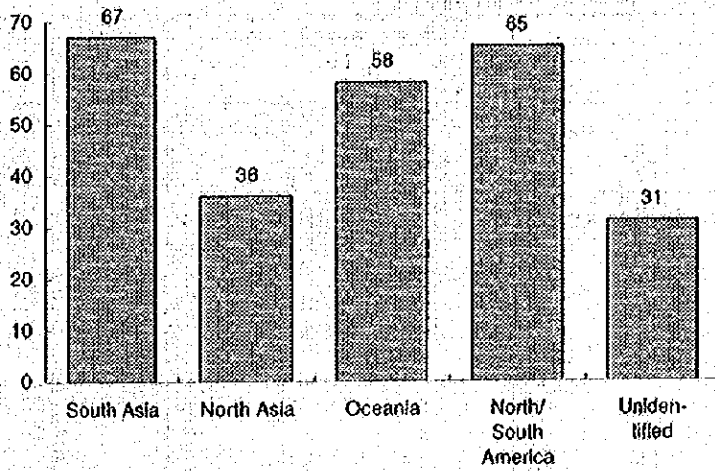


Table 3.3. Distribution of Committee/Working Group Projects (Overseers) by Region (%) (4)

| Stage | Region | | | | Degree of Economic Development | | | Other/ Undeter- mined | Total (projects) |
|--------------------------|----------------|----------------|---------|-------------------------|--------------------------------|-------------|---------------|-----------------------------|---------------------|
| | Southeast Asia | Northeast Asia | Oceania | North/ South America | OECD members (1) | NIEs (2) | Others (3) | | |
| Committed project | 22.0 | 7.3 | 29.3 | 29.3 | 61.0 | 17.1 | 9.8 | 14.6 | 100.0 |
| CTI | 22.2 | 5.6 | 30.6 | 30.6 | 61.1 | 19.4 | 8.3 | 13.9 | 100.0 |
| EC | 20.0 | 20.0 | 20.0 | 20.0 | 60.0 | 0.0 | 20.0 | 20.0 | 100.0 |
| WG projects | 28.9 | 18.4 | 22.9 | 28.4 | 61.2 | 15.9 | 17.4 | 12.4 | 100.0 |
| TID | 12.5 | 12.5 | 50.0 | 12.5 | 62.5 | 25.0 | 0.0 | 12.6 | 100.0 |
| TP | 25.0 | 8.3 | 25.0 | 8.3 | 41.7 | 25.0 | 0.0 | 33.3 | 100.0 |
| IST | 73.3 | 13.3 | 0.0 | 0.0 | 33.3 | 26.7 | 26.7 | 13.3 | 100.0 |
| HRD | 32.0 | 17.3 | 18.7 | 28.0 | 56.0 | 20.0 | 20.0 | 6.7 | 100.0 |
| - NEDM | 60.0 | 13.3 | 13.3 | 20.0 | 46.7 | 40.0 | 20.0 | 0.0 | 100.0 |
| - HURDIT | 10.0 | 35.0 | 20.0 | 30.0 | 55.0 | 10.0 | 30.0 | 10.0 | 100.0 |
| - BMN | 31.6 | 0.0 | 15.8 | 42.1 | 68.4 | 15.8 | 5.3 | 10.5 | 100.0 |
| - Education Reform | 33.3 | 25.0 | 25.0 | 16.7 | 50.0 | 16.7 | 33.3 | 0.0 | 100.0 |
| - Others | 33.3 | 11.1 | 22.2 | 22.2 | 55.6 | 22.2 | 11.1 | 11.1 | 100.0 |
| REC | 34.4 | 9.4 | 28.1 | 40.6 | 87.5 | 12.5 | 12.5 | 15.6 | 100.0 |
| MRC | 14.3 | 28.6 | 0.0 | 85.7 | 85.7 | 14.3 | 28.6 | 0.0 | 100.0 |
| FWG | 7.1 | 42.9 | 35.7 | 7.1 | 50.0 | 0.0 | 42.9 | 14.3 | 100.0 |
| TEL | 19.0 | 9.5 | 23.8 | 28.6 | 61.9 | 9.5 | 9.5 | 19.0 | 100.0 |
| TPT | 9.1 | 9.1 | 36.4 | 27.3 | 72.7 | 0.0 | 9.1 | 18.2 | 100.0 |
| TWG | 16.7 | 33.3 | 33.3 | 16.7 | 66.7 | 16.7 | 16.7 | 0.0 | 100.0 |
| Total | 27.7 | 14.9 | 24.0 | 26.9 | 61.2 | 16.1 | 16.1 | 12.8 | 100.0 |
| Trade/Investment related | 26.6 | 7.6 | 28.1 | 21.9 | 64.7 | 21.9 | 7.8 | 17.2 | 100.0 |

(1) Japan, Australia, New Zealand, Canada, and the United States.

(2) Hong Kong, South Korea, Taiwan, Singapore, Chile, and Mexico.

(3) China, Brunei, Indonesia, Malaysia, the Philippines, Thailand and Papua New Guinea.

(4) Aggregates of regional, development-stage and other percentages exceed 100% because some projects involve more than one overseer.

Table 3.4. Distribution of Regional Projects (Overseers) by Committee/Working Group (%)

| Stage | Region | | | | Degree of Economic Development | | | Other/ Undeter- mined | Total (projects) |
|--------------------------|----------------|----------------|---------|-------------------------|--------------------------------|-------------|---------------|-----------------------------|---------------------|
| | Southeast Asia | Northeast Asia | Oceania | North/ South America | OECD members (1) | NIEs (2) | Others (3) | | |
| Committed project | 13.4 | 8.3 | 20.7 | 18.5 | 16.9 | 17.9 | 10.3 | 19.4 | 16.3 |
| CTI | 11.9 | 5.6 | 19.0 | 16.9 | 14.9 | 17.9 | 7.7 | 16.1 | 14.4 |
| EC | 1.5 | 2.8 | 1.7 | 1.5 | 2.0 | 0.0 | 2.6 | 3.2 | 1.9 |
| WG projects | 86.6 | 91.7 | 79.3 | 81.5 | 83.1 | 82.1 | 89.7 | 80.6 | 83.7 |
| TID | 1.5 | 2.8 | 6.9 | 1.5 | 3.4 | 5.1 | 0.0 | 3.2 | 3.1 |
| TP | 4.5 | 2.8 | 5.2 | 1.5 | 3.4 | 7.7 | 0.0 | 12.9 | 4.7 |
| IST | 16.4 | 5.6 | 0.0 | 0.0 | 3.4 | 10.3 | 10.3 | 6.5 | 5.8 |
| HRD | 35.8 | 36.1 | 24.1 | 32.3 | 28.4 | 38.5 | 38.5 | 16.1 | 30.0 |
| - NEDM | 13.4 | 5.6 | 3.4 | 4.6 | 4.7 | 15.4 | 7.7 | 0.0 | 6.2 |
| - HURDIT | 3.0 | 19.4 | 6.9 | 9.2 | 7.4 | 5.1 | 15.4 | 6.5 | 8.2 |
| - BMN | 9.0 | 0.0 | 5.2 | 12.3 | 8.8 | 7.7 | 2.6 | 6.5 | 7.4 |
| - Education Forum | 6.0 | 8.3 | 5.2 | 3.1 | 4.1 | 5.1 | 10.3 | 0.0 | 4.7 |
| - Others | 4.5 | 2.8 | 3.4 | 3.1 | 3.4 | 5.1 | 2.6 | 3.2 | 3.5 |
| REC | 16.4 | 8.3 | 15.5 | 20.0 | 18.9 | 10.3 | 10.3 | 16.1 | 16.0 |
| MRC | 1.5 | 5.6 | 0.0 | 9.2 | 4.1 | 2.6 | 5.1 | 0.0 | 3.6 |
| FWG | 1.5 | 16.7 | 8.6 | 1.5 | 4.7 | 0.0 | 15.4 | 6.5 | 5.8 |
| TEL | 6.0 | 5.6 | 8.6 | 9.2 | 8.8 | 5.1 | 5.1 | 12.9 | 8.2 |
| TPT | 1.5 | 2.8 | 6.9 | 4.6 | 5.4 | 0.0 | 2.6 | 6.5 | 4.9 |
| TWG | 1.5 | 5.6 | 3.4 | 1.5 | 2.7 | 2.6 | 2.6 | 0.0 | 2.3 |
| Total | 100.0 | 100.0 | 100.0 | 100.0 | 100.0 | 100.0 | 100.0 | 100.0 | 100.0 |
| Trade/Investment related | 25.4 | 13.9 | 31.0 | 21.5 | 23.6 | 35.9 | 12.8 | 35.5 | 25.3 |

(1) Japan, Australia, New Zealand, Canada, and the United States.

(2) Hong Kong, South Korea, Taiwan, Singapore, Chile, and Mexico.

(3) China, Brunei, Indonesia, Malaysia, the Philippines, Thailand and Papua New Guinea.

Table 4.1. Number and Distribution of Projects by Source of Operational Funds

| Stage | APEC Fund | | Overseer countries | | Other participating countries | | Others | | Undetermined | | Aggregate | Total | |
|--------------------------|--------------|------|--------------------|------|-------------------------------|------|--------------|------|--------------|-------|-----------|--------------|-------|
| | No. projects | % | No. projects | % | No. projects | % | No. projects | % | No. projects | % | | No. projects | % |
| Committee project | 12 | 29.3 | 2 | 4.8 | 1 | 2.4 | 0 | 0.0 | 27 | 65.9 | 42 | 41 | 100.0 |
| CTI | 12 | 33.3 | 1 | 2.6 | 1 | 2.6 | 0 | 0.0 | 25 | 64.1 | 39 | 36 | 100.0 |
| EC | 0 | 0.0 | 1 | 20.0 | 0 | 0.0 | 0 | 0.0 | 4 | 80.0 | 5 | 5 | 100.0 |
| WG projects | 104 | 51.7 | 47 | 20.3 | 17 | 7.4 | 6 | 2.6 | 57 | 24.7 | 231 | 201 | 100.0 |
| no | 3 | 37.5 | 3 | 33.3 | 2 | 22.2 | 0 | 0.0 | 1 | 11.1 | 9 | 8 | 100.0 |
| TP | 4 | 33.3 | 5 | 38.5 | 1 | 7.7 | 0 | 0.0 | 3 | 23.1 | 13 | 12 | 100.0 |
| ST | 2 | 13.3 | 4 | 23.5 | 2 | 11.8 | 0 | 0.0 | 9 | 52.9 | 17 | 16 | 100.0 |
| HRD | 38 | 50.7 | 10 | 12.0 | 6 | 7.2 | 6 | 7.2 | 23 | 27.7 | 83 | 75 | 100.0 |
| - NEDM | 10 | 66.7 | 4 | 22.2 | 0 | 0.0 | 0 | 0.0 | 4 | 22.2 | 18 | 15 | 100.0 |
| - HURDIT | 15 | 75.0 | 0 | 0.0 | 0 | 0.0 | 0 | 0.0 | 5 | 25.0 | 20 | 20 | 100.0 |
| - BMN | 12 | 63.2 | 1 | 4.2 | 0 | 0.0 | 5 | 20.8 | 6 | 25.0 | 24 | 19 | 100.0 |
| - Education Forum | 1 | 8.3 | 6 | 42.9 | 6 | 42.9 | 0 | 0.0 | 1 | 7.1 | 14 | 12 | 100.0 |
| - Others | 0 | 0.0 | 0 | 0.0 | 0 | 0.0 | 0 | 0.0 | 9 | 100.0 | 9 | 9 | 100.0 |
| REC | 24 | 75.0 | 11 | 27.5 | 5 | 12.5 | 0 | 0.0 | 0 | 0.0 | 40 | 32 | 100.0 |
| MRC | 4 | 57.1 | 1 | 14.3 | 0 | 0.0 | 0 | 0.0 | 2 | 28.6 | 7 | 7 | 100.0 |
| FWG | 5 | 35.7 | 3 | 17.8 | 0 | 0.0 | 0 | 0.0 | 9 | 52.9 | 17 | 14 | 100.0 |
| TEL | 16 | 76.2 | 6 | 20.0 | 1 | 4.0 | 0 | 0.0 | 3 | 12.0 | 25 | 21 | 100.0 |
| TPT | 6 | 54.5 | 1 | 8.3 | 0 | 0.0 | 0 | 0.0 | 5 | 41.7 | 12 | 11 | 100.0 |
| TWG | 2 | 33.3 | 3 | 42.9 | 0 | 0.0 | 0 | 0.0 | 2 | 28.6 | 7 | 6 | 100.0 |
| Total | 138 | 47.9 | 49 | 17.0 | 18 | 6.6 | 6 | 2.2 | 64 | 20.8 | 273 | 245 | 100.0 |
| Trade investment related | 20 | 11.3 | 10 | 14.8 | 6 | 7.2 | 0 | 0.0 | 31 | 29.9 | 63 | 64 | 100.0 |

Note: Aggregates exceed total number of projects because some projects are funded from more than one source.

Table 4.2. Number and Distribution of APEC Fund-Supported Projects by Funding Amount

| Stage | Up to US\$10,000 | | \$10,000-20,000 | | \$20,000-50,000 | | \$50,000-100,000 | | Over \$100,000 | | Aggregate | Total | |
|--------------------------|------------------|------|-----------------|------|-----------------|------|------------------|------|----------------|------|-----------|--------------|-------|
| | No. projects | % | No. projects | % | No. projects | % | No. projects | % | No. projects | % | | No. projects | % |
| Committee project | 1 | 2.4 | 3 | 7.3 | 1 | 2.4 | 3 | 7.3 | 4 | 9.8 | 12 | 41 | 100.0 |
| CTI | 1 | 2.8 | 3 | 8.3 | 1 | 2.8 | 3 | 8.3 | 4 | 11.1 | 12 | 36 | 100.0 |
| EC | 0 | 0.0 | 0 | 0.0 | 0 | 0.0 | 0 | 0.0 | 0 | 0.0 | 0 | 5 | 100.0 |
| WG projects | 14 | 7.0 | 22 | 10.9 | 50 | 24.9 | 15 | 7.5 | 3 | 1.6 | 104 | 201 | 100.0 |
| no | 2 | 25.0 | 0 | 0.0 | 0 | 0.0 | 0 | 0.0 | 1 | 12.5 | 3 | 8 | 100.0 |
| TP | 2 | 16.7 | 1 | 8.3 | 0 | 0.0 | 0 | 0.0 | 1 | 8.3 | 4 | 12 | 100.0 |
| ST | 0 | 0.0 | 1 | 6.7 | 1 | 6.7 | 0 | 0.0 | 0 | 0.0 | 2 | 15 | 100.0 |
| HRD | 2 | 2.7 | 11 | 14.7 | 19 | 25.3 | 5 | 6.7 | 1 | 1.3 | 38 | 75 | 100.0 |
| - NEDM | 1 | 6.7 | 3 | 20.0 | 5 | 33.3 | 1 | 6.7 | 0 | 0.0 | 10 | 15 | 100.0 |
| - HURDIT | 1 | 5.0 | 5 | 25.0 | 6 | 30.0 | 2 | 10.0 | 1 | 5.0 | 15 | 20 | 100.0 |
| - BMN | 0 | 0.0 | 3 | 15.8 | 7 | 36.8 | 2 | 10.5 | 0 | 0.0 | 12 | 19 | 100.0 |
| - Education Forum | 0 | 0.0 | 0 | 0.0 | 1 | 8.3 | 0 | 0.0 | 0 | 0.0 | 1 | 12 | 100.0 |
| - Others | 0 | 0.0 | 0 | 0.0 | 0 | 0.0 | 0 | 0.0 | 0 | 0.0 | 0 | 9 | 100.0 |
| REC | 0 | 0.0 | 1 | 3.1 | 20 | 62.5 | 3 | 9.4 | 0 | 0.0 | 24 | 32 | 100.0 |
| MRC | 1 | 14.3 | 1 | 14.3 | 1 | 14.3 | 1 | 14.3 | 0 | 0.0 | 4 | 7 | 100.0 |
| FWG | 0 | 0.0 | 1 | 7.1 | 3 | 21.4 | 1 | 7.1 | 0 | 0.0 | 5 | 14 | 100.0 |
| TEL | 4 | 19.0 | 4 | 19.0 | 5 | 23.8 | 3 | 14.3 | 0 | 0.0 | 16 | 21 | 100.0 |
| TPT | 3 | 27.3 | 2 | 18.2 | 0 | 0.0 | 1 | 9.1 | 0 | 0.0 | 6 | 11 | 100.0 |
| TWG | 0 | 0.0 | 0 | 0.0 | 1 | 16.7 | 1 | 16.7 | 0 | 0.0 | 2 | 6 | 100.0 |
| Total | 15 | 6.2 | 25 | 10.3 | 61 | 21.1 | 18 | 7.4 | 7 | 2.9 | 116 | 242 | 100.0 |
| Trade investment related | 5 | 7.8 | 5 | 7.3 | 1 | 1.6 | 3 | 4.7 | 6 | 9.4 | 20 | 64 | 100.0 |

Distribution of APEC Fund-Supported Projects

| | | | | | | | | | | | | |
|-------|----|------|----|------|----|------|----|------|---|-----|-----|-------|
| Total | 15 | 12.9 | 25 | 21.6 | 51 | 44.0 | 18 | 15.5 | 7 | 6.0 | 116 | 100.0 |
|-------|----|------|----|------|----|------|----|------|---|-----|-----|-------|

Table 4.3. Number and Distribution of Projects by Funding Amount

| Stage | Up to US\$10,000 | | \$10,000-20,000 | | \$20,000-50,000 | | \$50,000-100,000 | | Over \$100,000 | | Aggregate | Total | |
|--------------------------|------------------|------|-----------------|------|-----------------|------|------------------|------|----------------|------|-----------|--------------|-------|
| | No. projects | % | No. projects | % | No. projects | % | No. projects | % | No. projects | % | | No. projects | % |
| Committee project | 1 | 2.4 | 3 | 7.3 | 0 | 0.0 | 3 | 7.3 | 4 | 9.8 | 11 | 41 | 100.0 |
| CTI | 1 | 2.8 | 3 | 8.3 | 0 | 0.0 | 3 | 8.3 | 4 | 11.1 | 11 | 36 | 100.0 |
| EC | 0 | 0.0 | 0 | 0.0 | 0 | 0.0 | 0 | 0.0 | 0 | 0.0 | 0 | 5 | 100.0 |
| WG projects | 17 | 8.5 | 20 | 10.0 | 39 | 19.4 | 22 | 10.9 | 18 | 9.0 | 116 | 201 | 100.0 |
| no | 2 | 25.0 | 0 | 0.0 | 0 | 0.0 | 0 | 0.0 | 1 | 12.5 | 3 | 8 | 100.0 |
| TP | 3 | 25.0 | 1 | 8.3 | 0 | 0.0 | 0 | 0.0 | 2 | 16.7 | 6 | 12 | 100.0 |
| ST | 0 | 0.0 | 1 | 6.7 | 0 | 0.0 | 2 | 13.3 | 2 | 13.3 | 5 | 16 | 100.0 |
| HRD | 2 | 2.7 | 10 | 13.3 | 15 | 20.0 | 6 | 8.0 | 7 | 9.3 | 40 | 75 | 100.0 |
| - NEDM | 1 | 6.7 | 3 | 20.0 | 6 | 40.0 | 1 | 6.7 | 0 | 0.0 | 11 | 15 | 100.0 |
| - HURDIT | 1 | 5.0 | 5 | 25.0 | 4 | 20.0 | 2 | 10.0 | 2 | 10.0 | 14 | 20 | 100.0 |
| - BMN | 0 | 0.0 | 2 | 10.5 | 4 | 21.1 | 3 | 15.8 | 4 | 21.1 | 13 | 19 | 100.0 |
| - Education Forum | 0 | 0.0 | 0 | 0.0 | 1 | 8.3 | 0 | 0.0 | 1 | 8.3 | 2 | 12 | 100.0 |
| - Others | 0 | 0.0 | 0 | 0.0 | 0 | 0.0 | 0 | 0.0 | 0 | 0.0 | 0 | 9 | 100.0 |
| REC | 0 | 0.0 | 1 | 3.1 | 17 | 53.1 | 6 | 18.8 | 5 | 16.6 | 29 | 32 | 100.0 |
| MRC | 2 | 28.6 | 1 | 14.3 | 1 | 14.3 | 1 | 14.3 | 0 | 0.0 | 5 | 7 | 100.0 |
| FWG | 0 | 0.0 | 0 | 0.0 | 1 | 7.1 | 1 | 7.1 | 0 | 0.0 | 2 | 14 | 100.0 |
| TEL | 5 | 23.8 | 4 | 19.0 | 4 | 19.0 | 4 | 19.0 | 0 | 0.0 | 17 | 21 | 100.0 |
| TPT | 3 | 27.3 | 2 | 18.2 | 0 | 0.0 | 1 | 9.1 | 0 | 0.0 | 6 | 11 | 100.0 |
| TWG | 0 | 0.0 | 0 | 0.0 | 1 | 16.7 | 1 | 16.7 | 1 | 16.7 | 3 | 6 | 100.0 |
| Total | 16 | 7.4 | 23 | 9.6 | 39 | 16.1 | 25 | 10.9 | 22 | 9.1 | 127 | 242 | 100.0 |
| Trade investment related | 5 | 7.8 | 5 | 7.8 | 1 | 1.6 | 4 | 6.3 | 7 | 10.9 | 22 | 64 | 100.0 |

Note: Projects funded by more than one source classified according to the total amount.

Table 5. Number and Distribution of Trade and Investment-Related Projects conducted by APEC and Other International Organizations

| | No. projects | | Share | | Notes: |
|--|----------------------|-------|----------------------|--------|--|
| | Trade/ Investment | Total | Trade/ Investment | Total | |
| APEC | 64 | 242 | 26.4% | 100.0% | Includes surveys, meetings and seminars aimed at creating a system to facilitate trade and investment in the region. |
| UNDP | 7 | 126 | 5.6% | 100.0% | Includes support for the personnel training and for policy formulation in the trade field. |
| ADB (Finance) | 6 | 589 | 1.0% | 100.0% | Financing for investment banks, trade and investment organizations, and specific projects aimed at promoting trade and investment. |
| ADB (Technical Assistance) | 5 | 804 | 0.6% | 100.0% | Surveys and support for training in the trade and investment field. |
| ADB (Finance and Technical Assistance) | 11 | 1,393 | 0.8% | 100.0% | |
| ADB (Regional Cooperation) | 35 | 580 | 6.0% | 100.0% | Seminars and conferences on trade and foreign direct investment. |
| PECC | 4 | 24 | 16.7% | 100.0% | Surveys on trade policy and financial markets. |
| ASEAN | 20 | 343 | 5.8% | 100.0% | Meetings and seminars on trade and investment. |

Note: Projects considered: All APEC, ADB and ASEAN projects; UNDP projects directed at Asian NIEs and ASEAN countries; and all current PECC projects.

Source: Materials supplied by each organization.

Table 6. Comparison of Committee and Project Areas in APEC and Other International Bodies

| APEC | UNDP | ADB | ESCAP | PECC | ASEAN |
|--------------------------|--|--|---|---|---|
| Trade/Investment | Development/ Trade and development | Industry and non- fuel minerals/Finance | Regional economic cooperation | Economic policy | Trade and Tourism |
| Economy | | | Statistics | Pacific region economic forecasts | |
| Industrial technology | Industry/Science and technology | | Regional economic cooperation | Science and technology | Science and technology |
| HRD | Education/ Employment/ Development | Social infrastructure | Regional cooperation | HRD | All areas |
| Energy | Energy | Energy | Environment and sustainable development | Minerals and energy | Industrial mineral and energy |
| Marine resources | Natural resources | Industry and non- fuel minerals/ Environment | Environment and sustainable development | | Environment |
| Fisheries | Agriculture, forestry and fisheries | Agriculture and agri-business | Regional economic cooperation | Fisheries | Foods, agriculture, forestry |
| Telecommunica- tions | Telecommunica- tions and information | Transportation and telecommunications | Transportation and telecommunications | Transportation, telecommunica- tions and tourism(3T) | Transportation and telecommuni- cations/Culture and information |
| Transportation | Transportation | Transportation and telecommunications | Transportation and telecommunications | Transportation, telecommunica- tions and tourism(3T) | Transportation and telecommunications |
| Tourism | Trade and development | | | Transportation, telecommunica- tions and tourism(3T) | Trade and Tourism |
| (Foods/ agriculture) | Agriculture, forestry and fisheries | Agriculture and agri-business | Regional cooperation | Foods and agriculture | Foods, agriculture, forestry |
| (Manufacturing) | Industry | Industry and non- fuel minerals | | | |
| (Finance) | Development | Finance | | Others | Finance |
| (BHN) | Health/Housing | Social infrastructure | Poverty Alleviation through economic growth and social development | | Social development/ Culture and infor- mation /Narcotics- related/ Drugs |
| (Region) | | | Island nations | Pacific island nations | |
| (Region) | | | LDC, landlocked countries | | |

Note: Dark cells indicate areas with few projects.
Source: Materials supplied by each organization.

II Project List

APEC Project List

A=Project overseer, abbreviated to initials or first two letters; CT= Taiwan; Ro=on rotation basis; Sec=Secretariat

B=Project stage; 1=Preparatory; 2=Ongoing; 3=Completed

C=Amount provided by APEC Central Funds (US\$)

D=Other funding sources and amounts provided (US\$, unless otherwise indicated)

Blanks in columns A-D indicate information was not available.

"0" in column C indicates no funding was provided.

For projects involving more than one committee or group, the name thereof is given in parenthesis after the project name

<I>COMMITTEES

<1>COMMITTEE ON TRADE AND INVESTMENT (CTI)

| Project Name | Activity | A | B | C | D |
|---|------------------------|-----------------------|---|---------|--------|
| (1) Trade Policy Dialogue | | | | | |
| Deregulation Initiative | Study | In | 2 | | |
| Dispute Mediation | Meeting | Ca | 2 | | |
| Sub-regional Arrangements such as NAFTA, AFTA | Meeting | NAFTA /AFTA Sec | 2 | | |
| (2) Uruguay Round Implementation | | | | | |
| Workshop on Agriculture | Workshop | Me | 1 | | |
| Workshop on Rules of Origin | Workshop | Ch | 1 | | |
| Publication of the Reports of Deregulation/Liberalization Initiatives | Study, Publication | Ko | 2 | 10,000 | |
| Training Seminar | Seminar | US | 2 | | |
| TRIPS (Trade-Related Aspects of Intellectual Property Rights) Workshop | Workshop | Au | 2 | | |
| Uruguay Round Implementation Workshops | Workshop | US | 2 | 71,800 | |
| Workshop covering GATT Articles, TRIMS, Anti-Dumping, Countervailing Measures, Safeguards, and Dispute Settlement | Workshop | Ko | 2 | | |
| Workshop on the GATS | Workshop | CT | 2 | | |
| Assessment of the Uruguay Round and Its Implications for the APEC Region | | US | 3 | | |
| (3) Impediments to Trade | | | | | |
| Administrative Aspects of Market Access (AAMA) | Study | Ph | 2 | | |
| Survey of Impediments | Survey | Au | 2 | 139,990 | 47,410 |
| (4) Investment | | | | | |
| Investment Symposium | Symposium | Ca | 2 | 44,000 | |
| APEC Non-Binding Investment Principles (Leaders' Initiative) | Guidelines | Au, US | 3 | 210,000 | |
| Guide to the Investment Regimes | Study, Publication | US | 3 | | |
| Publication of Investment Survey | Survey, Publication | | 3 | 63,000 | |
| (5) Small-Medium Enterprises | | | | | |
| APEC Center for Technology Exchange and Training for SMEs <ISTWG, HRDWG>(Leaders' Initiative) | Study, Workshop 95 | Ph | 2 | | |

| | | | | | | |
|---|-----------------------------------|----|---|---------|--------|--|
| APEC Venture Capital Workshop | Workshop 95 | Ko | 2 | | | |
| Survey of Small- and Medium-Sized Enterprises in APEC Economies (Best Practices Work Project) | Survey | CT | 2 | 10,000 | CT | |
| Trade Policy Initiatives to Identify the Barriers to Trade, Investment and Technology Transfer | Survey | US | 2 | | | |
| (6) Tariff Database and Manual | | | | | | |
| Identification of the Administrative Measures Affecting the Merchandise Trade | Study | | 2 | | | |
| Pilot Project to Distribute CD ROMs | Pilot Project | Au | 2 | | | |
| Tariff Database | Study, Meeting | | 2 | 210,000 | | |
| Publication of the Tariff Manual | Manual, Publication | Ko | 3 | | | |
| (7) Customs (Sub-Committee) | | | | 210,000 | | |
| APEC Customs Cooperation | Guidelines | US | 2 | | | |
| Customs and Business Facilitation (Publication of APEC Customs Guide, EDI Systems for Air Express Couriers) | Study, Publication, Pilot Project | Au | 2 | 50,000 | | |
| Customs Harmonization and Simplification (Harmonized System (HS)) | Survey, Convention, Seminar | Au | 2 | 2,800 | Member | |
| Customs Implementation of the Uruguay Round (Valuation Project, Intellectual Property Rights Project) | Meeting | Ca | 2 | | | |
| (8) Standards and Conformance (Sub-Committee) | | | | | | |
| Alignment with International Standards | Study | Ja | 2 | | | |
| Closer Cooperation with Specialist Regional Bodies | Conference | NZ | 2 | 10,000 | | |
| Mutual Recognition in the Regulatory Sector (MRA) | Conference | Au | 2 | | | |
| Mutual Recognition in the Voluntary Sector | | | 2 | | | |
| Technical Infrastructure Development | Study | Au | 2 | | | |
| Publication of an APEC Standards and Conformance Guides | Survey, Publication | Au | 3 | | | |
| (9) Competition Policy | | | | | | |
| Developing and Understanding of Competition Issues, Laws and Policies in the Region | Seminar | NZ | 2 | | | |

<2>ECONOMIC COMMITTEE(EC)

| Project Name | Activity | A | B | C | D |
|--|---------------------|----|---|------|---|
| Economic Outlook | Survey, Publication | Ro | 2 | | |
| Foreign Direct Investment | Study | Ca | 2 | | |
| Privatization and Trade Liberalization | Study | Ph | 2 | | |
| Exchange of Economic Data | Data Exchange | Au | 2 | | |
| 3E <RECWG> (Leaders' Initiative) | Study | Ja | 3 | 0 Ja | |

<II>WORKING GROUPS

<I>TRADE AND INVESTMENT DATA REVIEW WG (TID)

Shepherds: US, Si, Ja, In

| Project Name | Activity | A | B | C | D | |
|---|---------------------|----|---|---------|------------|--|
| Forum to Discuss Data Collection | Forum Apr 95 | Au | 1 | | | |
| Technical Experts Workshop | Workshop | Au | 1 | 0 | Au, Member | |
| Computer Support for Near Comparable Merchandise Trade Database | Computer System | US | 2 | 144,200 | | |
| Near-Comparable Direct Investment Database | Database | Au | 2 | 0 | Au (ABS) | |
| Near-Comparable Merchandise Trade Database | Database | Si | 2 | 0 | Member | |
| Near-Comparable Service Trade Database | Database | NZ | 2 | 0 | NZ | |
| Publication of the ETI Outlook | Survey, Publication | CT | 2 | 6,000 | | |
| ETI Meeting I | Meeting | | 3 | 6,000 | | |

<2>TRADE PROMOTION WG (TP)

Shepherds: Ko, Ma, Th, In

| Project Name | Activity | A | B | C | D | |
|---|----------------------------|----|---|---------|----|---------|
| Education and Training Program in Export and Export Management | | | 1 | | | |
| APEC Trade Display Calendar | Data compilation, Calendar | Au | 2 | 0 | Au | A\$5000 |
| APEC International Trade Fair | Fair | Ja | 2 | 0 | Ja | Y97M |
| Asia-Pacific Business Network (APB-Net) | Meeting Aug. 94 | | 2 | | | |
| Asia-Pacific Trade Promotion Seminar | Seminar | Au | 2 | 10,000 | | |
| Financial Planning Seminar on Trade Promotion | Survey, Seminar | CT | 2 | 0 | CT | |
| Human Resources Development - Audit of Exporter Education & Training Services | Research | Au | 2 | 0 | Au | |
| Trade and Economic Mission | Inf. exchange | US | 2 | | | |
| APECnet | Database, Network | Si | 2 | 0 | Si | |
| Training Course on Trade Promotion | Training course | Ko | 2 | 175,000 | Ch | 47,100 |
| Seminar on Promoting the Expansion of Exports of Small & Medium Enterprises | Seminar | | 3 | 5,500 | | |
| Training Course for Medium-and Small-Scale Enterprises | Training course | | | 5,000 | | |

<3>INDUSTRIAL SCIENCE AND TECHNOLOGY WG (IST)

Shepherds: Ja, Ph, In

| Project Name | Activity | A | B | C | D | |
|--|--------------|------|---|---|---|--|
| Available Industrial Science and Technology Indicators - with PECC | Study | PECC | 1 | | | |
| Issue of Handbook for Industrial Park Management | Survey | Ja | 1 | | | |
| Research Information Network | Symposium 96 | | 1 | | | |
| Science and Technology Policy of APEC Member Economies | Study | Ja | 1 | | | |

| | | | | | | |
|--|---------------------|----|---|--------|---------------|-------------|
| APEC Center for Technology Exchange and Training for SMEs <CTI, HRDWG>(Leaders' Initiative) | Study, Workshop 95 | Ph | 2 | 0 | | |
| APBC Technomart | Fair 95 | Ko | 2 | 0 | Ko | 1M |
| Investment and Technology Transfer Information Network | Study | Ko | 2 | | | |
| Investment Seminar | Seminar Sep 94 | Ja | 2 | | | |
| Preparation of a Guide to Investment Infrastructure | Survey, Publication | Ja | 2 | 0 | | |
| Study and Analysis of Specific Innovation Encouragement Schemes in APEC Economies | Survey | Ch | 2 | 0 | Member(s) | |
| Survey of Relevant Laws and Regulations of APEC Members Governing Trade in and Investment-Related Technology | Survey | Ch | 2 | 19,000 | | 31,000 |
| APEC Technology Transfer Seminar | Seminar | CT | 3 | 0 | CT | 200,000 |
| Development Strategies of Science and Technology Industrial Parks | Seminar May 94 | Ch | 3 | 22,100 | Ch (SST) | RMB 250,000 |
| Promotion of R&D on the Cultivation of Supporting Industries in APEC Region | Study | Ja | 3 | 0 | Ja, Member(s) | |
| Study on Work Programs in Industrial Science and Technology of Related Multilateral Organizations | Research | Si | 3 | 0 | | |

<4> HUMAN RESOURCES DEVELOPMENT WG (HRD)

Shepherds: Ja, Ca, Ko, Th, Ma, In, Au

| Project Name | Activity | A | B | C | D | |
|---|-----------------------------|--------|---|--------|----------|------------|
| (1) NW for Economic Development Management (NEDM) | | Ro | | | | |
| Collaborative Labor Market Studies | Study | Au | 2 | 15,000 | Au | A\$ 15,000 |
| Cooperation, Strategic Alliances and the Transfer of Technology in Asia-Pacific Region | Study | US | 2 | 19,000 | | |
| Development of an Accreditation System for Tertiary Level Engineering Programs as a Mechanism for Cross-Crediting | Study | Ph | 2 | 42,250 | | |
| Development of Small - and Medium-Size Enterprises | Seminar Dec 93, Publication | Ko | 2 | 60,000 | | |
| Economic Impacts and Environment | Study, Seminar | Au | 2 | 20,000 | Au | A\$ 15,000 |
| Feasibility Study for NEDM Database | Study | Ko | 2 | 25,000 | | |
| Gender Equity in Education and Training | Symposium Apr. 93 | Ca | 2 | | | |
| HRD & Industrial Development | Study, Seminar | Ja | 2 | | | |
| HRD and Poverty Alleviation in the APEC Region | Study, Conference | Ph, Ca | 2 | 0 | CIDA, Ph | 13,060 |
| HRD and Women in Socio-Economic Development | Study | Ch | 2 | 29,800 | | |
| HRD for Small-and Medium-Sized Enterprises | Symposium | CT | 2 | 22,000 | | |
| HRD, Capacity-Building and Development Cooperation in APEC | Research, Publication | Ko | 2 | 15,000 | | |
| Industrial Structural Change | Seminar Dec 92, 93, 94 | Ja | 2 | | | |
| Network-Developing Activities | Newsletter | Ko | 2 | 3,000 | | |
| Technological Capability-Building of Developing Countries | Seminar Jun 92 | Ko | 3 | | | |
| (2) Industrial Technology Network (HURDIT) | | Ro | | | | |
| Tertiary Education Systems (Adjusting with UMAP) | | In, Au | 1 | | | |
| APEC HRD in the Food Industry: Needs Assessment & Policy Reviews | Research, Conference | US | 2 | 34,000 | | 175,614 |

| | | | | | | |
|---|---|----|---|---------|---------------------------|---------|
| APEC on Ecosustainability HRD: Cross-Network Symposium | Seminar | Ph | 2 | 34,407 | | |
| APEC Workshop on Offshore Technology | Workshop | US | 2 | 19,719 | | |
| Assessing Skills Shortages in APEC Economies | Survey, Conference | Au | 2 | 49,375 | | |
| Comparative Study of Best Practice Organization in Advance Manufacturing | Survey, Workshop | Au | 2 | 27,000 | | |
| Critical Strategies for Responding to HRD Implications of Environmental Industrial Technology Issues in APEC Seminar on Industrial Technology Education | | In | 2 | | | |
| Development of an Inventory of Working Models for Skills Training and Upgrading in Industrial Technology | Publication, Research, Conference | Ca | 2 | 14,500 | | |
| HRD Outlook and Strategies in Industrial Technology | Conference | Ph | 2 | 7,000 | | |
| HRD Policies and Needs in Analog-Digital Design | Research | US | 2 | 19,975 | | |
| Industrial Environmental Technology in APEC Economies for HRD | Survey, Workshop | Ko | 2 | 68,450 | | |
| International Workshop on the Industrial Use of Polymers and Advanced Materials | Workshop | US | 2 | 20,000 | | |
| Quality Workforce Through On-the-Job Training | Conference Nov. 92, Mission Apr-Jun 93, Dispatch experts 94 | Si | 2 | 119,450 | | |
| Assessment of the Role of APEC Centres on Pollution Prevention in Meeting Regional HRD Policy and Technical Needs | Study | US | 3 | 20,000 | | |
| Development of an Accreditation System for Tertiary-Level Engineers Programs as a Mechanism for Cross-Crediting | | Ph | 3 | | | |
| HRD for Industrial Technology in Small and Medium Business and the Informal Sector | Workshop Oct. 93, Symposium | In | 3 | 18,000 | | |
| IIURDIT Network Development | | | 3 | 12,000 | | |
| Lifelong Skills Development | | Au | 3 | | | |
| Training Program for Industrial Technology: Innovation of Production Systems in Manufacturing Industry | Study | Ja | 3 | | | |
| Future Direction of ind. Environment Technology HRD & its Policy in Asia-Pacific Region | | | | 68,450 | | |
| (3) Business Management Network (BMN) | | Ro | | | | |
| Advanced Management Program Education Network | Training | Ko | 2 | 34,000 | | |
| APEC Top Management Seminar (APEC TOPS) | Seminar Feb. 95 | Ja | 2 | 0 | Sponsor(s) | 200,000 |
| Capacity for Business Management Education | Workshop | NZ | 2 | 30,000 | | |
| Conference on Leadership Development in SMEs in the APEC Region | Conference | US | 2 | 24,446 | | 132,700 |
| Cross-Cultural Influences in International Joint Ventures | Study | US | 2 | 16,023 | MI St. Univ | |
| Cross-Cultural Management: Case Study Development and Delivery | Study, Publication | Au | 2 | 25,000 | | |
| Development of Teaching Materials and Workshop for Cross-Cultural Technology Transfer | Workshop | Ja | 2 | 96,000 | | 270,000 |
| EDZs Senior Management Training in Asia Pacific Region | Training, Study, Seminar | Ch | 2 | 84,000 | Revenue, PDEC, Univ of HI | 392,000 |
| Employer-Sponsored Training and Development | Survey | Ca | 2 | 0 | | |
| HR for Sustainable Development | Workshop, Study | Au | 2 | 25,000 | AIDAB (Au) | 47,900 |

| | | | | | | |
|---|--------------------------------------|------|---|--------|-----------------|---------|
| Industrial Environmental Management | Survey, Conference | Ca | 2 | 0 | | |
| Linking Organizational Strategy and HRD in Cross-Cultural Context | Study, Conference | US | 2 | 18,904 | | 49,169 |
| Managing Corporate Change within APEC Economies: An International Study Tour | Study tour | Ca | 2 | 0 | | |
| Managing Corporate Change in APEC | Workshop, Conference | Ca | 2 | | | |
| Marketing Strategy Assessment for SMEs | Publication, Workshop, Conference | US | 2 | 32,369 | | 40,767 |
| Study of Key Success Factors in Quality Improvement | Study, Conference | CT | 2 | 0 | | |
| Symposium on HRD for SMEs | Symposium | CT | 2 | | | |
| Management for Sustainable Development | | | | 25,000 | | |
| Capacity for Business Management Education in the APEC Region | | | | 10,000 | | |
| (4) Education Forum | | US | | | | |
| Comparative Study of Teacher Training & Professional Development Practices in APEC Members | Study | US | 2 | 0 | Member(s) | |
| Effective Uses of Educational Technology in Schools | Study | Th | 2 | 0 | Member(s) | |
| Exchange of Education Officials | Officials exchange | Ko | 2 | 0 | Member(s) | |
| Improving Mutual Understanding of Cultures | Survey | Au | 2 | 0 | Au | |
| Improving the Teaching of Science in Primary and Secondary Level | Case study, Seminar | Ph | 2 | 25,000 | | |
| Math Curriculum Development and Achievement Standards | Survey, Publication | NZ | 2 | 0 | Member(s) | |
| Modalities of University-Industry Cooperation | Workshop | Th | 2 | 0 | Th | |
| New Exchanges in Higher Education for C21 | Meeting | Ja | 2 | 0 | Ja | 170,000 |
| Performance Measurement of Education Systems | Conference, Survey | US | 2 | 0 | Member(s) US | |
| Resources Allocation in Post-Secondary Education | Seminar | CT | 2 | 0 | CT | |
| School Education Statistics | Data Compilation, Publication | Au | 2 | 0 | Member(s) Au | |
| Seminar on Oriental Moral Traditions | Seminar | Ch | | | | |
| (5) Others | | | | | | |
| APEC Center for Technology Exchange and Training for SMEs <CTI, ISTWG>(Leaders' Initiative) | Study, Workshop 95 | Ph | 2 | | | |
| APEC Leaders Education Initiative - Next Generation Program | Study, Seminar | Ko | 2 | | | |
| APEC Leaders Education Initiative -APEC Study Center | Preparation for establishing centers | US | 2 | | | |
| APEC Vocational Training Program | Survey | Ko | 2 | | | |
| Business Volunteer Program | Study | Th | 2 | | | |
| Japan-APEC Partnership for Education and Training (JAPET) | Providing OJT | Ja | 2 | | | |
| Mutual Recognition of Qualifications | Survey | Au | 2 | | | |
| PECC-HRD Outlook | Study | PECC | 2 | | | |
| University Mobility in Asia and the Pacific (UMAP) | Student exchange program | Au | 2 | | | |

| | | | | | | |
|-----------------------------------|--|----|---|--|--|--|
| US-APEC Partnership for Education | University partnership, Vocational support, Training | US | 2 | | | |
|-----------------------------------|--|----|---|--|--|--|

<5>REGIONAL ENERGY COOPERATION WG (REC)

Shepherd: Au

| Project Name | Activity | A | B | C | D | |
|---|-------------------------------|----------------|---|--------|-----------|----------|
| (1) Energy Supply and Demand | | | | | | |
| Energy Database | Database, Publication | Ja | 2 | 40,000 | Ja | 220,000 |
| Seminar on Coal Supply and Demand | Seminar | Ja, Au | 2 | 0 | Ja, Au | 375,000 |
| (2) Energy and the Environment | | | | | | |
| Technical Seminar on Utilisation of Clean Coal Technologies | Seminar 93, 94 | US, In | 2 | 85,550 | Ja (NEDO) | 10,000 |
| Technical Training Course on Clean Coal Technologies | Training course | US, Ca, Ja, Au | 2 | 49,975 | Ja (NEDO) | 80,000 |
| Publication of a Report on the Role of Coal and Clean Coal Technologies in the Asia-Pacific Region | Study, Publication | US | 3 | 20,000 | | |
| (3) Energy Efficiency and Conservation | | | | | | |
| Directory of Urban Transportation Energy Efficiency and Alternative Fuels Programs Service Providers and Vendors | Directory, Publication | Au | 2 | 30,000 | | |
| Directory of Utility Demand-Side Management Program Service Providers and Vendors | Directory, Publication | US | 2 | 20,000 | Th, Ca | 40,000 |
| Energy Efficiency and Conservation Information System/Database (APECnet) | Database | US | 2 | 0 | Si, US | 20,000 + |
| Seminar for Energy Efficiency Management and Energy Efficiency Standards | Seminar | | 2 | 55,000 | | |
| Study for Cogeneration Promotion through Commercialised Strategies | Study | | 2 | 20,000 | | |
| Survey of Commercialization Strategies for Energy Efficiency and Conservation Strategies | Survey | Ko | 2 | 20,000 | | |
| Survey of Regulation Strategies for Energy Efficiency and Conservation Technologies in Transportation Sector | Survey | | 2 | 45,000 | | |
| Workshop on Energy Audits | Workshop | US | 2 | 0 | CT | 50,000 |
| Workshop on Energy Efficiency and Alternative Fuels Issues in Urban Transportation Systems | Workshop 95 | US | 2 | 20,500 | | |
| Workshop on Heat Recovery and Industrial Cogeneration Technologies and Systems | Workshop | | 2 | 30,000 | | |
| A Workshop on the Implementation of Successful Demand-Side Management Programs in the Asia-Pacific Region | Workshop May 93 | US | 3 | 20,000 | | |
| Compendium of Energy Efficiency and Conservation Programs and Projects in Asia-Pacific Economic Cooperation (APEC) Member Economies | Data compilation, Publication | US | 3 | 20,000 | | |
| Publication of a Compendium of Policies and Program Activities in Energy Efficiency and Conservation | Data compilation, Publication | US | 3 | 20,000 | | |
| Publication of a Compendium of Energy Efficiency Practices and Conservation Measures | Data compilation, Publication | US | 3 | 20,000 | US | 50,000 |
| (4) Energy Research, Development and Technology Transfer | | | | | | |
| Establishment of an Information Exchange Network on Natural Gas Vehicles | | Au | 2 | 20,000 | | |
| Publication of a Compendium of Renewable Energy Programs in the Asia-Pacific Region | Data compilation, Publication | US | 2 | 20,000 | | |

| | | | | | | |
|--|-------------------------------|--------|---|--------|-----------|---------|
| Publication of a Technology Cooperation Guide | Survey, Publication | Au | 2 | 10,000 | | |
| Renewable Energy Resource Assessment Workshop | Workshop | Ch | 2 | 20,000 | | |
| Research and Development Data Bank | Directory, Publication | Au | 2 | 0 | Au | |
| Review of the Quality and Completeness of Resource Assessment Data and Resource Studies for the APEC Region | Research | | 2 | 20,000 | | |
| Seminar on "Transfer of Technologies and Fostering of Human Resources Related to New Energy and Energy Conservation" | Seminar | Ko, Ja | 2 | 0 | Ja | |
| Survey of Impediments to the Use of New and Renewable Technologies | Survey | In, Au | 2 | 20,000 | | |
| Survey of Technologies for New and Renewable Energy | Survey | Ko | 2 | 0 | Ko | |
| 3E <EC> (Leaders' Initiative) | Study | Ja | 3 | 0 | Ja | |
| New Energy Seminar | Seminar | Ja, In | 3 | 0 | Ja (NEDO) | 400,000 |
| Prototype Information Visits Program on Photovoltaic Technology in Australia | Study | Au | 3 | 50,000 | | |
| Energy R&D and Technology Transfer Seminar 1994 | Seminar | Ja, CT | 3 | 0 | Ja (NEDO) | 250,000 |
| Publication of a Compendium of Renewable Energy Programs in the Asia-Pacific Region | Data compilation, Publication | Au | 3 | 20,000 | | |

<6> MARINE RESOURCE CONSERVATION WG (MRC)

Shepherds: Ca, NZ, In

| Project Name | Activity | A | B | C | D | |
|---|-------------------------------|--------|---|--------|----|-------|
| Inventory of Marine Industry in Asia-Pacific Region | | Ca | 1 | | | |
| Pilot Project on Polluted Semi-Enclosed Bay | | Ko | 1 | | | |
| Integrated Coastal Zone Management Strategies | Survey | Th, Ca | 2 | 3,500 | | |
| International Coastal Zone Management Policies and Activities | Workshop, Publication | Ca | 2 | 20,300 | | |
| Red Tide/Toxic Algae Project | Study | Ca, In | 2 | 79,540 | | |
| The Inventory of Multilateral Organizations Concerned with Marine Resource Conservation | Data compilation, Publication | Ca | 2 | 0 | Ca | 1,000 |
| UNCED Follow-up Project (Agenda 21) | Meeting | US | 2 | 10,000 | | |

<7> FISHERIES WG (FWG)

Shepherds: Ja, NZ, In, Th

| Project Name | Activity | A | B | C | D | |
|--|--------------------|----------|---|--------|----|--------|
| Trade in Seafood Products (Improving Market Information on Seafood Trade in the APEC Region) | Study | Au | 1 | | | |
| Technical Workshop on Aquaculture Products | Study | Th | 1 | | | |
| Cooperation in Fish Harvesting and Post-Harvest Technologies | Study, Publication | NZ | 2 | | | |
| Fisheries Education and Training in the Region (Inter-regional Cooperation in Fisheries Education) | Survey, Workshop | NZ, PECC | 2 | | | |
| Health and Quality Rules of Fishery Products - Workshop on Fish Inspection System of NAFTA | Workshop | Th | 2 | 25,000 | Th | 48,600 |
| Health and Quality Rules of Fishery Products - Publication on Who is Who in Fish Inspection | Survey | Th | 2 | 15,300 | Th | 58,300 |
| Improving Market Information on Seafood Trade in the APEC Region | Study | Au | 2 | 46,459 | | |
| Seminar on Fish Quality Inspection System | Seminar | Th | 2 | | | |

| | | | | | | |
|--|-------------------------------|----|---|--------|----|--------|
| Survey of Training Needs in the APEC Region | Survey | Ca | 2 | | | |
| Training Workshop on Sustainable Shrimp Culture with an Emphasis on Health Management and Disease Control | Study, Workshop | Th | 2 | | | |
| Health and Quality Rules of Fishery Products - Workshop on Principle and Application of HACCP and ISO 9000 | Workshop | Th | 3 | 33,300 | Th | 40,300 |
| Inventory of Existing Facilities and Opportunities for Technical Transfer | Data compilation, Publication | NZ | 3 | 0 | | |
| Survey of Species Requiring International Cooperation in Resources Management | Survey | Ja | 3 | 0 | | |
| Working Program on Health and Quality Rules of Fish and Fishery Products | | | 3 | 73,600 | | |

<8>TELECOMMUNICATIONS WG (TEL)

Shepherd: US

| Project Name | Activity | A | B | C | D |
|--|--|-----|---|--------|-----------|
| APEC Communications Database System (ACDS) | | Sec | 1 | | |
| Asia-Pacific Information Infrastructure (APII) | | Ko | 1 | | |
| Development of Action Plan for Harmonization of Equipment Certification and the Mutual Recognition of Test Data | Study | Au | 2 | 15,050 | |
| APEC Telecom HRD Resource Sharing Scheme | Survey, Establishment of training center | Ph | 2 | | Ph |
| EDI Training Facilities | | NZ | 2 | 3,000 | |
| Education and Awareness | Manual, Publication | Au | 2 | 10,000 | |
| Guidelines for the Trade in International Value-Added Networks Services (IVANS) | | | 2 | | |
| HRD Project | Training course | US | 2 | 90,000 | |
| Practical Manual for Consolidation of Telecoms Infrastructure (for Network Planning) | Manual, Publication | Ja | 2 | 8,500 | |
| Publication of "The State of Telecommunications Infrastructure and Regulatory Environment of APEC Economies" | Data compilation, Publication | US | 2 | 31,000 | |
| SMB (Identifying ways in which SMBs can be integrated into EDI) | Survey | HK | 2 | | US 5,000 |
| Telecommunication and Information Infrastructure | Survey, Symposium | Ca | 2 | 36,000 | Ca 60,000 |
| Telecommunications Skills Standards | Study | Au | 2 | 20,000 | Au 15,000 |
| Telecommunications Information-Sharing Project | Study | Au | 2 | 10,000 | Au |
| Teleports | Research, Publication | Ja | 2 | 2,500 | Ja |
| Analysis of Regulatory Policy Trends within APEC Economies | Study | US | 3 | 25,000 | |
| HRD for Telecommunications (HRD Manual/ Guidelines; How to Approach Training within a Telecommunications Organization) | Publication, Seminar | Th | 3 | 50,062 | |
| Telecommunications Training | Training course (3 days) | US | 3 | 50,000 | |
| Electronic Commerce Policy and EDI Regulations to Determine Requirements within APEC | Study | Ca | | 8,000 | |
| Publication of EDI Pilot Project Report | | | | 10,000 | |
| Survey of EDI | | | | 21,000 | |

<9>TRANSPORTATION WG (TPT)

Shepherd: US

| Project Name | Activity | A | B | C | D | |
|---|-----------------------|----|---|--------|----|-------|
| Electromagnetic Capability | | Au | 1 | | | |
| Seminar on the Advance Passenger Information Systems (APIS) (related to the Customs Procedures Group) | | Au | 1 | | | |
| EDI Project | Study, Survey | Au | 2 | 5,000 | | |
| Road Transport Harmonization Project | Study, Pilot project | Au | 2 | 0 | | |
| Surveys on Transportation Congestion Points (Previously called Bottlenecks Study) | Study, Survey | US | 2 | 81,950 | | |
| Transport Technology Resources Database | Database, Publication | Ja | 2 | 10,000 | Ja | 2,000 |
| Transportation Data Survey | Survey | Ca | 2 | | | |
| Survey of Transport System and Services | Survey | US | 3 | 15,000 | | |
| The Impact of Deregulation in the Transport Sector on SME | Study | In | 3 | | | |
| Survey of Existing Data Mechanisms | | | 3 | 1,000 | | |
| Expansion of Transport-Related EDI Usage | | | | 5,000 | | |

<10>TOURISM WG (TWG)

Shepherd: US

| Project Name | Activity | A | B | C | D | |
|--|---------------------|----|---|--------|----|------|
| APEC Electronic Tourism Database Project | Study, Database | Au | 2 | 0 | Au | |
| Environmental Project | Study | Ja | 2 | 0 | Ja | Y14M |
| HRD | Manual, Publication | Ma | 2 | 25,000 | | |
| National Tourism Offices, Structures and Organizations Project | Survey | US | 2 | 0 | | |
| Tourism and Environment Project | Seminar, Survey | NZ | 2 | 73,880 | NZ | |
| Tourism Statistics and Planning Project | Survey | Si | 3 | 0 | | |

Sources: Minutes/reports of SOM, documents of the Budget and Administrative Committee, and other related materials.

2. Projects of Aid Implementing Organizations

(1) Examples of Projects of UNDP (United Nations Development Programme)

| Title of the Project | Recipient country | Expected Date of Completion | Estimated Cost (Thousand US\$) |
|---|-------------------|-----------------------------|--------------------------------|
| 1. AGRICULTURE, FORESTRY, FISHERIES | | | |
| Pilot Grain Silo | Ch | Jan-88 | 1,040 |
| Coffee Production and Processing in Yunnan | Ch | Dec-91 | 1,146 |
| Guizou Agro-grassland System | Ch | Jan-94 | 1,119 |
| High Yield Poplar Plantation in the Warm Temperate and Semiarid Areas of East China | Ch | Feb-95 | 1,867 |
| Fisheries Development in Qinghai Province | Ch | Jun-93 | 1,484 |
| Improved Agricultural Production from Irrigated Lands in Baiyin Municipality | Ch | Sep-92 | 1,300 |
| Agricultural Mechanization Field Evaluation and Extension | Ch | Nov-92 | 1,614 |
| Gansu Integrated Desert Control and Sustainable Agriculture | Ch | Sep-98 | 1,360 |
| Strengthening Agricultural Education in north West China | Ch | Sep-98 | 2,310 |
| Research Demonstration and Extension of Sustainable Farming Systems for Rainfed Agriculture | Ch | Sep-98 | 2,128 |
| Design and Extension of Small and Medium Sized Agricultural Machinery | Ch | Sep-98 | 1,041 |
| Balanced Fertilization | Ch | Sep-97 | 1,500 |
| Strengthening the Capability of Maize Breeding and Seed Production | Ch | Sep-97 | 1,684 |
| National Forest Resources Monitoring | Ch | Sep-97 | 2,438 |
| Development of High Yield Pulping of Chinese Fast-Growing Wood and Forest Wood Residues | Ch | Sep-97 | 1,181 |
| Cenderawasih Bay Coastal Area Development | In | May-93 | 1,742 |
| Philippine Animal Health Center | Ph | Jan-92 | 1,604 |
| Strengthening of Integrated Social Forestry Programme | Ph | Feb-92 | 1,043 |
| Development of Sericulture as a Rural Agro-Based Industry in the Philippines | Ph | Jan-93 | 1,069 |
| Participatory Forestry Development Through Extension | Th | Jan-92 | 1,247 |
| Reforestation of Denuded Forest Land in Khao Kho | Th | Jan-94 | 1,548 |
| 2. COMMUNICATIONS AND INFORMATION | | | |
| Chinese Information Processing Research Centre | Ch | Jan-90 | 1,401 |

| | | | |
|--|----|--------|-------|
| Development of Measurement Techniques and Instrumentation for Optical Fibre Communication | Ch | Oct-94 | 1,200 |
| Development of Metrology Standards for Optical Fibre Communication | Ch | Dec-92 | 1,175 |
| Telecommunications Human Resource Development | In | Dec-94 | 2,686 |
| 3. EDUCATION | | | |
| Establishment of the Southwest China Secondary School English Teacher Training Center | Ch | Aug-92 | 1,466 |
| Basic Education: Administration and Teaching | Ch | Jan-97 | 3,000 |
| Development of Nursing Higher Education System | In | Jan-92 | 1,825 |
| Community Participation in Planning and Management of Educational Resources | In | Jan-94 | 1,295 |
| Indonesian Distance Learning Network | In | Aug-95 | 1,404 |
| Production Technology Samut Prakan | Th | Apr-90 | 1,665 |
| Basic and Occupational Education and Training | Th | May-98 | 6,000 |
| 4. EMPLOYMENT | | | |
| Assistance to the National Occupational Training Programme, Phase II of Project CPR/85/061 | Ch | May-93 | 1,671 |
| Local Enterprise Development Agency Programme | In | Jan-93 | 1,160 |
| Sectorial Employment Policy and Manpower Planning | In | Jul-94 | 1,793 |
| 5. ENERGY | | | |
| Modernization of 200 MW Fossil Fuel Power Generating Unit | Ch | Jan-92 | 1,900 |
| Coal-Water Mixture Preparation and Combustion Technology | Ch | Jan-92 | 1,500 |
| National Safety Training Center for the Coal Mining | Ch | Jul-93 | 1,222 |
| Development of Photovoltaic System in Western China | Ch | Oct-92 | 1,090 |
| Exploration Development and Utilization of Geothermal Resources in China | Ch | Nov-92 | 5,656 |
| Center for Well-Completion Techniques | Ch | Jul-94 | 1,275 |
| Improving Petroleum Drilling Tarim Basin in Xinjiang | Ch | Nov-93 | 5,781 |
| Development of Environmental Study Centres | In | Jan-90 | 1,126 |
| Marine Pollution Monitoring and Training Programme | In | Jan-91 | 1,373 |
| 6. GENERAL DEVELOPMENT ISSUES | | | |
| China Financial Training Centre | Ch | Jan-92 | 1,601 |
| Integrated Economic Development Policies and Planning | Ch | Apr-93 | 2,586 |

| | | | |
|---|----|--------|-------|
| Training in Personnel Management for Implementation of Reformed Civil Service System | Ch | Apr-92 | 2,315 |
| Formulation of New Projects and CPIII Preparation | Ch | Jan-91 | 2,954 |
| Capacity Building for Training Managers of Economic Development in Poor Areas | Ch | Jan-95 | 2,488 |
| Key Studies Development Project | Ch | Dec-96 | 1,062 |
| Administrative Structural Reform at Central and local Government Levels | Ch | Oct-94 | 1,079 |
| Tax Reform in China: Assistance to the State Tax Bureau | Ch | Feb-97 | 1,035 |
| Strengthening Macroeconomic Planning and Regulation | Ch | Nov-95 | 1,650 |
| Legislative Drafting to Support Economic Reform | Ch | Feb-97 | 2,140 |
| Modernization of the Customs General Administration | Ch | Jun-96 | 1,045 |
| Investment Support Project | Ch | Nov-93 | 1,500 |
| Regional Planning Investment Preparation and Experimental Area Development Project Nusa Tenggara, South-east Sulawesi | In | Jan-89 | 4,530 |
| The Eastern Indonesia Decentralized Development Project (BIDDP) | In | Jul-96 | 2,466 |
| Strengthening of the Policy Regulatory and Institutional Frameworks for Foreign Direct Investment | In | Apr-91 | 1,347 |
| Fund for Product Preparation | Ph | Jan-92 | 3,099 |
| 7. HEALTH | | | |
| Capacity Building and Investment Preparation for Rural | Ch | Nov-93 | 1,186 |
| Water Supply and Sanitation in Poor and Remote Areas | Ch | Nov-93 | 1,186 |
| Immune Deficiency Disorders Programme | Ch | Jan-97 | 1,295 |
| Multisectoral Programme for HIV/AIDS Control and Prevention | Ch | Oct-95 | 1,000 |
| Rural Water Supply and Sanitation | In | Jan-91 | 2,134 |
| Community Water and Sanitation Project | In | Jul-94 | 1,722 |
| Primary Health Care Development for Remote Areas in Irian Jaya and Maluku Provinces | In | Jun-96 | 1,683 |
| Assistance to Environmental Health Programme in Indonesia | In | Aug-96 | 2,517 |
| 8. INDUSTRY | | | |
| Development and Application of Carbon Fibre and its Composites | Ch | Jan-90 | 1,399 |
| Development of New Technologies for Phosphate Enrichment for Fertilizer Industry | Ch | Jan-91 | 1,055 |
| Strengthening the Research Institute of Synthetic Materials Aging | Ch | Jan-90 | 1,121 |

| | | | |
|--|----|--------|-------|
| Upgrading of the Economy and Reliability of the Locomotive Diesel Engine | Ch | Jan-90 | 2,566 |
| Development and Application of Silicones | Ch | Jan-90 | 1,710 |
| Centre for the Technique Development of Dimensional Measuring Instruments and Machines | Ch | Jan-91 | 1,227 |
| Computerized Maintenance Management System(CMS) in the Iron and Steel Enterprise | Ch | Jan-93 | 3,806 |
| Assistance to Bheari (Home Electrical Appliances) | Ch | Apr-93 | 1,581 |
| Integrated Enterprise Management System in Beijing No.1 Machine Tool Plant | Ch | Jan-90 | 2,176 |
| Fire Prevention Technology for High-rise Buildings | Ch | Aug-92 | 1,086 |
| Research and Development on new Technology for Diamond Tools | Ch | May-91 | 1,099 |
| Research, Development and Industrial Support for Detergent Production | Ch | Jul-92 | 1,491 |
| Industrial Servicing of AOD Refining Technology for Cast Steels | Ch | Jul-93 | 1,024 |
| Engineering Plastics Alloying and Filling | Ch | Jan-93 | 1,000 |
| Development of National Training programme for Labour Safety and Health | Ch | Sep-93 | 1,393 |
| Support to the Corn Processing Technical Application Research and Development in China | Ch | Jun-96 | 1,445 |
| The Development of Circulating Fluidized Bed Combustion(CFBC) Technology in China | Ch | Jun-96 | 2,000 |
| Preventing Hazardous Groundwater Inflows in Coal Mines | Ch | Oct-96 | 1,152 |
| Transfer of Technology to Design, Engineer, Construct and Operate Associated Petroleum Gas Processing Plants | Ch | Mar-97 | 1,931 |
| Large Enterprise Reform | Ch | Jun-94 | 6,000 |
| Computer Numerical Control System Development | Ch | Apr-96 | 4,740 |
| Improvement of the Foundry Machinery Industry in China | Ch | Apr-96 | 4,004 |
| Establishment of a Pilot Autonomous Manufacturing Island | Ch | Apr-94 | 1,230 |
| Assistance to PT Barata Indonesia Towards Improved Plant Operations | In | Jan-91 | 2,134 |
| 9. NATURAL RESOURCES | | | |
| Aerial Space Remote Sensing for Marine Pollution Monitoring and Surveillance | Ch | Jan-90 | 1,517 |
| Water Resources Management in Northern China | Ch | Jan-93 | 3,439 |
| Exploration for Deep coalbed Methane | Ch | Aug-96 | 1,300 |
| National Water Resources Policy | In | Apr-94 | 1,121 |
| Off-shore Mineral Exploration | Th | Jan-92 | 1,119 |
| 10. SCIENCE AND TECHNOLOGY | | | |

| | | | |
|---|----|--------|-------|
| Development of Capacitance Transducers Manufactures and Application Technology | Ch | Jan-90 | 1,305 |
| Assistance to the Fracturing and Acidifying Technical Services Centre | Ch | Nov-93 | 1,412 |
| Micro Analysis Centre for Electronic Materials and Devices (MCDMD) | Ch | May-94 | 1,556 |
| Manufacturing Technology of Yag Laser for Medical Equipment | Ch | Jul-94 | 1,965 |
| Transfer of Knowledge Through Expatriate Nationals (TOKTEN) | Ch | Mar-94 | 4,428 |
| Technical Advisers Recruitment (STAR) | Ch | Mar-94 | 4,428 |
| The Promotion of Technical Co-operation among Developing Countries (TCCC), Phase II | In | Jan-93 | 1,336 |
| Strengthening of Technical Cooperation among Developing Countries (TCCC), Phase III | In | Feb-97 | 1,919 |
| Marine Science and Resource Development | Ph | Jan-92 | 1,217 |
| II. TRANSPORT | | | |
| Improvement on Locomotive Test Stand | Ch | Jan-90 | 1,145 |
| Improvement of Traffic Circulation and Safety in Beijing | Ch | Apr-93 | 1,290 |
| Strengthening of Air Traffic Control Training | Ch | Dec-91 | 1,357 |
| Improving the Design and Construction Technology of Energy Sources Transportation Vessels | Ch | Jul-96 | 1,534 |
| Maintenance of Safety Standards of Airport and Airways Facilities | In | Oct-92 | 3,295 |
| 12. HUMAN SETTLEMENTS | | | |
| Integrated Urban Infrastructure Development Programme Implementation Support | In | Mar-93 | 2,191 |
| Formulation and Implementation of Housing Policies for the Lowest Income Groups | Ph | Aug-94 | 1,148 |
| 13. TRADE AND DEVELOPMENT | | | |
| Development of Advanced National Tourism Training Centre | Ch | May-92 | 3,071 |
| ND Trade International Business Management and Administration at the Provincial Level | Ch | Aug-95 | 1,591 |
| Investment Support Project (World Bank) | Ch | Oct-94 | 2,500 |
| Export Development, Phase II | Ph | Feb-93 | 1,487 |

(2) Examples of Projects of Asian Development Bank (ADB)

| Title of the Project | Recipient Country | Total Amount of Costs (US\$ Million) |
|---|-----------------------------|--------------------------------------|
| I. LOAN AND TECHNICAL ASSISTANCE GRANT | | |
| (1) AGRICULTURE | | |
| Loans for Agri-industrial Enterprises | In, Ph | |
| Loan for the Flores Emergency Rehabilitation Project | In | |
| (2) ENERGY | | |
| Loans for Thermal Power Generation, Transmission and Distribution Project | In, Ph, Th | 756 |
| Loans for Hydropower Projects | Ch, Western Samoa | 202 |
| Technical Assistance Grants to Support Power System Planning, Energy Conservation, Integrated Resource Planning | | 6 |
| Loans for Resource Efficiency and Conservation, and Production, Transmission, distribution and Rehabilitation of Natural Gas Systems | India, Th, Bangladesh | 817 |
| Loans for Energy Conservation and Environmental Improvement | Ch | 140 |
| Technical Assistance grants to Enhance Efficiency, Regulatory Reforms, Renewable Energy Development and Gas Systems Development | | 3 |
| (3) INDUSTRY AND NON-FUEL MINERALS | | |
| Loans for Industrial Policy and Tariff Reforms, Export Development and Privatization | In, Mongolia, Nepal, Ph, Ch | 333 |
| Technical Assistance Grants for Industrial Policy Reform, Environmental Pollution control, Institutional Strengthening and Human Resource Development | | 4 |
| (4) FINANCE | | |
| Loans for the Second Development Finance Loan Projects (Aimed at Financing Private Industrial Investment that would Generate Non-oil Exports) | In | 200 |
| Loan for the China Agribusiness Development Trust and Investment Corporation | Ch | 50 |
| Technical Assistance Grants for the Development of Members' Capital Markets | | 6 |
| (5) TRANSPORT AND COMMUNICATIONS | | |
| Loan for Road Overlay and Improvement | Bangladesh | 68 |
| Loan for the Maintenance of the East-West Highway | Bhutan | 5 |
| Loan for the Construction of Expressways | Ch | 200 |
| Loan for Upgrading and Rehabilitation of Local Roads | In | 200 |
| Loan for the National Highways Project | India | 245 |
| Loan for the Sixth Road Project for Privatizing Government-owned Road Construction Units | Laos | 25 |
| Loan for Laying of Long-distance Fiber-optic backbone Cables | Ch | 100 |
| Loan for the Expanding Network into Provinces | In | 195 |
| Loan for the Telecommunication Project | Th | 84 |
| Loans for Upgrading the Airports | In | 110 |
| Loans for the Airport Improvements | Mongolia | 36 |

| | | |
|---|--|-----|
| Loans for the Airport Improvements | Laos | 15 |
| Loan for the Construction of the Railway | Ch | 110 |
| Loans for the Construction of the Port | Maldives | 9 |
| Loan for the Oil Terminal and Distribution Co. Ltd. | Pakistan | 19 |
| Loan for Restoring Transport Facilities Destroyed during an Earthquake | In | 15 |
| Technical Assistance Grants for the Transport and Communications Sector to Support the Preparation of Projects | | 19 |
| (6) SOCIAL INFRASTRUCTURE | | |
| Loan for the Secondary Education Development Projects | Bangladesh | 72 |
| Loan for the Higher Education Project | In | 140 |
| Loan for the Basic Education Project | Marshall Is. | 8 |
| Loan for the Middle School Project | Pakistan | 78 |
| Loan for the Higher Education Project | PNG | 20 |
| Loan for the Nonformal Education Project | Ph | 25 |
| Loan for the Secondary Education Development Project | Sri Lanka | 31 |
| Loan for the Financial Management Training Project | Sri Lanka | 13 |
| Technical Assistance Grants for Secondary and Post-secondary Education | | 7 |
| Loan for the Population Project | Pakistan | 25 |
| Loan for the Population and Family Planning Project | PNG | 7 |
| Technical Assistance Grants for the Delivery of Health Services and Nutrition | | 2 |
| Loans for Water Supply and Sanitation | Pakistan, Ph, Vietnam, Bangladesh, Laos, Marshall Is., Sri Lanka | 265 |
| Technical Assistance Grants for Urban Development | Ch, In, Ma, Nepal, Vanuatu | |
| Loans for Urban Development | In | 85 |
| Loan for Urban Development | Nepal | 12 |
| (7) ENVIRONMENTAL ACTIVITIES | | |
| Loans for Environmental Improvement | Ch | |
| Loan for Reduction of Gas Flaring | India | |
| Loan for Rehabilitation and Coastal Zone Management | In | |
| Loan for an Industrial Tree Plantation | Laos | |
| Training Program to Familiarize Bank Staff with Innovative Approaches for Protecting the Environment, Promoting Sustainable Development | | |
| Technical Assistance to Help DMCs Strengthen their Capabilities in Support of Agenda 21 | | |
| Technical Assistance to Strengthen Environmental Institutions and Legislation | | |
| 2. ECONOMIC RESEARCH AND DEVELOPMENT STUDIES | | |
| Research on Resource Mobilization, Environmental Protection, Human Resource Development, Health and Regional cooperation | | |

| | | |
|---|------------|--|
| Studies on Poverty, Financial Sector Policies, Economic Reforms in Centrally Planned Economies, Macroeconomic Modeling, the Role of Multilateral Development Banks, Population and the Environment, Economic Implications of AIDS in DMCs | | |
| Studies on the Development of the Indonesia-Malaysia-Thailand Growth Triangle, Changing Employment Structure in the Region's metropolitan Areas, Exchange Rate Policies of Asian Countries, Governance and Economic Development | | |
| Technical Assistance for a Demographic-economic Study | In | |
| Technical Assistance for Institutional Support to the Ministry of Finance | Bangladesh | |
| Technical Assistance to Support the Establishment of a Research and Analysis Institute | Nepal | |
| Research Studies on Shadow Prices for Project Appraisal, Design/Appraisal Framework for Education and Urban Development Projects, and Economic Benefits of Potable Water Supply Projects | | |
| Research on BOT Projects in the Power Sector and an Integrated Approach to the Appraisal of Water Supply Projects | | |
| Formation of Working Group to Determine an Appropriate Exchange Rate to be Applied for Economic Analysis of Projects in China | | |
| Establishment of an Interdepartmental Consultative Group to Prepare Guidelines of the Economic Analysis of Water Supply Projects | | |
| Development of an Efficient Data Updating and Generation Mechanisms and Expanded Interfaces with Databases of other International Institutions | | |
| Technical Assistance to Strengthen National Statistical Systems | | |
| Regional Technical Assistance to Compile and Disseminate Social and Environmental Indicators | | |
| Organizing the Annual Development Round Table, the Round Table on Development Strategies, and the Asian Economic Outlook Workshop | | |
| Organizing Conference on Development Economics, Seminar on International Finance, Symposium on Tax Policy and Reform | | |
| Training Program for Policymakers in DMCs | | |
| Programme Assistance to the Asian Productivity Organization to Support Training Activities for DMC's Officials | | |
| 3. AID COORDINATION | | |
| The ADB-World Bank Coordination Meeting | | |
| The Donors' Conference Chaired Jointly by UNDP and World Bank | | |
| The Program of Assistance to Cambodia (Joint Missions and Consultations with UNDP, the World Bank and IMF) | | |
| SPRO's (South Pacific Regional Office) Regular Consultations with Representatives of Multilateral Institutions | | |

| | | | | |
|---|----|---------------|--|---|
| (1) ASEAN Subcommittee on Health and Nutrition | | | | |
| (2) ASEAN Subcommittee of Youth | | | | |
| (3) ASEAN Women | | | | |
| ASEAN Network for Women in Vocational Training | Th | UNDP/ CIDA | | 2 |
| Network on Indicators and Statistics on Women | Ph | CIDA | | 2 |
| (4) ASEAN Subcommittee on Education | | | | |
| ASEAN University | | | | 1 |
| (5) Population Programme | | | | |
| Population Information Network | In | | | 1 |
| (6) ASEAN Subcommittee on Labour Affairs | | | | |
| (7) ASEAN Experts Group on Natural Disasters | | | | |
| 9. ASEAN Senior Officials in Drug Matters (ASOD) | | | | |
| 10. ASEAN Senior Officials in Environment (ASOEN) | | | | |
| (1) Nature Conservation | | | | |
| (2) Environmental Information, Public Awareness and Education | | | | |
| ASEAN Network for Environmental Monitoring (ASNEM) | Th | Ja | | 1 |
| (3) Environmental Economics | | | | |
| (4) Transboundary Pollution | | | | |
| Environmental Improvement Programme (EIP) | | USAID | | 2 |

3. Projects of Regional Cooperation Organizations

(1) Examples of projects of the United Nations Economic and Social Commission for Asia and the Pacific (ESCAP)

| Project name | Overseer country/ organization | Progress |
|--|---|----------|
| 1. Regional Economic Cooperation Committee | | 2 |
| Delhi Declaration on Strengthening Regional Economic Cooperation in Asia and the Pacific Towards the Twenty-first Century | | |
| Economic Cooperation among Developing Countries (ECDC) and Technical Cooperation among Developing Countries (TCDC) | UNDP, multilateral financial institutions, relevant governments | 2 |
| Regional Strategic Action Plans for the Development of Industrial Technology (Soul Action Programme, Teheran Declaration) | | 2 |
| General meetings on Transition to a Market Economy | | 2 |
| Trade Information Sources Network (TISNET) | | 2 |
| Action Programme for Regional Economic Cooperation in Investment-related Technology Transfer | | 1 |
| Strengthening of Subregional Economic Cooperation in North-East Asia | | 1 |
| 2. Committee on Environment and Sustainable Development | | 2 |
| 3. Committee on Poverty Alleviation through Economic Growth and Social Development | | 2 |
| Asian and Pacific Decade of Disabled Persons (rehabilitation program) | | 2 |
| Asian and Pacific Population Conference | | 2 |
| Asia-Pacific Population Information Network (POPIN) | | 2 |
| Agenda 21 in the Asia-Pacific Region | | 2 |
| Second Asian and Pacific Ministerial Conference on Women in Development (2nd, 1994: Fourth World Conference on Women) | | 2 |
| Ministerial Conference on the Space Applications for Development in Asia and the Pacific | Ja | 2 |
| Jakarta Plan of Action on Human Resources Development in the ESCAP region | | 1 |
| Asian and Pacific Ministerial Conference in Preparation for the World Summit for Social Development | | 2 |
| Ministerial Conference on Urbanization in Asia and the Pacific | | 2 |
| 4. Committee on Transportation and Communications | | 2 |
| Action Plan on Infrastructure Development in Asia and the Pacific | | 1 |
| Phase II of the Transport and Communications Decade for Asia and the Pacific, 1985-1994: Asian Land Transport Infrastructure Development Projects, 47 other projects | | 2 |
| 5. Committee on Statistics (database building) | | 2 |
| 6. Ad Hoc Subcommittee on LDC Landlocked Countries | | 2 |
| 7. Ad Hoc Subcommittee on Island Countries | | 2 |
| 8. Regional cooperation Project | | |
| ESCAP Pacific Operation Center (ESCAP POC) | | |
| Asian and Pacific Centre for Transfer of Technology (APCTT) (research societies, added-value technical information services, Newtechmart 92) | | 2 |
| Regional Co-ordination Center for Research and Development of Coarse Grains, Pulses, Roots and Tuber Crops in the Humid Tropics of Asia and the Pacific (CGPRT) | | 2 |
| Statistical Institute for Asia and the Pacific (SIAP) | | 2 |
| Committee for Co-operation of Joint Prospecting for Mineral Resources in Asian Offshore Areas (CCOP) | | 2 |
| Asia and Pacific Development Centre (APDC) | UNDP | 2 |
| Interim Committee for Co-ordination of Investigation of the Lower Mekong Basin (Mekong Committee) | UNDP | 2 |
| Typhoon Committee | UNDP | 2 |
| Regional Network for Agricultural Machinery (RNAM) | | 2 |

(2) Examples of projects of PECC

| Project Name | Coordinating Country | Stage | Financial Resources | |
|---|----------------------|-------|--------------------------|-------------------------------|
| | | | Application of PECC Fund | Others |
| 1. Fisheries Development Cooperation - ASEAN - Pacific Island Nations Cooperation in Fisheries Education and Training | Ca | 2 | Yes | Ca (CIDA), SEAFDEC |
| 2. Pacific Island Nations Cooperation (PIN) - Export Promotion by the PIN to the PECC Economies | Ja | 2 | Yes | CT (CTPEC), Member |
| 3. Science and Technology - International Cooperation in Clean Technologies | Ca, NZ | 2 | Yes | Ca (APF, Sponsor) |
| - International Science and Technology Cooperation : The Human Resource Dimension | CT, Ph | 2 | Yes | Ph (Sponsor) |
| - Pacific Science and Technology Profile | Ja | 2 | Yes | Ja (JANCPEC) |
| - Guidelines to Establish a Mentor Scheme for Monitoring Atmospheric Green Gases | NZ, Au | 2 | No | GEF |
| 4. Triple-T [Transportation, Telecommunication and Tourism] - Trade and Transportation Bottleneck Project | US | 2 | No | APEC, US (Sponsor) |
| - Media/Telecommunications Roundtable | US | 2 | Yes | |
| - Pacific Eco-tourism and Investment Prospects Project | Ja | 2 | No | Ja |
| - Triple-T and Disaster Prevention Systems | Ja | 2 | No | Ja |
| 5. Minerals and Energy - Joint MEF/APEC Energy Working Group on Energy | Au | 2 | Yes | |
| - Specialist Group Meeting on Regional Exploration and Mining Policies | Au | 2 | Yes | Task force |
| - MEF Regional Network for Minerals and Energy Training | Au | 2 | No | Task force |
| - The PECC Petroleum Projects Project | Au | 2 | Yes | |
| - Impediments to Private Sector Investment in Electricity | Au | 2 | No | Task force |
| 6. Pacific Food and Agriculture - Pacific Food and Agriculture Forum | US | 2 | Yes | |
| 7. Trade Policy - Harmonisation of International Trade Law to Benefit Trade, Business and Investment in the Pacific Basin | Au | 2 | Yes | Au (Gov., Sponsor) |
| - Trade and Environment | Au | 2 | Yes | Au (Gov, Sponsor, AUPECC) |
| - SME Best Practices | In, Au | 2 | Yes | Sponsor, Member |
| - PECC Air Transport Initiative | Au | 2 | No | Si (SINCPPEC) Au (AUSPECC) |

| | | | | |
|--|----|---|-----|--------------------|
| 8. Pacific Economic Outlook | | | | |
| - Forecast | US | 2 | Yes | Sponsor |
| - Structure: Capital Flows in the Pacific Region: Past Trends and Future Prospects | Ja | 2 | Yes | Ja (Gov., Sponsor) |
| 9. HRD | | | | |
| Vocational Training Project | Au | 2 | Yes | Monash Univ. (Au) |
| 10. Others | | | | |
| - Financial Market | US | 2 | Yes | Member |

(3) Example of Projects for ASEAN (Association of South East Asian Nations) Countries

| Title of the Project | Activities | Cooperating Country/ Organization | Participated Country | Progress |
|--|-----------------------|-----------------------------------|----------------------|----------|
| 1. Cooperation in Finance and Banking | | | | |
| ASEAN Customs Institute for Training and Research | | | Ja | 2 |
| Training Course on Value Added Tax; Functions and Activities of Bonded Warehouse; Intelligence/Law Enforcement | | Ko | Ko | 2 |
| 2. Cooperation in Food, Agriculture and Forestry | | | | |
| (1) Food | | | | |
| ASEAN Canada Grain Postharvest Programme (AGPP) | Report | Th | Ca | 2 |
| (2) Agriculture | | | | |
| ASEAN - Australia Postharvest Systems Improvement Project | Study Tour | AFHB | Au | 2 |
| ASEAN Development Planning Centre (ADPC) | | Th | US | 2 |
| ASEAN Plant Quarantine and Training Institute (PLANTI) | | Ma | US | 2 |
| ASEAN Training Course in Pest Surveillance and Forecasting | Training | In | In, JICA | 2 |
| Preparing Rural Youth for a Better Future in Agriculture | | Th | Ja | 2 |
| ASEAN Centre for the Development of Agricultural Cooperatives (ACEDAC) | Meeting, Research | In | | 2 |
| (3) Forestry | | | | |
| ASEAN-Canada Forest Tree Seed Centre | Meeting | Th | Ca | 2 |
| ASEAN Institute of Forest Management | Pilot Project | Ma | Ca | 2 |
| ASEAN Timber Technology Centre (ATTC) | | Ma | EC | 2 |
| (4) Livestock | | | | |
| ASEAN Poultry Diseases, Research and Training Centre | | Ma | Ja | 2 |
| (5) Fisheries | | | | |
| ASEAN Aquaculture Development and Coordinating Programmes (AADCP) | Meeting | Th | EC | 2 |
| ASEAN - Canada Fisheries Post - Harvest Technology Centre II | Pilot Project | Si | Ca | 2 |
| 3. Cooperation in Industry, Minerals and Energy | | | | |
| (1) Minerals | | | | |
| Establishment of ASEAN Regional Development Centre in Mineral Resources (ARDCMR) | | In | | 1 |
| Training Course in Stability Problems in Soft Ground in Open Mines | | Ma | EC | 2 |
| (2) Energy | | | | |
| ASEAN Coal Information Centre | | AEGC | Ca, ESCAP, Ja | 2 |
| ASEAN - EC Energy Management Training and Research Centre (AEBMTRC) | | In | EC | |
| 4. Cooperation in Transportation and Communications | | | | |
| (1) Transportation | | | | |
| ASEAN Cargo Transport Study (ACTS) | Workshop, Publication | Br | Ca | 2 |

| | | | | |
|--|--------------------------|------------|---------------|---|
| Introduction of Multimodal Transport and New Information Technology for Transport Sector | | SCSP | UNDP, Belgium | 1 |
| ASEAN Transport and Communications Policy Studies | | ASEAN Sec. | UNDP | 1 |
| Integrated Harbour Management Programme | | APAA | EC | 1 |
| Establishment of Regional Centres of Excellence (Road, Railway, Waterways) | Establishment of Centres | ASEAN Sec. | Ja, Belgium | 2 |
| Establishment of Centres of Excellence (Air) | Aviation Security | Ma | | 2 |
| (2) Communications | | | | |
| Human Resources Development in Posts | | Ma | | 2 |
| ASEAN Optical Fibre Submarine Cable Network | Under construction | | | 2 |
| Satellite Communications Development | | In | | 2 |
| Radio Frequency Coordination in ASEAN | Formation of related WGs | In | | 2 |
| Planning of ASEAN ISDN International Network | | In | UNDP/ITU | 1 |
| 5. Cooperation in Trade and Tourism | | | | |
| Trade Investment Promotion Programme (TIPP) | | Th | Au | 2 |
| Trade Investment Promotion Programme (TIPP) | | Ma | NZ | 2 |
| ASEAN Travel Fair in Seoul | | Ko | Ko | 3 |
| Exchange and Training of Experts in the Field of Tourism | | Ko | Ko | 1 |
| ASEAN Private Investment and Trade Opportunities (PITO) | | | US | 2 |
| 6. Cooperation in Science and Technology | | | | |
| (1) Food and Science and Technology | | | | |
| (2) Meteorology and Geophysics | | | | |
| (3) Micro-Electronics and Information Technology | | | | |
| (4) Materials Science and Technology | | | | |
| ASEAN - Japan Cooperation on Materials Science and Technology | Seminar | In | Ja | 2 |
| (5) Biotechnology | | | | |
| (6) Non-Conventional Energy Research (NCER) | | | | |
| ASEAN - Australia NCER Cooperation | | Th | Au | 2 |
| ASEAN - Canada Solar Energy in Drying Process | | Br | Ca | 2 |
| ASEAN - New Zealand Energy Cooperation Natural Gas Utilization | | Th | NZ | 2 |
| (7) Marine Science | | | | |
| ASEAN - Australia Cooperation : Regional Ocean Dynamic; Living Coastal Resources | | Ma | Au | 2 |
| ASEAN - Canada Living Marine Resources II | | Ma | Ca | 2 |
| Environmental Enhancement, Coastal Zone of ASEAN Region | | Ma | EC | 1 |
| (8) Science and Technology Infrastructure Development | | | | |
| Science and Technology Management and Policy | | Ph | | 2 |
| Basic Research Project for Supporting the Establishment of Science and Technology Policy and Research and Development Management System in ASEAN | | | Ko | 2 |

| | | | | |
|---|----|---------------|--|---|
| 7. Cooperation in Culture and Information | | | | |
| 8. Cooperation in Social Development | | | | |
| (1) ASEAN Subcommittee on Health and Nutrition | | | | |
| (2) ASEAN Subcommittee of Youth | | | | |
| (3) ASEAN Women | | | | |
| ASEAN Network for Women in Vocational Training | Th | UNDP/ CIDA | | 2 |
| Network on Indicators and Statistics on Women | Ph | CIDA | | 2 |
| (4) ASEAN Subcommittee on Education | | | | |
| ASEAN University | | | | 1 |
| (5) Population Programme | | | | |
| Population Information Network | In | | | 1 |
| (6) ASEAN Subcommittee on Labour Affairs | | | | |
| (7) ASEAN Experts Group on Natural Disasters | | | | |
| 9. ASEAN Senior Officials in Drug Matters (ASOD) | | | | |
| 10. ASEAN Senior Officials in Environment (ASOEN) | | | | |
| (1) Nature Conservation | | | | |
| (2) Environmental Information, Public Awareness and Education | | | | |
| ASEAN Network for Environmental Monitoring (ASNEM) | Th | Ja | | 1 |
| (3) Environmental Economics | | | | |
| (4) Transboundary Pollution | | | | |
| Environmental Improvement Programme (EIP) | | USAID | | 2 |

4. Projects related with cooperation among the developing Economies

(1) Examples of activities of UNCTAD (United Nations Conference on Trade and Development) at the ECDC (Economic Cooperation among Developing Countries) Committee

| Example of Activity |
|--|
| 1. Establishment of Standing Committee on Economic Cooperation among Developing Countries |
| 2. Promotion of South-South Trade |
| Initiatives to Increase Interregional Trade Flows among Developing Countries (eg. The Afro-Arab Trade Fair held at Tunisia in 1993) (eg. The Conference of Governors and Senior Officials of Central Banks held in Cooperation Between Africa and Latin America) |
| Promotion of South-South Trade Through Enterprise Cooperation |
| Establishment of committee in the Aim of Preparing Technical Assistance Programmes in Asia and Latin America |
| Establishment of Multilateral Clearing and Payments Facilities as Monetary and Financial Cooperation |
| 3. Sub Regional and Regional Development Programmes |
| Establishment of African Economic Community (AEC) for Intra-Arab Trade Promotion |
| Mano River Union to Seek Economic Integration, Political, Security, Defence Matters |
| Economic Community of West African States to Bring New Dynamism to West African Economic Integration |
| The East African Community for the Promotion of Cooperation in Economic, Political, Social, and Security Matters |
| Preferential Trade Area for Eastern and Southern Africa States for Promotion of Trade in the Region |
| Adaption of an Integrated Regional Programme for the Development of Trade among Member Countries of Indian Ocean Commission (IOC) |
| Agreement to Create a Common Market by the Year 2000 among Members of Cooperation Council for the Araba States of the Gulf (GCC) |
| Adoption of a Preferential Trading Arrangement at the Meeting of South Asian Association for Regional Cooperation |
| Bangkok Agreement to Enlarge Membership and Expand Trade and Investment Flows among Members |
| Cooperation for Establishment of AFTA by ASEAN |

| |
|--|
| Establishment of ASEAN Regional Forum to Promote Regional Security |
| Melanesian Spearhead Group(MSG) to Reduce Trade Impediments among Members |
| Association of Caribbean States (ACS) for Economic Integration and Cooperation |
| Latin American Economic System (LAES) seek free trade in Latin America, the Caribbean and the USA. |
| Discussion on the Creation of a Free Trade Zone among Latin America Integration Association (ALADI) Members |
| Agreement on the Central African Free Trade Zone by Member Countries of the Central American Integration System (CAIS) |
| Africa Caribbean and Pacific (ACP) Group of States was formed to strengthen economic cooperation at the interregional level. |
| The Global System of Trade Preference among Developing Countries (GSTP), which comprises 40 countries, formed four working groups to promote trade among the region. |
| The Summit Level Group for South-South Consultation and Cooperation (G-15) decided to broaden the scope of intra-Group economic cooperation. |
| The Organization of the Islamic Conference (OIC) signed a framework agreement on the creation of a preferential trade system. |
| Cooperation of APEC Activities |
| Cooperation of NAFTA Activities |
| Discussion on the Sustainable Management of Resources by the South Pacific Forum (SPF) |
| 4. Technical Assistance |
| Assistance to ECOWAS was carried out aimed at enhancing trade liberalization, improving monetary and financial cooperation. |
| Technical cooperation activities in support of the Global System of Trade Preferences among Developing Countries were carried out. |
| UNCTAD launched an initiative aimed at encouraging technological cooperation among developing countries. |

(2) Examples of activities at the Asia-Africa Forum

- * Countries/Organizations in charge to adjust the Asia-Africa Forum are Japan, Indonesia, United Nations, UNDP and GCA.
- * UNDP recognizes this Forum as a strategic initiative to promote TCDC (Technical Cooperation among Developing Countries), and provides to commit 25 million US Dollars for the Forum

| Example of Activity | Participating Country/Regional, Cooperating Organization | Recipient Country, District | Progress |
|--|--|-----------------------------|----------|
| 1. Promoting Sustainable Development in | | | |
| 2. Human Resources and Institutional Development | | | |
| Encouragement of Networking to Facilitate Innovative Activities | | | 4 |
| Encouragement of HRD Programme (Exchanges of Publications, Professors & Students, Joint Curriculum Development, Joint Research Activities) | | | 4 |
| Promotion of Existing Apprenticeship Programmes among Asian and African Countries | Asia | Africa | 4 |
| International Cooperation Programme (accept Trainees, Dispatch of Mission of Technical Cooperation) | Th | Africa | 2 |
| (Economic/Technical Programme) | India | Africa | 2 |
| 3. Enhancing Productivity in the Agricultural Sector | | | |
| - Reinforcement of Agricultural Networks to Facilitate Exchange of Experiences and Research Results | | | 4 |
| Vocational and Technical Training in Agriculture (Apprenticeship Programme) | Asia | Africa | 4 |
| Improvement of Techniques for the Organization of Production through Application of Asian Experience | Asia | Africa | 4 |
| 4. Financing Development | | | |
| (1) Mobilizing Domestic and External | | | |
| Exploration of Appropriate Mechanisms for Increasing Private Savings | Asia | Africa | 4 |
| Strengthening of the Efficiency of Tax Collection Systems | | Africa | 4 |
| Development of Financial Institutions and Capital Markets | | Africa | 4 |
| Expansion of Financial Assistance | Asia | Africa | 4 |
| (2) Private Sector Development | | | |
| Establishment of Joint Business Council (by African Chambers of Commerce) | Africa, Asia | | 4 |
| Provision of Policy Advice and Technical Assistance to African Private Sector Development | Asia | Africa | 4 |
| (3) Promoting Asian Investment in Africa | | | |
| Investment Promotion through Asia-Africa Networks | Asia | Africa | 4 |
| Investment Promotion such as Trade and Investment Mission | Asia, Africa | Africa | |
| Increase of Investment in the Manufacturing and Other Sectors in Africa | Asia | Africa | 4 |

| | | | |
|---|----------|--------|---|
| (4) Trade Development | | | |
| Exploration of Innovative Measures for Export Expansion through Asian Experience | Asia | Africa | 4 |
| Provision of Technical Assistance through Information Exchange & Research | Asia | Africa | 4 |
| Asian Countries' Membership in African Regional Trade Development Institutions such as African Export-Import Bank | | | 4 |
| (5) Managing the African Debt Crisis | | | |
| Provision of Technical Assistance to Improve Debt Management Capabilities | Asia | Africa | 4 |
| 5. Expansion of South-South Cooperation | | | |
| Carrying Out Cooperation Programmes | UNDP | | 4 |
| Trilateral Cooperation | Ja, Asia | Africa | 4 |
| Direct Financial Cooperation (Bilateral Aid, Cooperative Financing, Establishment of Fund) | | | 4 |
| 6. Asian-African Networks | | | |
| Macroeconomic Network | | | 4 |
| HRD Network | | | 4 |
| Trade and Investment Network | | | 4 |
| Agriculture Development Network | | | 4 |
| Research Network | | | 4 |
| 7. Following-up and Monitoring Asian-African Development Cooperation | | | |
| Establishment of Official and/or Private Channels of Communication between Participating Countries | | | 4 |
| Convening Regularly | | | 4 |
| Conference for the Subjects in connection with Financing for Development and Fostering Enterprisers | India | | 4 |

(3) Examples of Japanese support for cooperation among developing economies

| Project name/content or international organization name | Content of Japanese assistance | Implementing country/ organization | Recipient country | progress |
|--|---|--|--|----------|
| 1. Tripartite Cooperation | | | | |
| Rural development and Resettlement Project in Cambodia | Financial and technical assistance | Japan, ASEAN countries (expert dispatch) | Cambodia | 2 |
| Japan-Singapore Partnership Program (trainee acceptance, expert dispatch) | Financial and technical assistance | Singapore | LDC | 2 |
| Japan-Thailand Partnership Program (trainee acceptance, expert dispatch) | Financial and technical assistance | Thailand | Indonesia | 2 |
| 2. Technical cooperation in ASEAN region | | | | |
| Seminar | | ASEAN countries | ASEAN countries | 2 |
| 3. Third-country training | | | | |
| Group training (1,254 trainees from 101 countries 1993) | Financial and technical assistance | Implementing country | LDC | |
| Financial and technical assistance | Financial and technical assistance | Implementing country | LDC | |
| 4. Equipment grants (Grant aid cooperation) | | | | |
| | Grant of equipment necessary for implementation of third-country training | | | 2 |
| 5. Support for new donors | | | | |
| Support for Korean International Cooperation Agency (KOICA) | OJT for KOICA trainees in Japan | JICA, KOICA | Korea | 2 |
| Support for Asia-Africa Forum | Financial assistance, forum implementation | Indonesia | Countries of Asia and Africa | |
| 6. International organization assistance for cooperation among developing countries | | | | |
| UNDP, TCDC programs | Financial assistance | Indonesia, etc. | | |
| Colombo Plan | Establishment of working group, holding of meetings | Colombo Plan | | 2 |
| Asian Productivity Organization (APO) | Financing expenses necessary for inviting experts, when NIEs and ASEAN host APO projects. | NIEs/ASEAN countries | | 2 |
| Southeast Asian Fisheries Development Centre (SEAFDEC) | Scholarship grants for trainees accepted by SEAFDEC | SEAFDEC | Countries of Indonesia, Southwest Asia | 2 |
| Asian Institute of Technology (AIT) | Scholarship grants for Master's degree | AIT | Countries of Indonesia, Southwest Asia | 2 |
| Asian Vegetable Research and Development Center (AVRDC) | Proposal for promotion of technology transfers | AVRDC | Countries of Indonesia, Southwest Asia | 2 |
| Center on Integrated Rural Development in Asia and the Pacific (CIRDAP) | Financial support for founding and others | CIRDAP | | 2 |

(4) Example of cooperation among developing member economies of APEC

| Project name/content | Donor country/organization | Recipient country | Year of implementation | Aid amount (US\$ Million) |
|--|---|---|------------------------|---------------------------|
| Indonesia | | | | |
| 1. Trainee acceptance program (group/individual training) Twenty-one training program (2 weeks to 2 months in length) held with the support of UNDP, JICA, etc. Of these, 4 programs cover urban (regional) development, 3 health, 4 public works, 3 agriculture, 3 family planning, etc. | UNDP, JICA, USAID, IDB, UNICEF, UNEPA, UNIDO, UNDTCD, WHO | Th, Ma, Ph, Br, Viet Nam, Cambodia, Laos, Nepal, PNG, Sri Lanka, Bangladesh, Fiji, Bhutan, India, Pakistan, Western Samoa, Ch | 94 | |
| 2. Indonesia Observation Program | UNDP | | | |
| 3. Acceptance of agricultural trainees from Tanzania | UNDP | | | |
| 4. Expert dispatch program (from 1990) | UNDP, JICA | | | |
| Agriculture | | Tanzania | 93/94 | |
| Family planning | | Viet Nam | 91/92, 93/94 | |
| Health, agriculture | | Cambodia | 93/94, 94/95 | |
| 5. Participation in third-country training | UNDP | | | |
| 6. Participation in surveys/expert meetings | UNDP, JICA | | | |
| 7. Strengthening of implementation structure | UNDP | | | |
| 8. Asia-Africa Forum | Ja, UN, UNDP, GCA | Countries of Asia, Africa | 94 | |
| Republic of Korea | | | | |
| 1. Bilateral ODA | | | 93 | 110.2 |
| (1) Grant-in-aid (Korean Interational Cooperation Agency: KOICA) | | Countries of Africa, Central/South America | | 11.8 |
| (2) Technical assistance | | Countries of Asia | | 19.3 |
| (3) Economic Development Cooperation Fund (EDCF) | | Ni, In, Pe, FI | | 70.7 |
| (4) Other | | | | 8.4 |
| 2. ODA among other countries | | | 93 | 68.7 |
| (1) Subscriptions to international organizations | | | | 36.2 |
| (2) Contributions to international organizations | | | | 32.5 |
| Malaysia | | | | |
| Technical cooperation (expert dispatch, equipment grants, financial cooperation, training) | Ca, Au, UK, Ja, UNDP, CPTC, UNICEF, UNESCO | Other LDC | | |
| Singapore | | | | |
| 1. Acceptance of trainees (telecommunications, transport, health/medicine, housing, improved production, etc.) | UNDP, Commonwealth Development Coporation, WHO, ADB | 54 countries | 93 | SS\$18M |
| 2. Third-country training (telecommunications, transport, health/medicine, housing, improved production, etc.) | Ja, Germany, UK, Ko, France | | | |
| Thailand | | | | |
| 1. Acceptance of trainees | JICA, UNDP, Department of Economic and Technical Cooperation (DTEC), WHO, | Laos, Viet Nam, Cambodia, Myanmar, Nepal, Bhutan, Mongolia, Maldives | | |
| 2. Equipment grants | DTEC | Primarily Indonesia | 92 | 43.5 million Baht |
| 3. Grant aid cooperation | DTEC | | | |
| 4. Development study | DTEC | | | |
| Mexico | | | | |
| 1. Economic cooperation Promotion of free trade agreements, financial cooperation for building infrastructure, energy cooperation based on San Jose Agreement | | Guatemala Nicaragua, Costa Rica | | |
| 2. Education/culture Training, seminars, scholarship grants | | El Salvador Honduras | | |
| 3. Science/technology Cooperation in agriculture, fisheries, welfare, energy, mining, etc. | UNDP, OAS | | | |
| 4. Third-country group training with Japan | | | | |

| Chile | | | | |
|---|-----------------|--|--|------------------------------------|
| 1. Trainee acceptance program (seminars, inspections, university training, etc.) | | | | 600 million peso (national budget) |
| Fields: Medicine, management, veterinary medicine | UNDP, IDB, etc. | | | |
| 2. Expert dispatch program | | | | |
| Fields: Natural resource, social development, university cooperation, public investment, export promotion | | | | |
| 3. Third-country group training with Japan | JICA | | | |

