

























DATA 3 OF PART 2

EXTERNAL PLANT BASIC DESIGN DRAWINGS FOR LOCAL NETWORK EXPANSION PROJECT IN COLOMBO METRO AREA (9 SAMPLE EXCHANGE AREAS)

- Raddollugama Exchange Area
- Mattakuliya Exchange Area
- Angoda Exchange Area
- Katunayake Exchange Area
- Kelaniya Exchange Area
- Maharagama Exchange Area
- Moratuwa Exchange Area
- Piliyandala Exchange Area
- Ragama Exchange Area

2-2-18

Drawings Symbols for Basic Design

| | Description | Symbols for Existing Facility | Symbols for New Construction | Remarks |
|--------|------------------------|---|--|---------|
| Common | Exchange Location |  |  | |
| | Exchange Boundary Line |  |  | |
| | Cabinet Area Boundary |  |  | |
| | Cabinet Location |  |  | |
| | Manhole |  |  | |
| | Handhole |  |  | |
| | Conduit |  |  | |
| | Riser Duct and Pole |  |  | |
| | Conduit Cable |  |  | |
| | Aerial Cable |  |  | |
| | Cable Splice |  |  | |
| | Stump of Pairs |  |  | |

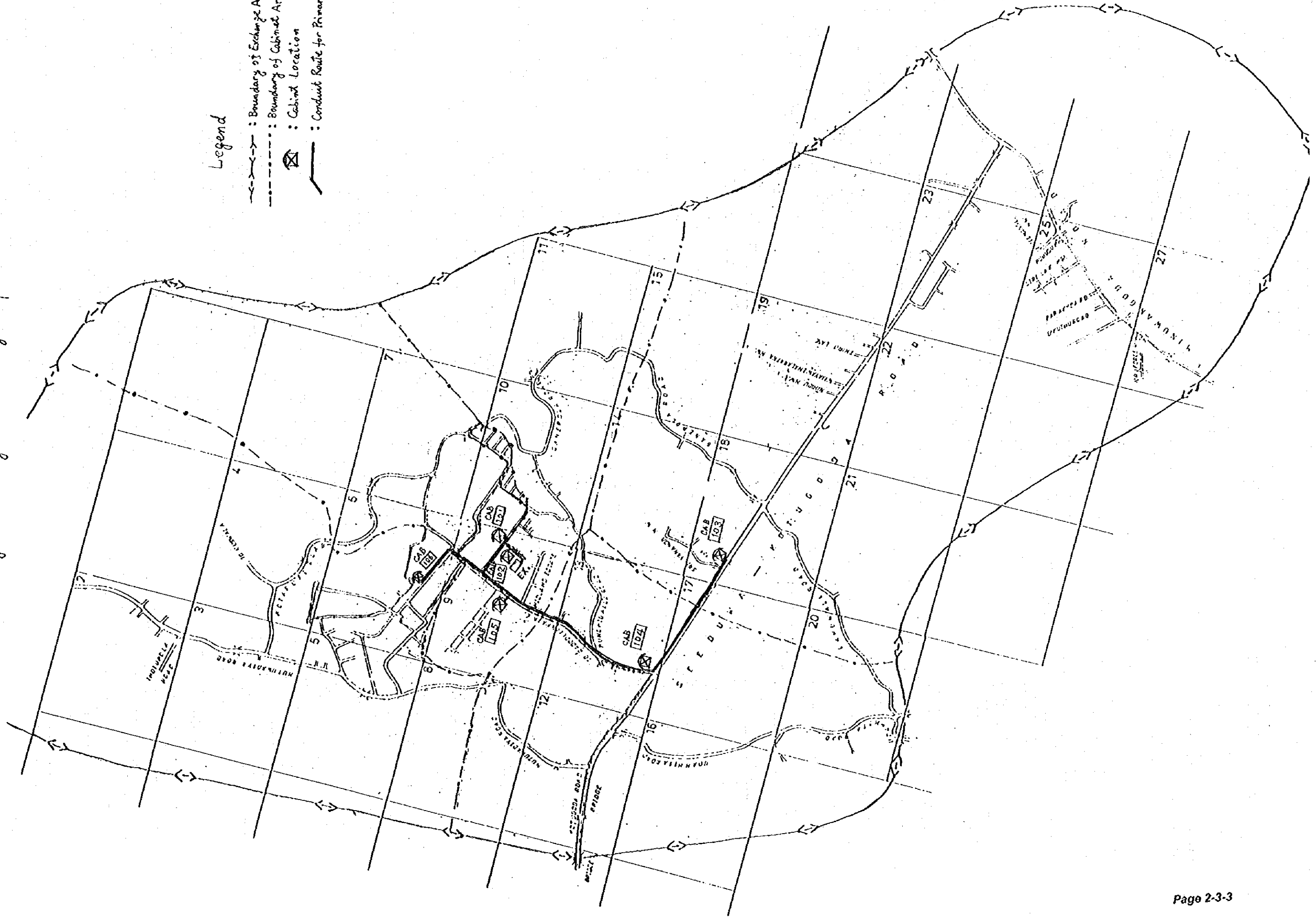
EXAMPLE DRAWINGS
FOR
RADDOLUGAMA EXCHANGE AREA

- Key Map
- Primary Cable Plan
- Conduit Plan for Primary Cable
- Secondary Cable Plan
- Conduit Plan for Secondary Cable

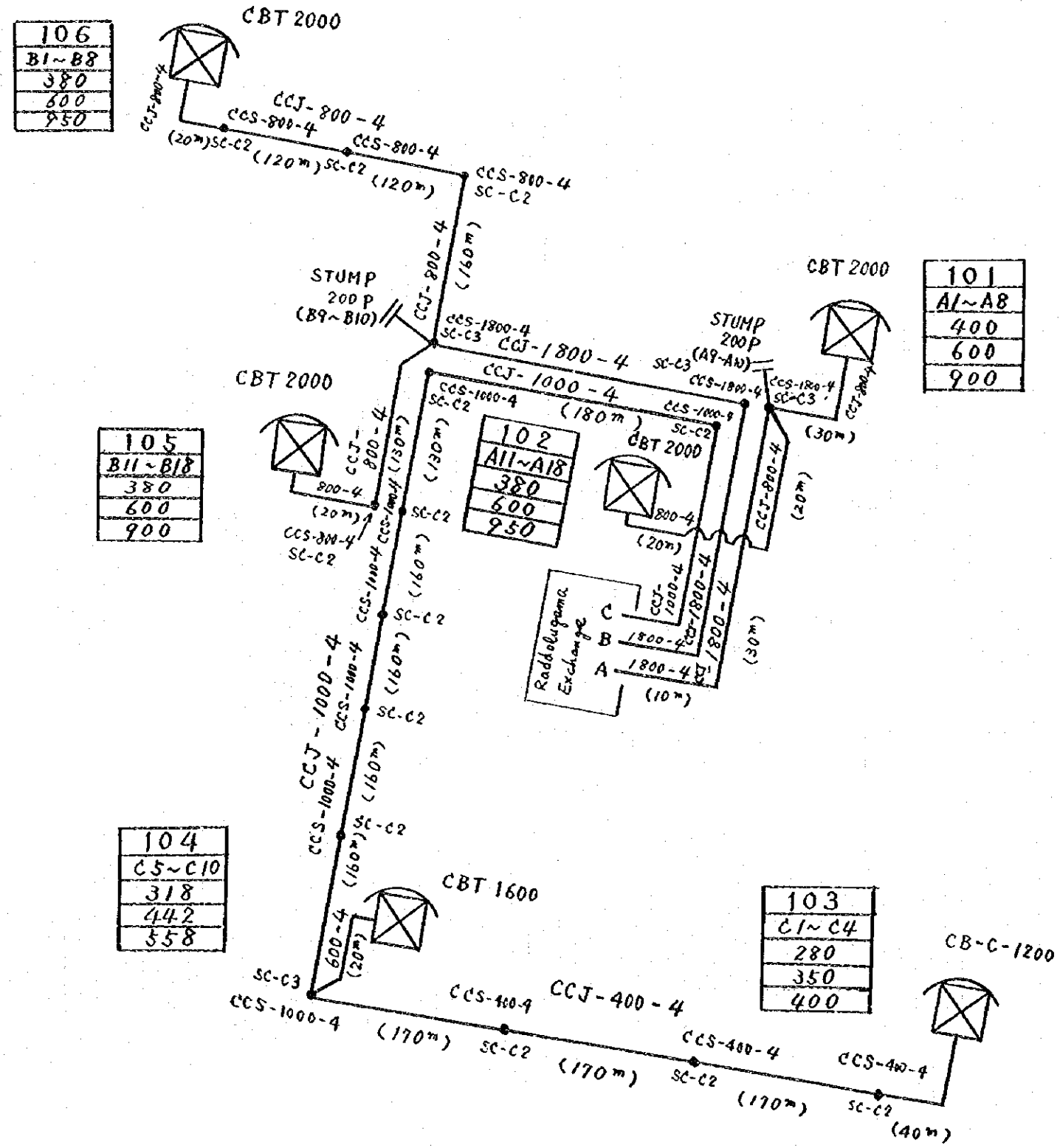
Raddolugona Exchange Area Key Map

Legend

- - - - - : Boundary of Exchange Area
- - - - - : Boundary of Cabinet Area
- ⊗ : Cabinet Location
- : Conduit Route for Primary Cable



Raddolugama Exchange Area Primary Cable Plan



Primary Cable

| Designator | Quantity |
|------------|----------|
| 400-4 | 550m |
| 600-4 | 20m |
| 800-4 | 640m |
| 1000-4 | 1,010m |
| 1800-4 | 300m |
| Sub Total | 2,520m |

Closure

| Designator | Quantity |
|------------|----------|
| SC-C1 | 0 |
| SC-C2 | 13 |
| SC-C3 | 4 |
| Sub Total | 17 |

Splicing

| Designator | Quantity |
|------------|----------|
| CCS-400-4 | 3 |
| CCS-800-4 | 4 |
| CCS-1000-4 | 7 |
| CCS-1800-4 | 3 |
| Sub Total | 17 |

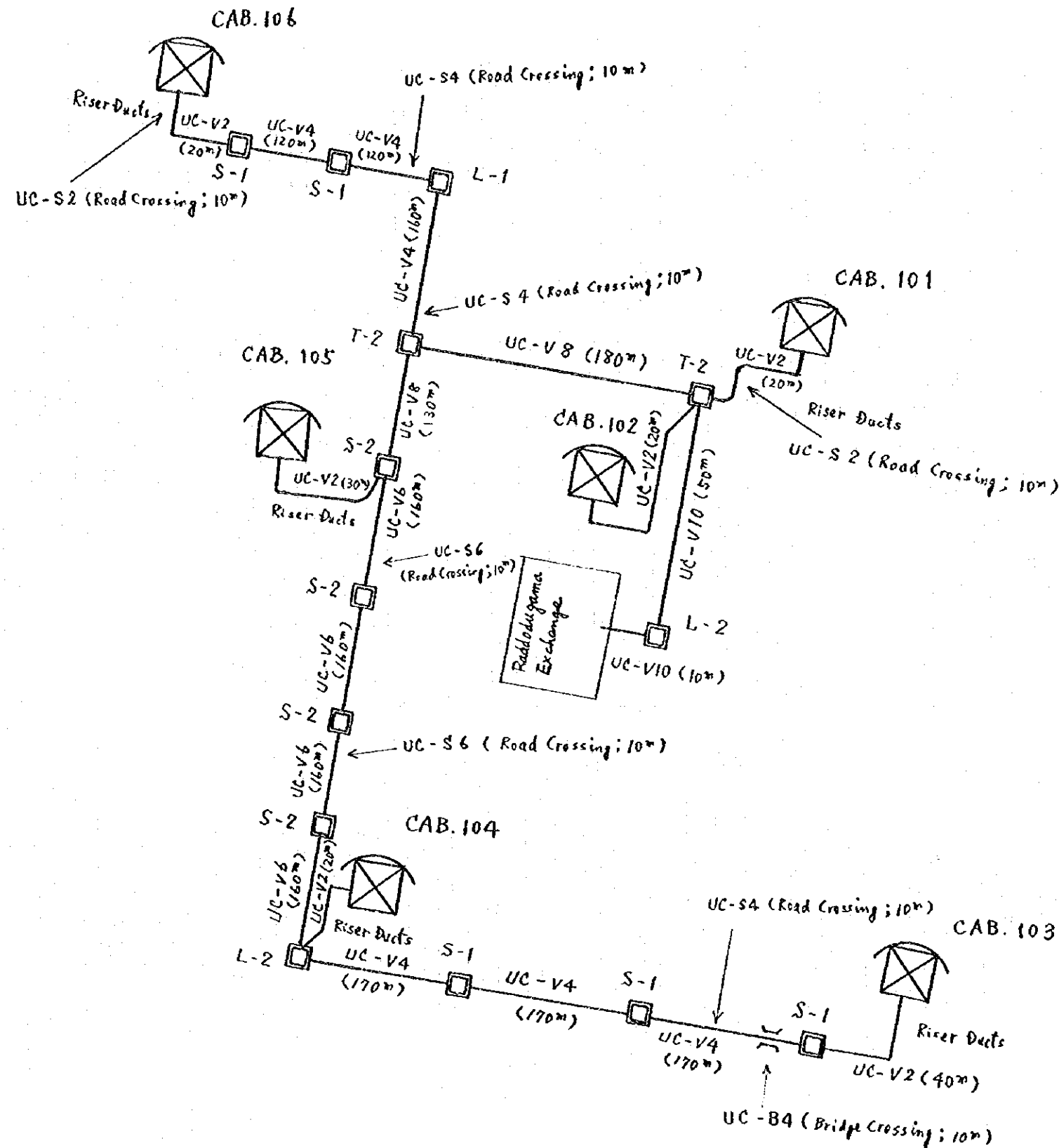
Cabinet

| Designator | Quantity |
|------------|----------|
| CB-C-1200 | 1 |
| CB-C-1600 | 1 |
| CB-C-2000 | 4 |
| Sub Total | 6 |

Terminal Block

| Designator | Quantity |
|------------|----------|
| CB-T-100 | 220 |
| CB-T-200 | 0 |
| Sub Total | 220 |

Raddolugama Exchange Area Conduit Plan for Primary Cable



QUANTITY

Conduit

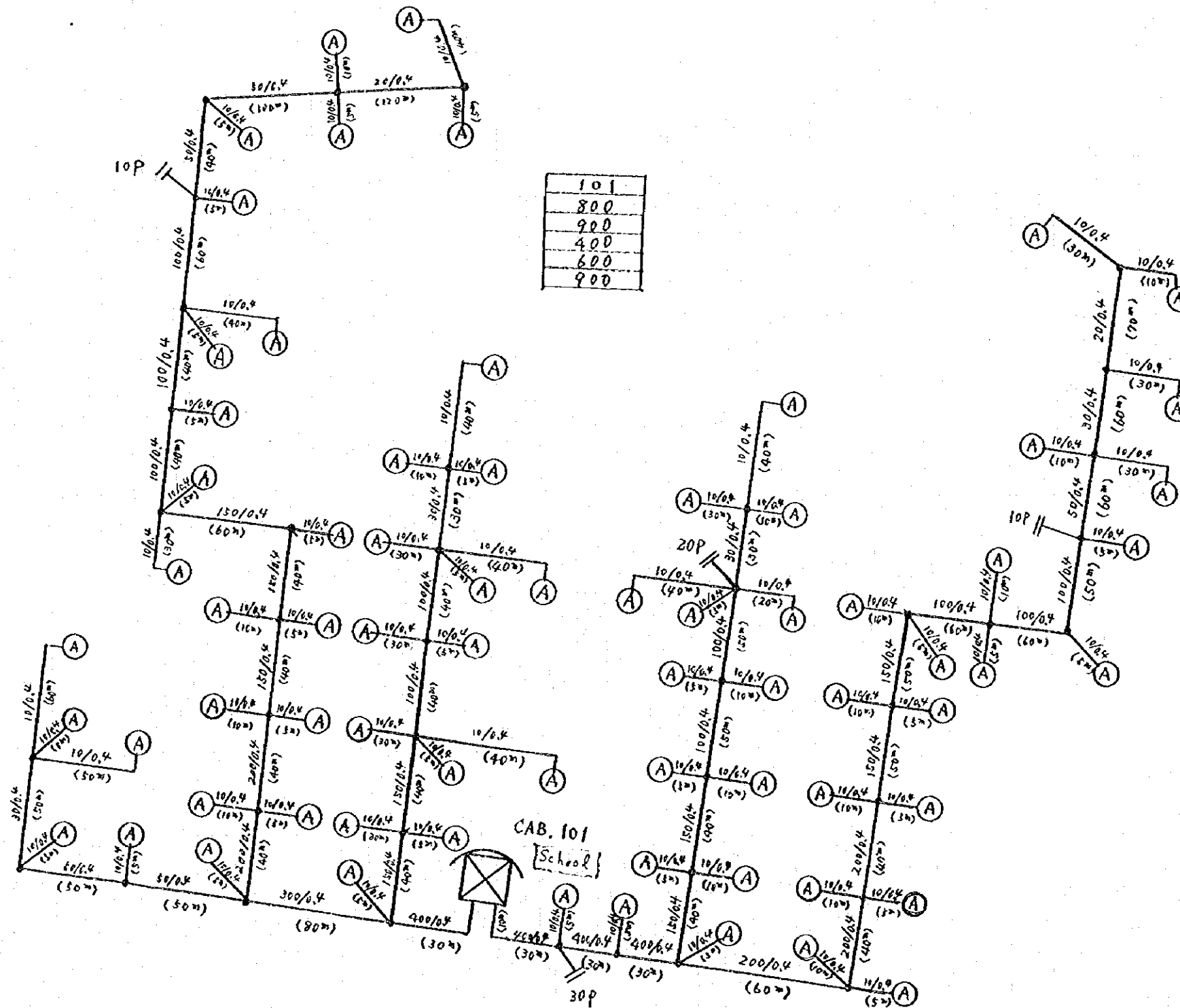
| Designator | Quantity |
|------------------|---------------|
| UC-V2 | 150m |
| UC-V4 | 910m |
| UC-V6 | 640m |
| UC-V8 | 310m |
| UC-V10 | 60m |
| UC-S2 | 20m |
| UC-S4 | 30m |
| UC-S6 | 20m |
| UC-B4 | 10m |
| Sub Total | 2,150m |

Manhole

| Designator | Quantity |
|------------------|-----------|
| S-1 | 5 |
| S-2 | 4 |
| L-1 | 1 |
| L-2 | 2 |
| T-2 | 2 |
| Sub Total | 14 |

Raddolugama Exchange Area Secondary Cable Plan

(Cabinet Area No. 101)



Quantity

Cable Length

| Item | Quantity |
|------------------|---------------|
| 400/0.4 Cable | 140m |
| 300/0.4 " | 90m |
| 200/0.4 " | 220m |
| 150/0.4 " | 400m |
| 100/0.4 " | 490m |
| 50/0.4 " | 250m |
| 30/0.4 " | 170m |
| 20/0.4 " | 190m |
| 10/0.4 " | 615m |
| Sub Total | 2,555m |

Closure

| | |
|------------------|----------------|
| SC - C3 | 0 each |
| SC - C2 | 28 " |
| SC - C1 | 12 " |
| Sub Total | 40 each |

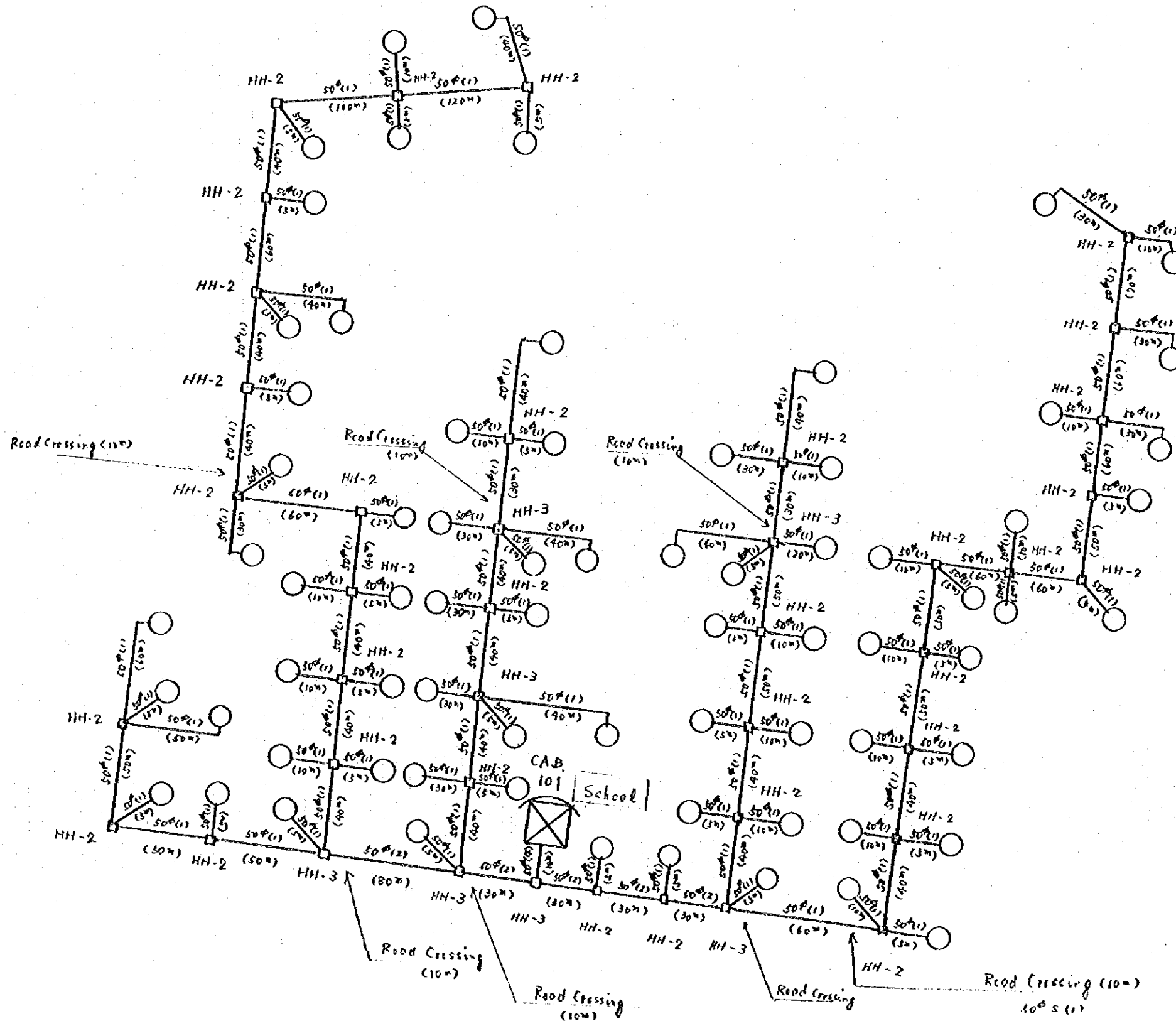
Splicing

| | |
|------------------|----------------|
| CCS - 400 | 4 each |
| CCS - 300 | 1 " |
| CCS - 200 | 5 " |
| CCS - 150 | 9 " |
| CCS - 100 | 10 " |
| CCS - 50 | 5 " |
| CCS - 30 | 4 " |
| CCS - 20 | 2 " |
| CCS - 10 | 0 " |
| Sub Total | 40 each |

Distribution Point

| | |
|----|---------|
| CP | 72 each |
|----|---------|

Raddolugama Exchange Area Conduit Plan for Secondary Cable (Cabinet Area No. 101)



Duct Length

| Item | Quantity |
|---------------------------|----------------|
| 4-50mm ² ducts | 10 m |
| 2- " | 200 m |
| 1- " | 2,785 m |
| Sub Total | 2,995 m |

50φ S-2 : 20m
50φ S-1 : 30m

Hand Hole

| | |
|------------------|----------------|
| HH-3 | 7 each |
| HH-2 | 34 " |
| HH-1 | 0 " |
| Sub Total | 41 each |

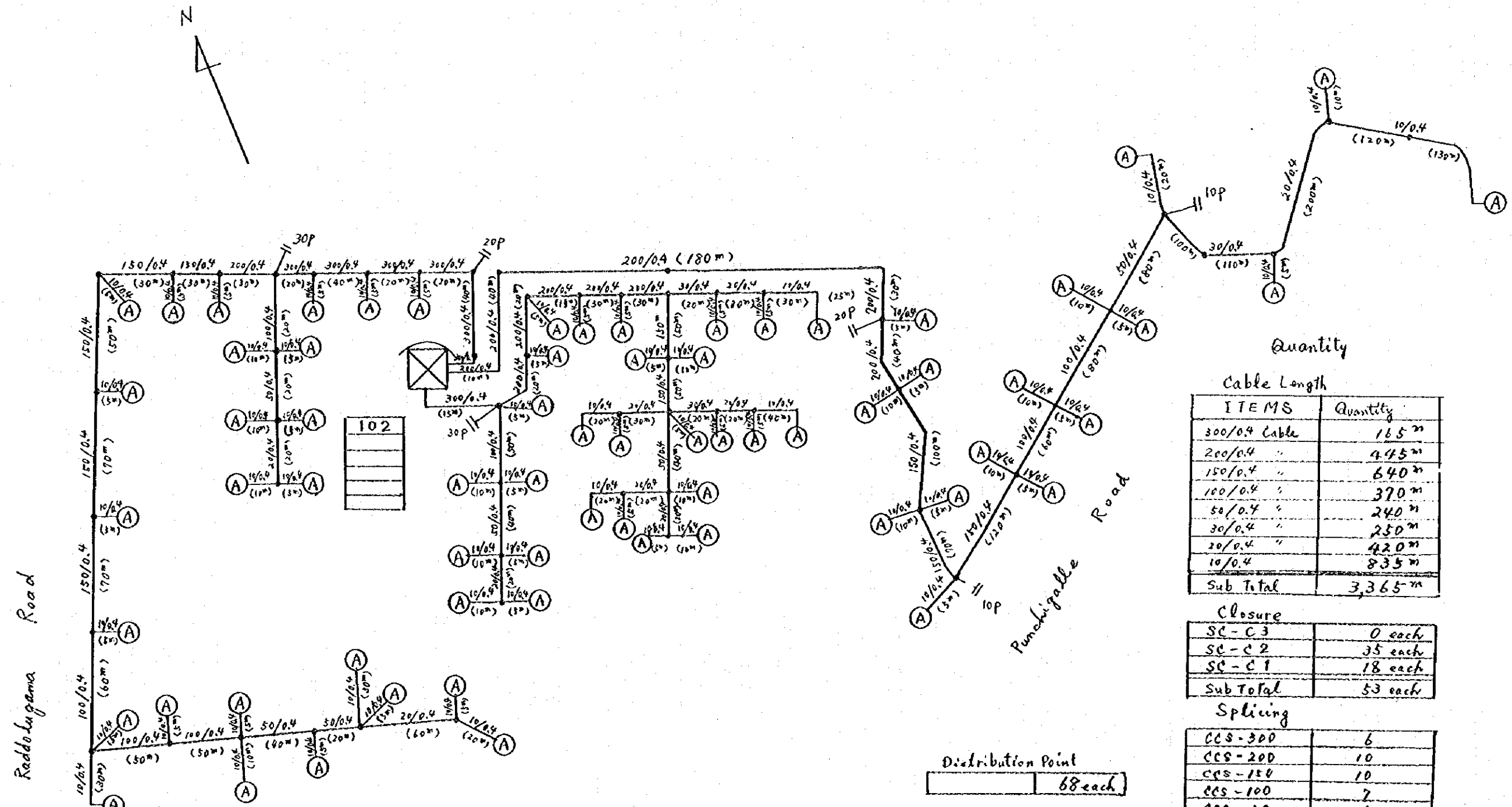
Riser Duct for DP

| | |
|----|---------|
| CP | 72 each |
|----|---------|

Pole for DP

| | |
|----------|---------|
| PL-C-7.8 | 72 each |
|----------|---------|

Raddolugama Exchange Area Secondary Cable Plan (Cabinet Area No. 102)



Quantity
Cable Length

| ITEMS | Quantity |
|------------------|----------------|
| 300/0.4 Cable | 165 m |
| 200/0.4 " | 445 m |
| 150/0.4 " | 640 m |
| 100/0.4 " | 370 m |
| 50/0.4 " | 240 m |
| 30/0.4 " | 250 m |
| 20/0.4 " | 420 m |
| 10/0.4 " | 835 m |
| Sub Total | 3,365 m |

Closure

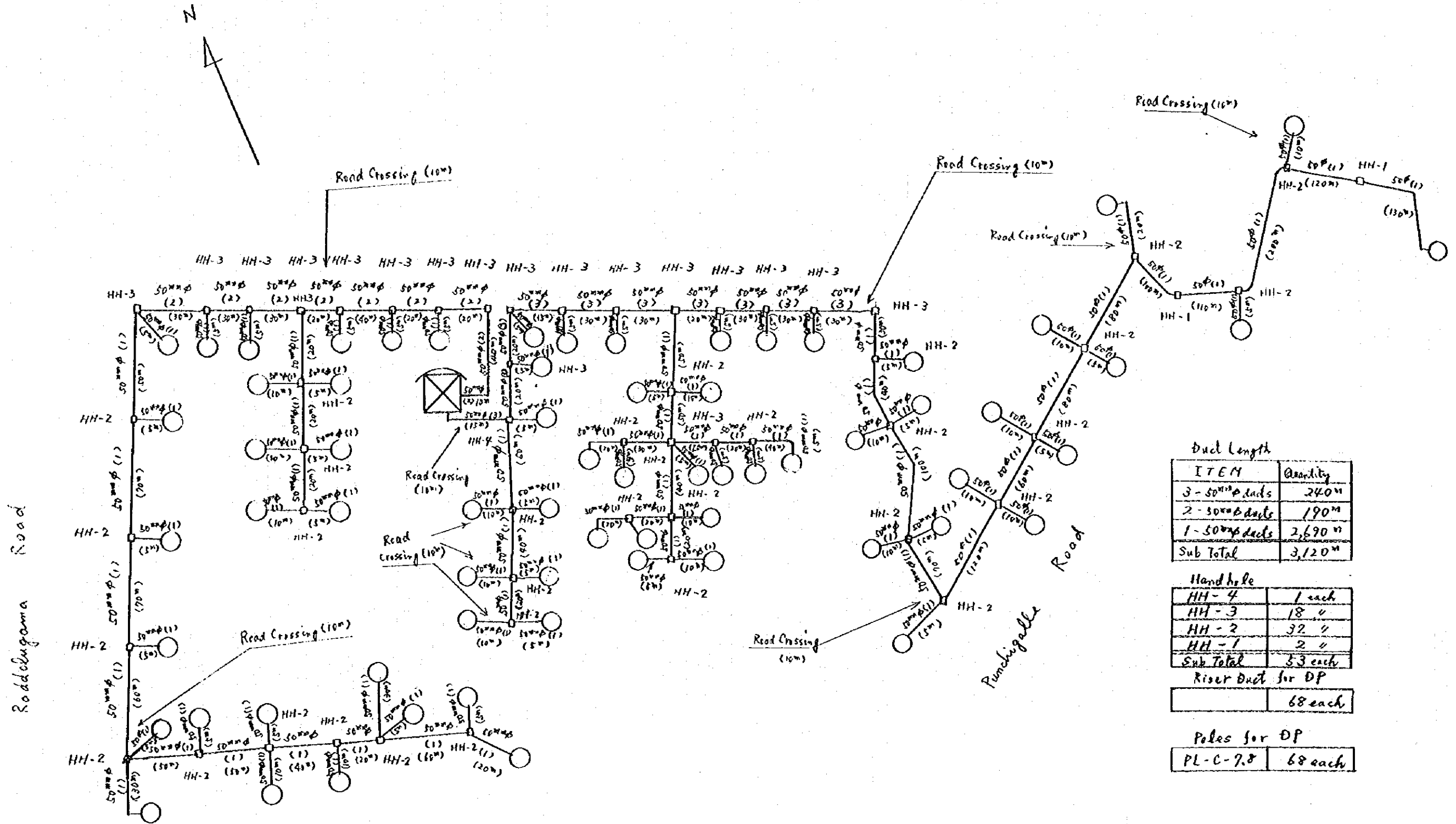
| | |
|------------------|----------------|
| SC-C3 | 0 each |
| SC-C2 | 35 each |
| SC-C1 | 18 each |
| Sub Total | 53 each |

Splicing

| | |
|------------------|-----------|
| CCS-300 | 6 |
| CCS-200 | 10 |
| CCS-150 | 10 |
| CCS-100 | 7 |
| CCS-50 | 6 |
| CCS-30 | 4 |
| CCS-20 | 9 |
| CCS-10 | 1 |
| Sub Total | 53 |

Distribution Point
68 each

Raddolugama Exchange Area Conduit Plan for Secondary Cable (Cabinet Area No. 102)



Duct Length

| ITEM | Quantity |
|------------------|---------------|
| 3 - 50mmφ ducts | 240m |
| 2 - 50mmφ ducts | 190m |
| 1 - 50mmφ ducts | 2,690m |
| Sub Total | 3,120m |

Hand hole

| | |
|------------------|----------------|
| HH-4 | 1 each |
| HH-3 | 18 " |
| HH-2 | 32 " |
| HH-1 | 2 " |
| Sub Total | 53 each |

Riser Duct for DP

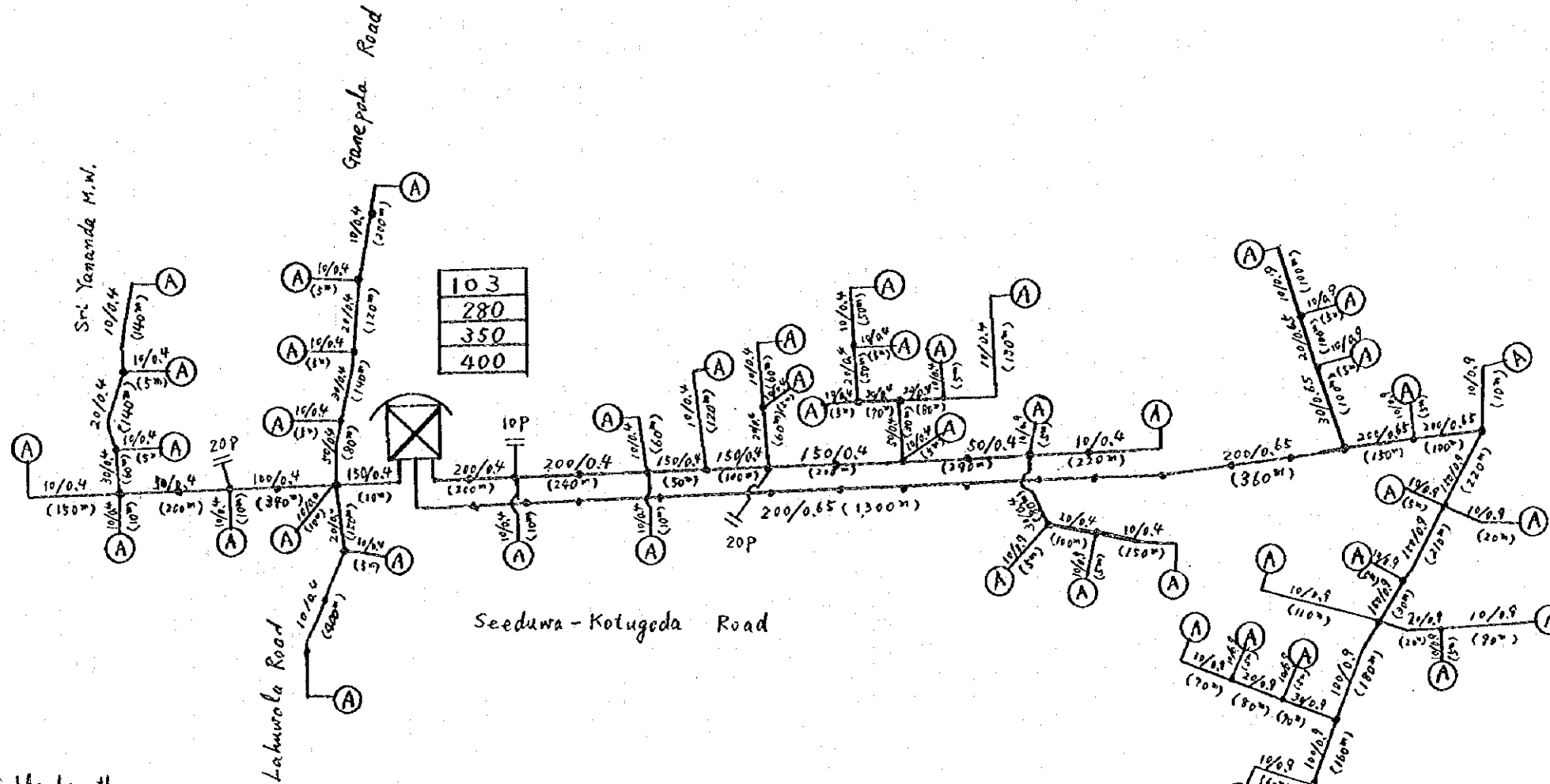
| | |
|--|---------|
| | 68 each |
|--|---------|

Poles for DP

| | |
|----------|---------|
| PL-C-7.8 | 68 each |
|----------|---------|

Raddolugama Exchange Area Secondary Cable Plan

(Cabinet Area No. 103)



Cable Length

| ITEM | Quantity (m) |
|-------------------------|--------------|
| 200/0.4 Secondary Cable | 440 |
| 150/0.4 | 360 |
| 100/0.4 | 340 |
| 50/0.4 | 600 |
| 30/0.4 | 350 |
| 20/0.4 | 700 |
| 10/0.4 | 1,295 |
| 200/0.65 | 1,910 |
| 30/0.65 | 100 |
| 20/0.65 | 100 |
| 150/0.9 | 460 |
| 100/0.9 | 240 |
| 50/0.9 | 180 |
| 30/0.9 | 70 |
| 20/0.9 | 200 |
| 10/0.9 | 1,215 |
| Sub Total | 9,060 |

Closure

| ITEM | Quantity |
|-----------|----------|
| SC-C1 | 13 |
| SC-C2 | 49 |
| SC-C3 | 3 |
| Sub Total | 65 |

Splicing

| ITEM | Quantity |
|-----------|----------|
| CCS-200 | 20 |
| CCS-150 | 8 |
| CCS-100 | 4 |
| CCS-50 | 8 |
| CCS-30 | 6 |
| CCS-20 | 11 |
| CCS-10 | 8 |
| Sub Total | 65 |

Distribution Point

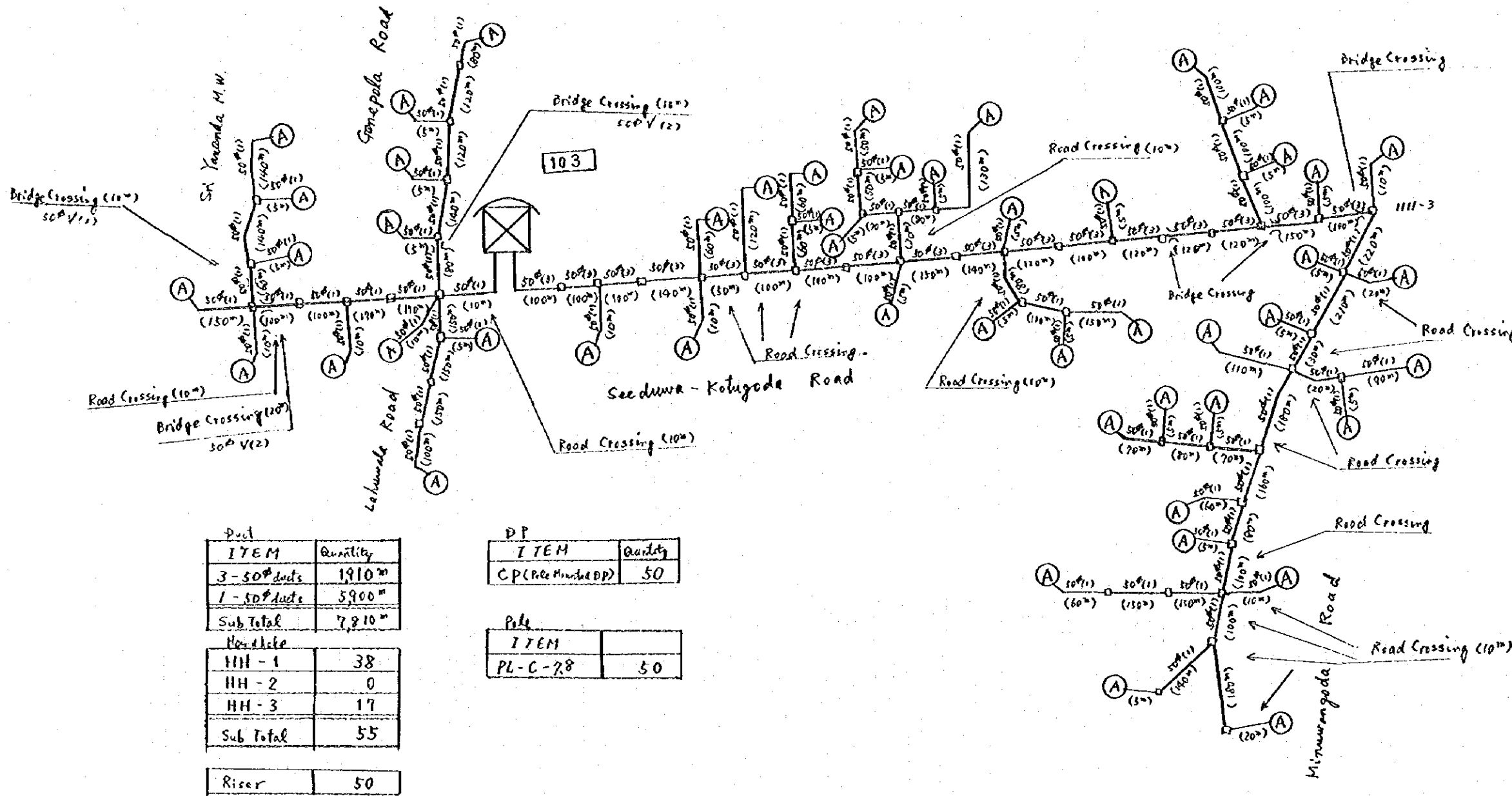
| ITEM | Quantity |
|----------------------|----------|
| CP (Pole Mounted DP) | 50 |

Pole

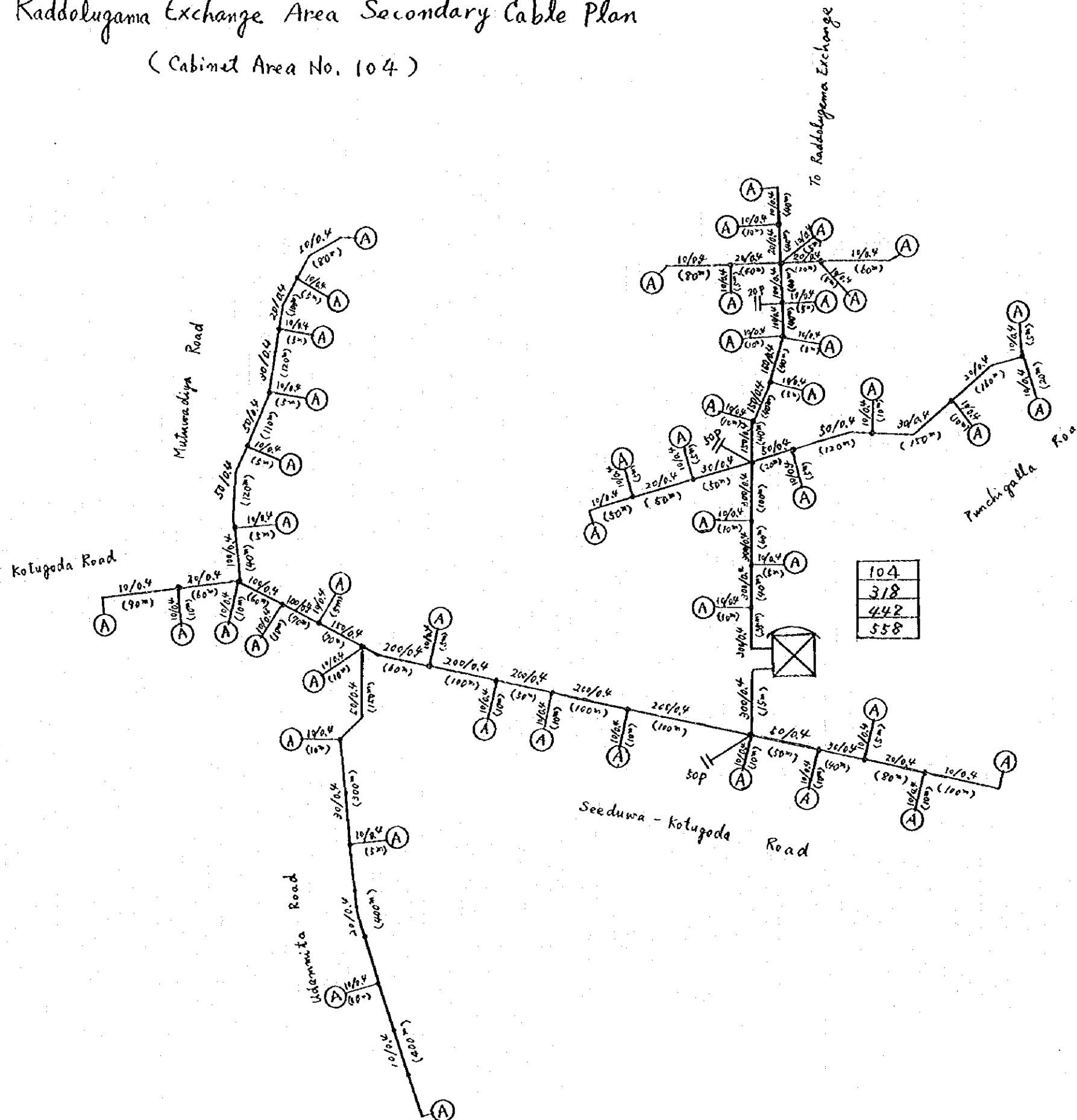
| ITEM | Quantity |
|----------|----------|
| PL-C-7.8 | 50 |

Raddolugama Exchange Area Conduit Plan for Secondary Cable

(Cabinet Area No. 103)



Raddolugama Exchange Area Secondary Cable Plan (Cabinet Area No. 104)



Quantity
Secondary Cable

| Item | Quantity |
|---------------|----------|
| 300/0.4 cable | 250m |
| 200/0.4 cable | 410m |
| 150/0.4 cable | 190m |
| 100/0.4 cable | 250m |
| 50/0.4 cable | 420m |
| 30/0.4 cable | 660m |
| 20/0.4 cable | 850m |
| 10/0.4 cable | 1,210m |
| Sub Total | 4,230m |

DP

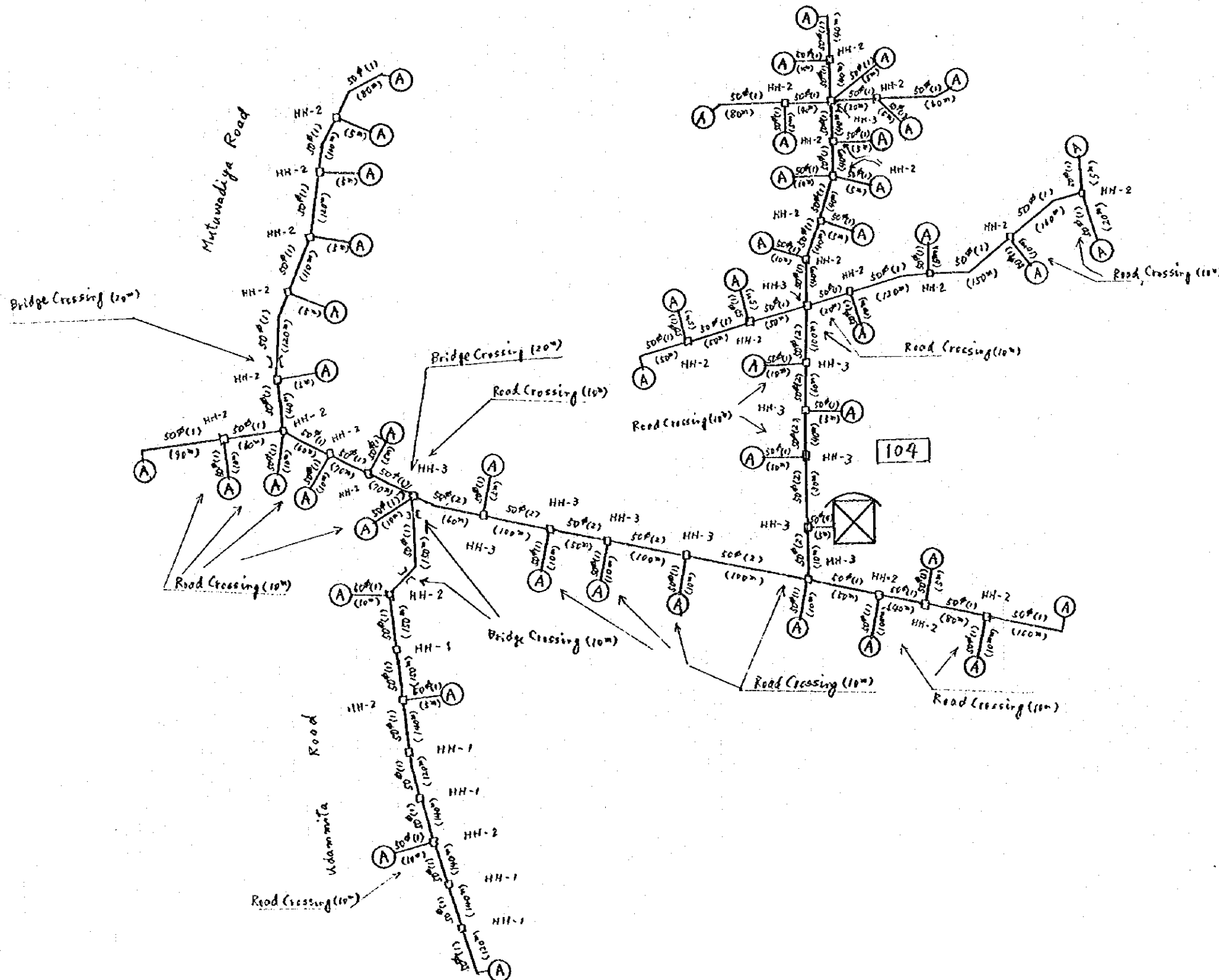
| | |
|-----|---------|
| C P | 48 each |
|-----|---------|

CP: Pole mounted DP

Pole

| | |
|----------|---------|
| PL-C-7.8 | 48 each |
|----------|---------|

Raddolugama Exchange Area Conduit Plan for Secondary Cable (Cabinet No. 104)



Quantity

| Duct | |
|-----------------------|---------------|
| Item | Quantity |
| 50mm ϕ , 4 ducts | 5m |
| 50mm ϕ , 2 ducts | 650m |
| 50mm ϕ , 1 ducts | 3,600m |
| Sub Total | 4,255m |

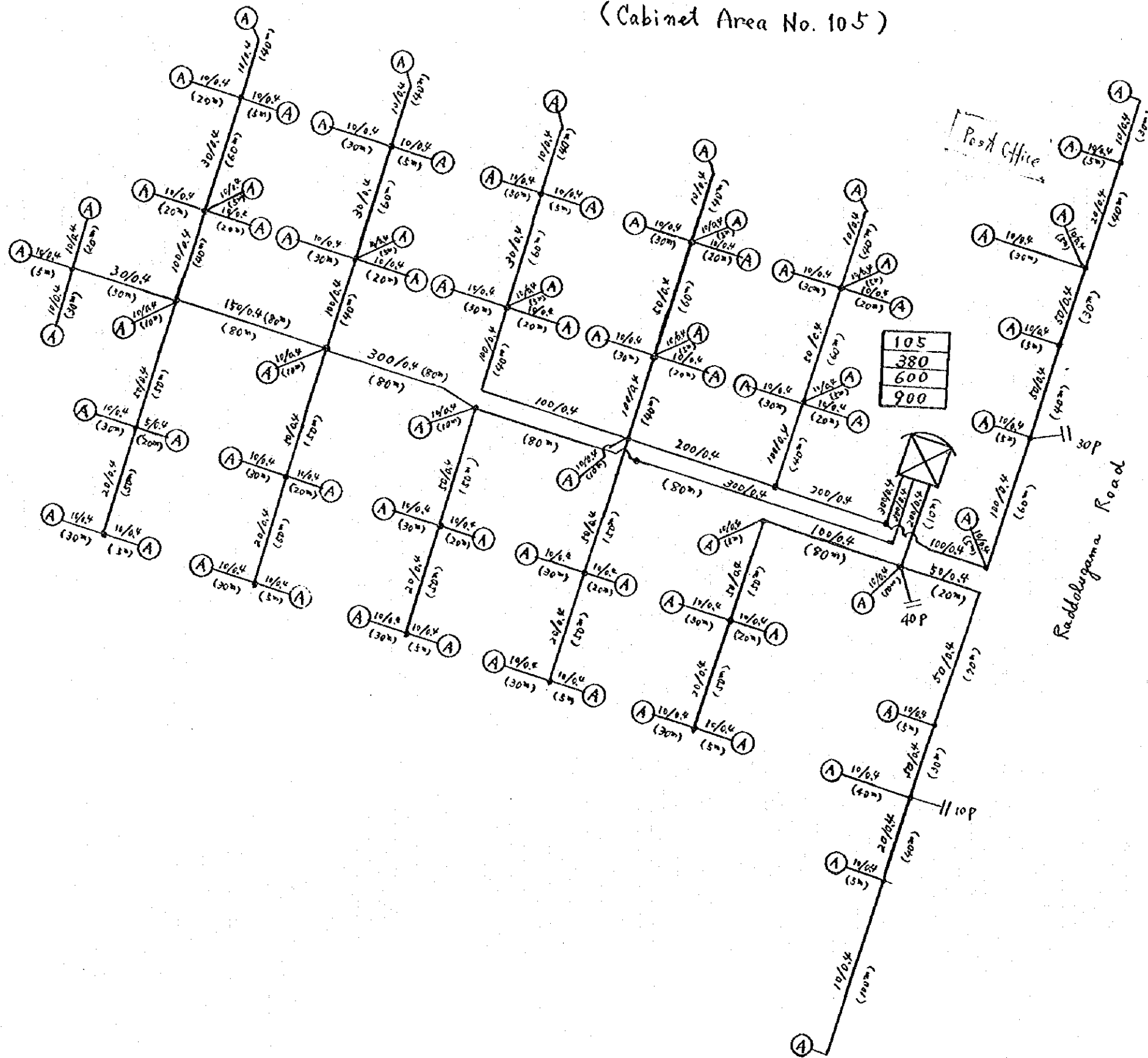
Hand Hole

| | |
|------------------|----------------|
| HH-3 | 12 each |
| HH-2 | 28 each |
| HH-1 | 5 each |
| Sub Total | 45 each |

Riser duct for DP mounted on Pole

| | |
|----|---------|
| CP | 48 each |
|----|---------|

Raddolugama Exchange Area Secondary Cable Plan (Cabinet Area No. 105)



Quantity

| Item | Quantity |
|------------------|---------------|
| 300/0.4 | 340m |
| 200/0.4 | 170m |
| 150/0.4 | 80m |
| 100/0.4 | 440m |
| 50/0.4 | 560m |
| 30/0.4 | 210m |
| 20/0.4 | 330m |
| 10/0.4 | 1,470m |
| Sub Total | 3,570m |

| DP | Quantity |
|----|----------|
| CP | 72 each |

Closure

| | |
|------------------|-----------|
| SC-C1 | 22 each |
| SC-C2 | 16 each |
| SC-C3 | 0 |
| Sub Total | 28 |

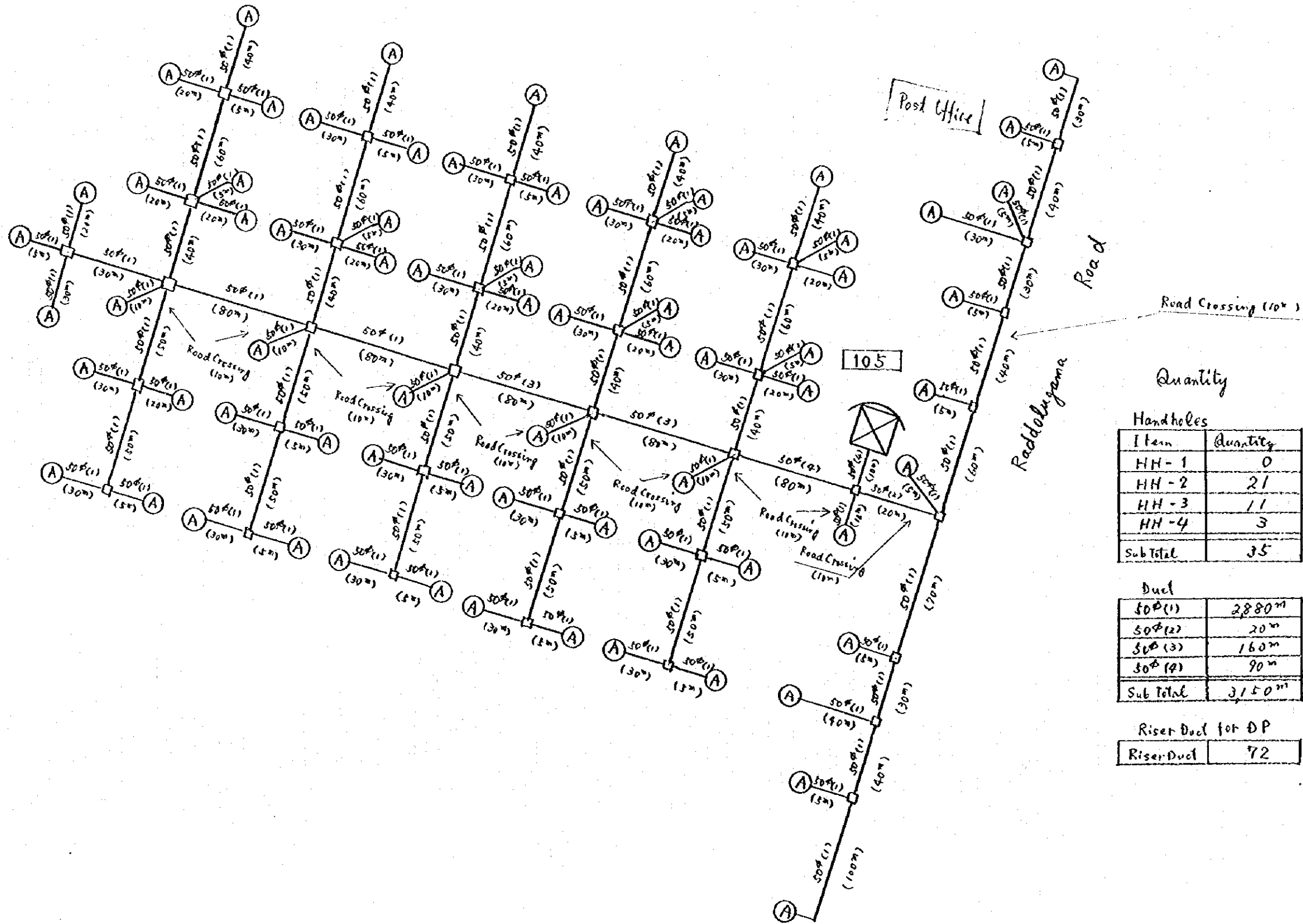
Splicing

| Item | Quantity |
|------------------|-----------|
| CCS-300 | 4 |
| CCS-200 | 2 |
| CCS-150 | 1 |
| CCS-100 | 8 |
| CCS-50 | 12 |
| CCS-30 | 4 |
| CCS-20 | 2 |
| CCS-10 | 0 |
| Sub Total | 38 |

Pile

| | |
|---------|----|
| PL-C-28 | 72 |
|---------|----|

Raddolugama Exchange Area Conduit Plan for Secondary Cable (Cabinet Area No. 105)




Quantity

| Handholes | |
|------------------|-----------|
| Item | Quantity |
| HH-1 | 0 |
| HH-2 | 21 |
| HH-3 | 11 |
| HH-4 | 3 |
| Sub Total | 35 |

| Duct | |
|------------------|--------------|
| 50φ(1) | 2880m |
| 50φ(2) | 20m |
| 50φ(3) | 160m |
| 50φ(4) | 90m |
| Sub Total | 3150m |

| Riser Duct for DP | |
|-------------------|----|
| Riser Duct | 72 |

Raddolugama Exchange Area Secondary Cable Plan (Cabinet Area No. 106)



| |
|-----|
| 106 |
| 380 |
| 600 |
| 950 |

Quantity
Cable Length

| Item | Quantity |
|---------------|----------|
| 400/0.4 Cable | 110m |
| 300/0.4 | 610m |
| 200/0.4 | 230m |
| 150/0.4 | 380m |
| 100/0.4 | 640m |
| 50/0.4 | 220m |
| 30/0.4 | 790m |
| 20/0.4 | 900m |
| 10/0.4 | 2655m |
| Sub Total | 6585m |

Closure

| | |
|-----------|---------|
| SC-C3 | 1 each |
| SC-C2 | 24 " |
| SC-C1 | 41 " |
| Sub Total | 66 each |

Splicing

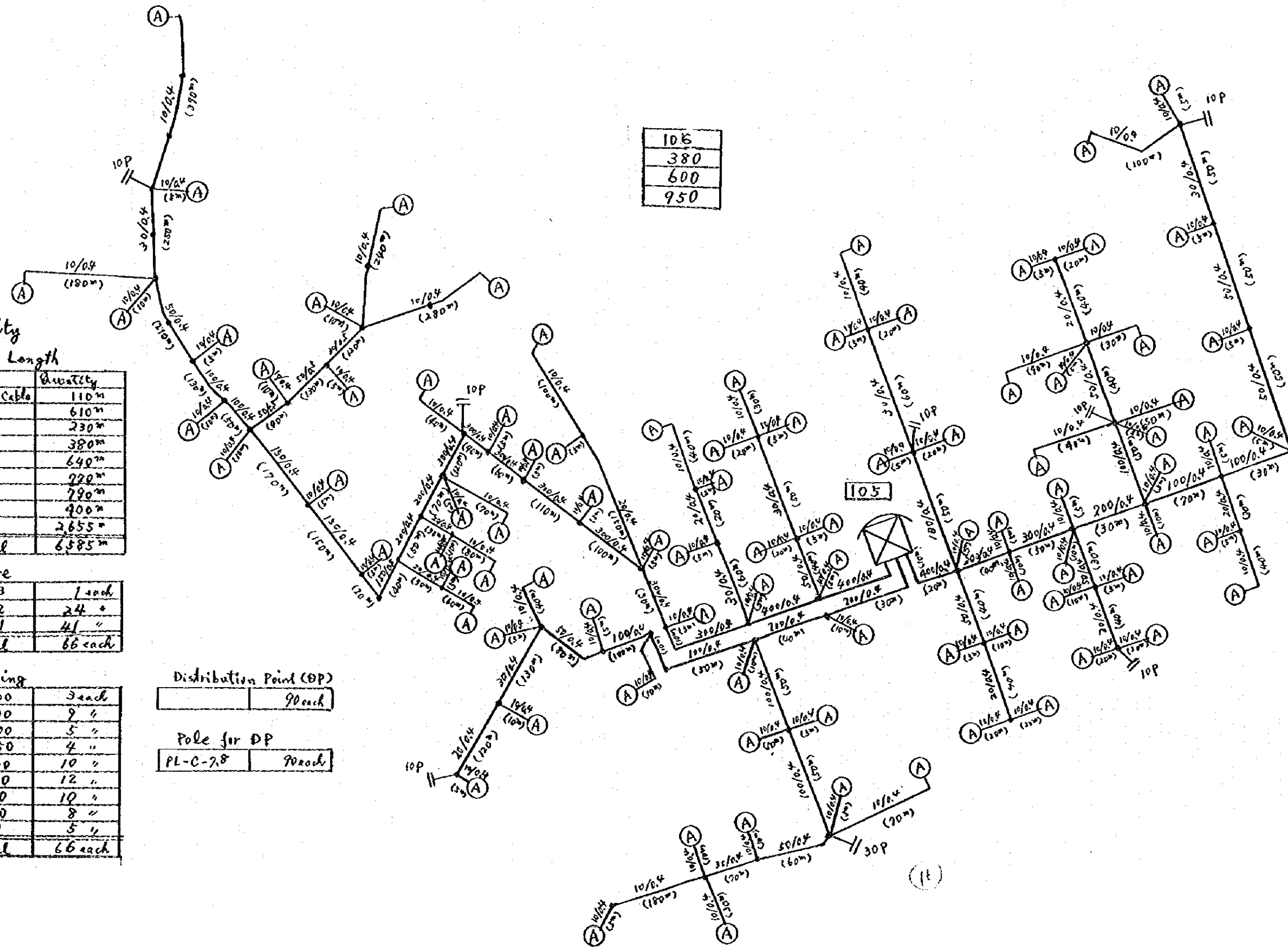
| | |
|-----------|---------|
| CCS-400 | 3 each |
| CCS-300 | 9 " |
| CCS-200 | 5 " |
| CCS-150 | 4 " |
| CCS-100 | 10 " |
| CCS-50 | 12 " |
| CCS-30 | 10 " |
| CCS-20 | 8 " |
| CCS-10 | 5 " |
| Sub Total | 66 each |

Distribution Point (DP)

| | |
|--|---------|
| | 90 each |
|--|---------|

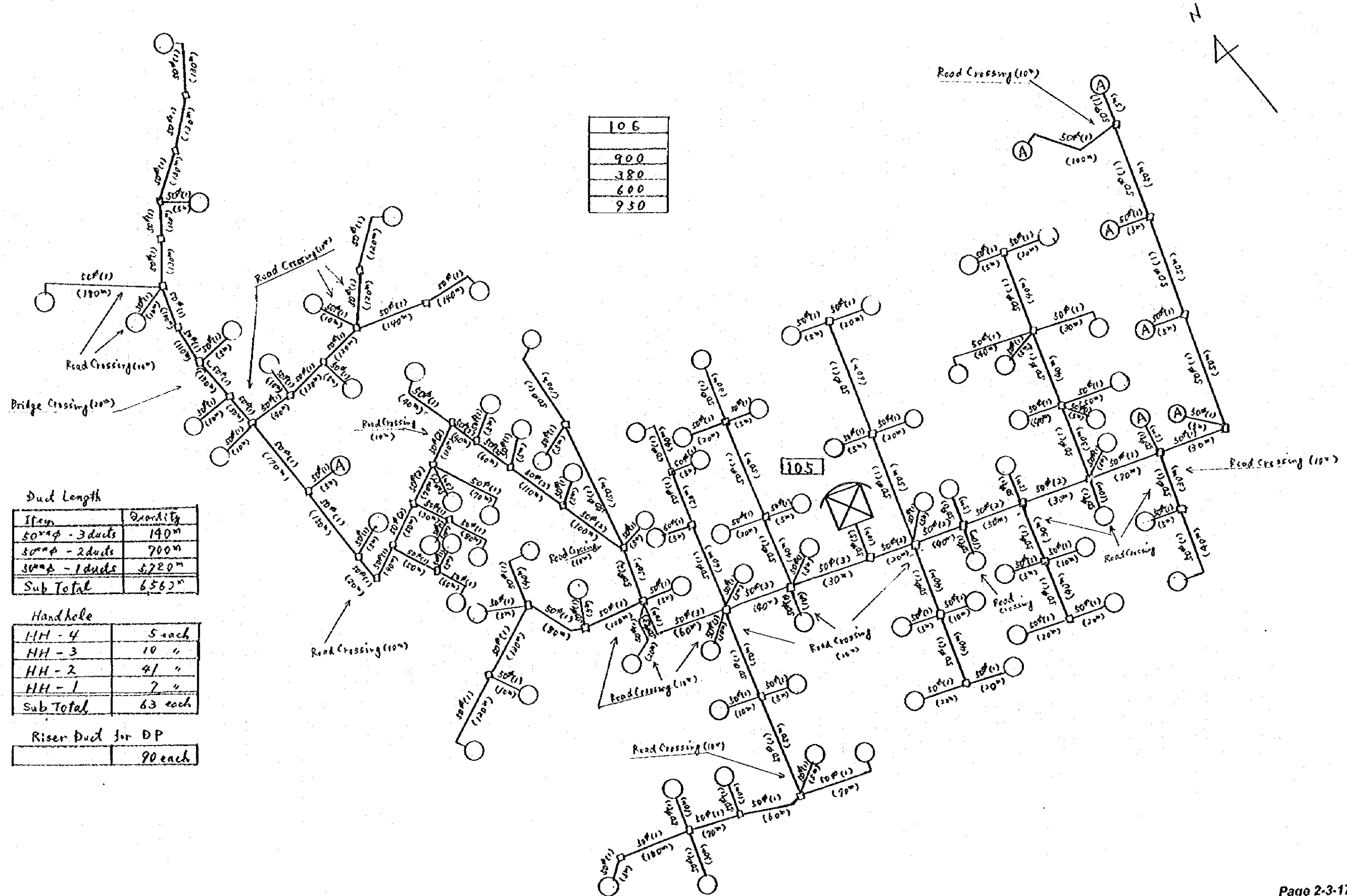
Pole for DP

| | |
|----------|---------|
| PL-C-7.8 | 70 each |
|----------|---------|



Raddolugama Exchange Area Conduit Plan for Secondary Cable

(Cabinet Area No. 106)



| |
|-----|
| 106 |
| 900 |
| 380 |
| 600 |
| 950 |

Duct Length

| Item | Quantity |
|------------------|--------------|
| 50mmφ - 3 ducts | 140m |
| 50mmφ - 2 ducts | 700m |
| 50mmφ - 1 ducts | 5220m |
| Sub Total | 6560m |

Hand hole

| | |
|------------------|----------------|
| HH - 4 | 5 each |
| HH - 3 | 10 " |
| HH - 2 | 41 " |
| HH - 1 | 7 " |
| Sub Total | 63 each |

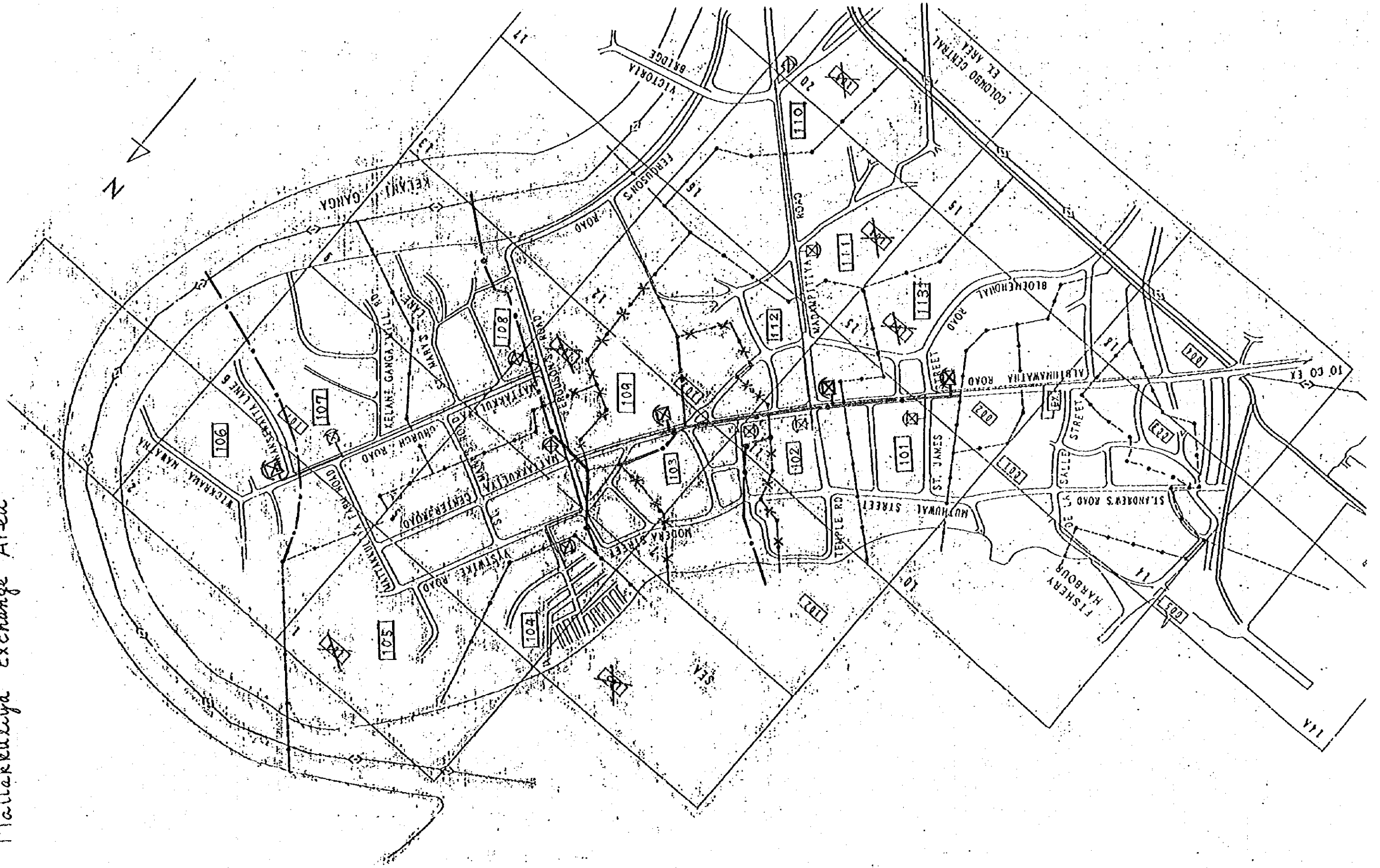
Riser Duct for DP

| | |
|--|---------|
| | 90 each |
|--|---------|

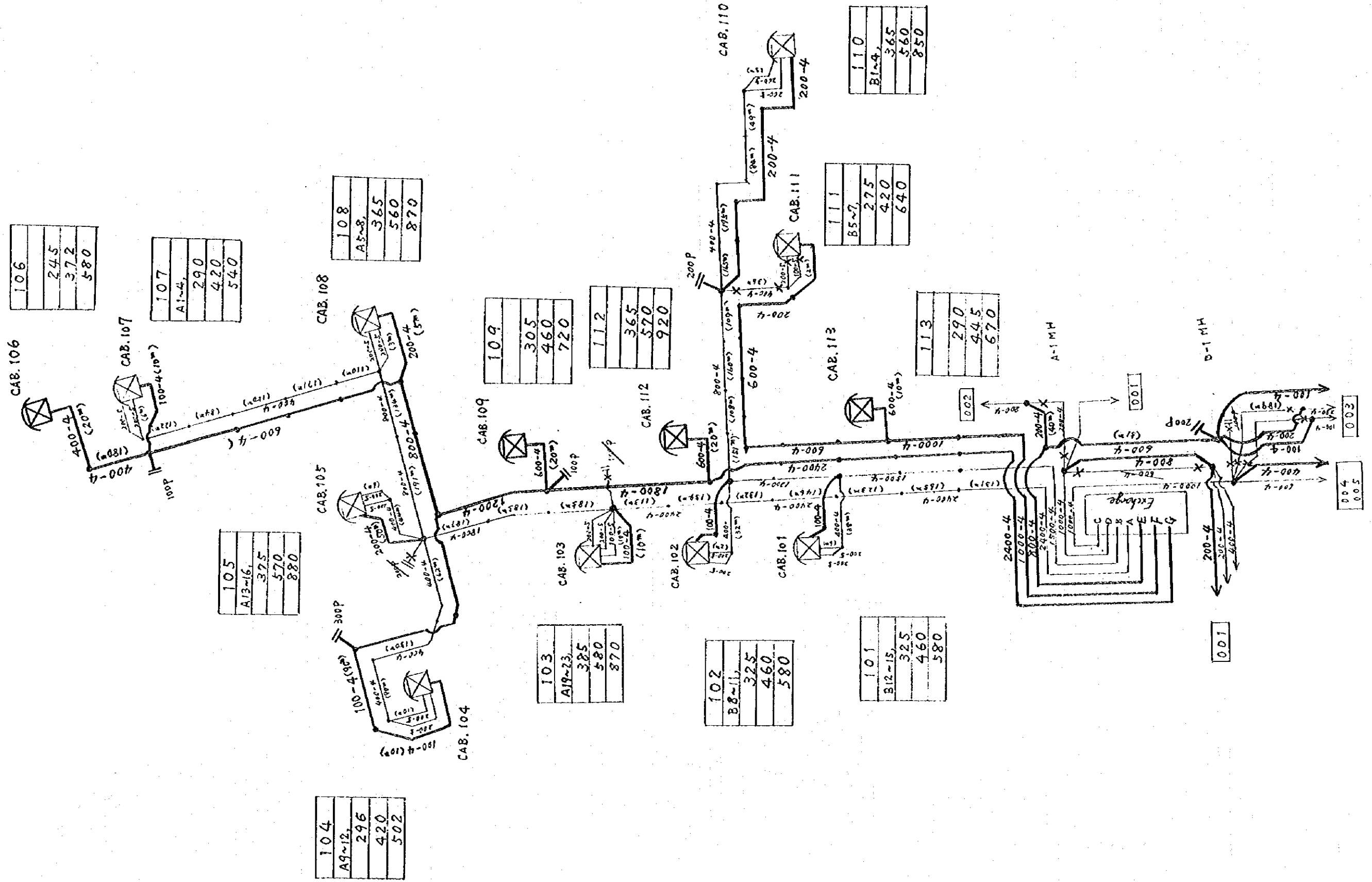
EXAMPLE DRAWINGS
FOR
MATTAKULIYA EXCHANGE AREA

- Key Map
- Primary Cable Plan
(No new conduits are required.)
- Secondary Cable Plan
- Conduit Plan for Secondary Cable

Mattakuliya Exchange Area

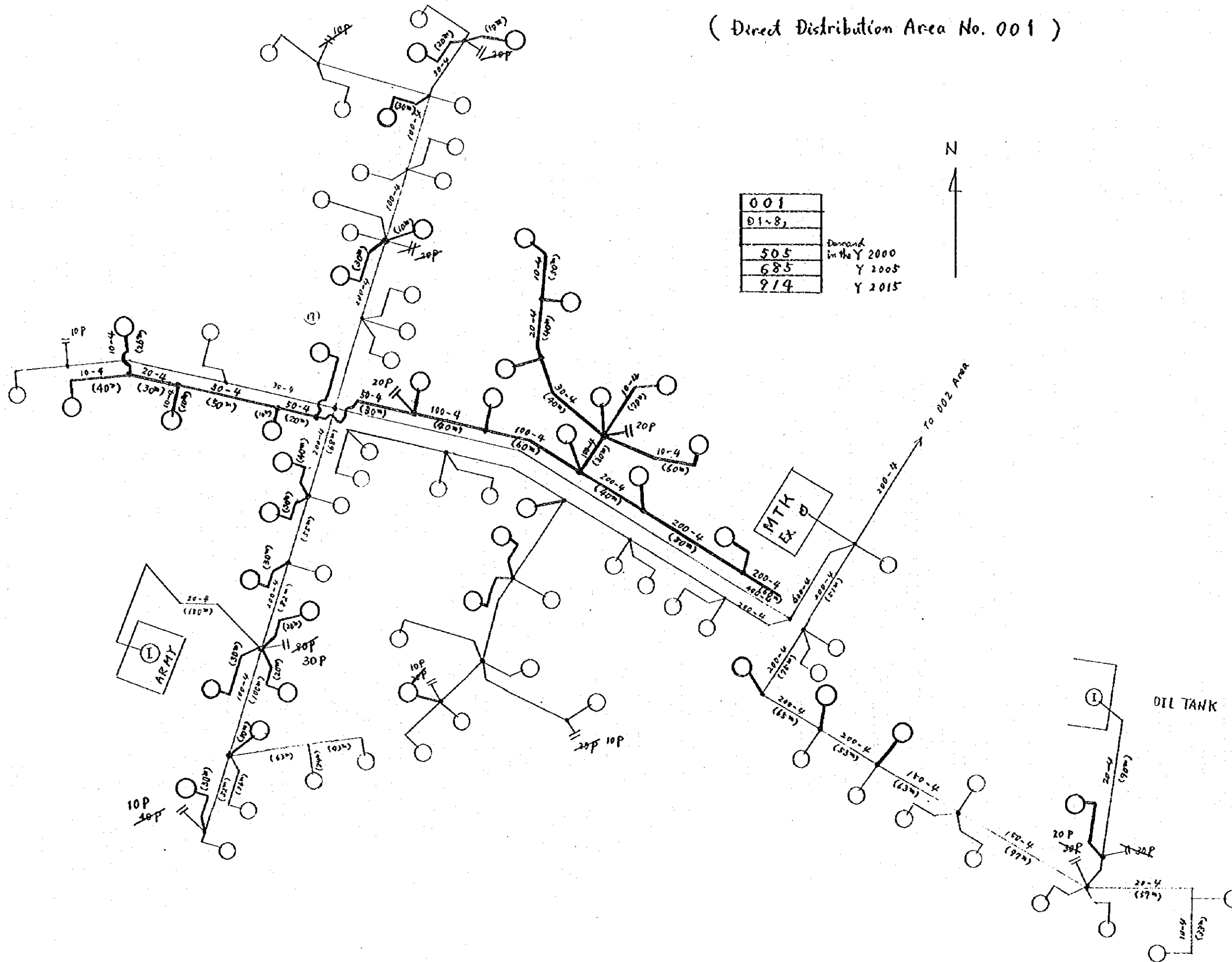


Mattakkuliya Exchange Area Primary Cable Plan



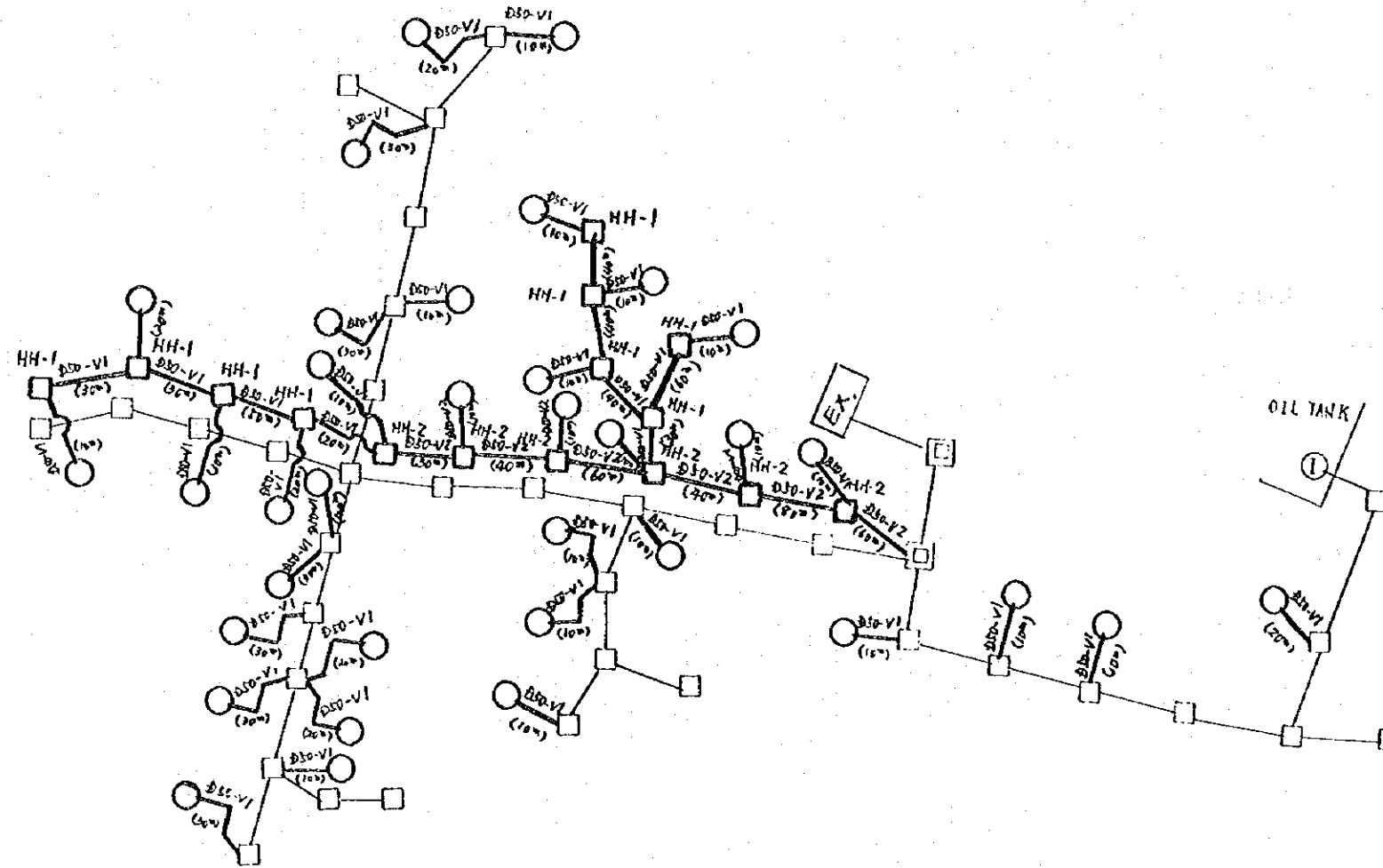
Mattakkuliya Exchange Area Secondary Cable Plan

(Direct Distribution Area No. 001)



| | |
|-------|----------------------|
| 001 | |
| D1-8, | |
| 505 | Demand in the Y 2000 |
| 685 | Y 2005 |
| 914 | Y 2015 |

Mattakkuliya Exchange Area Conduit Plan for Secondary Cable (Direct Distribution Area No. 001)



Quantity

| ITEM | Quantity |
|-----------|----------|
| HH-1 | 9 |
| HH-2 | 6 |
| Sub Total | 15 |

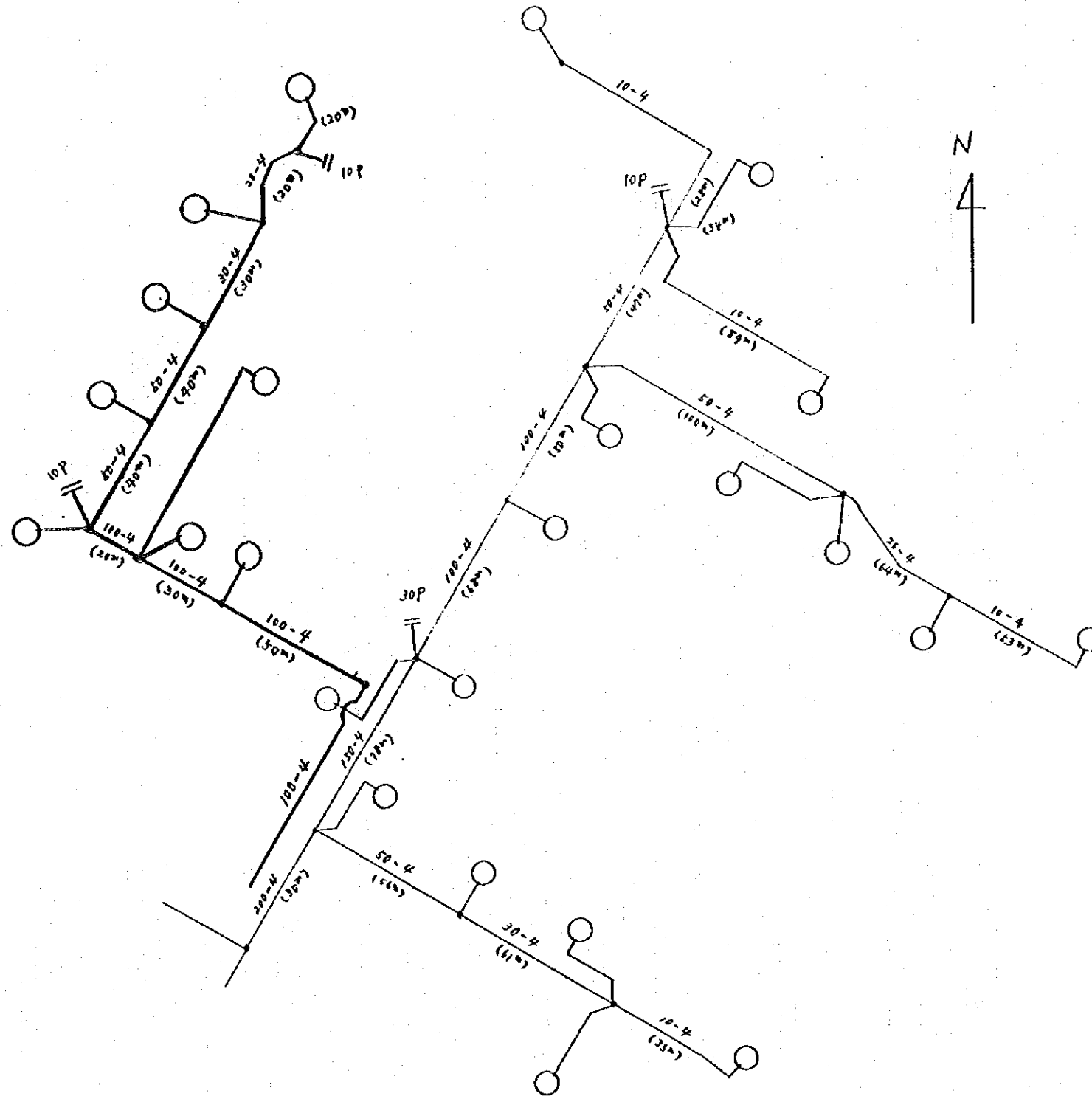
| | |
|-----------|-------|
| UG-B50V1 | 830m |
| UG-B50V2 | 310m |
| Sub Total | 1140m |

| | |
|---------|----|
| PL-C-78 | 35 |
|---------|----|

| | |
|-------|----|
| UC-RP | 35 |
|-------|----|

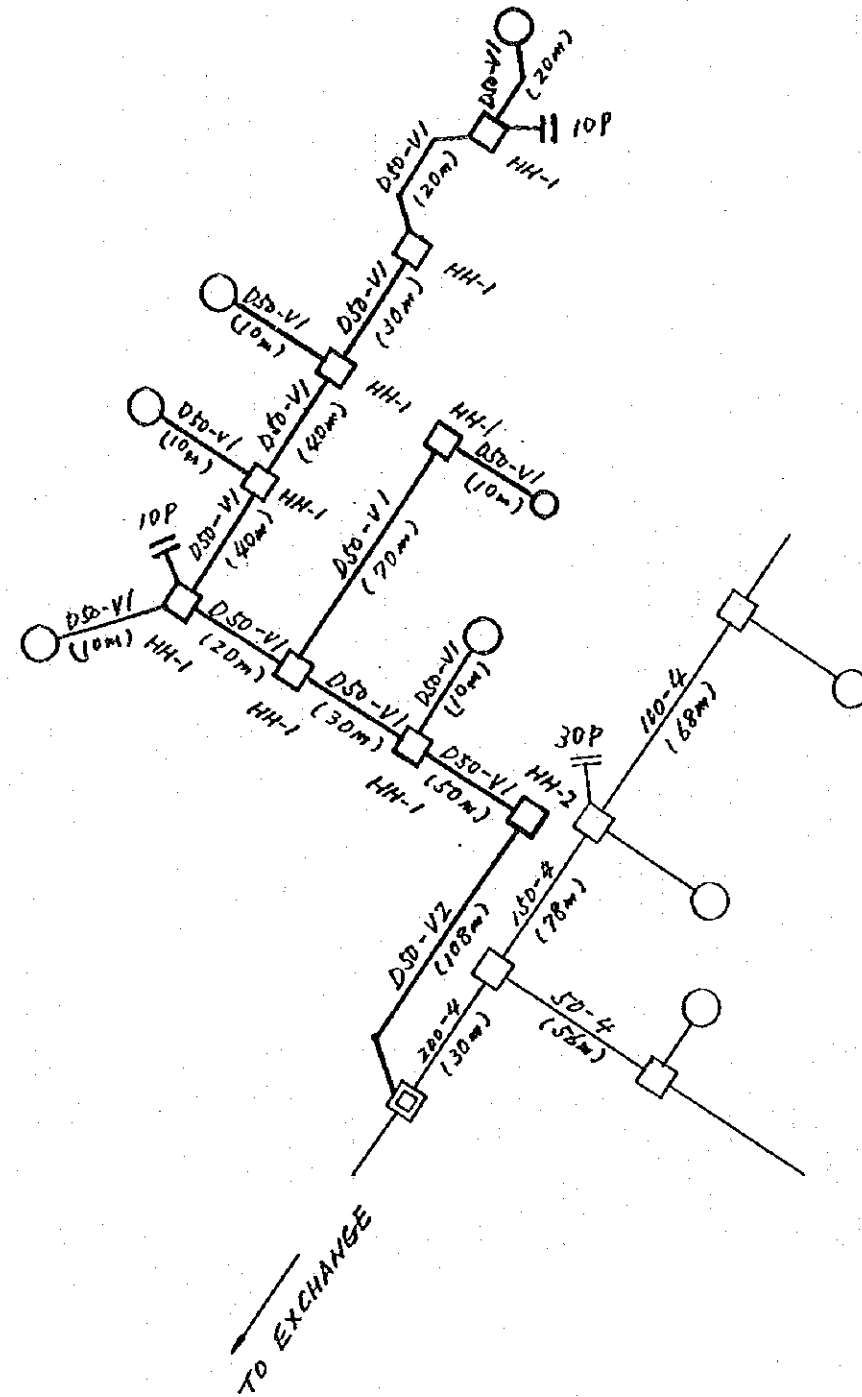
Mattakuliya Exchange Area Secondary Cable Plan

(Direct Distribution Area No. 002)



| |
|-------|
| 002 |
| Ø9~10 |
| 142 |
| 161 |
| 185 |

Mattakkuliya Exchange Area Conduit Plan for Secondary Cable
 (Direct Distribution Area No. 002)



| Item | Quantity |
|-----------|----------|
| HH-1 | 7 |
| HH-2 | 1 |
| Sub Total | 8 |

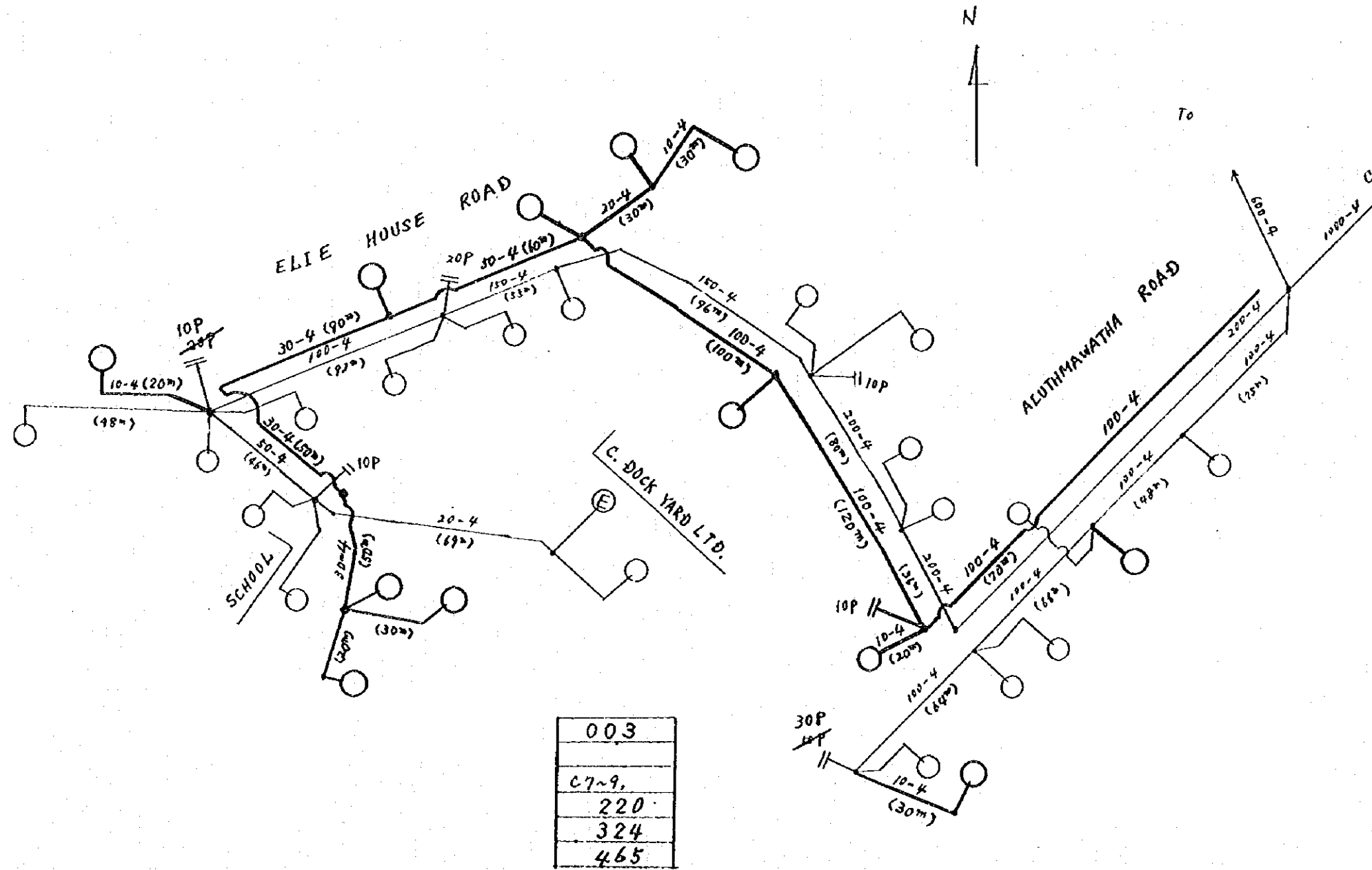
| | |
|-----------|-----|
| UG-D50-V1 | 370 |
| UG-D50-V2 | 108 |
| Sub Total | 478 |

| | |
|----------|---|
| PL-C-7.8 | 6 |
|----------|---|

| | |
|-------|---|
| UC-RP | 6 |
|-------|---|

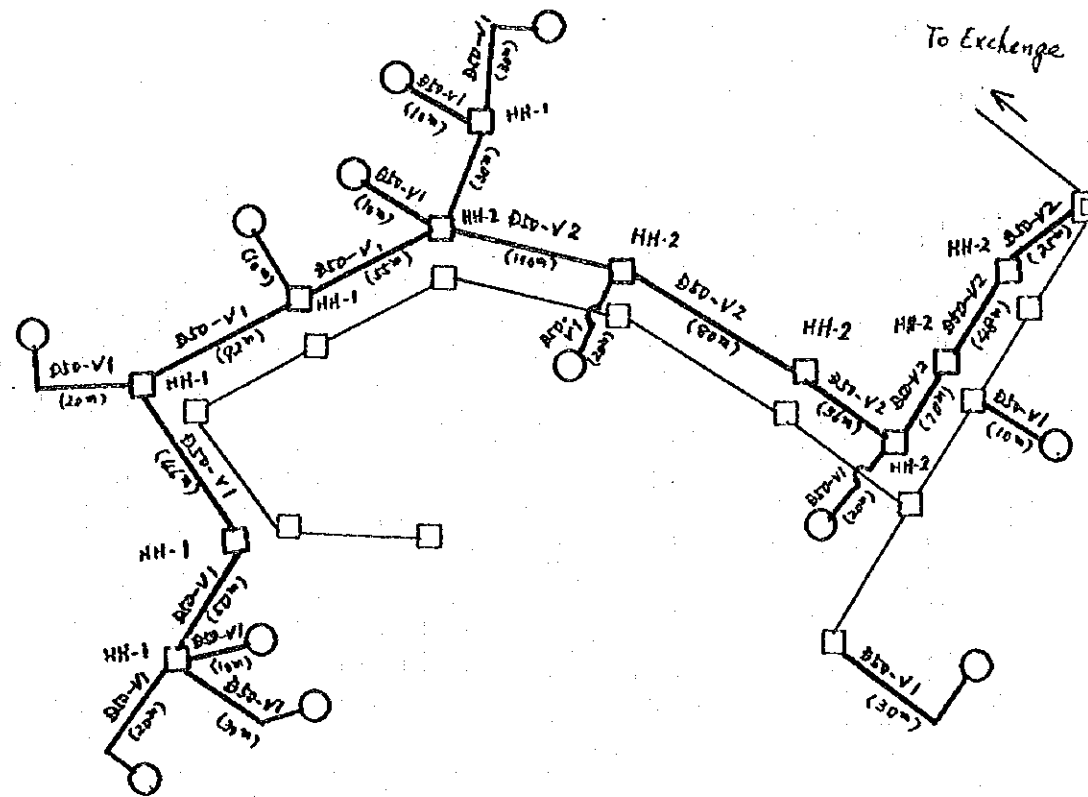
Mattakkuliya Exchange Area Secondary Cable Plan

(Direct Distribution Area No. 003)



C7-9

Mattakkuliya Exchange Area Conduit Plan for Secondary Cable (Direct Distribution Area No.003)



Quantity

| ITEM | QUANTITY |
|-----------|----------|
| HH-1 | 5 |
| HH-2 | 6 |
| Sub Total | 11 |

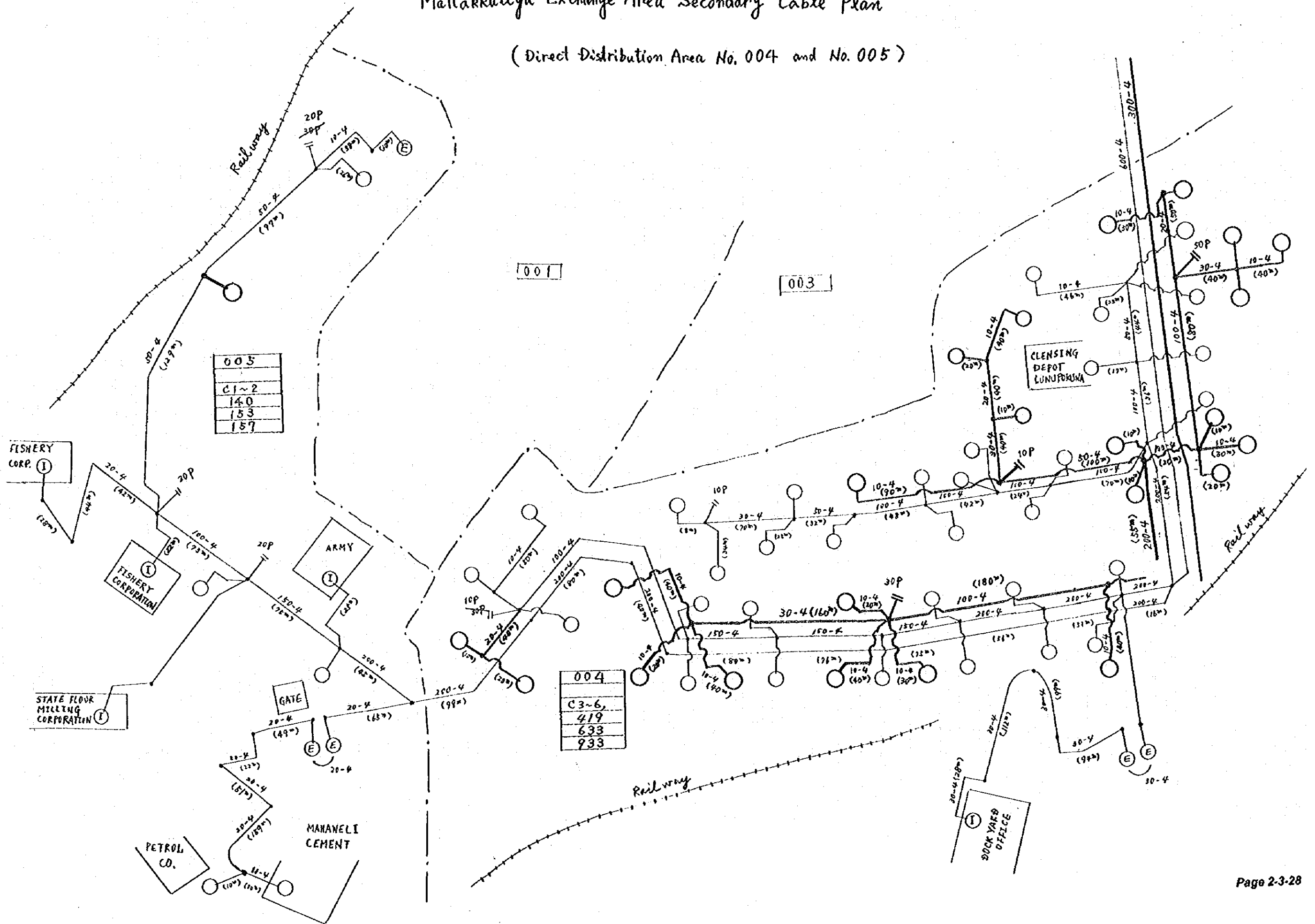
| | |
|-----------|------------------|
| UG-DSD-V1 | 409 ^m |
| UG-DSD-V2 | 493 ^m |
| Sub Total | 902 ^m |

| | |
|---------|----|
| PL-C-28 | 12 |
|---------|----|

| | |
|-------|----|
| UC-RP | 12 |
|-------|----|

Mattakkuliya Exchange Area Secondary Cable Plan

(Direct Distribution Area No. 004 and No. 005)

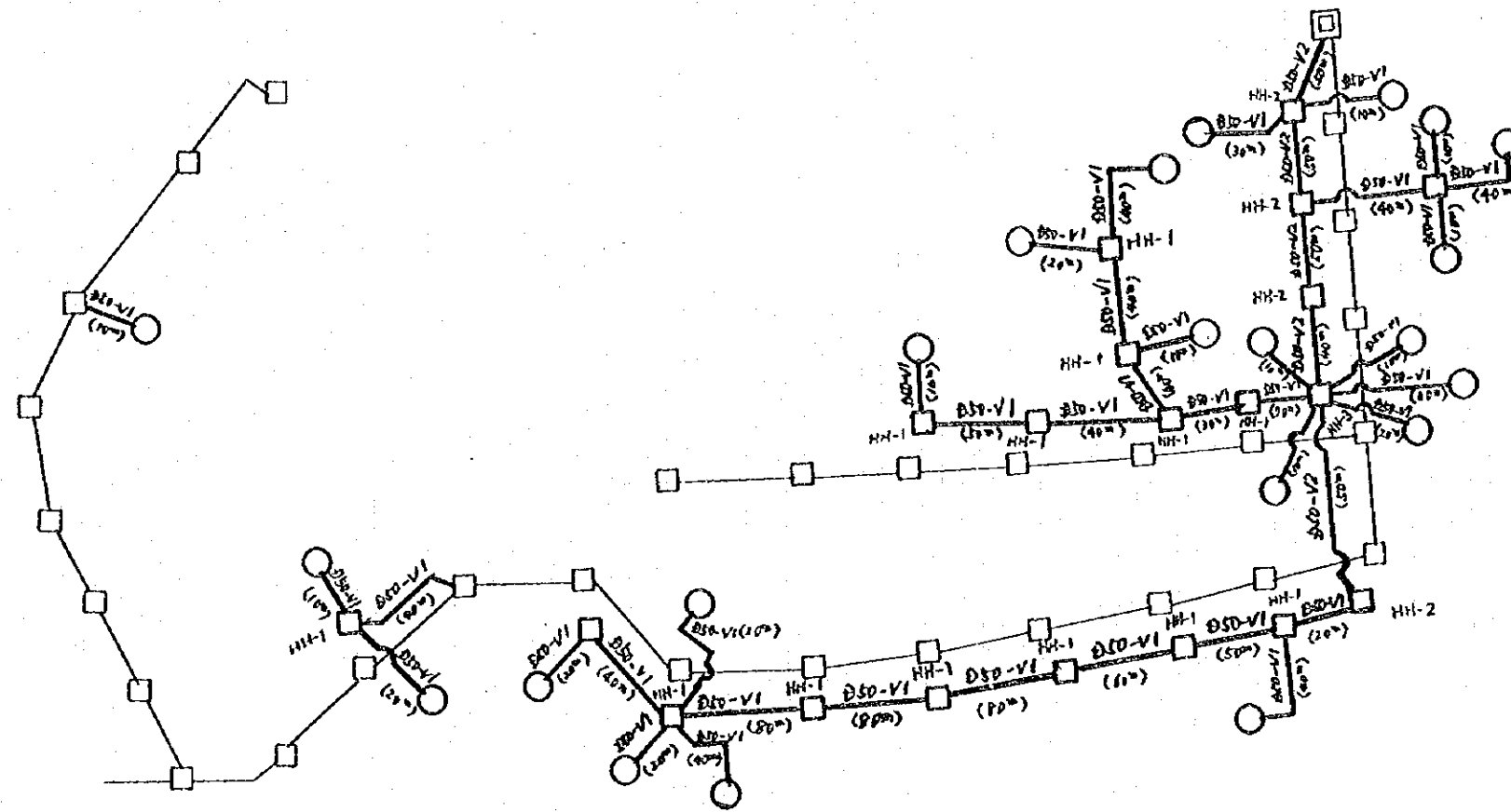


| |
|------|
| 003 |
| C1~2 |
| 140 |
| 153 |
| 157 |

| |
|-------|
| 004 |
| C3~6, |
| 419 |
| 633 |
| 933 |

Mattakkuliya Exchange Area Conduit Plan for Secondary Cable

(Direct Distribution Area No. 004, No. 005)



Quantity

| Item | Quantity |
|-----------|----------|
| HH-1 | 15 |
| HH-2 | 4 |
| HH-3 | 1 |
| Sub Total | 20 |

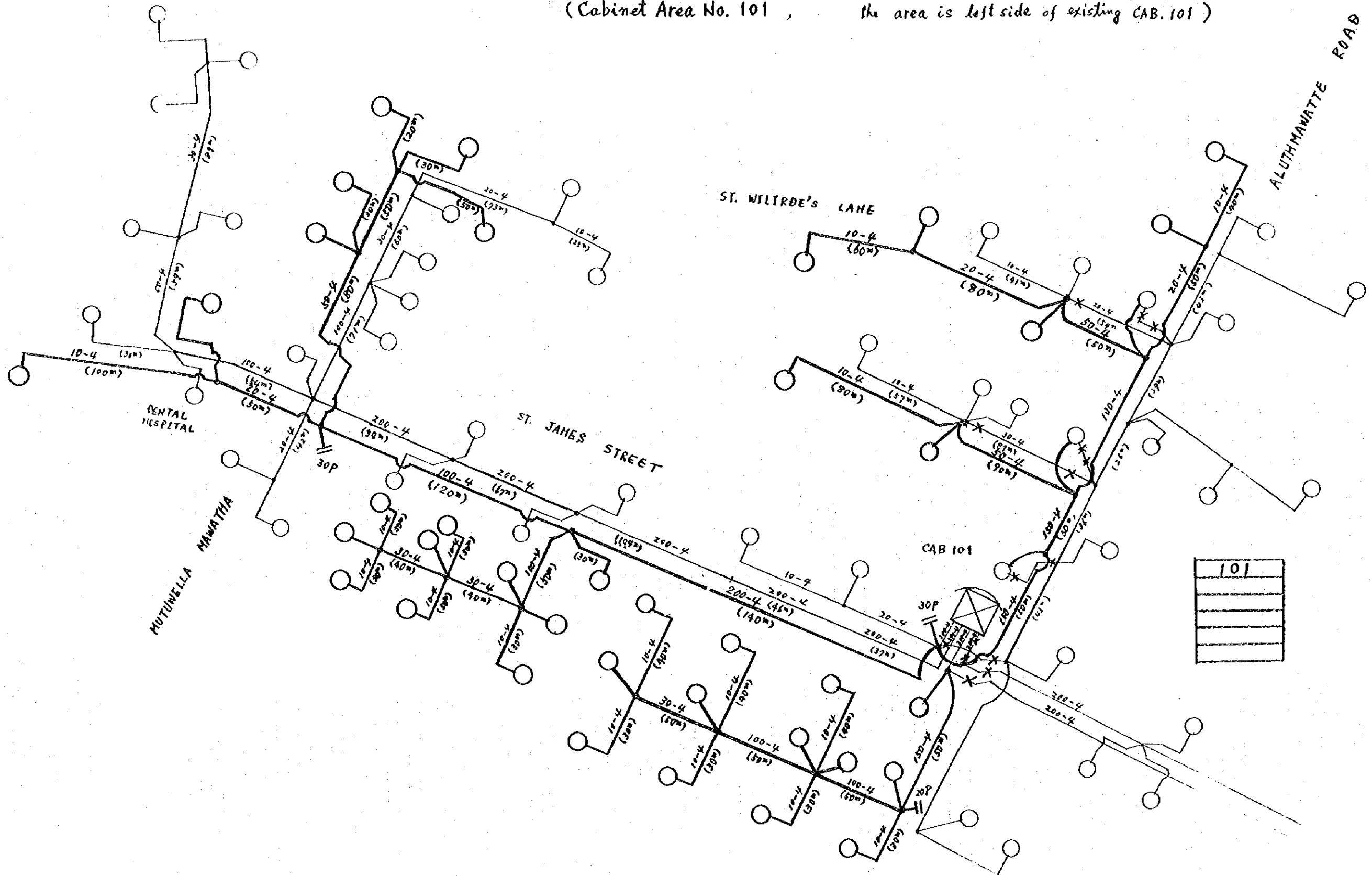
| | |
|-----------|--------|
| UG-DSD-V1 | 1,200m |
| UG-DSD-V2 | 240m |
| Sub Total | 1,440m |

| | |
|----------|----|
| PL-C-7.8 | 22 |
|----------|----|

| | |
|-------|----|
| UG-RP | 22 |
|-------|----|

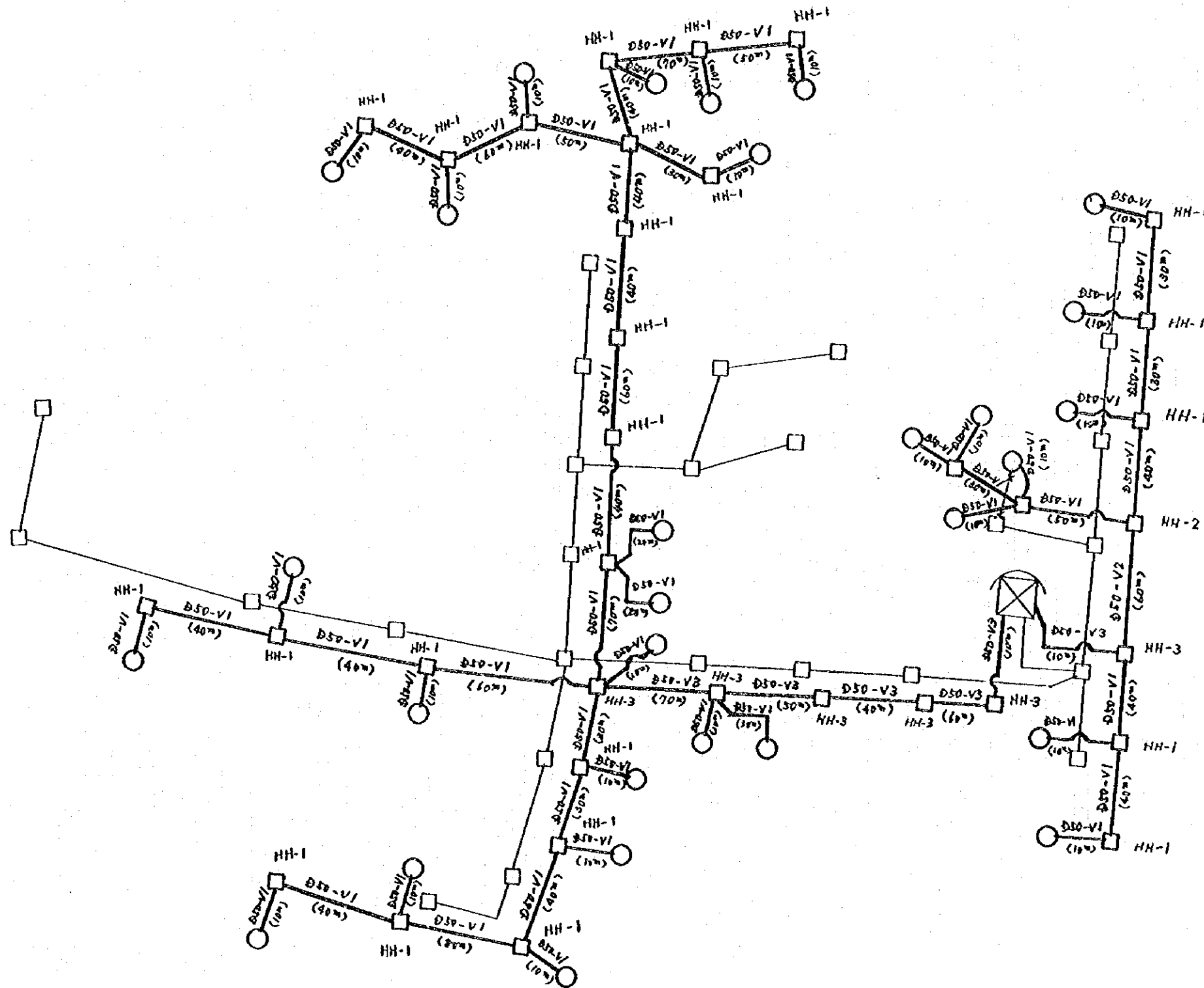
Mattakkuliya Exchange Area Secondary Cable Plan

(Cabinet Area No. 101 , the area is left side of existing CAB. 101)



Mattakkuliya Exchange Area Conduit Plan for Secondary Cable

(Cabinet Area No. 102)



Quantity

| Item | Quantity |
|------------------|-----------|
| HH-1 | 25 |
| HH-2 | 1 |
| HH-3 | 6 |
| Sub Total | 32 |

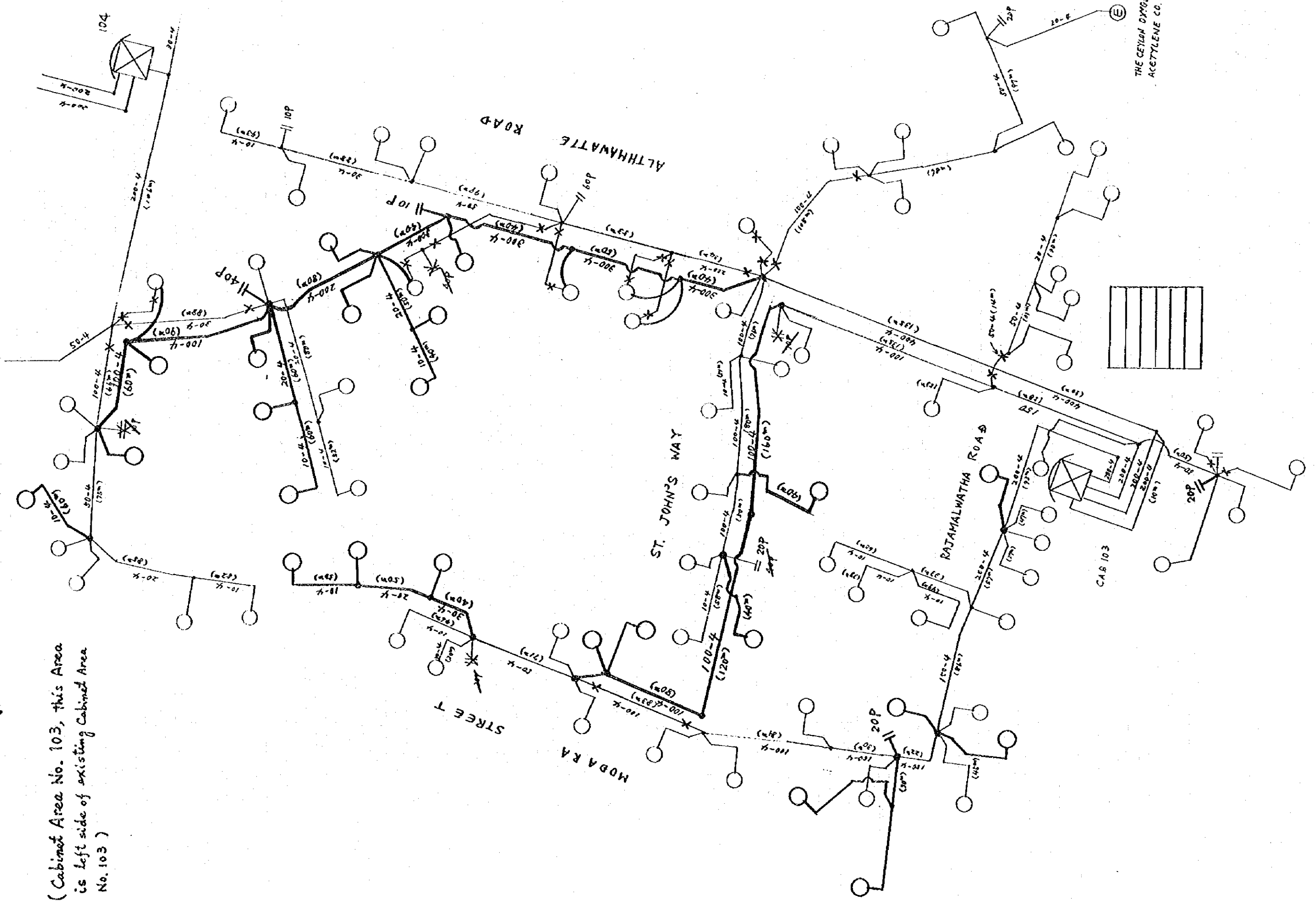
| | |
|------------------|-------------------------|
| UG-D50-V1 | 1460 ^m |
| UG-D50-V2 | 60 ^m |
| UG-D50-V3 | 240 ^m |
| Sub Total | 1760^m |

| | |
|----------|----|
| PL-C-7,8 | 29 |
|----------|----|

| | |
|-------|----|
| UC-RP | 29 |
|-------|----|

Mattakkuliya Exchange Area Secondary Cable Plan

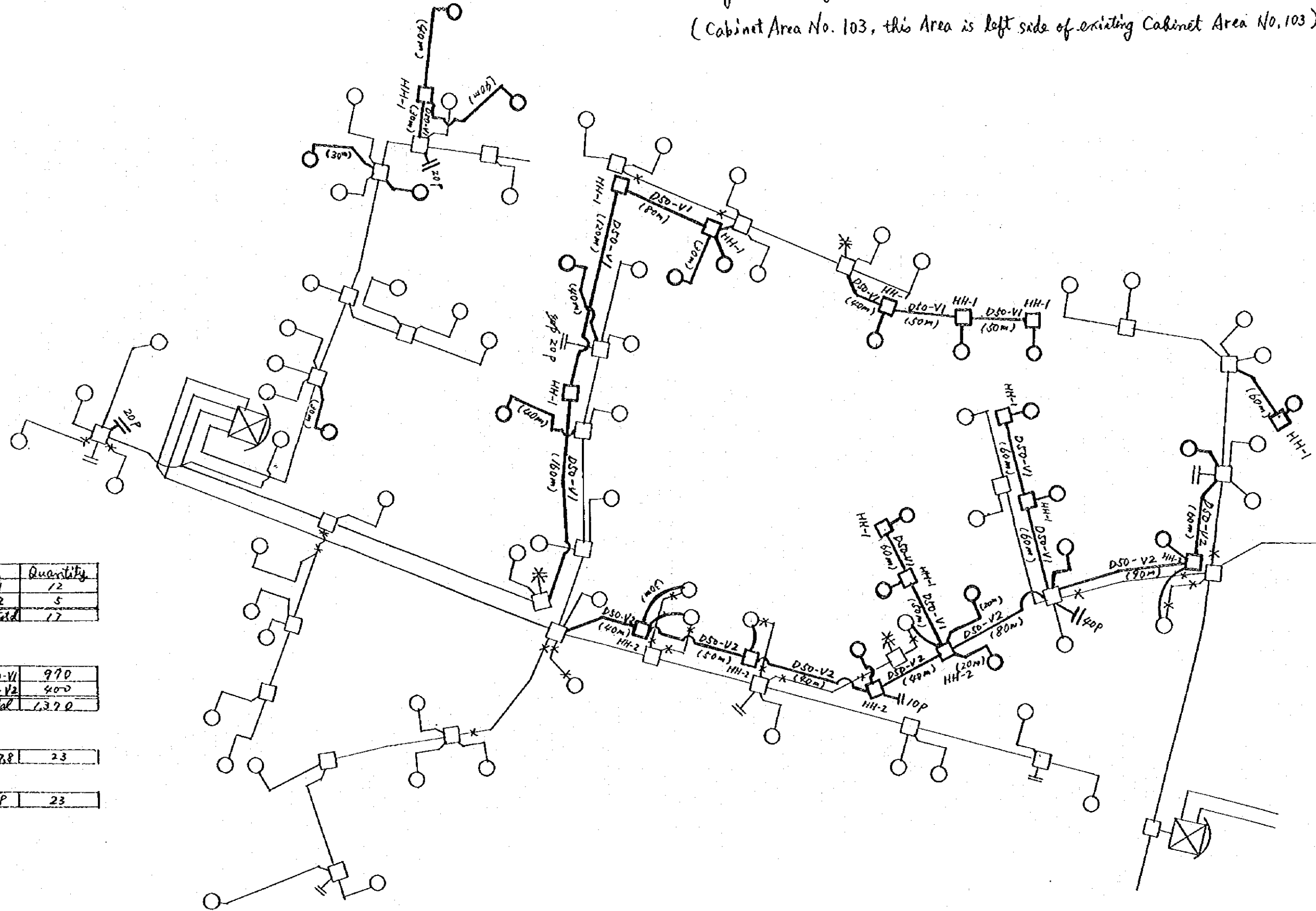
(Cabinet Area No. 103, this Area is left side of existing Cabinet Area No. 103)



THE CEYLON OXYGEN
ACETYLENE CO. LTD

Mattakkuliya Exchange Area Secondary Cable Plan

(Cabinet Area No. 103, this Area is left side of existing Cabinet Area No. 103)



| Item | Quantity |
|-----------|----------|
| HH-1 | 12 |
| HH-2 | 5 |
| Sub Total | 17 |

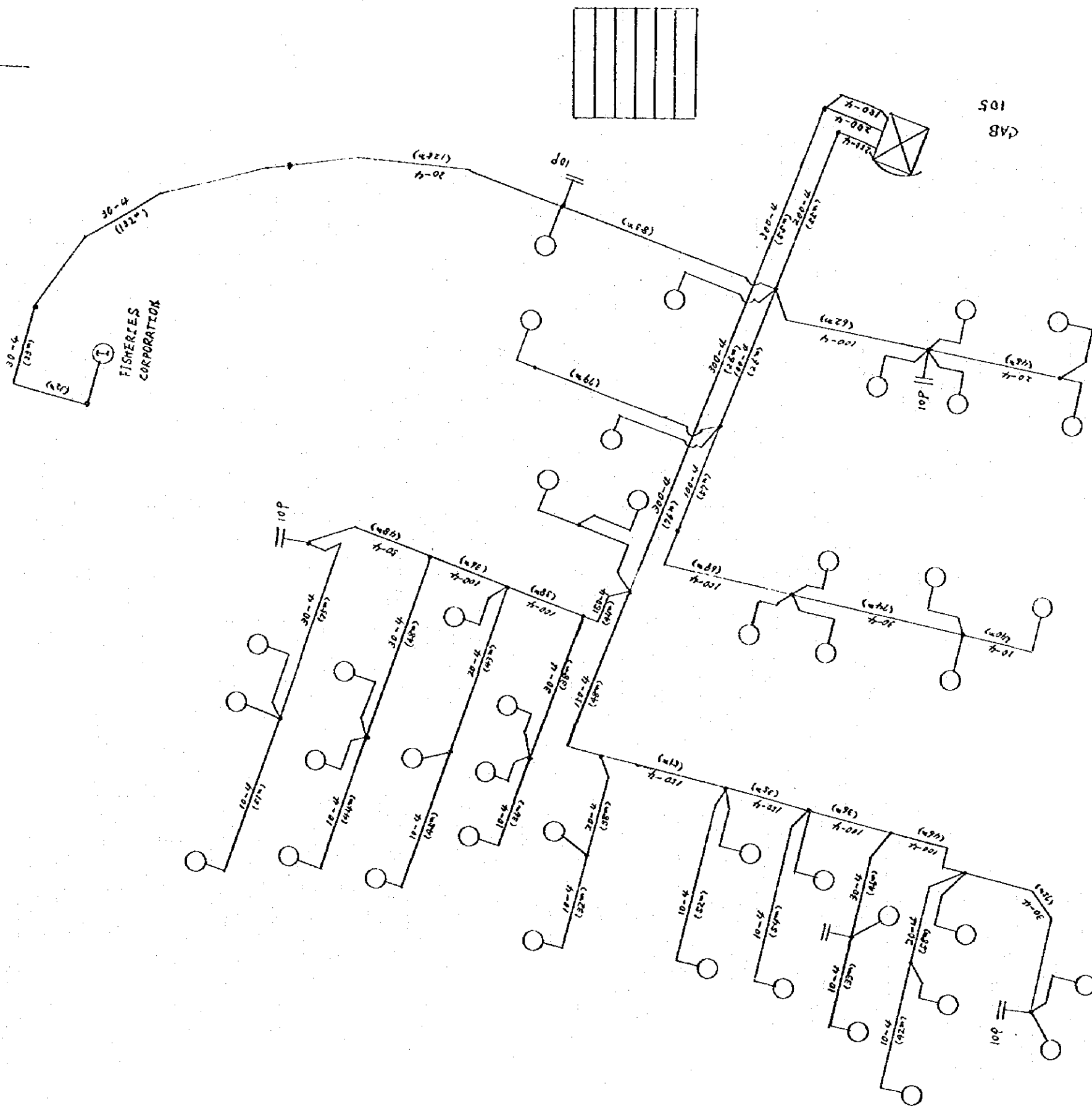

| | |
|-----------|-------|
| UG-DSO-V1 | 970 |
| UG-DSO-V2 | 400 |
| Sub Total | 1,370 |

| | |
|----------|----|
| PL-C-788 | 23 |
|----------|----|

| | |
|-------|----|
| UC-RP | 23 |
|-------|----|

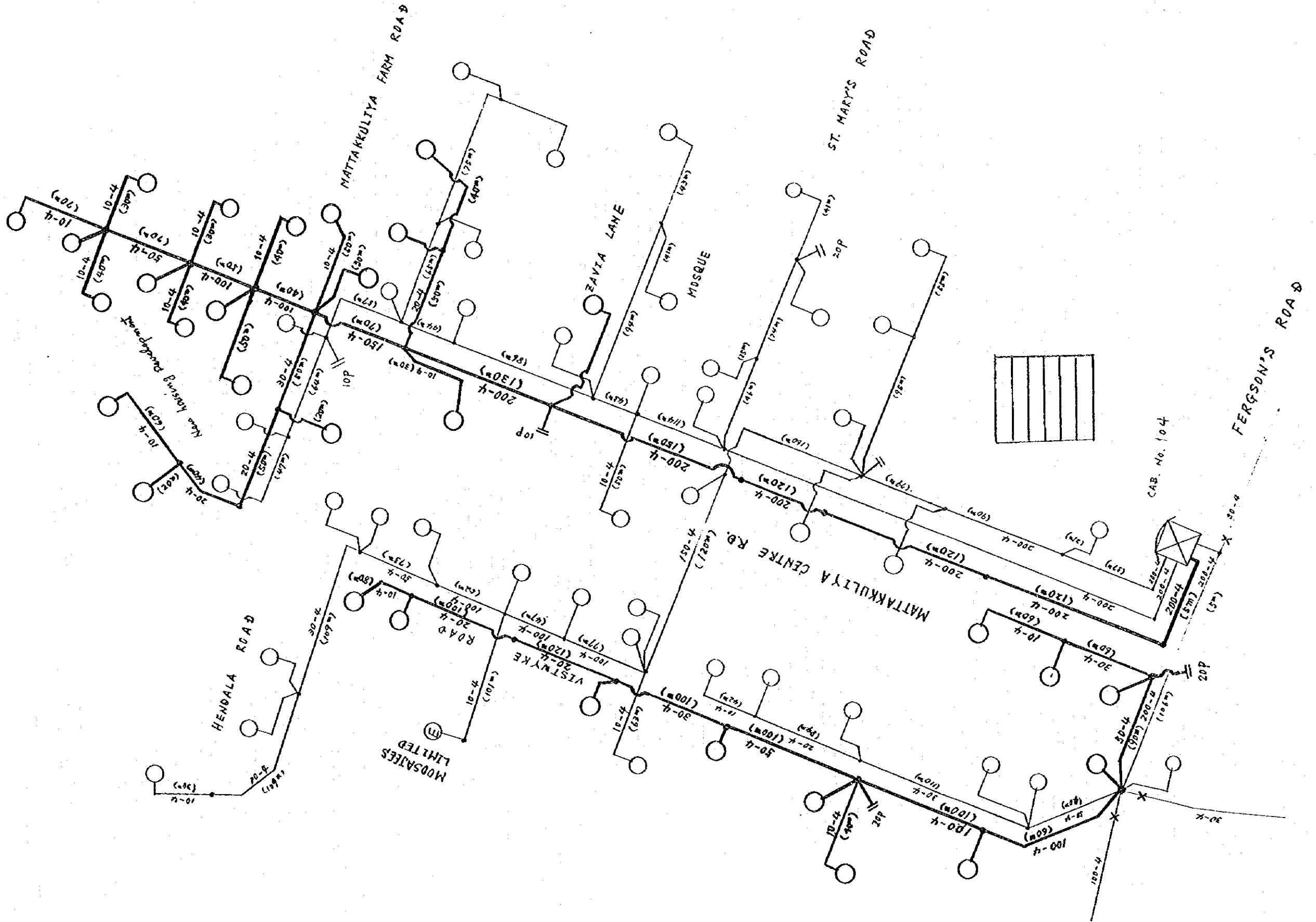
Mattakku Liya Exchange Area Secondary Cable Plan

(Cabinet Area No. 104, this Area is the same of existing Cabinet Area No. 105)



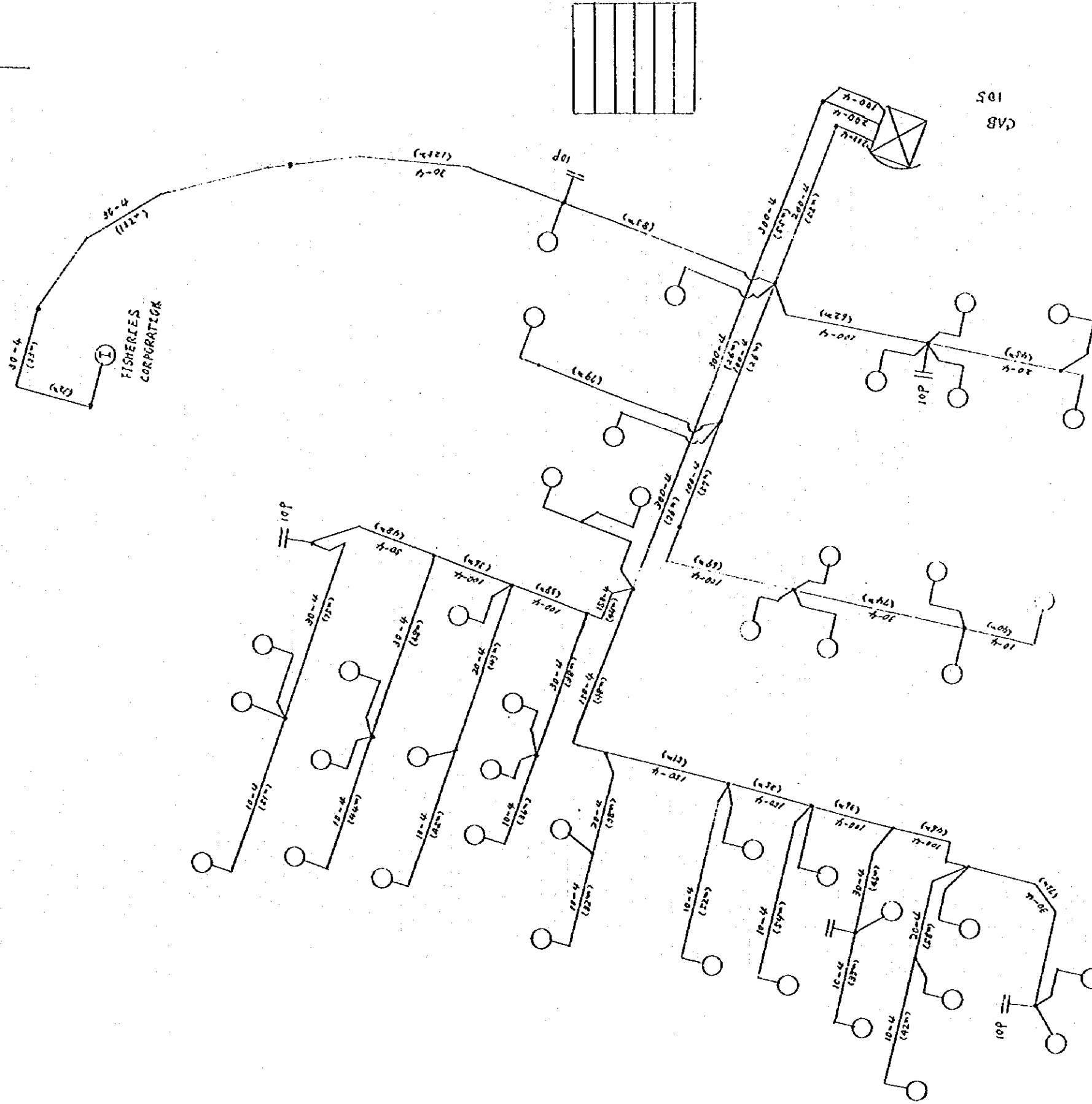

Mattakkuliya Exchange Secondary Cable Plan

(Cabinet Area No. 105 this Area is as same as existing Cabinet Area No. 104)

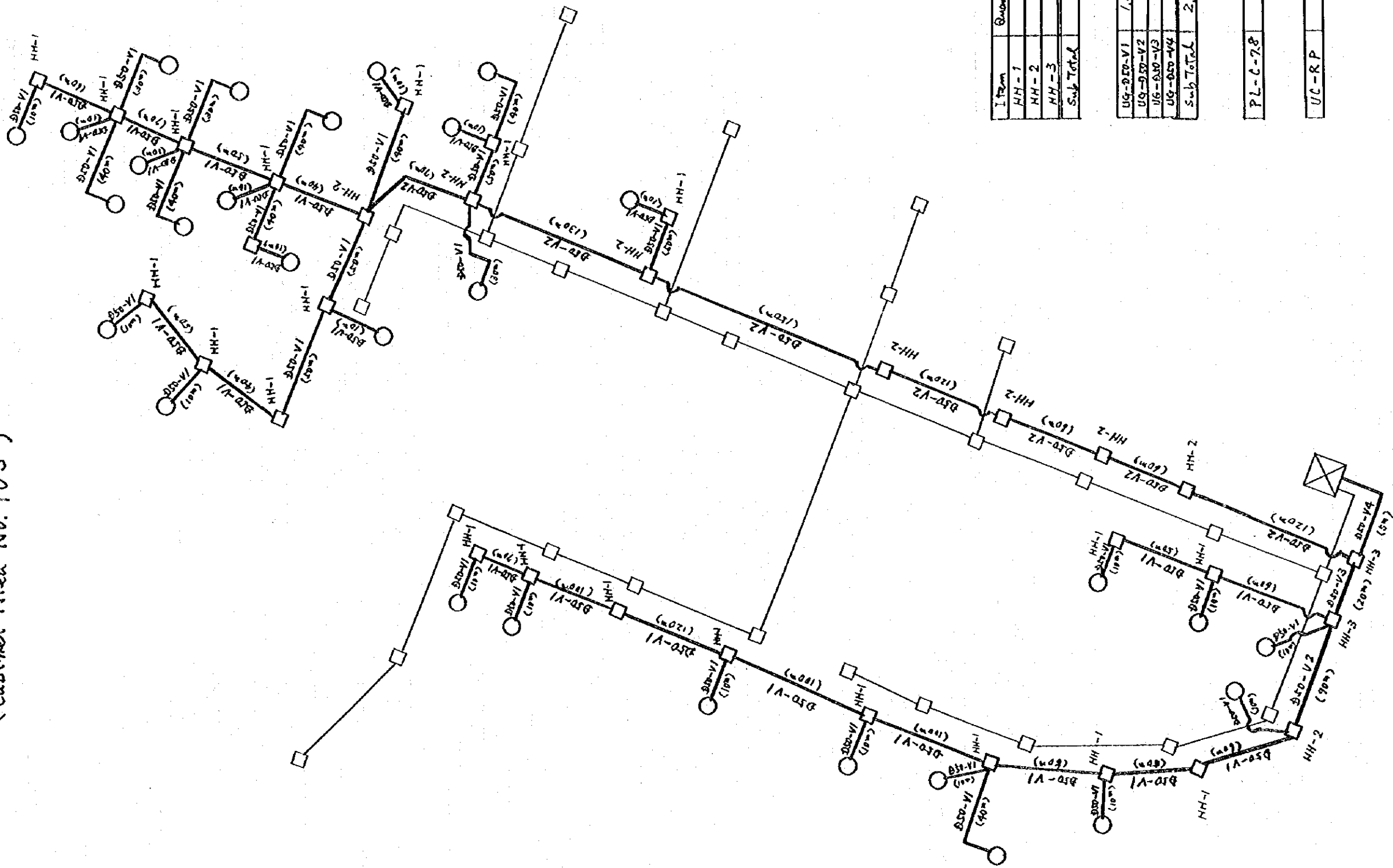


Mattakuliya Exchange Area Secondary Cable Plan

(Cabinet Area No. 104, this Area is the same of existing Cabinet Area No. 105)



Mattakkuliya Exchange Conduit Plan for Secondary Cable
 (Cabinet Area No. 105)



| I Item | Quantity |
|-----------|----------|
| HH-1 | 22 |
| HH-2 | 8 |
| HH-3 | 2 |
| Sub Total | 32 |

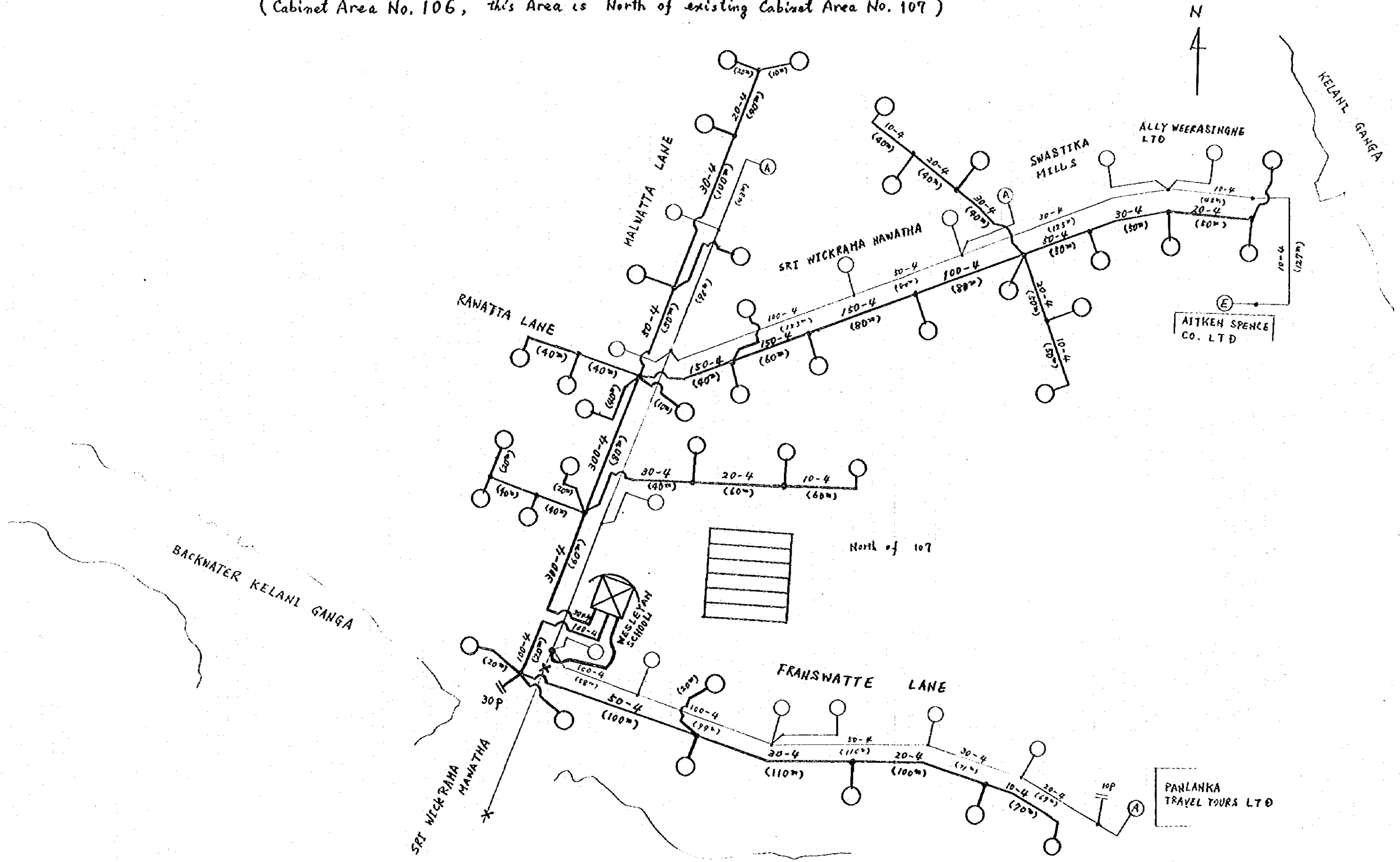
| | |
|-----------|---------|
| UG-B50-V1 | 1,840 m |
| UG-B50-V2 | 800 m |
| UG-B50-V3 | 20 m |
| UG-B50-V4 | 5 m |
| Sub Total | 2,665 m |

| | |
|---------|----|
| PL-C-78 | 29 |
|---------|----|

| | |
|--------|----|
| UC-R-P | 29 |
|--------|----|

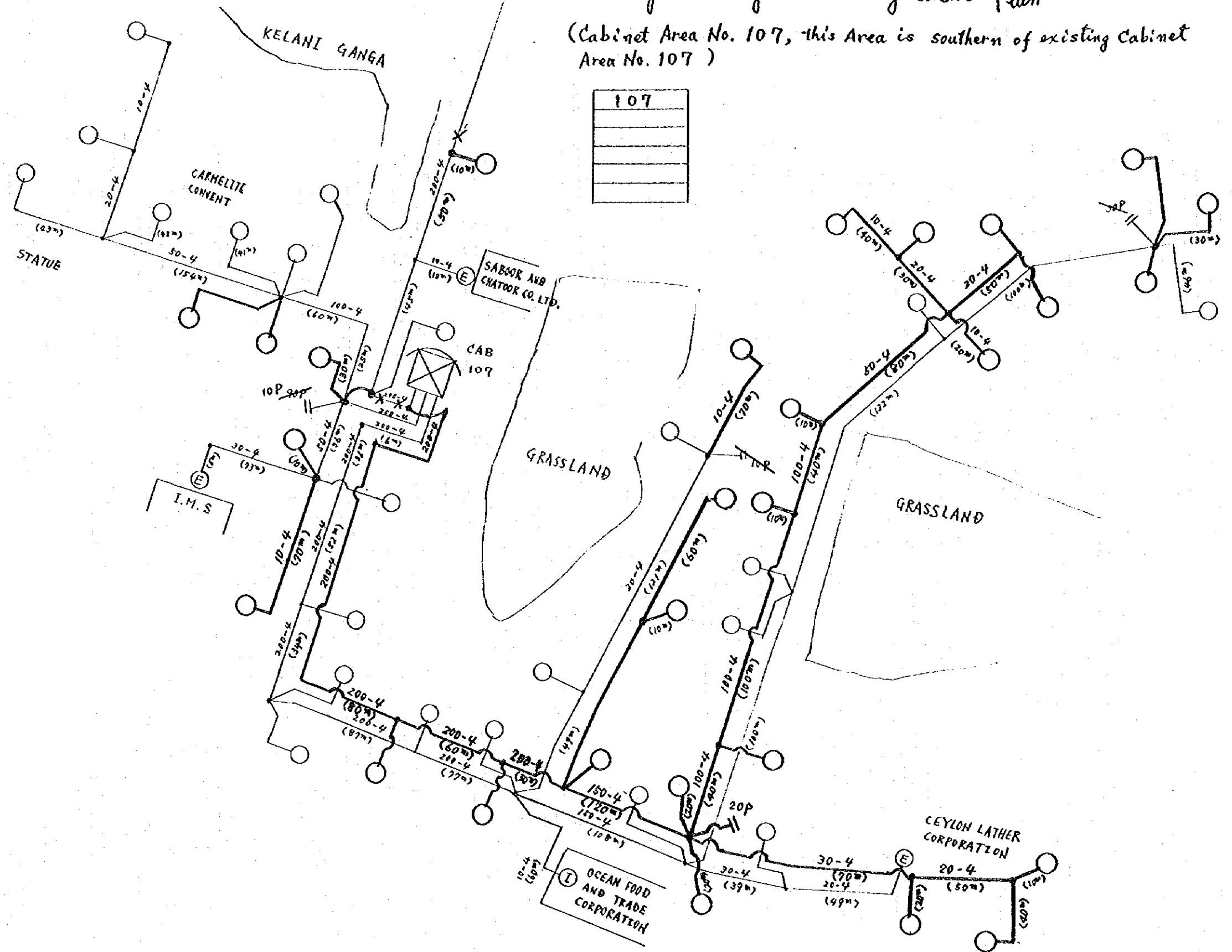
Mattakkuliya Secondary Cable Plan

(Cabinet Area No. 106, this Area is North of existing Cabinet Area No. 107)

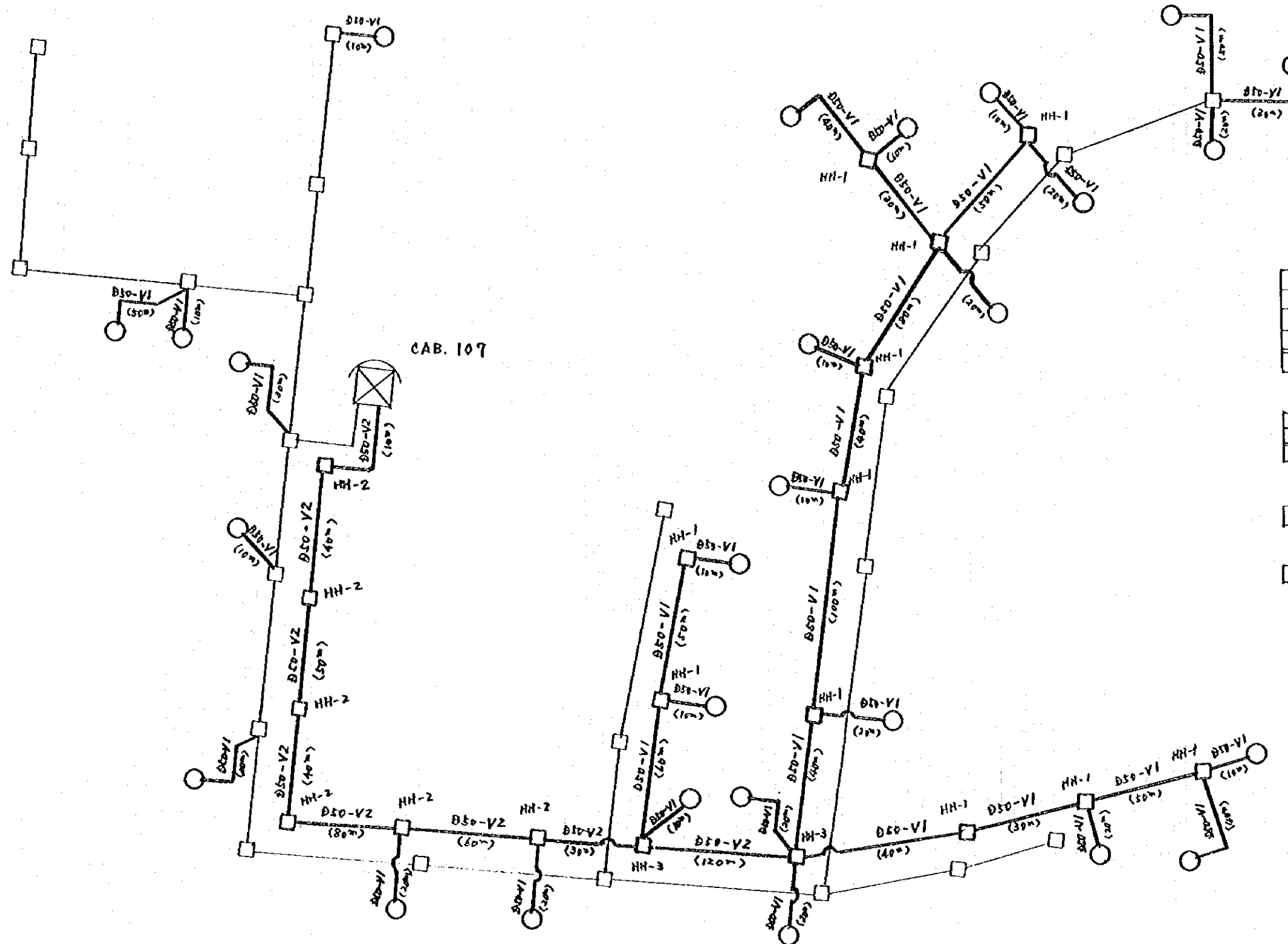


Mattakkuliya Exchange Secondary Cable Plan

(Cabinet Area No. 107, this Area is southern of existing Cabinet Area No. 107)



Mattakkuliya Exchange Conduit Plan for Secondary Cable (Cabinet Area No. 107)



Quantity

| Item | Quantity |
|-----------|----------|
| HH-1 | 11 |
| HH-2 | 6 |
| HH-3 | 2 |
| Sub Total | 19 |

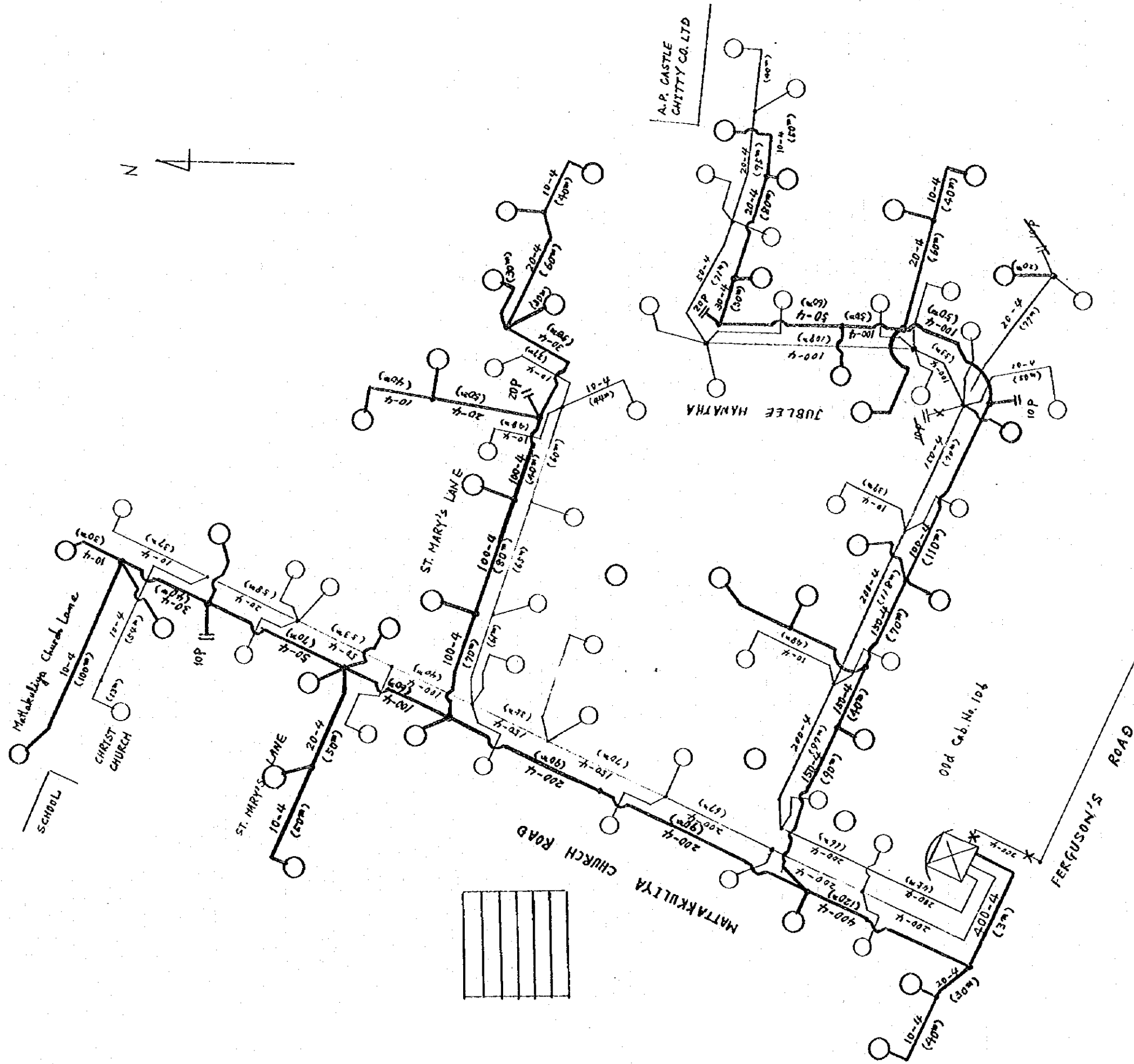
| | |
|-----------|--------|
| UG-D50-V1 | 1,110m |
| UG-D50-V2 | 430m |
| Sub Total | 1,540m |

| | |
|----------|----|
| PL-C-2.8 | 27 |
|----------|----|

| | |
|-------|----|
| UC-RP | 27 |
|-------|----|

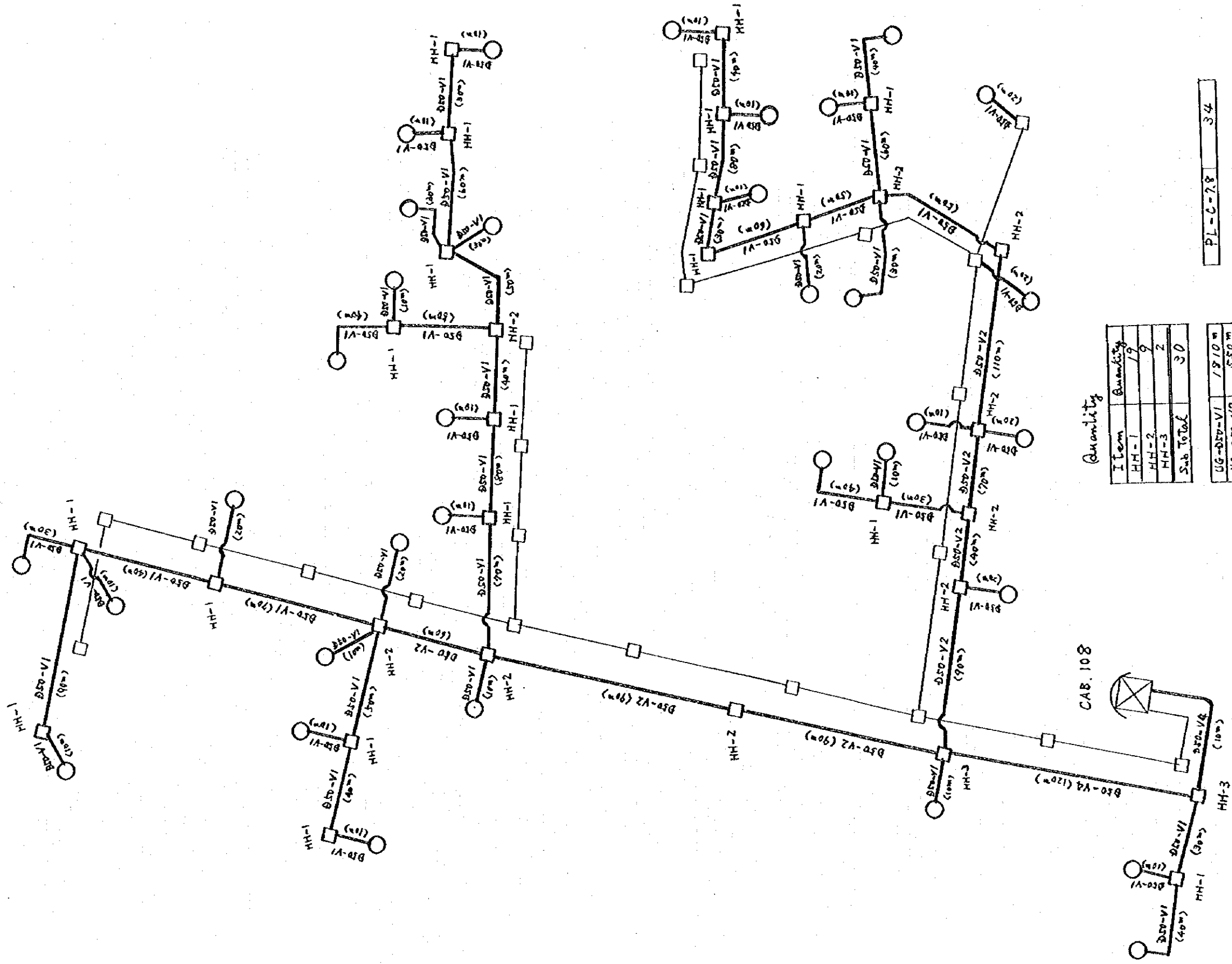
Mattakkuliya Exchange Area Secondary Cable Plan

(Cabinet Area No. 108, this Area is as same as existing Cabinet Area No. 106)



Mattakuliya Exchange Area Conduit Plan for Secondary Cable

(Cabinet Area No. 108)



Quantity

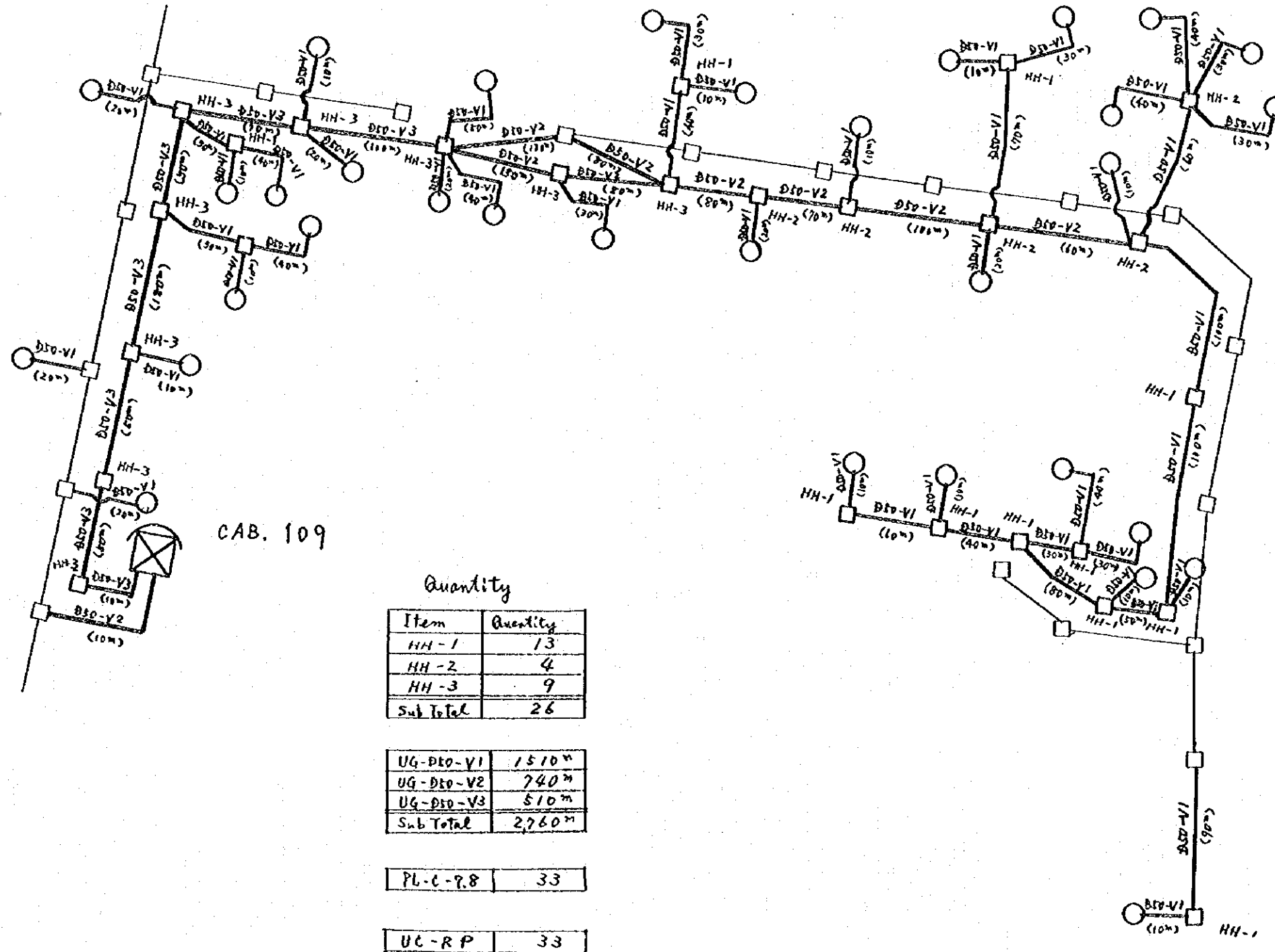
| Item | Quantity |
|-----------|----------|
| MH-1 | 19 |
| MH-2 | 9 |
| MH-3 | 2 |
| Sub Total | 30 |

| | |
|-----------|--------|
| UG-B50-V1 | 1810 m |
| UG-B50-V2 | 550 m |
| UG-B50-V4 | 130 m |
| Sub Total | 2490 m |

PL-C-7.8 34

UG-R.P 34

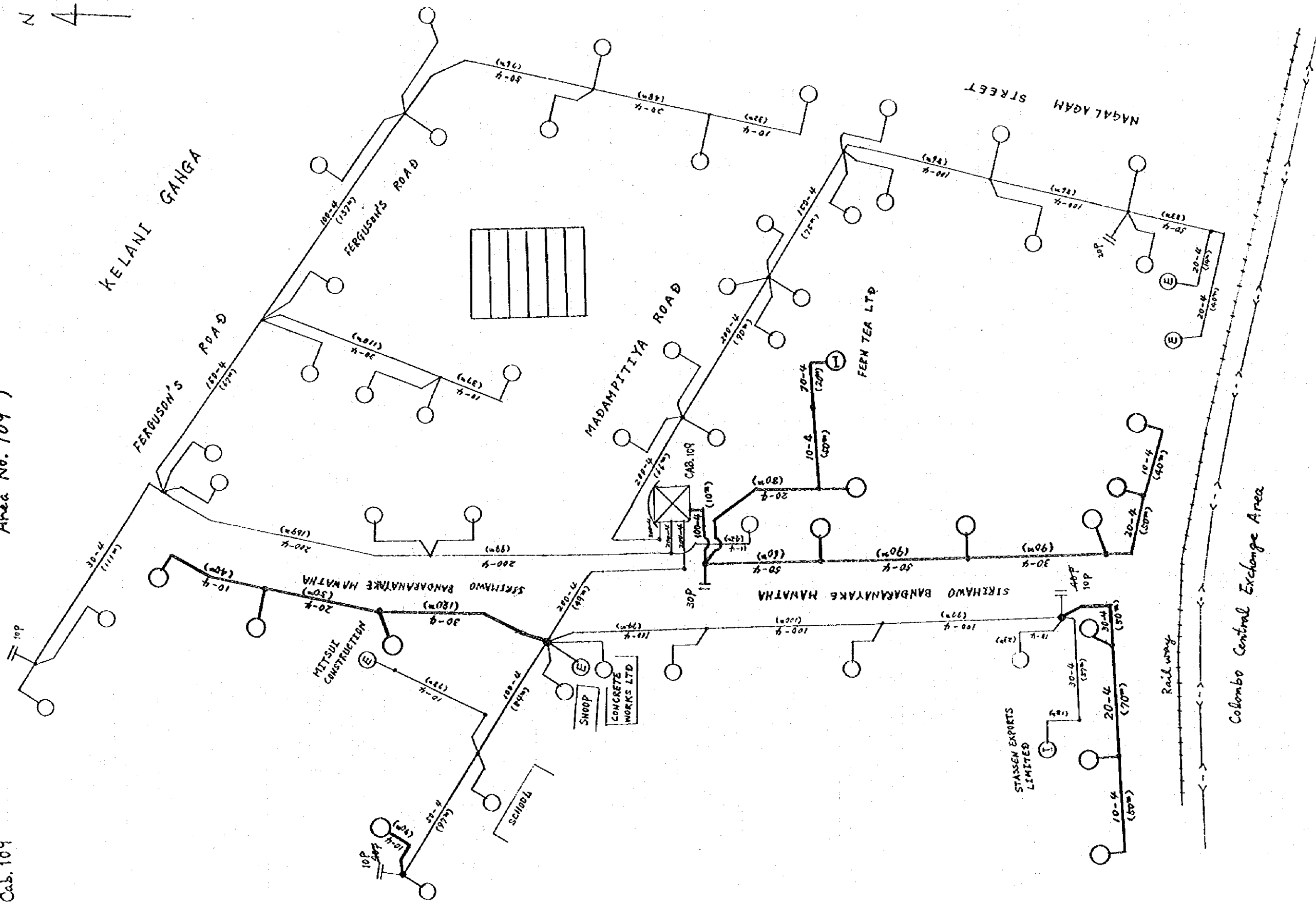

Mattakuliya Exchange Area Conduit Plan for Secondary Cable (Cabinet Area No. 109)



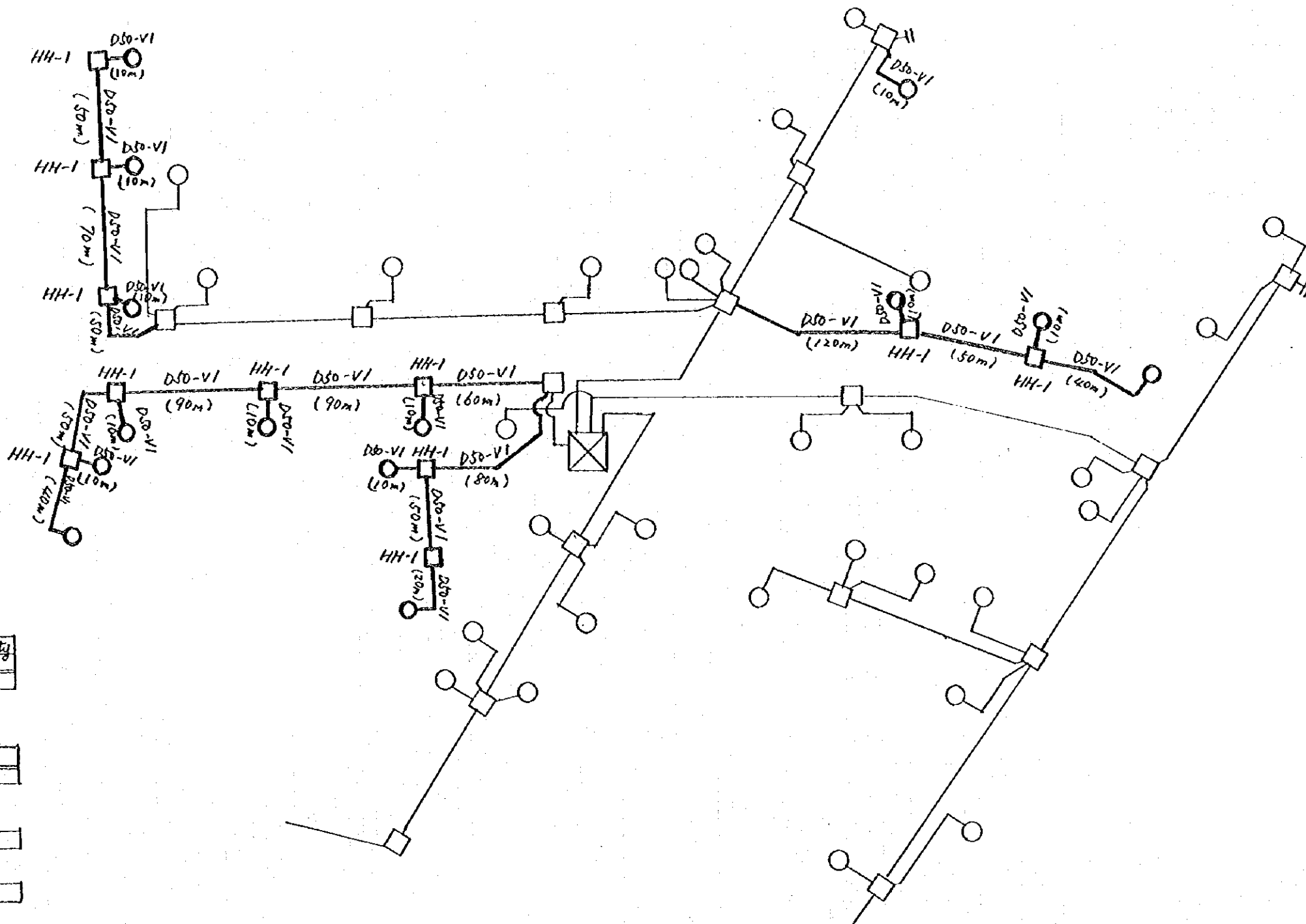
Mattakkuliya Exchange Area Second Cable Plan

(Cabinet Area No. 110, this Area is existing Cabinet Area No. 109)

Cab. 109



Mattakkuliya Exchange Area Second Cable Plan
 (Cabinet Area No. 110, this Area is existing Cabinet Area No. 109)



| Item | Quantity |
|-----------|----------|
| HH-1 | 11 |
| Sub Total | 11 |

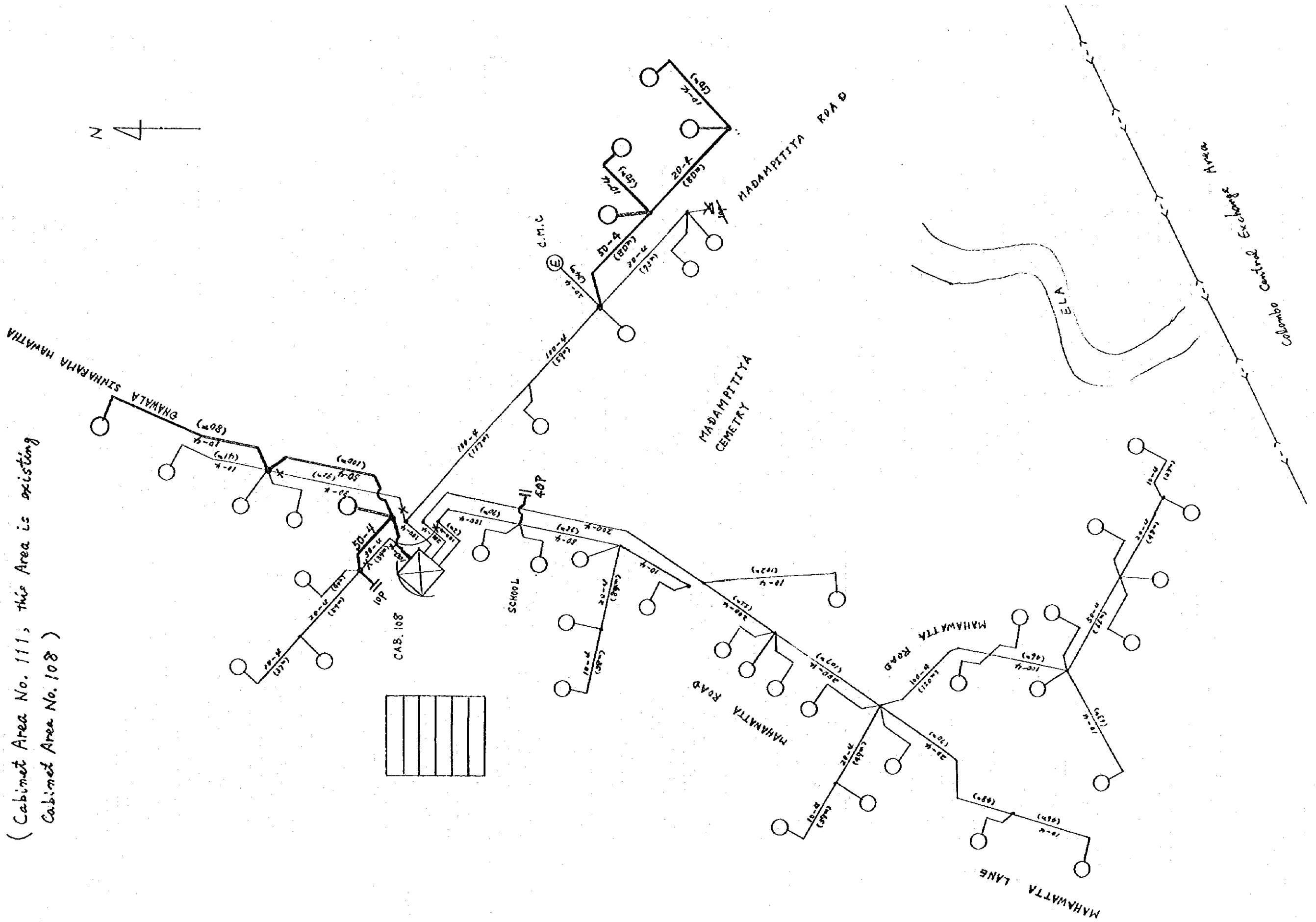
| | |
|-----------|-----|
| UG-DSO-VI | 970 |
| Sub Total | 970 |

| | |
|----------|----|
| PL-c-7.8 | 14 |
|----------|----|

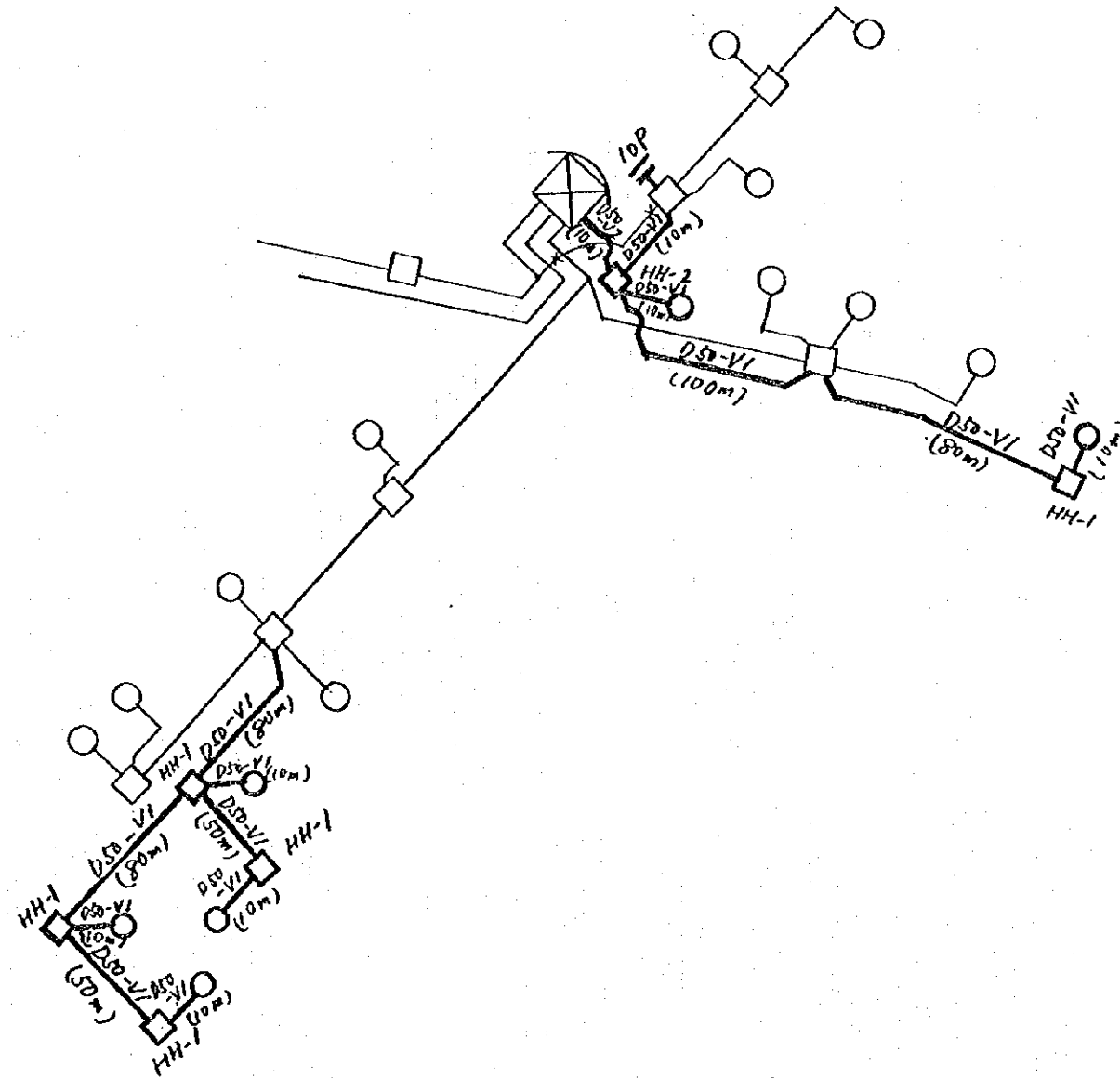
| | |
|-------|----|
| UC-RP | 14 |
|-------|----|

Mattakkuliya Exchange Area Secondary Cable Plan

(Cabinet Area No. 111, this Area is existing
 Cabinet Area No. 108)



Mattakkuliya Exchange Area Secondary Cable Plan
 (Cabinet Area No.111, this Area is existing Cabinet Area NO, 108)



| Item | Quantity |
|-----------|----------|
| HH-1 | 5 |
| HH-2 | 1 |
| Sub total | 6 |

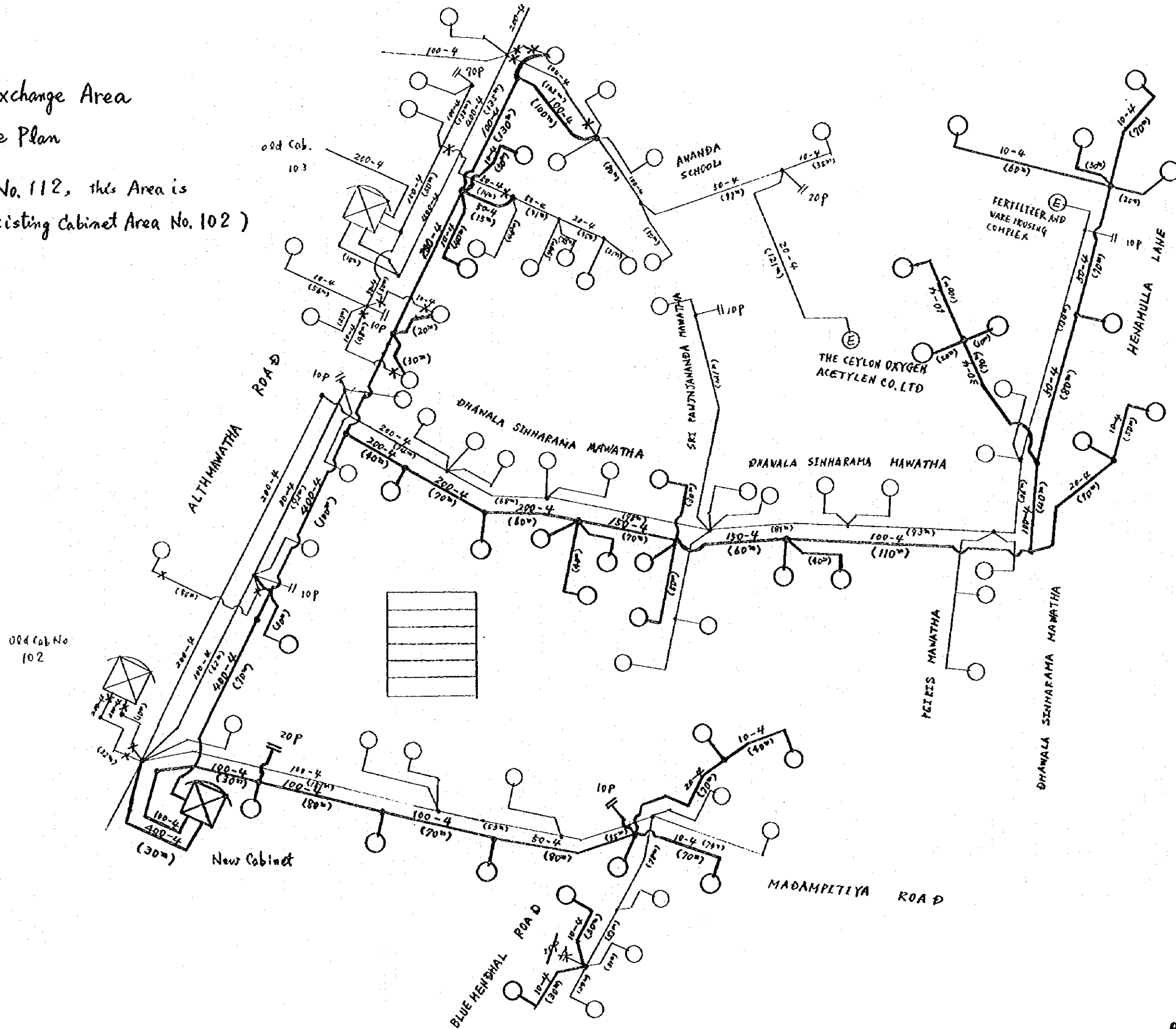
| | |
|-----------|-----|
| UQ-DSO-V1 | 500 |
| UQ-DSO-V2 | 10 |
| Sub total | 510 |

| | |
|---------|---|
| PL-C-78 | 6 |
|---------|---|

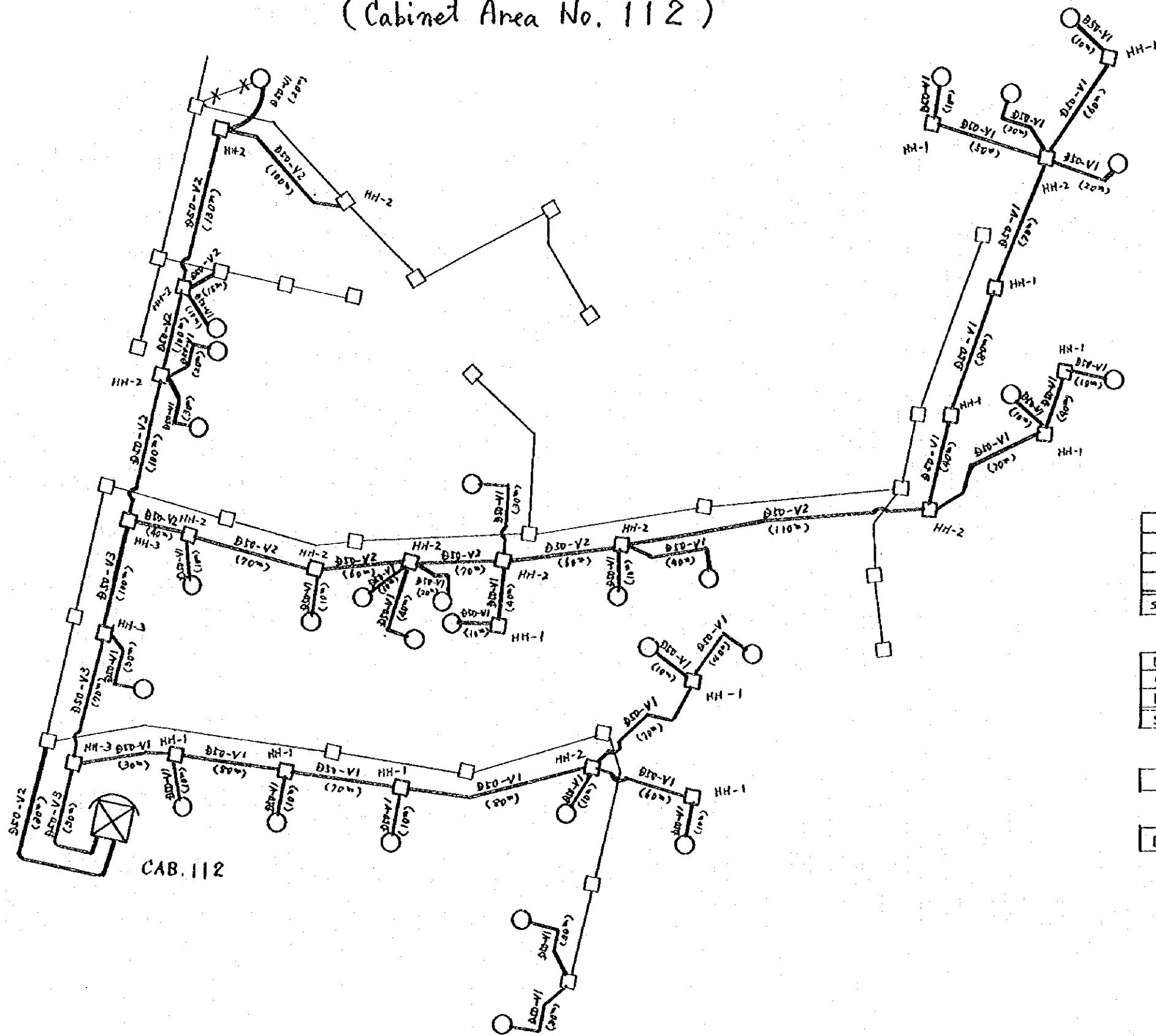
| | |
|-------|---|
| UC-RP | 6 |
|-------|---|

Mattakkuliya Exchange Area
Secondary Cable Plan

(Cabinet Area No. 112, this Area is
right side of existing Cabinet Area No. 102)



Mattakkuliya Exchange Conduit Plan for Secondary Cable (Cabinet Area No. 112)



| Item | Quantity |
|-----------|----------|
| HH-1 | 12 |
| HH-2 | 11 |
| HH-3 | 3 |
| Sub Total | 26 |

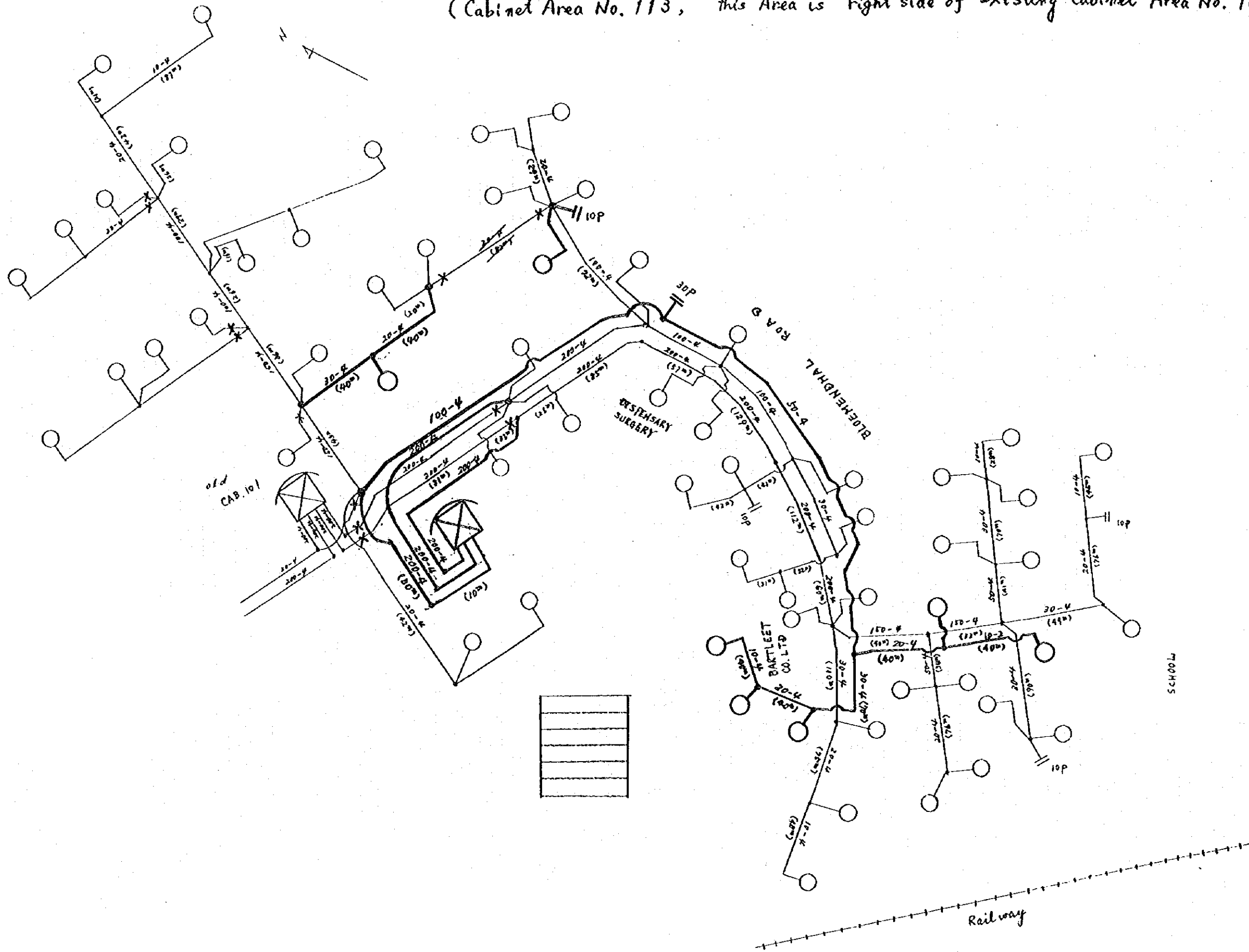
| | |
|-----------|-------|
| UG-D50-V1 | 1380m |
| UG-D50-V2 | 1055m |
| UG-D50-V3 | 200m |
| Sub Total | 2635m |

| | |
|----------|----|
| PL-C-7.8 | 29 |
|----------|----|

| | |
|-------|----|
| UC-RP | 29 |
|-------|----|

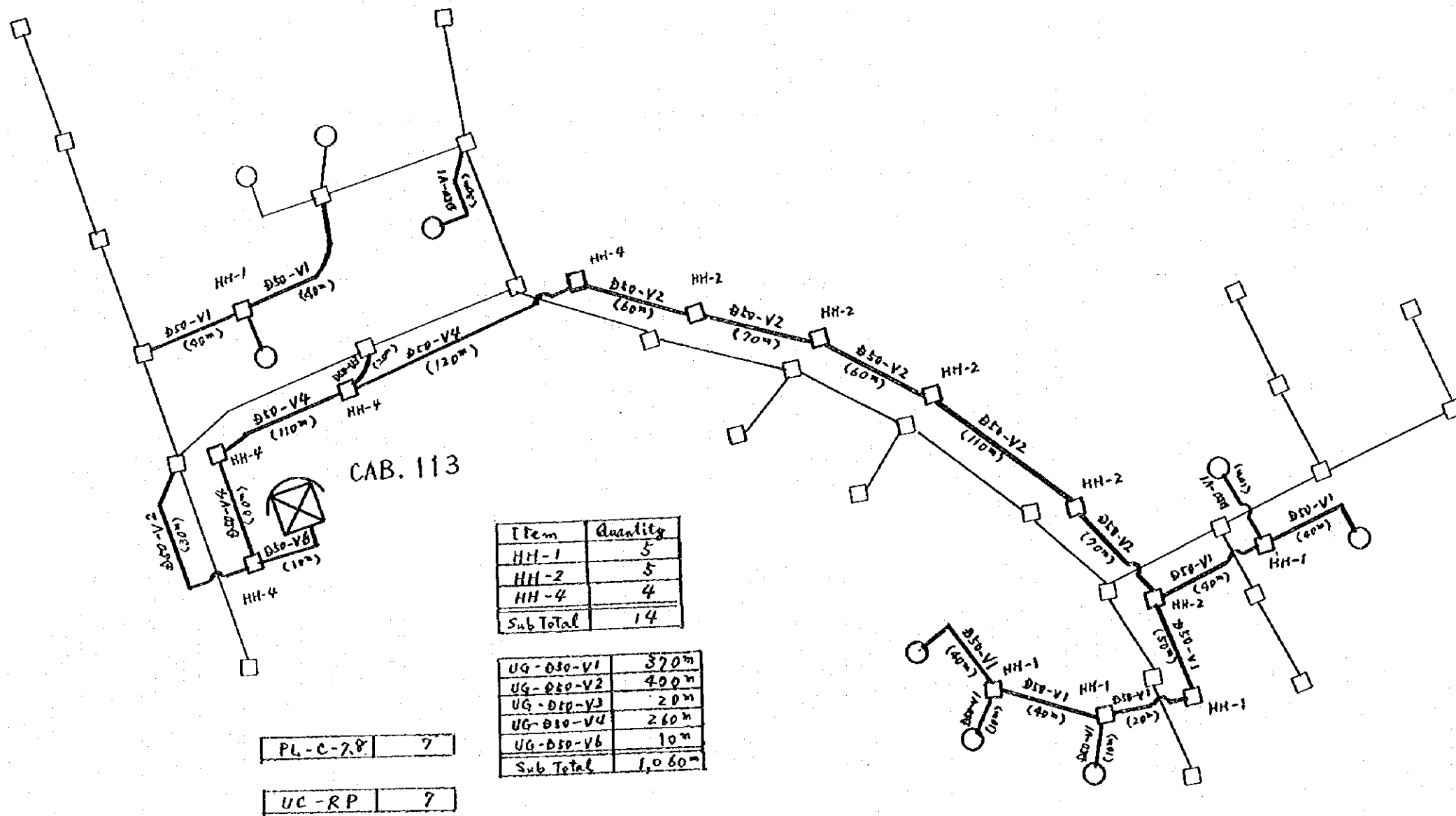
Mattakkuliya Exchange Area Secondary Cable Plan

(Cabinet Area No. 113, this Area is right side of existing Cabinet Area No. 101)



Mattakkuliya Exchange Conduit Plan for Secondary Cable

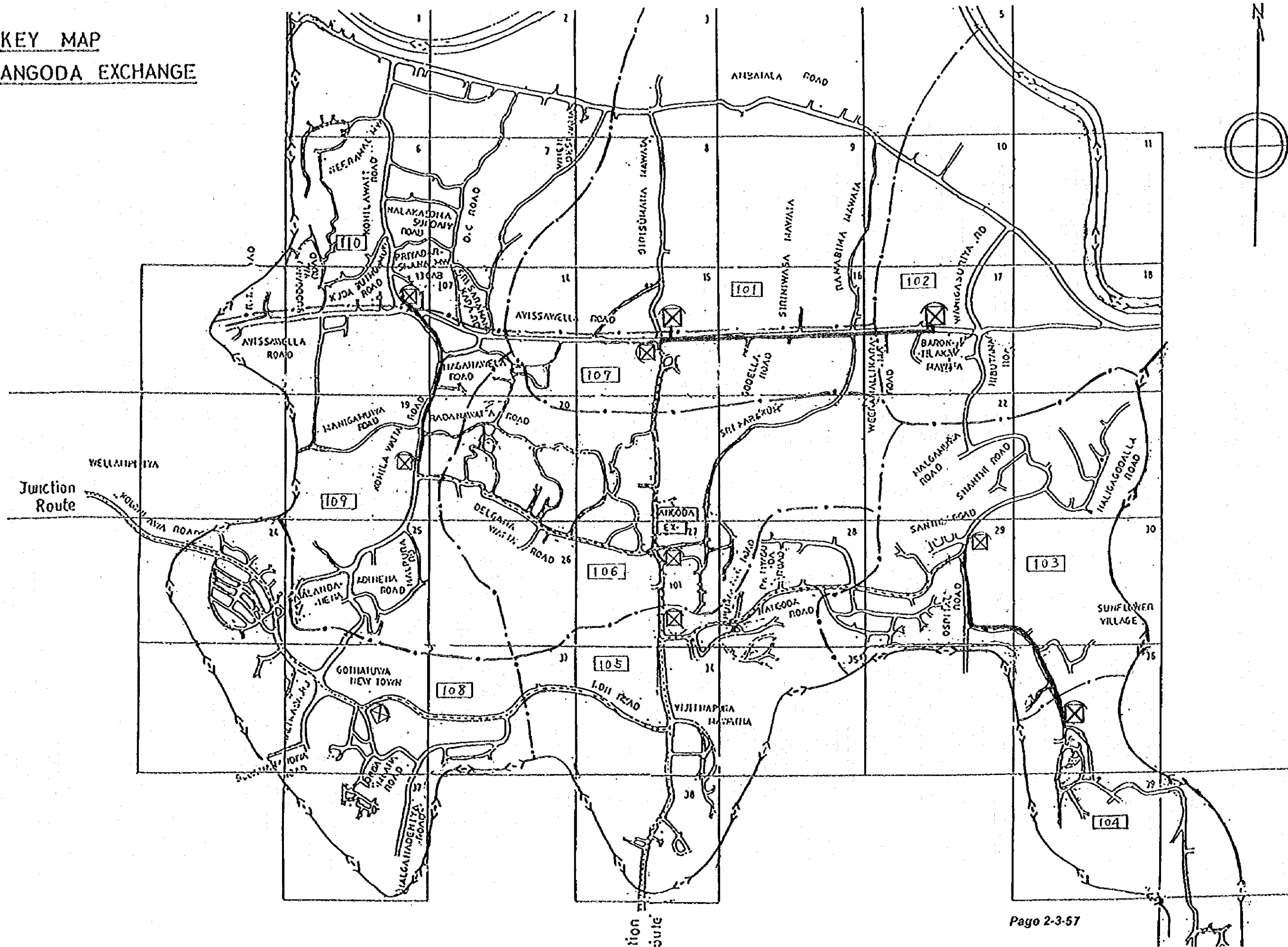
(Cabinet Area No. 113)



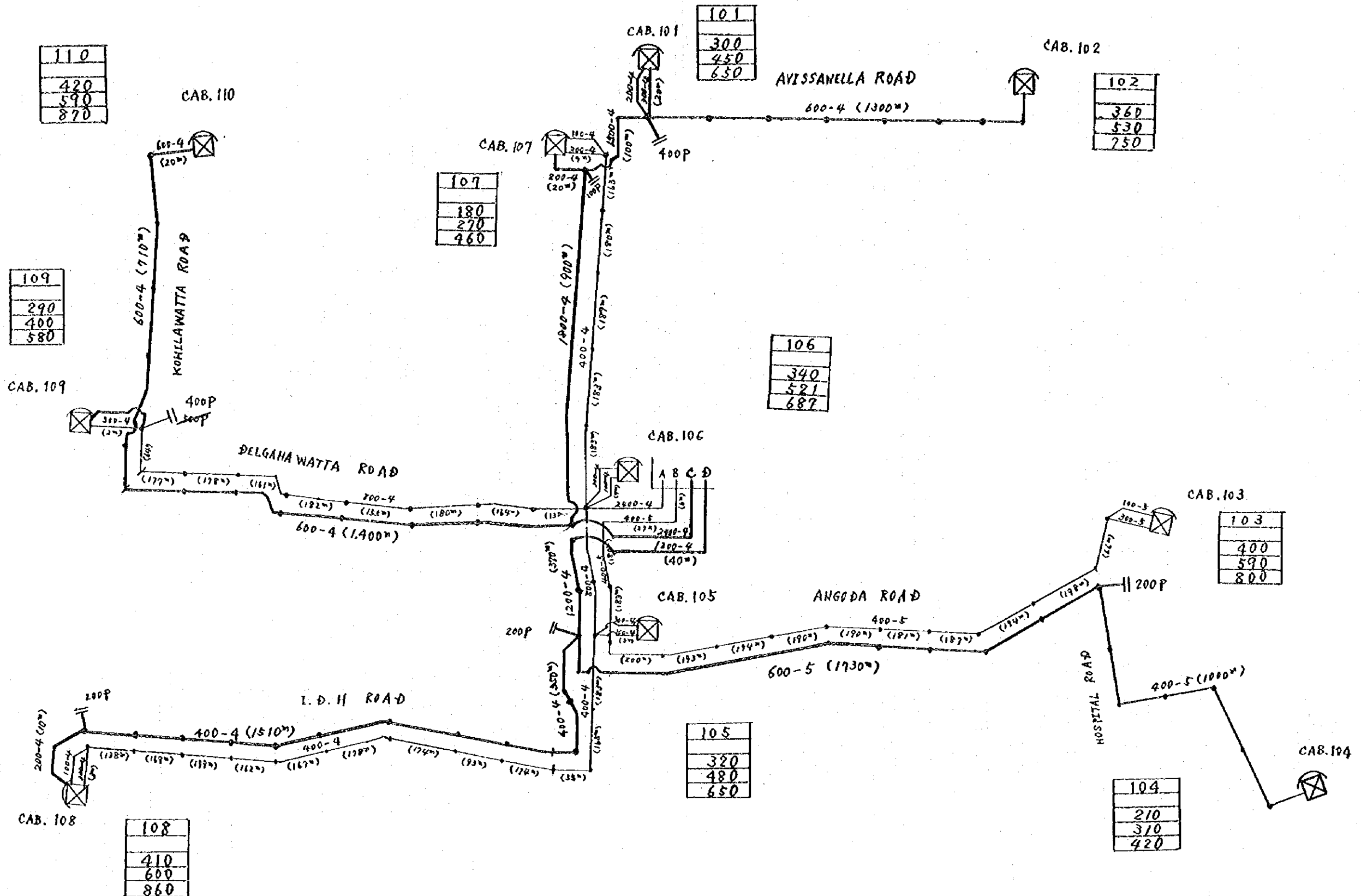
EXAMPLE DRAWINGS
FOR
ANGODA EXCHANGE AREA

- Key Map
- Primary Cable Plan
- Conduit Plan for Primary Cable

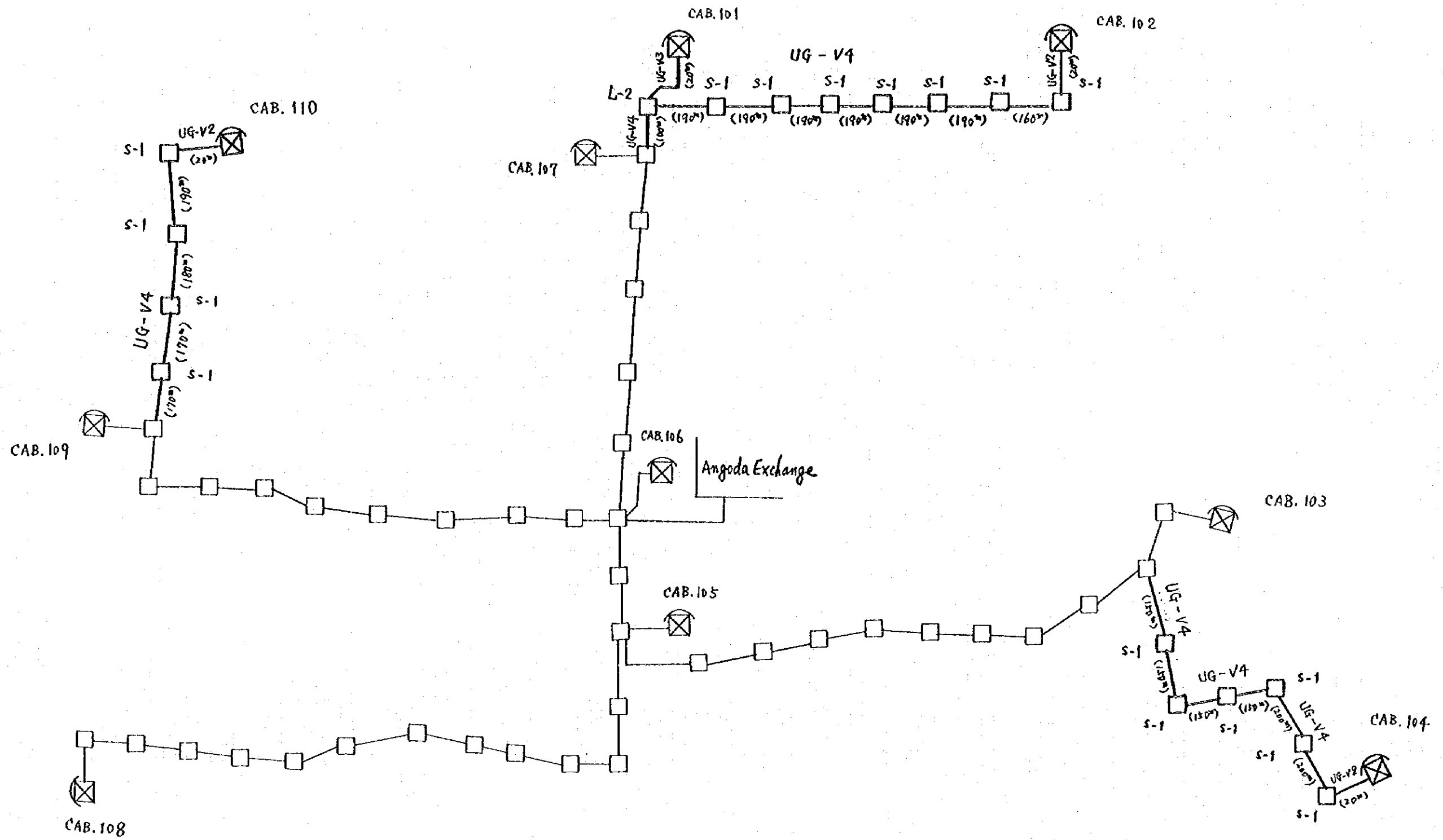
KEY MAP
ANGODA EXCHANGE



Angoda Exchange Area Primary Cable Plan



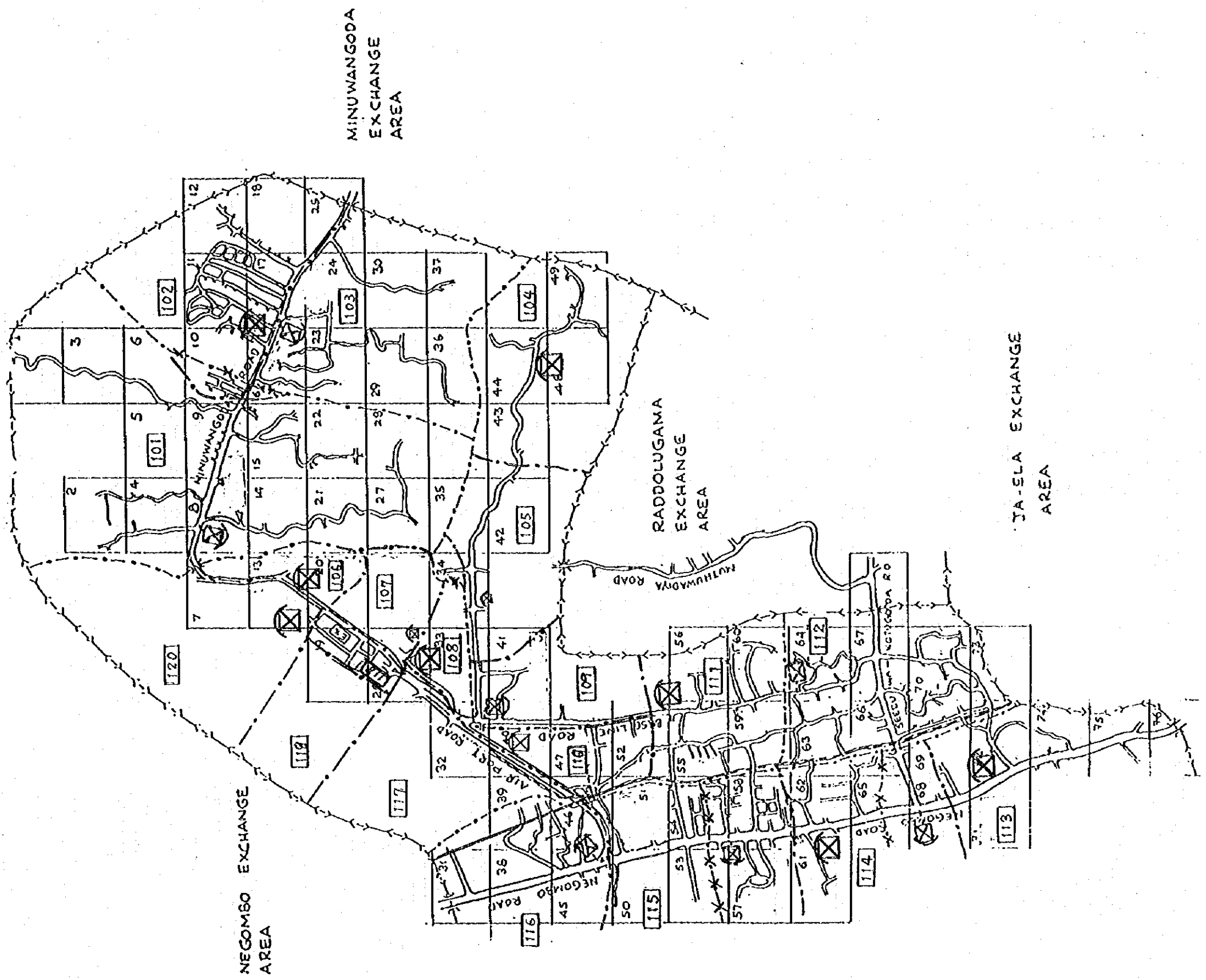
Angoda Exchange Conduit Plan for Primary Cable



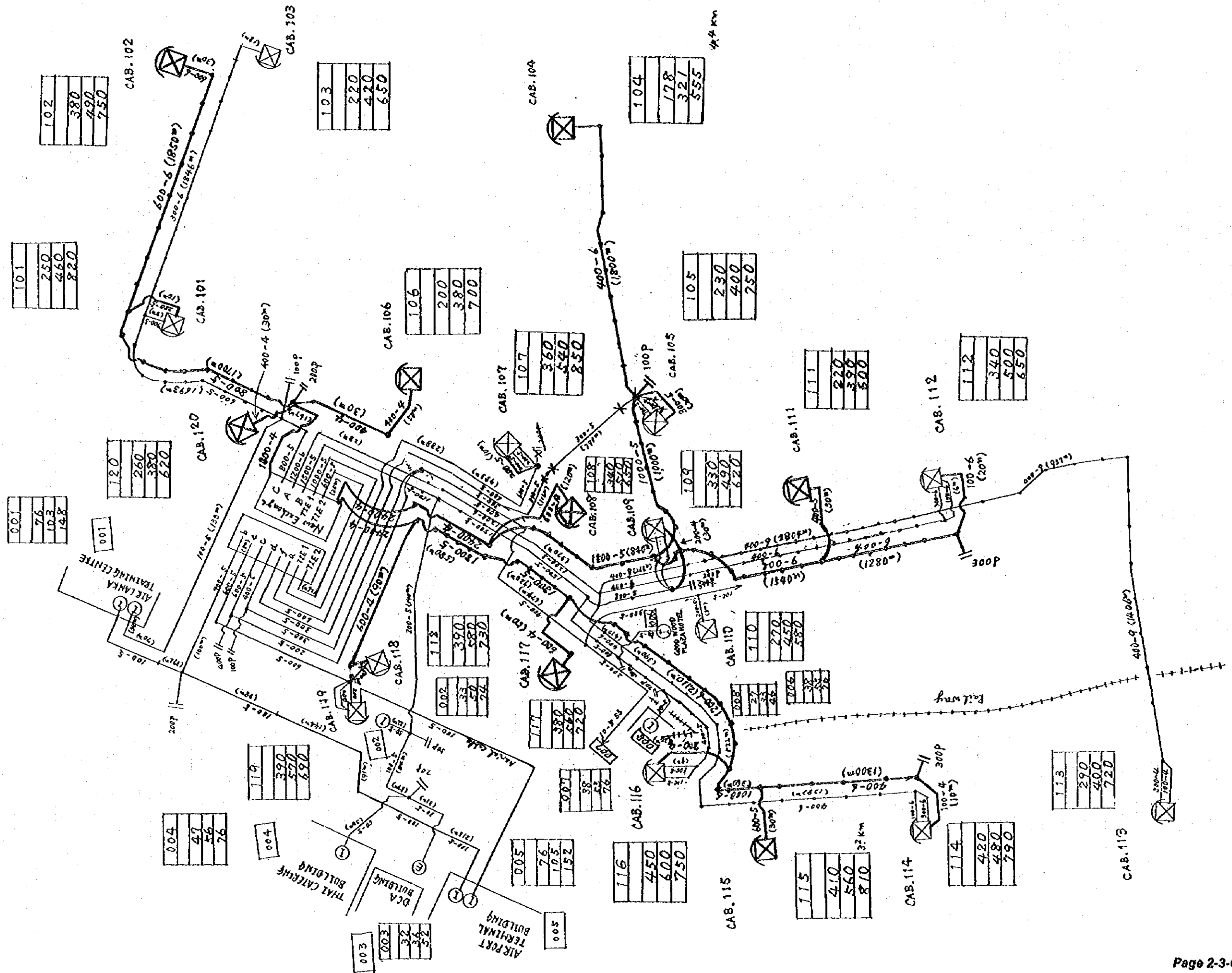
EXAMPLE DRAWINGS
FOR
KATUNAYAKE EXCHANGE AREA

- Key Map
- Primary Cable Plan
- Conduit Plan for Primary Cable

Katunayake Exchange Area Key Map



Katunayake Exchange Area Primary Cable Plan



| |
|-----|
| 102 |
| 250 |
| 460 |
| 380 |
| 490 |
| 750 |

| |
|-----|
| 101 |
| 250 |
| 460 |
| 380 |
| 490 |
| 750 |

| |
|-----|
| 001 |
| 76 |
| 103 |
| 148 |

| |
|-----|
| 120 |
| 260 |
| 380 |
| 620 |

| |
|-----|
| 004 |
| 49 |
| 56 |
| 76 |

| |
|-----|
| 119 |
| 390 |
| 570 |
| 690 |

| |
|-----|
| 103 |
| 220 |
| 420 |
| 650 |

| |
|-----|
| 106 |
| 200 |
| 380 |
| 700 |

| |
|-----|
| 113 |
| 390 |
| 580 |
| 730 |

| |
|-----|
| 117 |
| 380 |
| 580 |
| 720 |

| |
|-----|
| 005 |
| 76 |
| 105 |
| 152 |

| |
|-----|
| 116 |
| 450 |
| 600 |
| 750 |

| |
|-----|
| 107 |
| 360 |
| 540 |
| 850 |

| |
|-----|
| 104 |
| 178 |
| 321 |
| 555 |

| |
|-----|
| 105 |
| 230 |
| 400 |
| 750 |

| |
|-----|
| 108 |
| 340 |
| 520 |
| 750 |

| |
|-----|
| 109 |
| 330 |
| 490 |
| 620 |

| |
|-----|
| 110 |
| 270 |
| 450 |
| 580 |

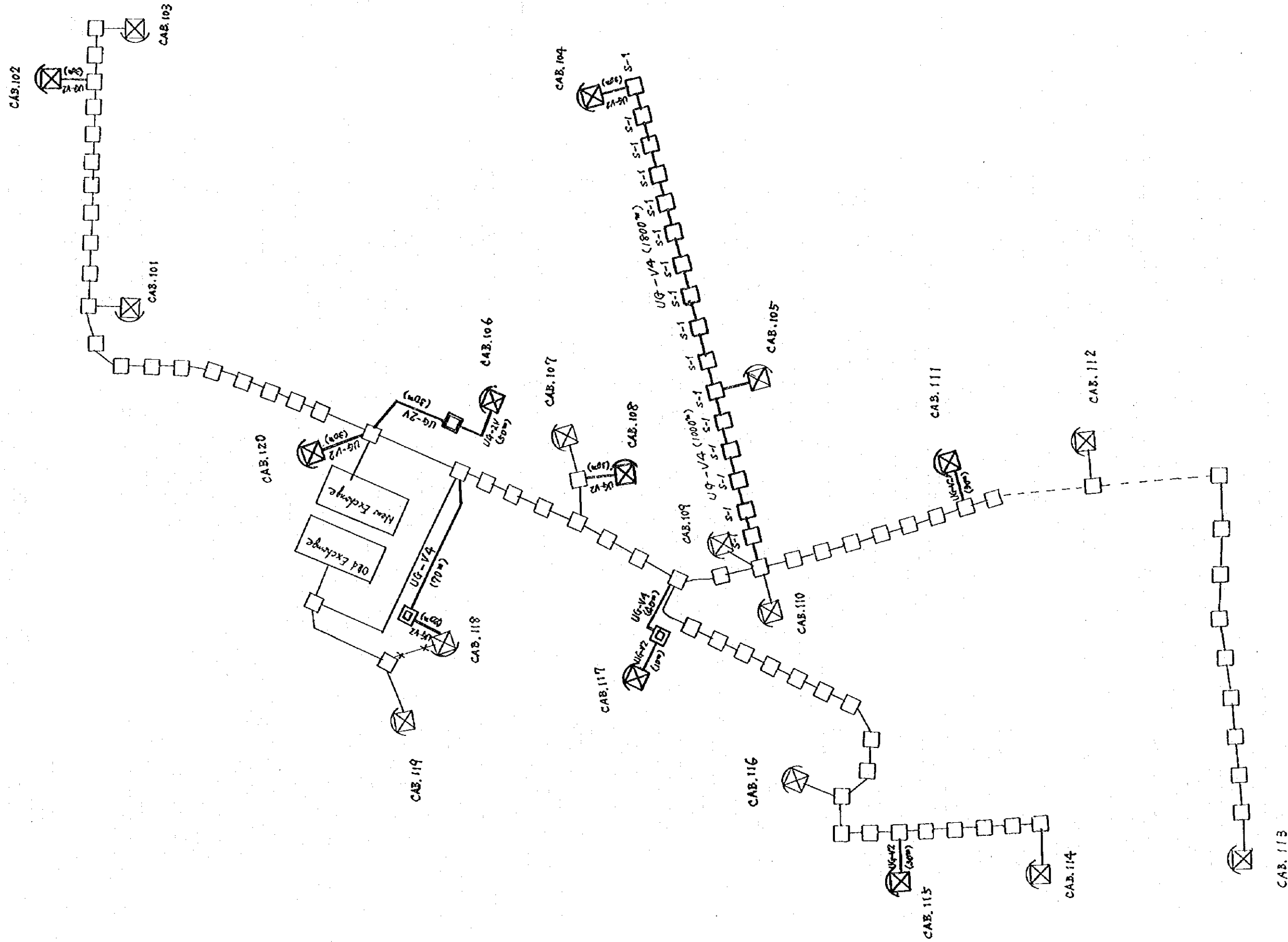
| |
|-----|
| 111 |
| 220 |
| 390 |
| 600 |

| |
|-----|
| 114 |
| 420 |
| 480 |
| 790 |

| |
|-----|
| 112 |
| 340 |
| 500 |
| 650 |

| |
|-----|
| 113 |
| 290 |
| 400 |
| 720 |

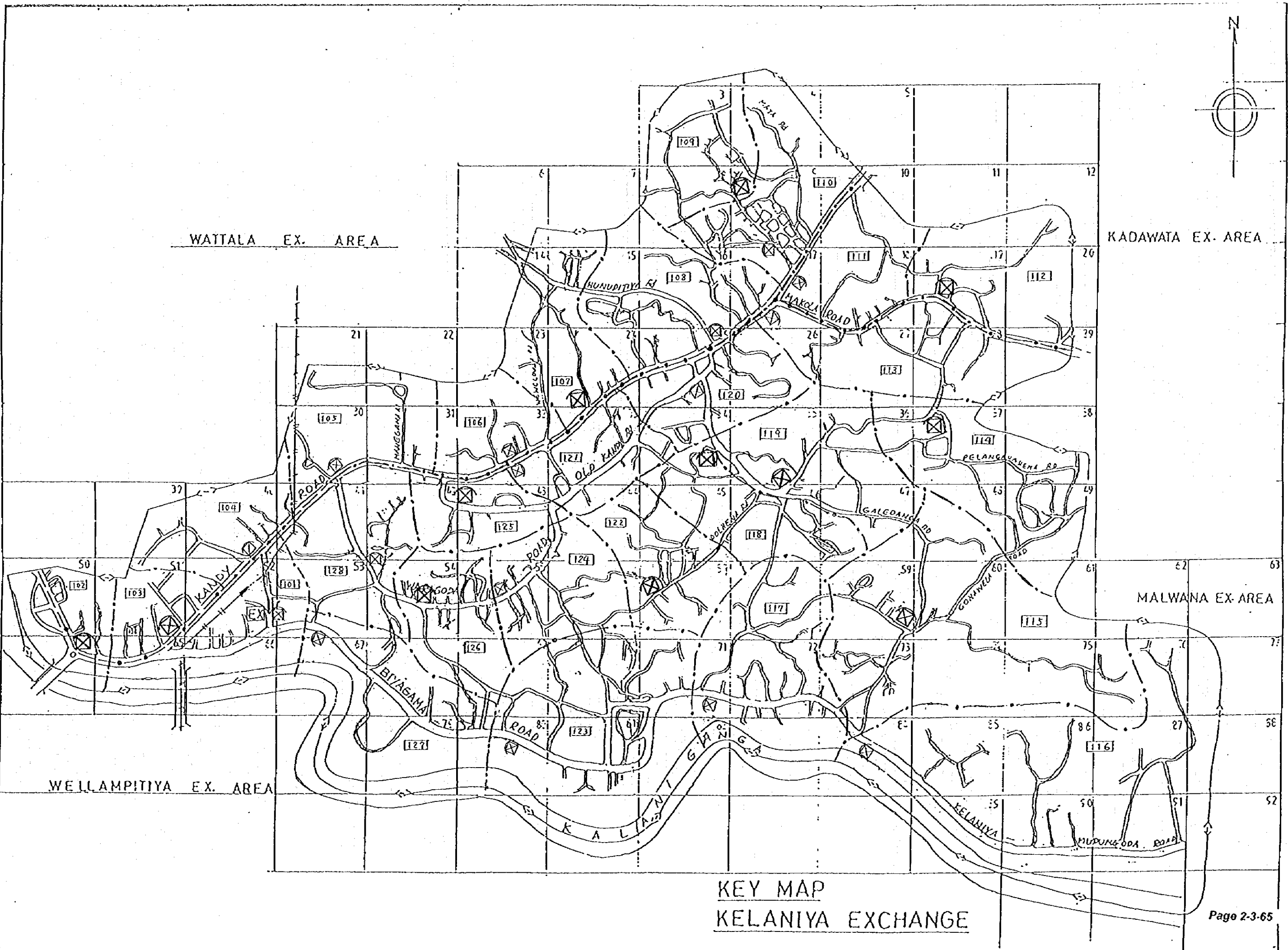
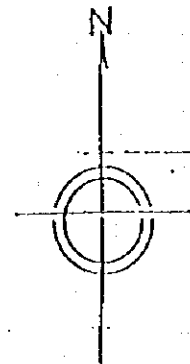
Katunayake Exchange Area Conduit Plan for Primary Cable



CAB. 113

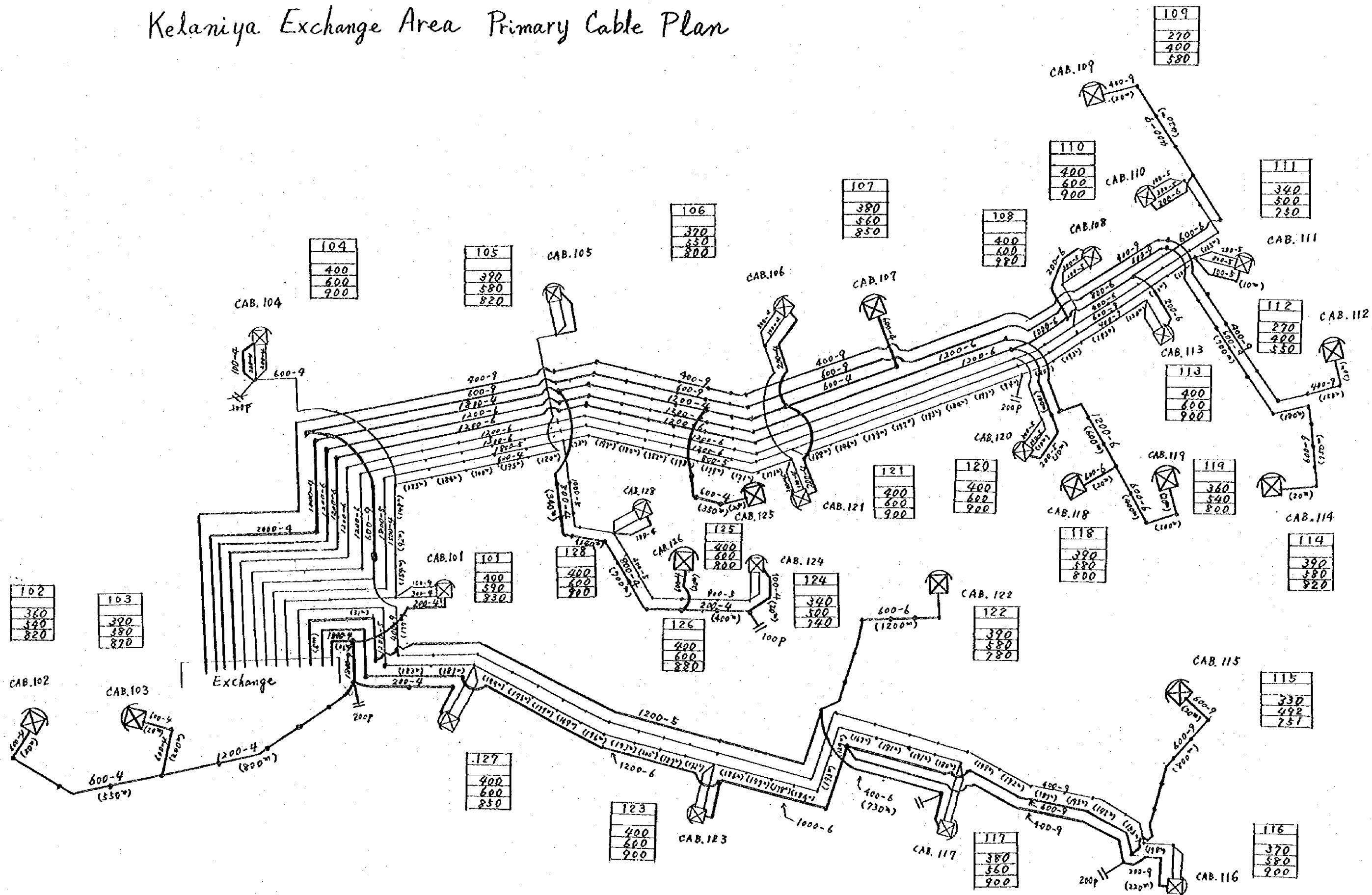
EXAMPLE DRAWINGS
FOR
KELANIYA EXCHANGE AREA

- Key Map
- Primary Cable Plan
- Conduit Plan for Primary Cable

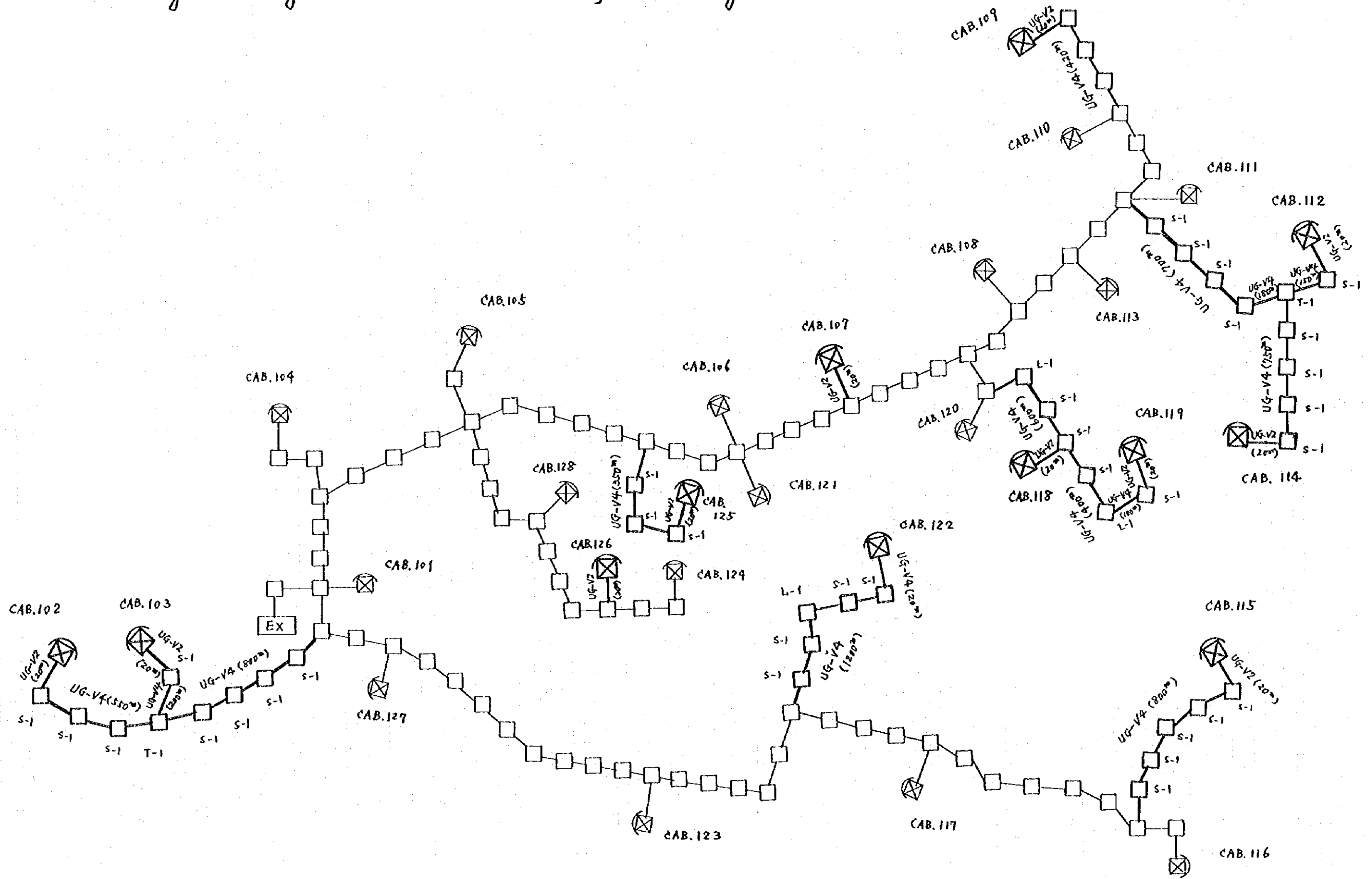


KEY MAP
KELANIYA EXCHANGE

Kelaniya Exchange Area Primary Cable Plan



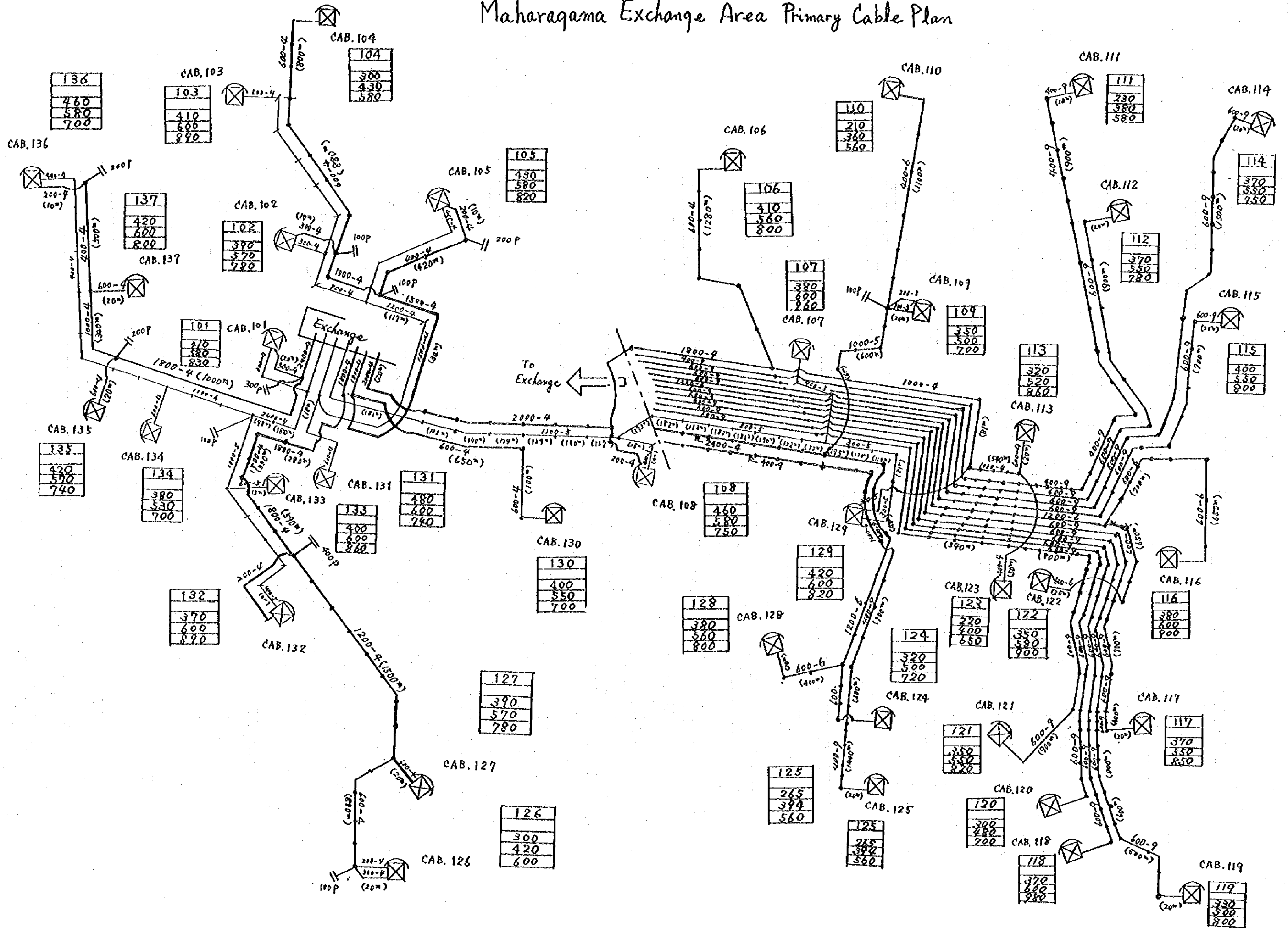
Kelaniya Exchange Area Conduit Plan for Primary Cable



EXAMPLE DRAWINGS
FOR
MAHARAGAMA EXCHANGE AREA

- Key Map
- Primary Cable Plan
- Conduit Plan for Primary Cable

Maharagama Exchange Area Primary Cable Plan

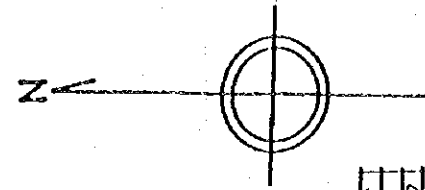


EXAMPLE DRAWINGS

FOR

MORATUWA EXCHANGE AREA

- Key Map
- Primary Cable Plan
- Conduit Plan for Primary Cable



| |
|-----|
| 111 |
| 360 |
| 420 |
| 510 |

| |
|-----|
| 113 |
| 380 |
| 500 |
| 650 |

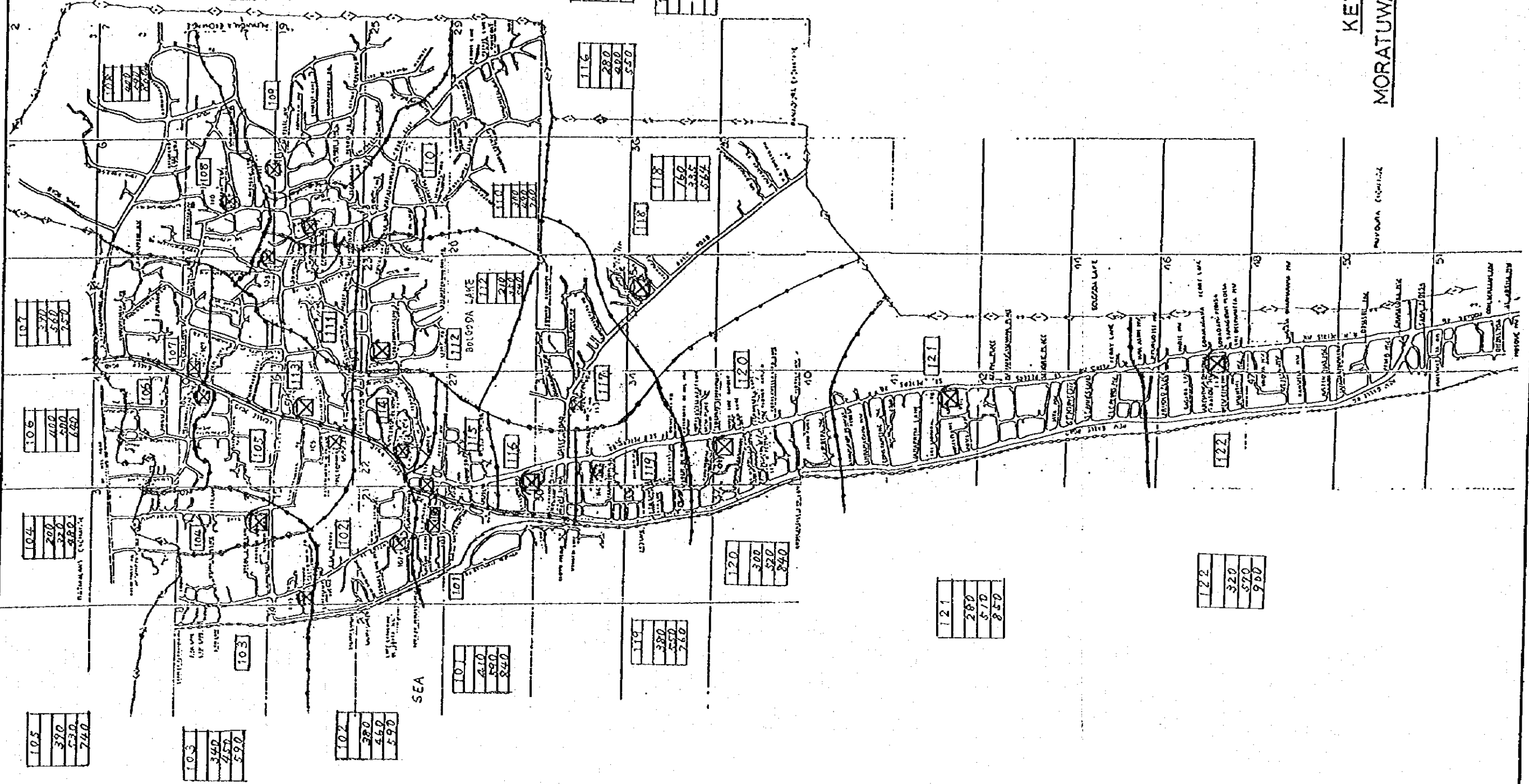
| |
|-----|
| 114 |
| 270 |
| 380 |
| 510 |

| |
|-----|
| 109 |
| 250 |
| 320 |
| 450 |

PITRABALA EXCHANGE AREA

| |
|-----|
| 115 |
| 320 |
| 400 |
| 510 |

| |
|-----|
| 117 |
| 260 |
| 450 |
| 720 |



KEY MAP
MORATUWA EXCHANGE

| |
|-----|
| 105 |
| 390 |
| 530 |
| 740 |

| |
|-----|
| 103 |
| 340 |
| 450 |
| 590 |

| |
|-----|
| 102 |
| 380 |
| 460 |
| 590 |

| |
|-----|
| 101 |
| 410 |
| 590 |
| 840 |

| |
|-----|
| 104 |
| 200 |
| 320 |
| 580 |

| |
|-----|
| 106 |
| 400 |
| 500 |
| 660 |

| |
|-----|
| 107 |
| 370 |
| 560 |
| 750 |

| |
|-----|
| 104 |
| 200 |
| 320 |
| 580 |

| |
|-----|
| 102 |
| 380 |
| 460 |
| 590 |

| |
|-----|
| 101 |
| 410 |
| 590 |
| 840 |

| |
|-----|
| 112 |
| 210 |
| 290 |
| 420 |

| |
|-----|
| 112 |
| 210 |
| 290 |
| 420 |

| |
|-----|
| 110 |
| 270 |
| 350 |
| 480 |

| |
|-----|
| 108 |
| 240 |
| 320 |
| 450 |

| |
|-----|
| 116 |
| 280 |
| 400 |
| 550 |

| |
|-----|
| 118 |
| 160 |
| 335 |
| 554 |

| |
|-----|
| 120 |
| 300 |
| 520 |
| 840 |

| |
|-----|
| 120 |
| 300 |
| 520 |
| 840 |

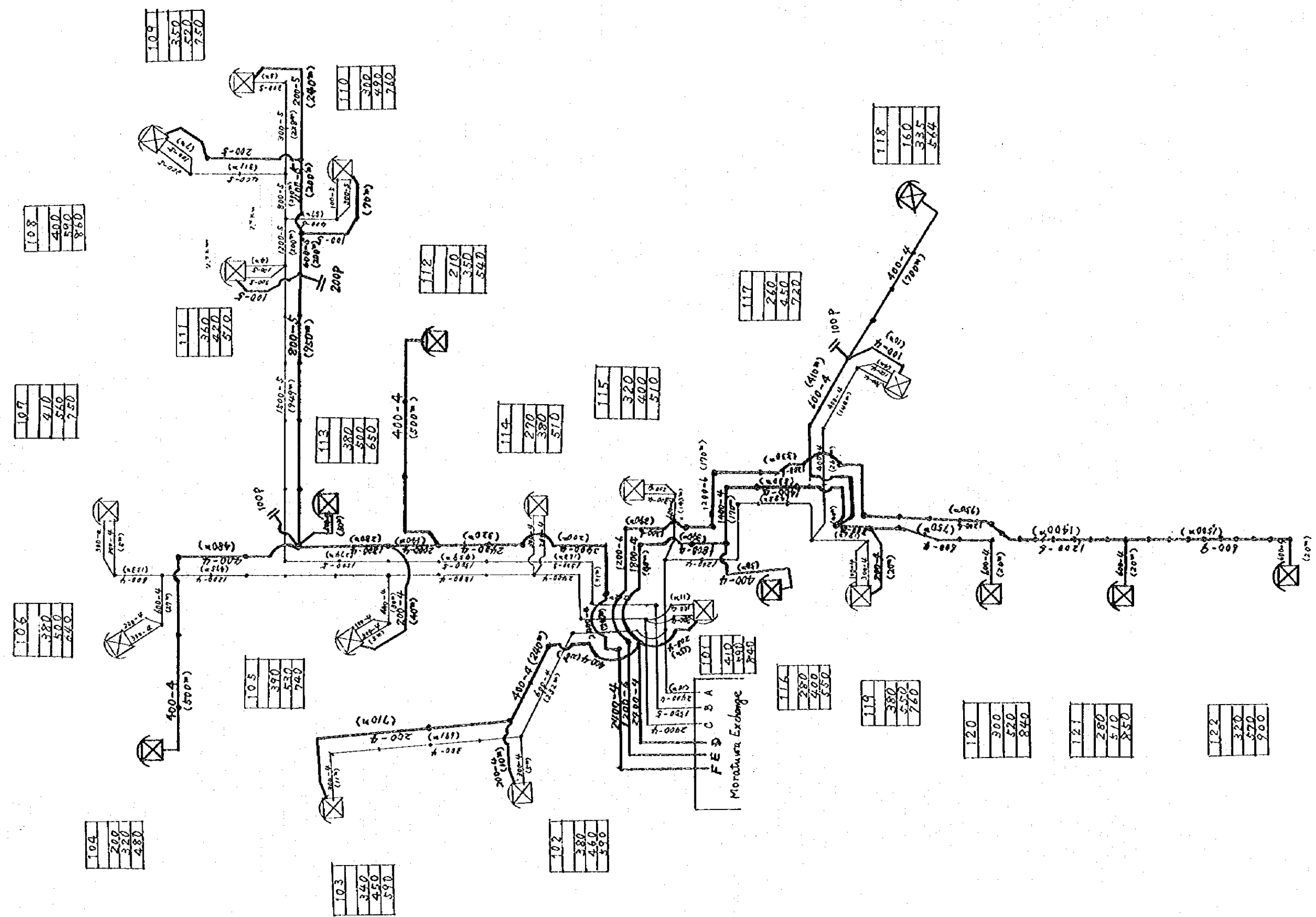
| |
|-----|
| 121 |
| 280 |
| 510 |
| 850 |

| |
|-----|
| 121 |
| 280 |
| 510 |
| 850 |

| |
|-----|
| 122 |
| 320 |
| 570 |
| 900 |

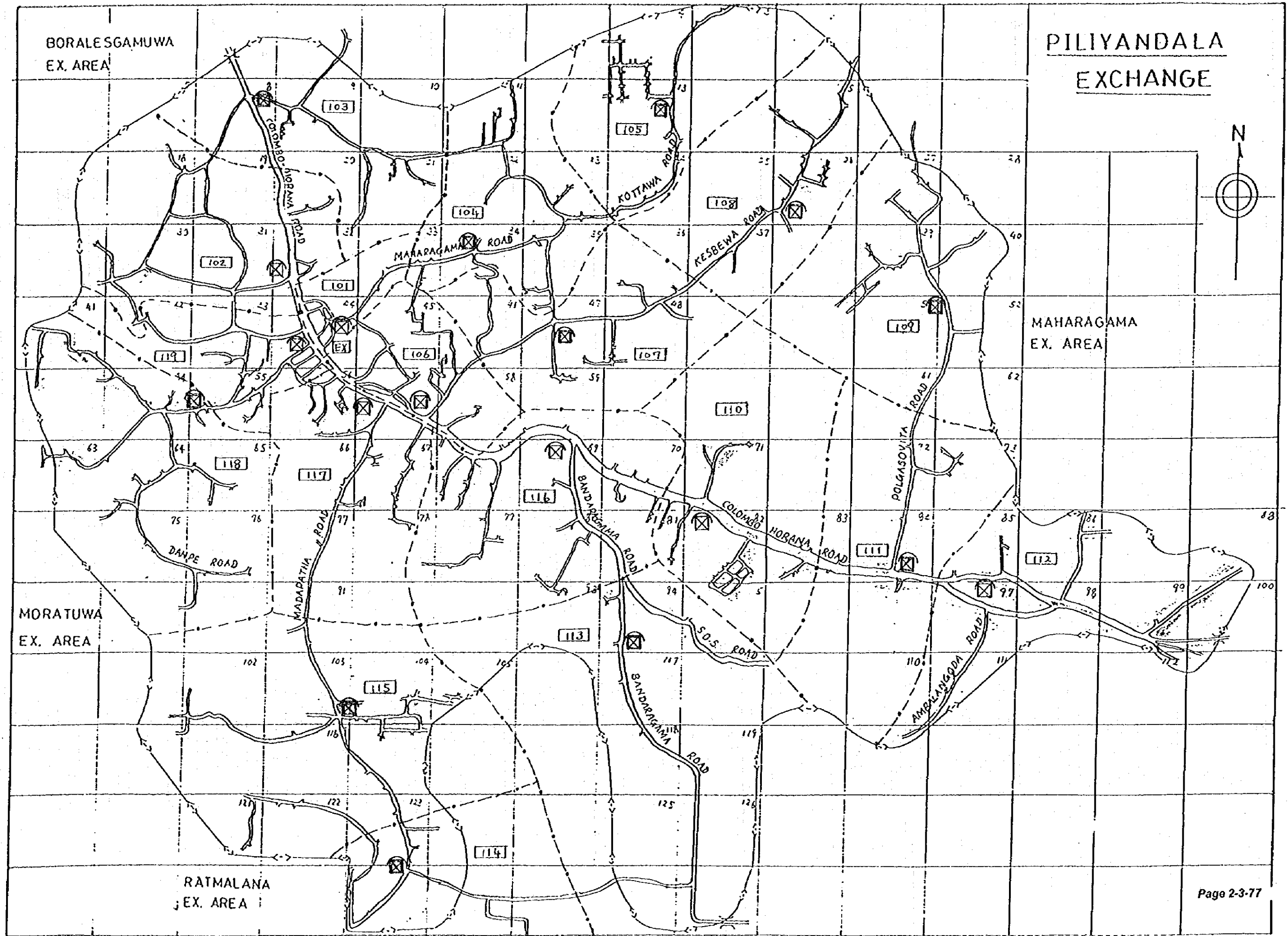
| |
|-----|
| 122 |
| 320 |
| 570 |
| 900 |

Moratuwa Exchange Area Primary Cable Plan



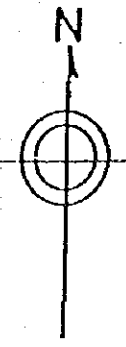
EXAMPLE DRAWINGS
FOR
PILYANDALA EXCHANGE AREA

- Key Map
- Primary Cable Plan
- Conduit Plan for Primary Cable



BORALESGAMUWA
EX. AREA

PILIYANDALA
EXCHANGE

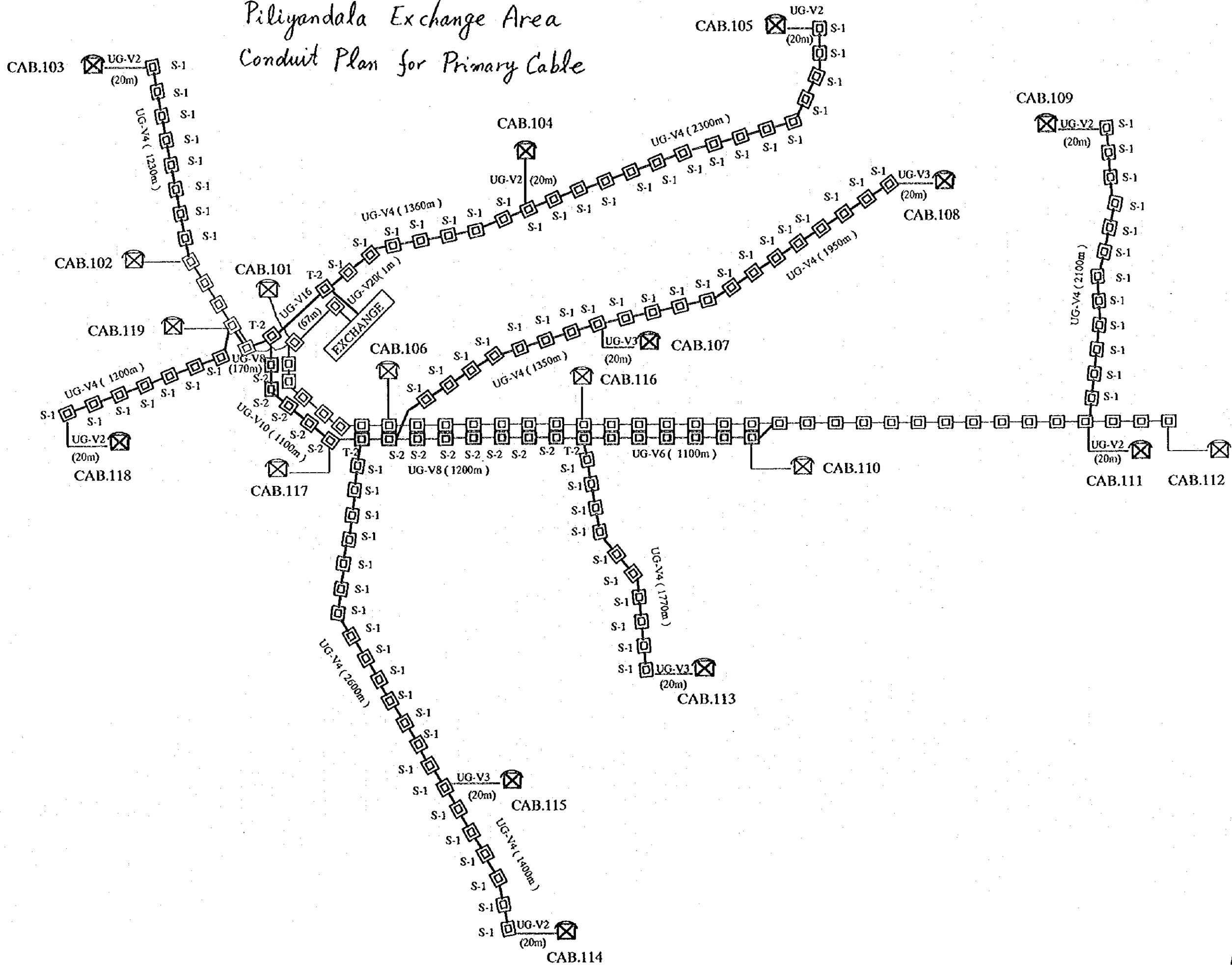


MAHARAGAMA
EX. AREA

MORATUWA
EX. AREA

RATMALANA
EX. AREA

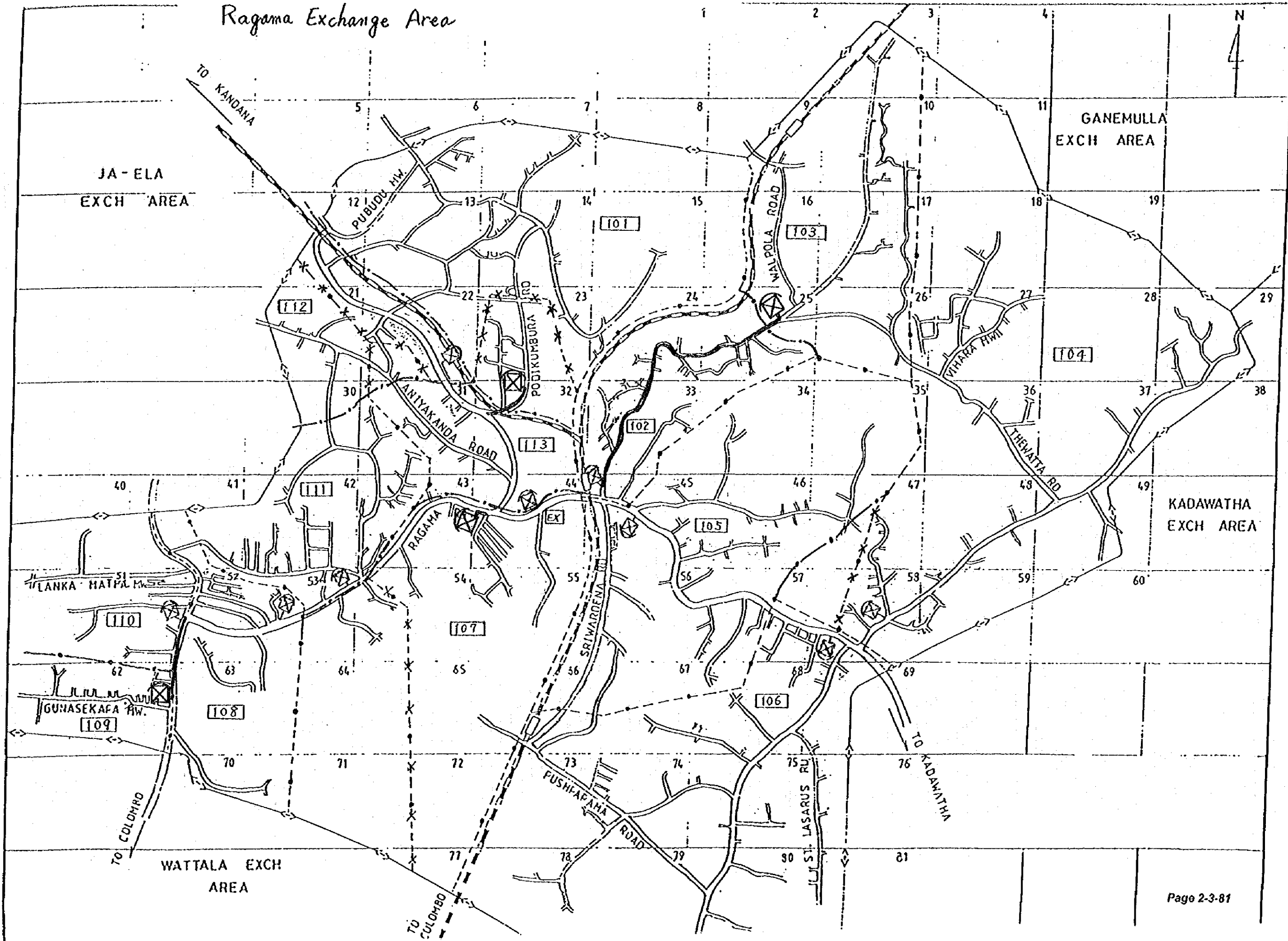
Piliyandala Exchange Area
 Conduit Plan for Primary Cable



EXAMPLE DRAWINGS
FOR
RAGAMA EXCHANGE AREA

- Key Map
- Primary Cable Plan
- Conduit Plan for Primary Cable

Ragama Exchange Area



JICA