

**VOLUME-IV DATA BOOK**

**PART 6**

**EXCHANGE LOCATION PLAN**

## Telephone Demand in Each District

District Name	DELS in 1994	Wait in 1994	Demand in 2000	Demand in 2005
Ampara	1,375	4,340	9,853	13,895
Anuradhapura	2,751	3,124	9,134	11,263
Badulla	4,287	2,576	9,073	11,410
Batticaloa	1,629	2,201	7,046	9,991
Colombo	117,556	67,446	333,652	489,919
Galle	3,698	7,003	20,188	28,417
Gampaha	12,415	42,215	99,922	149,238
Hambantota	2,074	1,661	6,856	9,296
Jaffna	0	3,821	21,042	30,032
Kalutara	4,257	8,387	20,907	30,570
Kandy	8,630	13,208	38,707	55,033
Kegalle	2,434	3,751	10,884	15,676
Kilinochchi	0	186	1,790	2,603
Kurunegala	3,942	7,379	19,198	26,489
Mannar	80	506	1,295	1,742
Matale	2,055	2,276	6,734	8,425
Matara	1,830	6,908	14,973	20,931
Monaragala	971	735	2,150	2,799
Mullaittivu	0	78	1,119	1,468
Nuwara Eliya	2,783	1,891	8,592	10,627
Polonnaruwa	796	1,457	3,567	4,580
Puttalam	2,243	4,204	11,013	15,304
Ratnapura	3,467	3,882	12,769	18,162
Trincomalee	375	589	5,384	7,613
Vavuniya	18,542	29,905	2,279	3,053
<b>Total</b>	<b>198,190</b>	<b>219,729</b>	<b>678,127</b>	<b>978,536</b>

Source : Team Study

"Exchange Location Plan" is shown in the following district-based drawings.

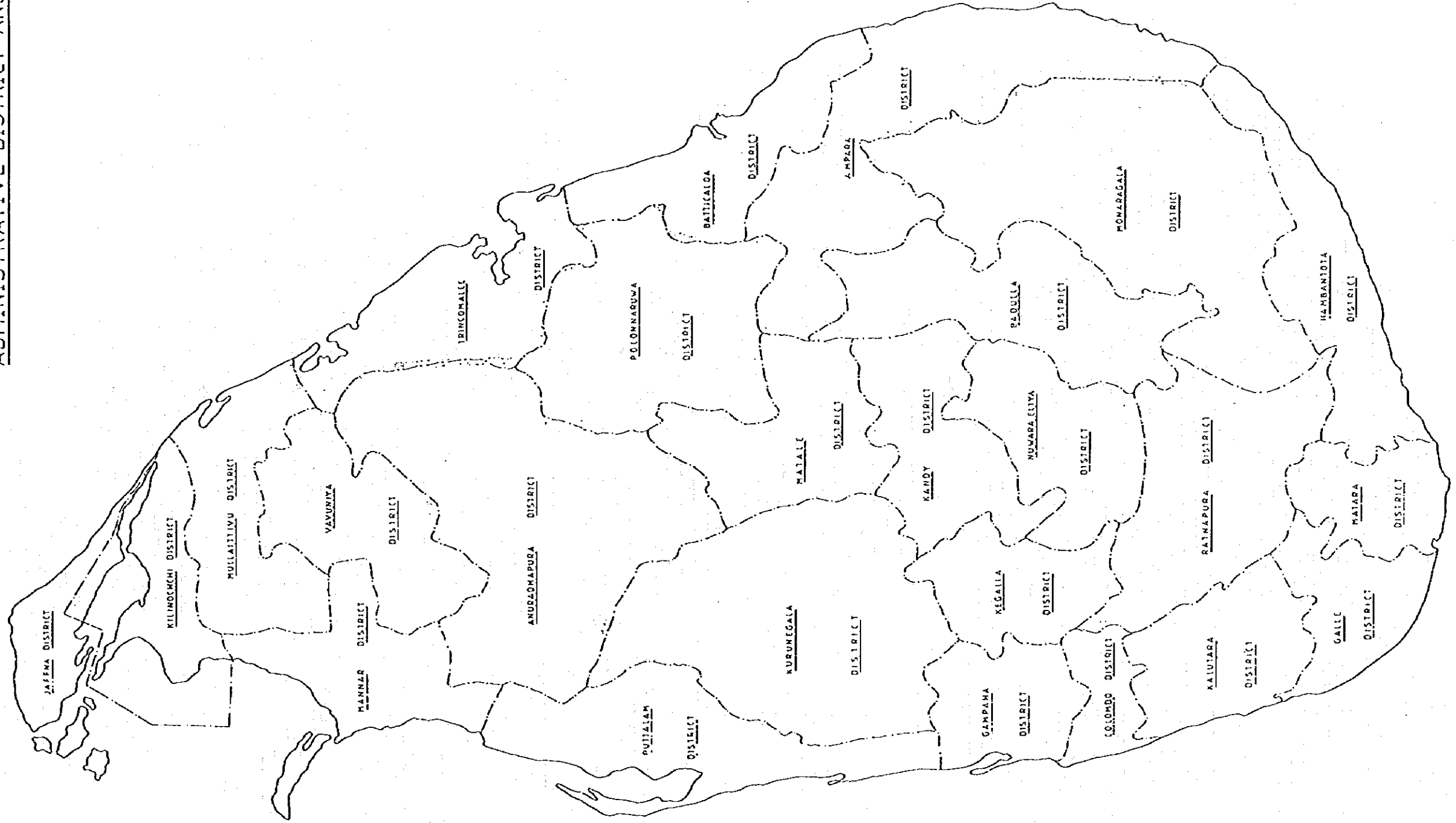
## Reference : Telephone Service Provision Plan

SSC Name	No. of Exchanges				Total
	Existing	On-Going	New Plan	WLL	
Ampara	1	5	2	2	10
Anuradhapura	12	2	4	1	19
Awissawella	6	0	1	0	7
Badulla	11	0	3	4	18
Bandarawela	5	0	1	0	6
Batticaloa	2	3	2	2	9
Chilaw	10	0	1	8	19
Colombo	26	3	0	0	29
Galle	11	0	2	1	14
Gampaha	13	1	0	0	14
Hambantota	15	1	1	0	17
Hatton	8	1	0	0	9
Jaffna	0	0	25	1	26
Kalmune	2	3	0	0	5
Kalutara	10	4	1	0	15
Kandy	12	7	1	2	22
Kegalle	7	1	0	0	8
Kurunegala	13	1	9	1	24
Mannar	1	2	1	8	12
Matale	10	3	0	1	14
Matara	13	1	1	3	18
Nawalapitiya	4	0	1	0	5
Negombo	6	2	0	0	8
Nuwera Eliya	9	0	0	0	9
Po'onnaruwa	2	5	1	7	15
Ratnapura	8	1	1	2	12
Tincomalee	6	0	0	7	13
Vavuniya	1	1	10	8	20
<b>Total</b>	<b>224</b>	<b>47</b>	<b>68</b>	<b>58</b>	<b>397</b>

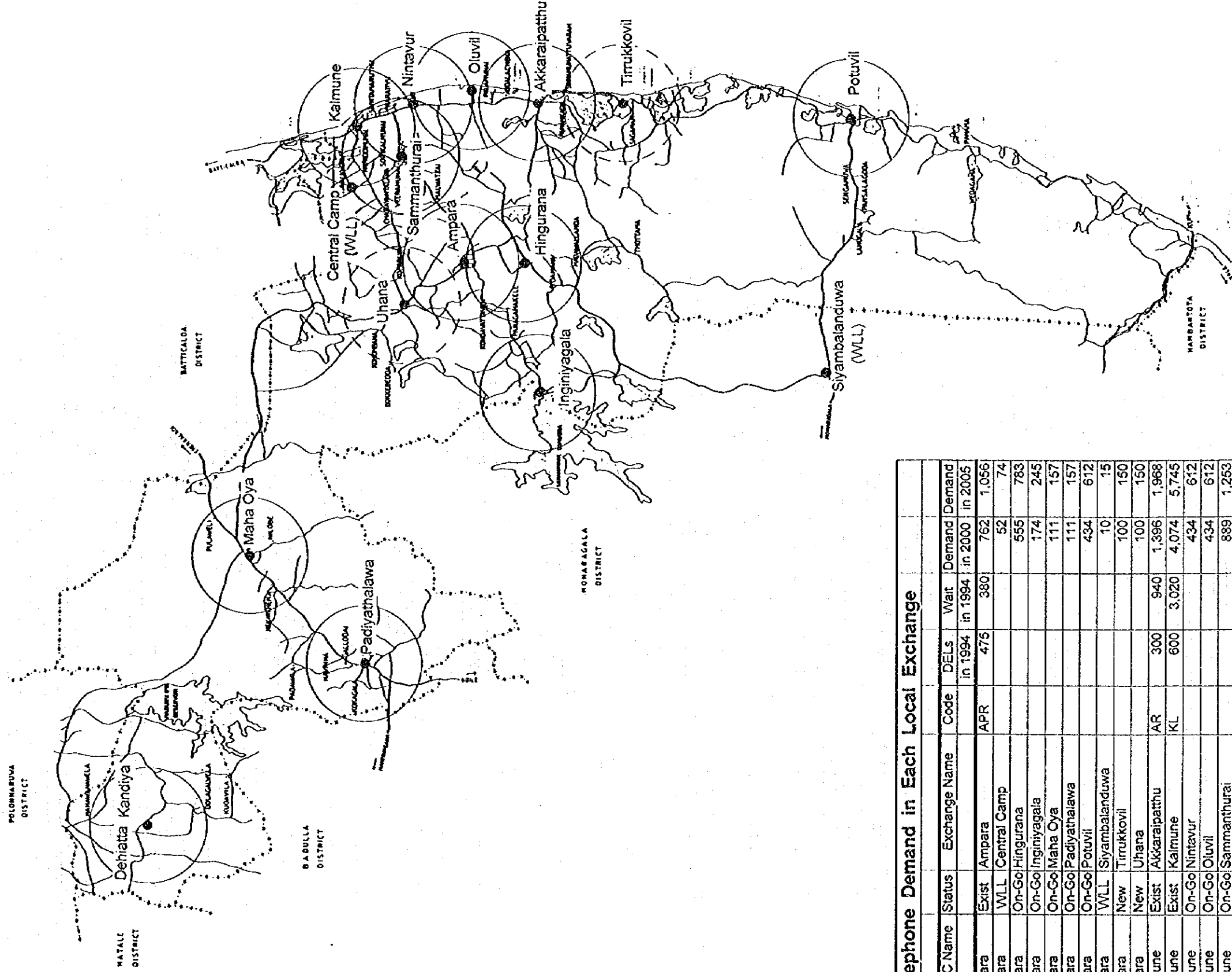

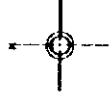
Note) Existing : Existing Exchanges  
On-going : Exchanges being established in On-Going Projects  
New Plan : Exchanges planned in this master plan  
WLL : Base stations of Wireless Local Loop  
(including Existing, On-Going and New Plan)

Source Team Study

SRI LANKA  
ADMINISTRATIVE DISTRICT AREAS

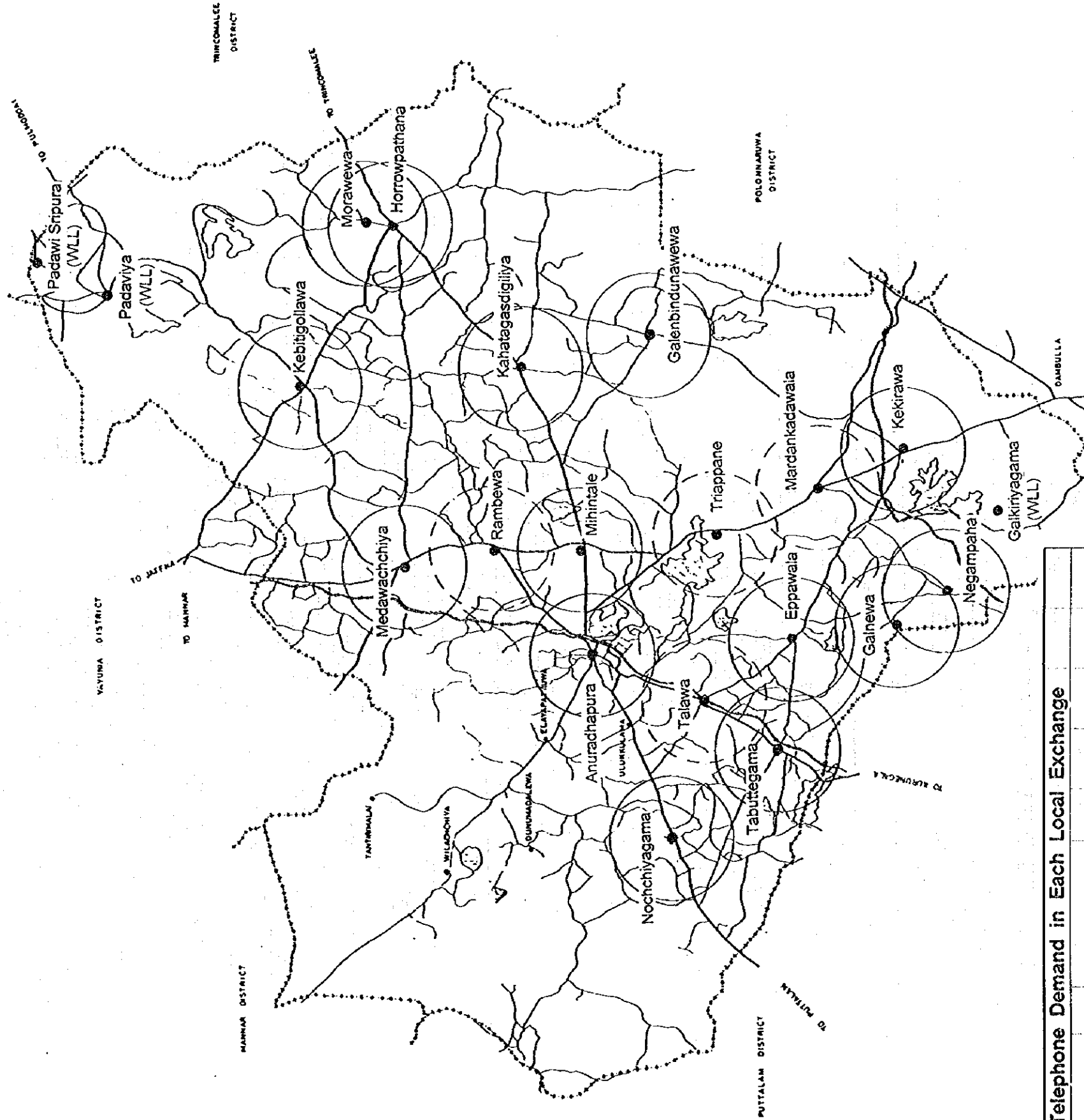
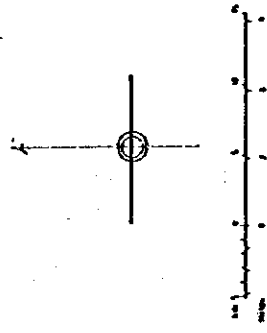


# AMPARA DISTRICT



Telephone Demand in Each Local Exchange						
SSC Name	Status	Exchange Name	Code	DELS in 1994	Wait in 1994	Demand in 2005
Ampara	Exist	Ampara	APR	475	380	762
Ampara	WLL	Central Camp				52
Ampara	On-Go	Hingurana				555
Ampara	On-Go	Inginiyagala				174
Ampara	On-Go	Maha Oya				111
Ampara	On-Go	Padiyathalawa				111
Ampara	On-Go	Potuvil				434
Ampara	WLL	Siyambalanduwa				10
Ampara	New	Tirukkoviil				100
Ampara	New	Uhana				100
Kalmunne	Exist	Akkaraipattu	AR	300	940	1,396
Kalmunne	Exist	Kalmunne	KL	600	3,020	4,074
Kalmunne	On-Go	Nintavur				434
Kalmunne	On-Go	Oluvil				434
Kalmunne	On-Go	Sammanthurai				889
Polonnaruwa	On-Go	Dehiatta Kandiya				217
Sub-Total				1,375	4,340	9,853
						13,895

# ANURADHAPURA DISTRICT

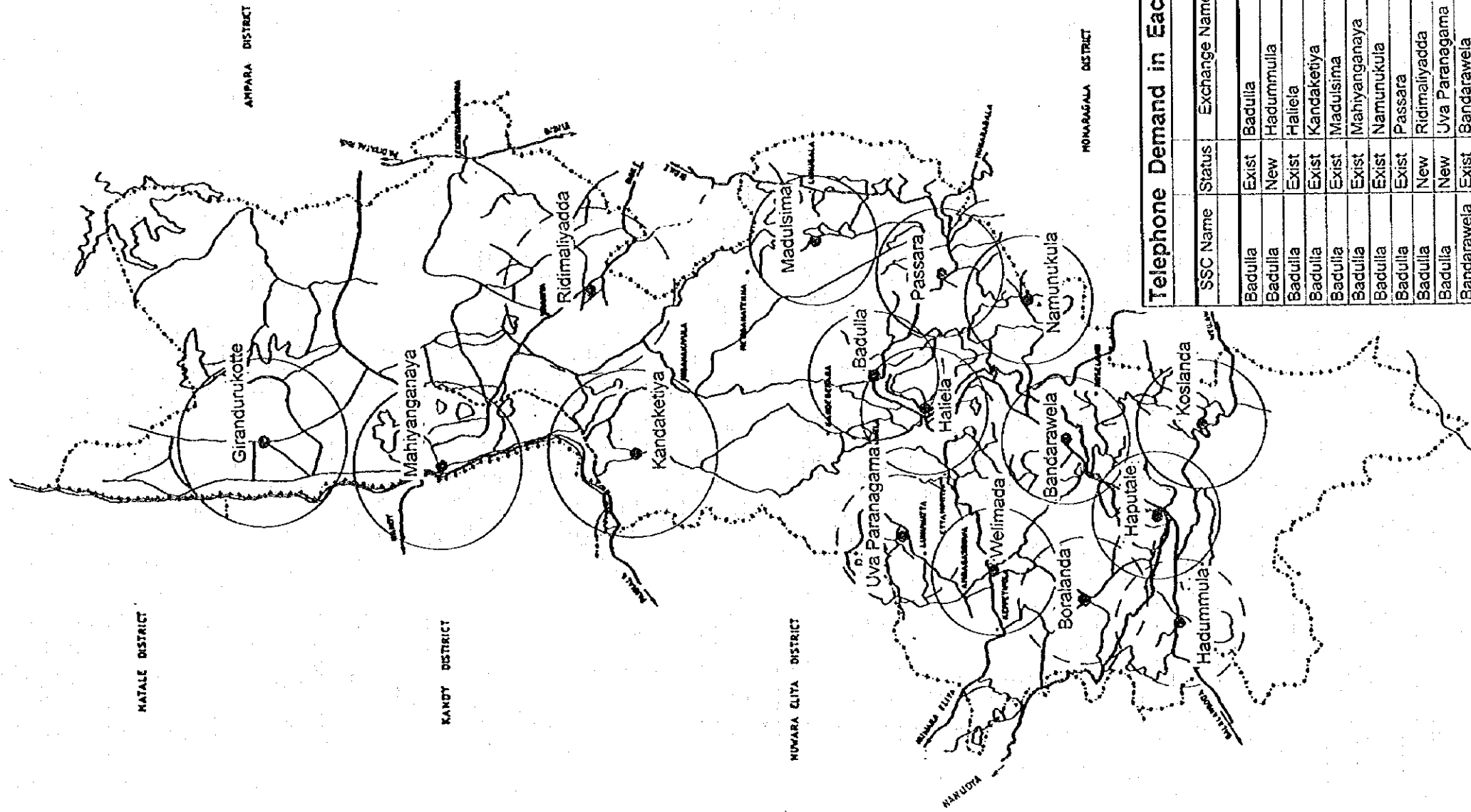
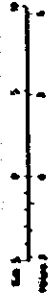


**Telephone Demand in Each Local Exchange**

SSC Name	Status	Exchange Name	Code	DEs in 1994	Wait in 1994	Demand in 2000	Demand in 2005
Anuradhapura	Exist	Anuradhapura	XA	1,492	1,806	4,772	5,766
Anuradhapura	Exist	Eppawala	EPA	102	168	376	463
Anuradhapura	Exist	Galenbindunawewa	GLE	77	67	200	246
Anuradhapura	WLL	Galkiriyagama	GLN	32	42	30	50
Anuradhapura	Exist	Galnawa	HRP	82	61	199	127
Anuradhapura	Exist	Horowpathana	KGD	89	84	240	296
Anuradhapura	Exist	Kahatagasdigiliya	KBT	40	41	113	139
Anuradhapura	Exist	Kebitigollawa	KWA	349	355	979	1,207
Anuradhapura	Exist	Kekirawa	MWI	108	69	100	150
Anuradhapura	New	Mardankadawala				246	303
Anuradhapura	Exist	Medawachchiya					

SSC Name	Status	Exchange Name	Code	DEs in 1994	Wait in 1994	Demand in 2000	Demand in 2005
Anuradhapura	Exist	Mihintale	MTE	107	102	290	358
Anuradhapura	On-Go	Morawewa	MRW	0	0	46	57
Anuradhapura	On-Go	Negampaha	NCH	90	92	92	113
Anuradhapura	Exist	Nochchiyagama	TBT	183	229	573	707
Anuradhapura	New	Rambewa				100	150
Anuradhapura	Exist	Tabuttagama				100	150
Anuradhapura	New	Talawa				100	150
Anuradhapura	New	Triappane				100	150
Vavuniya	WLL	Padaviya	PDY	0	6	176	217
Vavuniya	WLL	Padawi Sripura	PSP	0	2	46	57
Sub-Total				2,751	3,124	9,134	11,263

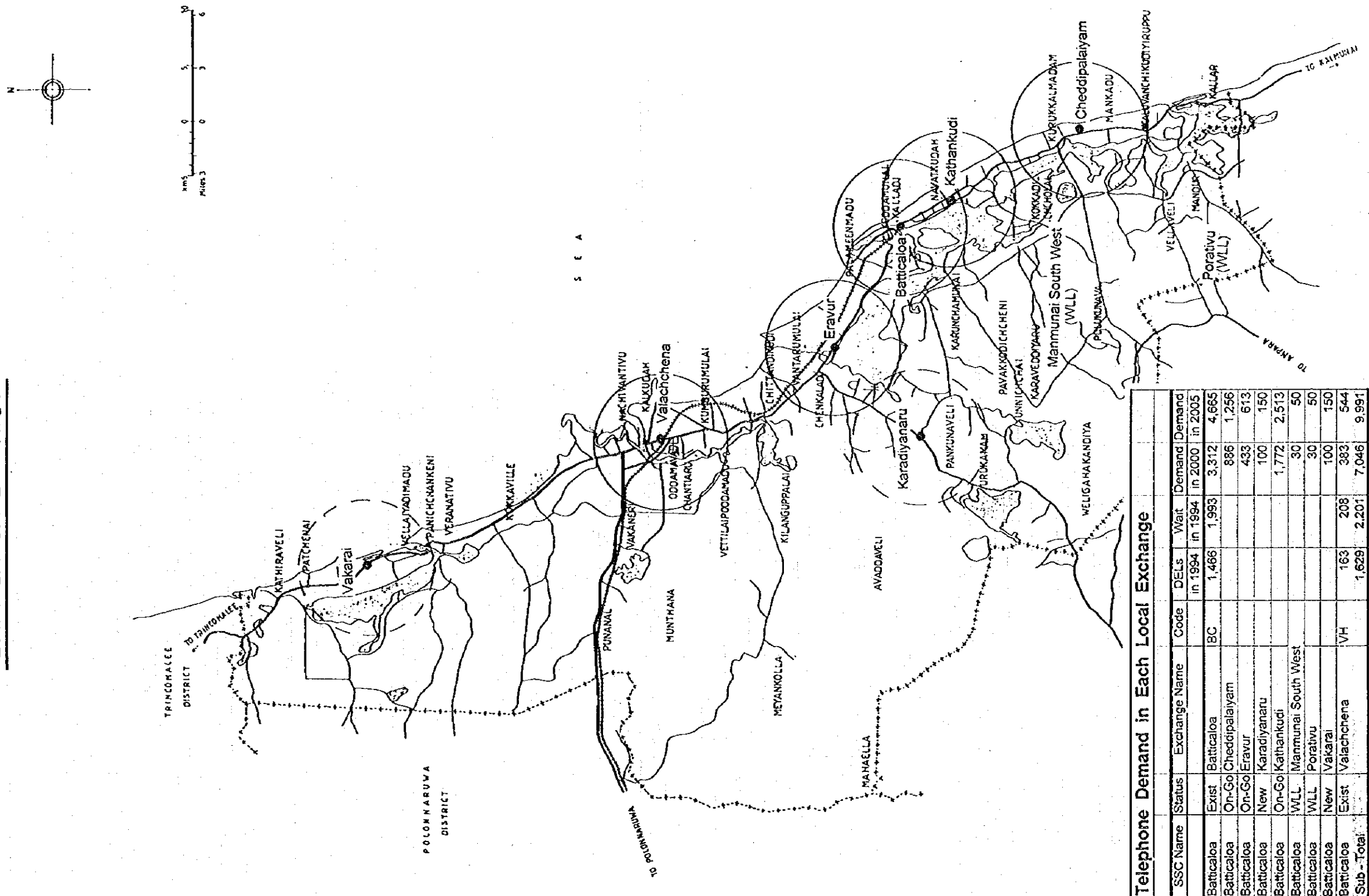
**BADULLA DISTRICT**



**Telephone Demand in Each Local Exchange**

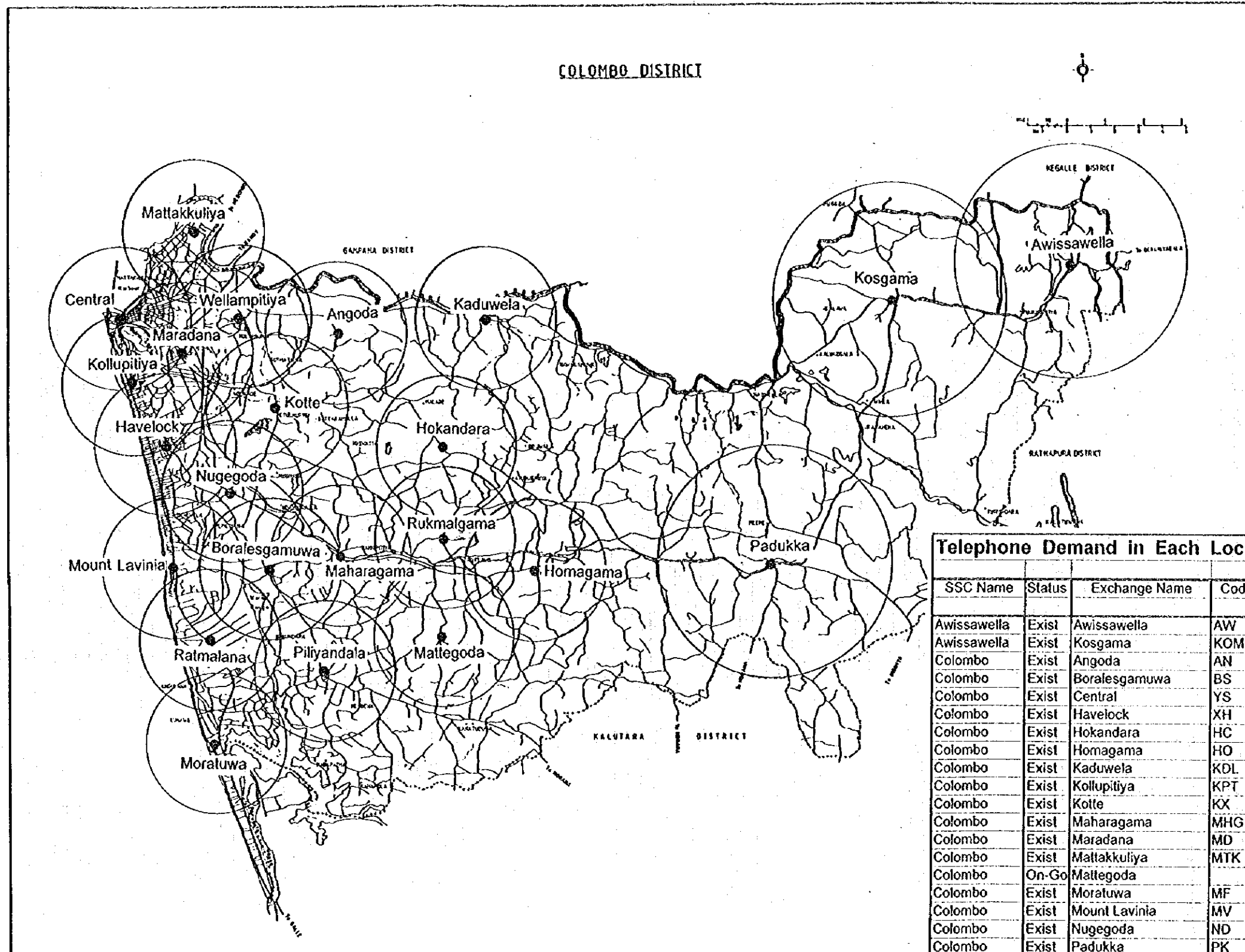
SSC Name	Status	Exchange Name	Code	DELS in 1994	Wait in 1994	Demand in 2000	Demand in 2005
Badulla	Exist	Badulla	BD	1,485	681	2,931	3,612
Badulla	New	Hadummulla				100	150
Badulla	Exist	Haliela	HE	214	167	568	715
Badulla	Exist	Kandaketiya	KDT	67	18	126	159
Badulla	Exist	Madulisima	MM	97	32	192	241
Badulla	Exist	Mahiyanganaya	MYN	396	59	678	853
Badulla	Exist	Namunukula	NM	46	8	80	101
Badulla	Exist	Passara	PJ	202	131	496	624
Badulla	New	Ridimaliyadda				100	150
Badulla	New	Uva Paranagama				100	150
Bandarawela	Exist	Bandarawela	BW	1,174	934	3,045	3,805
Bandarawela	New	Boralanta				100	150
Bandarawela	Exist	Haputale	HP	195	64	401	496
Bandarawela	Exist	Koslanda	KD	43	25	102	128
Bandarawela	Exist	Welimada	WM	368	457	1,275	1,577
Polonnaruwa	On-Go	Girandurukotte				455	572
Sub-Total				4,287	2,576	9,073	11,410

# BATTICALOA DISTRICT



SSC Name	Status	Exchange Name	Code	DELS in 1994	Wait in 1994	Demand in 2000	Demand in 2005
Batticaloa	Exist	Batticaloa	BC	1,466	1,993	3,312	4,665
Batticaloa	On-Go	Cheddipalaiyam				886	1,256
Batticaloa	On-Go	Eravur				433	613
Batticaloa	New	Karadiyanaru				100	150
Batticaloa	On-Go	Kathankudi				1,772	2,513
Batticaloa	WLL	Manmunai South West				30	50
Batticaloa	WLL	Porativu				30	50
Batticaloa	New	Vakarai				100	150
Batticaloa	Exist	Valachchena	VH	163	208	383	544
Sub - Total				1,629	2,201	7,046	9,991

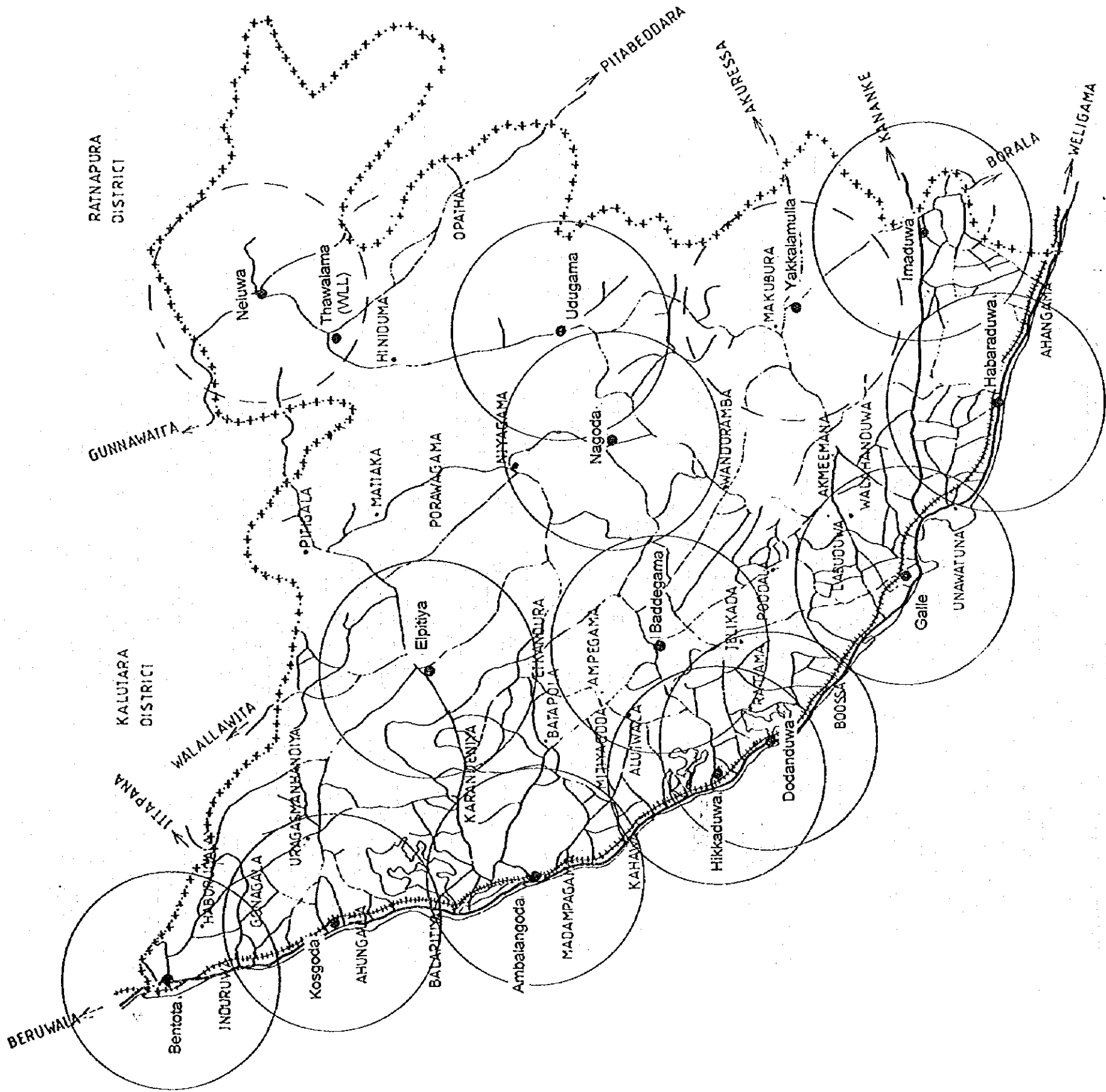




**Telephone Demand in Each Local Exchange**

SSC Name	Status	Exchange Name	Code	DELs in 1994	Wait in 1994	Demand in 2000	Demand in 2005
Awissawella	Exist	Awissawella	AW	569	675	2,219	3,258
Awissawella	Exist	Kosgama	KOM	416	666	1,932	2,837
Colombo	Exist	Angoda	AN	326	1,828	3,844	5,644
Colombo	Exist	Boralessgamuwa	BS	1,473	1,091	4,578	6,722
Colombo	Exist	Central	YS	35,428	8,678	78,730	115,604
Colombo	Exist	Havelock	XH	17,885	4,650	40,227	59,068
Colombo	Exist	Hokandara	HC	178	1,265	2,576	3,782
Colombo	Exist	Homagama	HO	482	2,044	4,508	6,619
Colombo	Exist	Kaduwela	KDL	193	1,249	2,572	3,777
Colombo	Exist	Kollupitiya	KPT	4,047	2,723	12,085	17,744
Colombo	Exist	Kotte	KX	7,158	9,398	29,554	43,396
Colombo	Exist	Maharagama	MHG	1,543	7,470	16,088	23,623
Colombo	Exist	Maradana	MD	13,506	4,176	31,563	46,345
Colombo	Exist	Mattakkuliya	MTK	2,335	1,464	6,780	9,955
Colombo	On-Go	Mattegoda				2,562	3,763
Colombo	Exist	Moratuwa	MF	1,467	3,254	8,428	12,375
Colombo	Exist	Mount Lavinia	MV	11,383	4,396	28,169	41,363
Colombo	Exist	Nugegoda	ND	12,965	5,210	32,444	47,639
Colombo	Exist	Padukka	PK	158	707	1,545	2,268
Colombo	Exist	Piliyandala	PYL	587	3,924	8,051	11,822
Colombo	Exist	Ratmalana	RM	5,015	1,024	10,780	15,829
Colombo	On-Go	Rukmalgama				854	1,254
Colombo	Exist	Wellampitiya	WI	442	1,554	3,563	5,232
<b>Sub - Total</b>				<b>117,556</b>	<b>67,446</b>	<b>333,652</b>	<b>489,919</b>

# GALLE DISTRICT

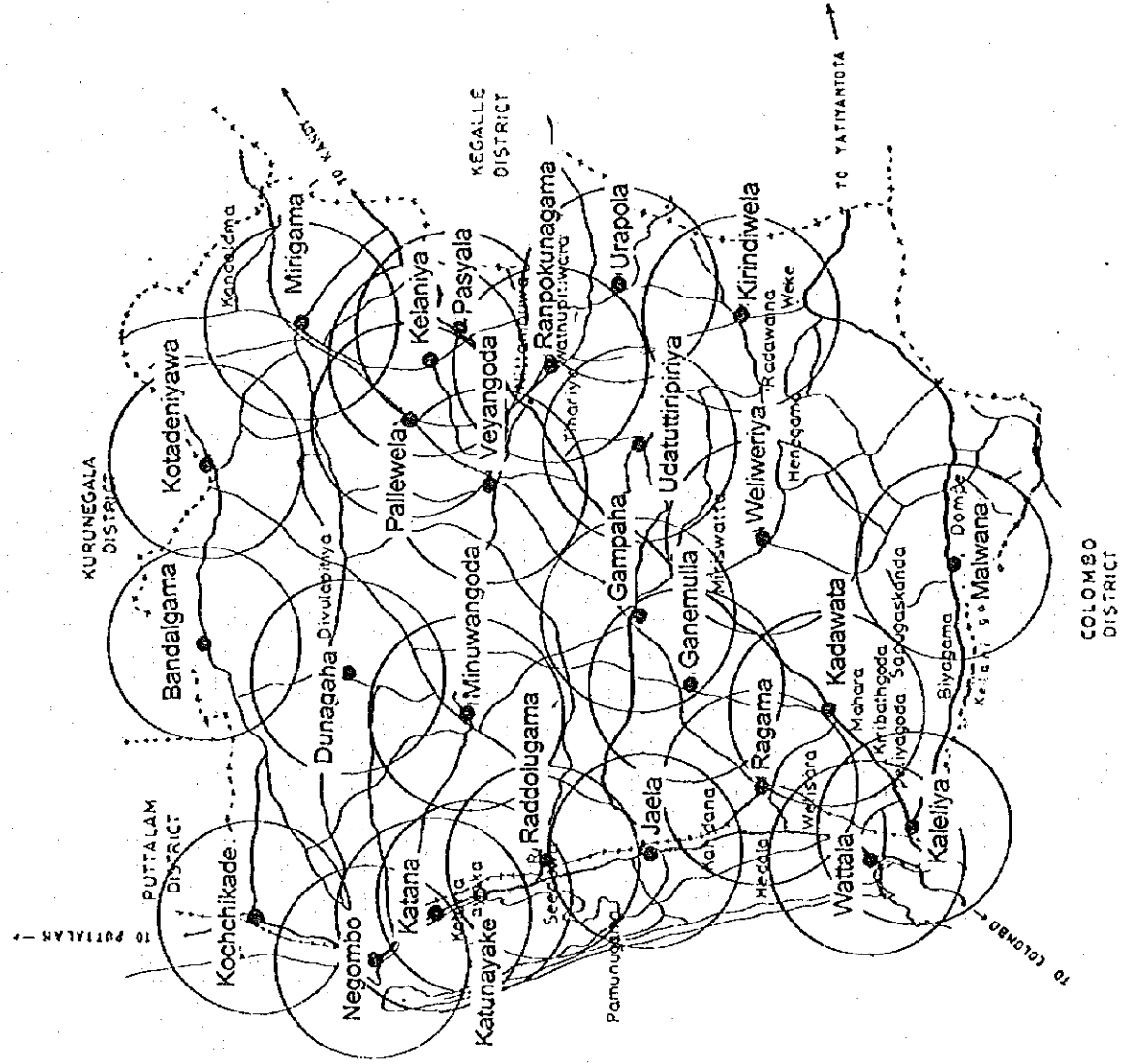




**Telephone Demand in Each Local Exchange**

SSC Name	Status	Exchange Name	Code	DELS		Wait	Demand	
				in 1994	in 2000		in 1994	in 2005
Galle	Exist	Ambalangoda	AG	424	993	993	2,447	3,445
Galle	Exist	Baddegama	BE	161	286	286	771	1,086
Galle	Exist	Dodanduwa	DU	15	0	0	26	37
Galle	Exist	Elpitiya	EP	195	410	410	1,046	1,472
Galle	Exist	Galle	GL	1,890	3,011	3,011	8,234	11,565
Galle	Exist	Habaraduwa	HD	216	297	297	887	1,248
Galle	Exist	Hikkaduwa	HKD	216	666	666	1,524	2,145
Galle	Exist	Imaduwa	IM	50	151	151	347	488
<b>Sub - Total</b>				<b>50</b>	<b>151</b>	<b>151</b>	<b>347</b>	<b>488</b>

SSC Name	Status	Exchange Name	Code	DELS		Wait	Demand	
				in 1994	in 2000		in 1994	in 2005
Galle	Exist	Kosgoduwa	KOD	97	204	204	521	733
Galle	Exist	Nagoda	NF	50	52	52	176	247
Galle	New	Neluwa					100	150
Galle	WLL	Thawalama					30	50
Galle	Exist	Uduwagama	UM	79	237	237	545	767
Galle	New	Yakkalamulla					100	150
Kalutara	Exist	Bentota	BT	305	696	696	1,728	2,433
<b>Sub - Total</b>				<b>3,698</b>	<b>7,003</b>	<b>7,003</b>	<b>20,188</b>	<b>28,417</b>

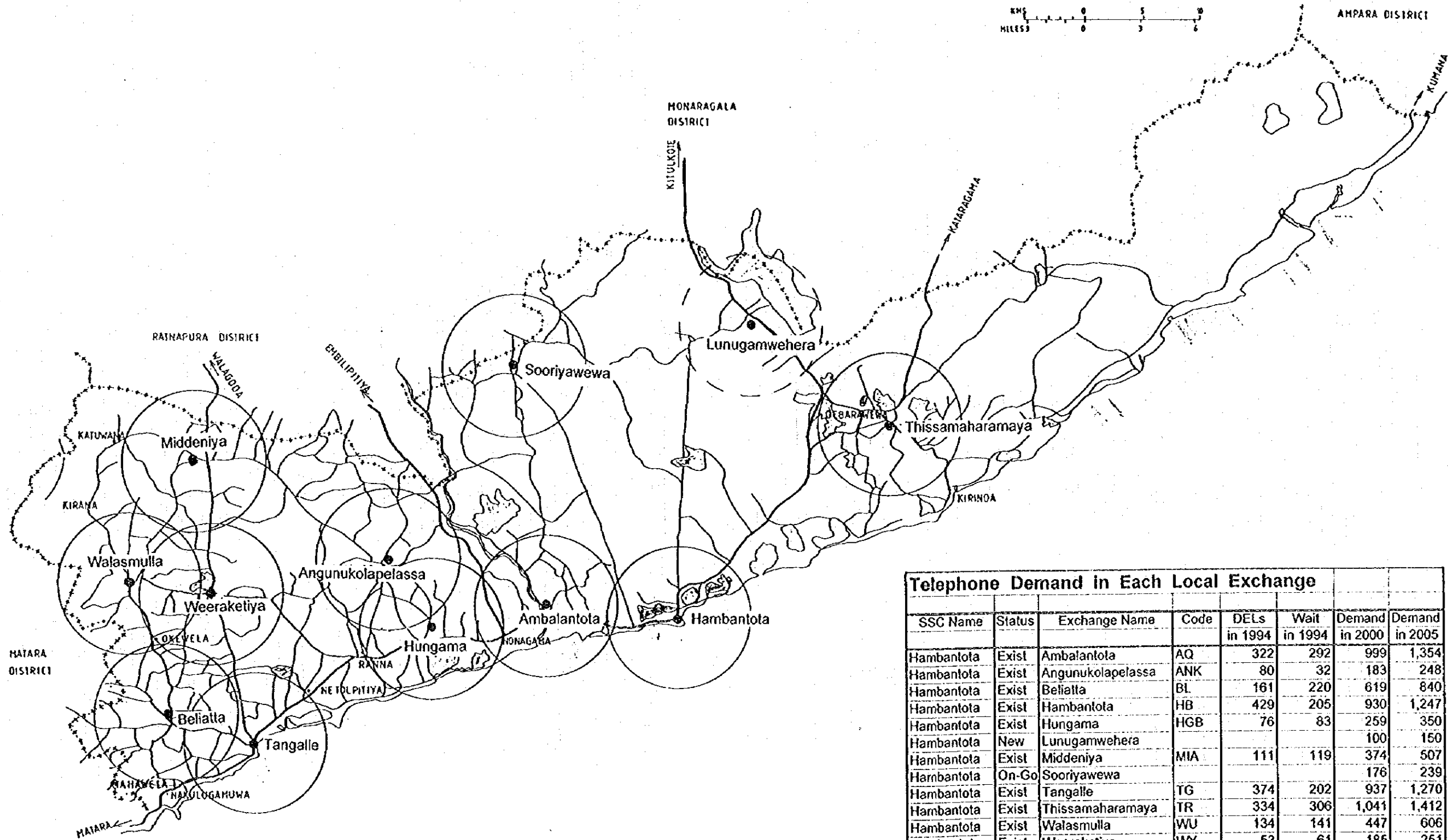
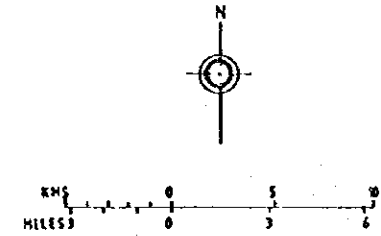
# GAMPAHA DISTRICT



**Telephone Demand in Each Local Exchange**

SSC Name	Status	Exchange Name	Code	DELS in 1994	Wait in 1994	Demand in 2000	Demand in 2005
Colombo	Exist	Jaela	JL	1,323	4,349	9,797	14,632
Colombo	Exist	Kadawata	KDW	656	3,130	6,540	9,767
Colombo	Exist	Katunayake	KTY	1,687	2,912	7,946	11,869
Colombo	Exist	Kelaniya	KI	1,541	5,708	12,523	18,704
Colombo	Exist	Maliwana	MAL	419	980	2,416	3,608
Colombo	On-Go	Minuwangoda				2,375	3,547
Colombo	Exist	Ragama	RG	461	1,990	4,238	6,329
Colombo	Exist	Wattala	WT	1,374	4,402	9,976	14,900
Gampaha	Exist	Gampaha	GQ	1,076	5,295	11,004	16,435
Gampaha	Exist	Ganemulla	GE	44	1,196	2,142	3,200
Gampaha	Exist	Kaleliya	KAL	4	168	293	437
Gampaha	Exist	Kirindiwela	KWL	122	546	1,152	1,721
Gampaha	Exist	Kotadeniyawa	KDY	7	156	284	424
Gampaha	Exist	Mirigama	MI	189	863	1,821	2,721
Gampaha	Exist	Pallewela	PLA	40	121	274	409
Gampaha	Exist	Pasyala		0	324	558	833
Gampaha	On-Go	Raddolugama				2,544	3,800
Gampaha	Exist	Ranpokunagama	RPK	130	828	1,662	2,467
Gampaha	Exist	Udatuttiripitiya	UDT	4	143	255	381
Gampaha	Exist	Urapola	UO	9	0	19	28
Gampaha	Exist	Veyangoda	VG	352	2,522	4,964	7,414
Gampaha	Exist	Weliveriya	VR	137	638	1,340	2,001
Negombo	Exist	Badalgama	BOL	68	156	387	578
Negombo	Exist	Dunagaha	DJ	293	639	1,614	2,410
Negombo	On-Go	Katana				418	624
Negombo	Exist	Kochchikade	KC	542	1,337	3,453	5,158
Negombo	Exist	Negombo	NE	1,937	3,812	9,937	14,841
<b>Sub - Total</b>				<b>12,415</b>	<b>42,215</b>	<b>99,922</b>	<b>149,238</b>

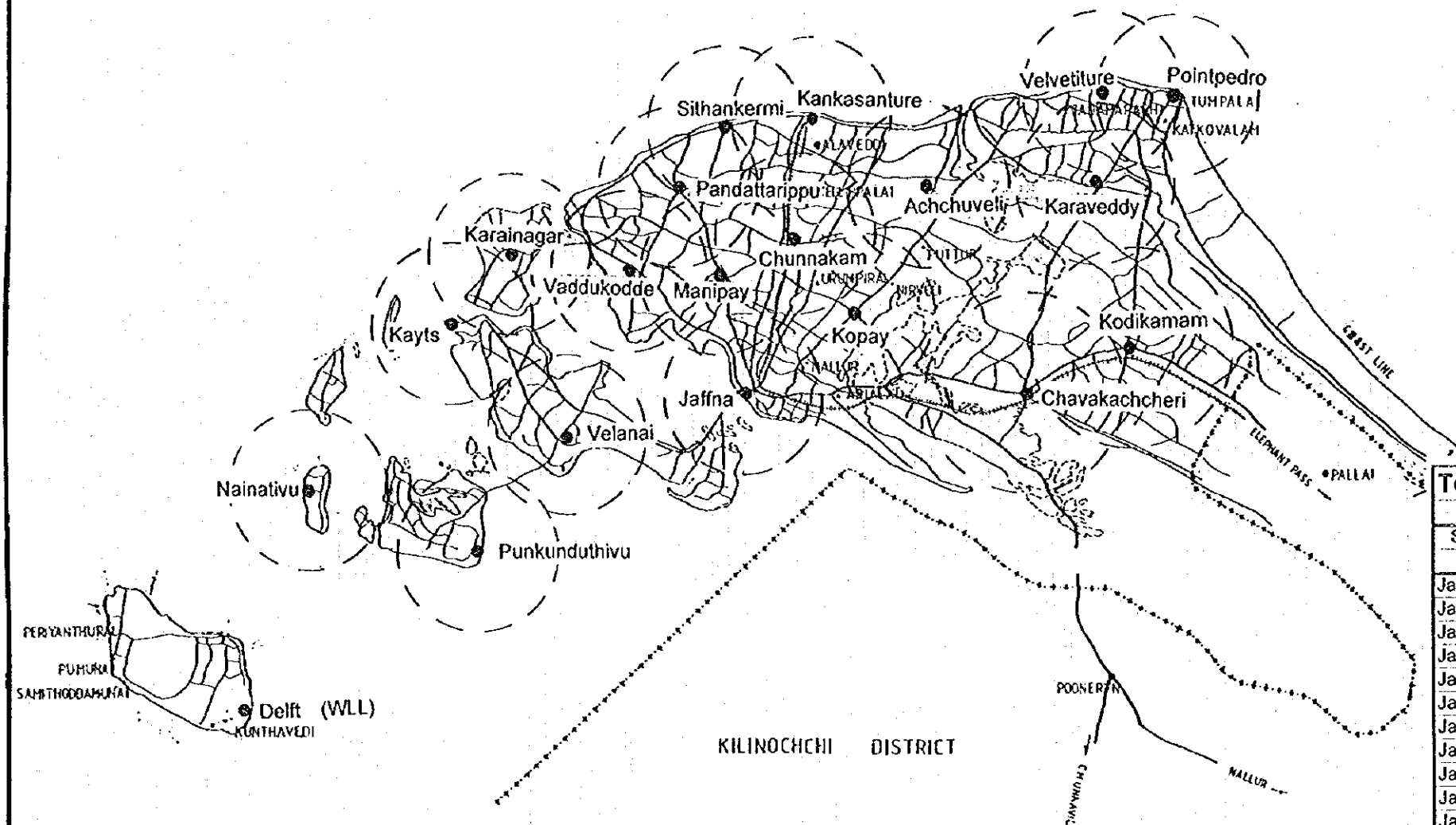
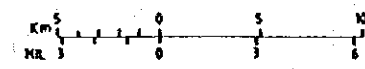
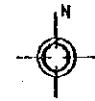
# HAMBANTOTA DISTRICT



**Telephone Demand in Each Local Exchange**

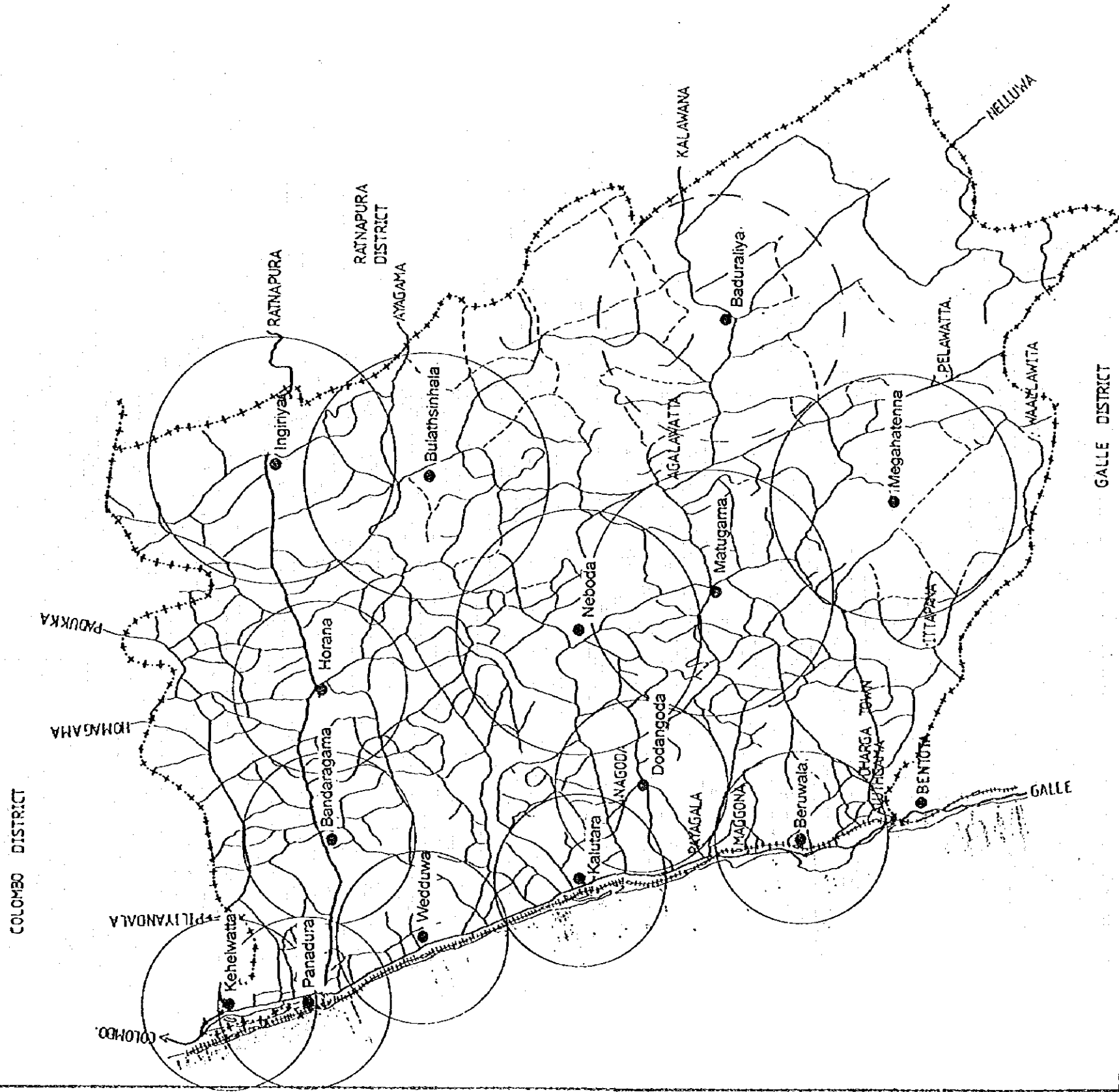
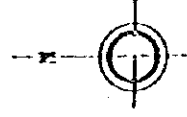
SSC Name	Status	Exchange Name	Code	DEls in 1994	Wait in 1994	Demand in 2000	Demand in 2005
Hambantota	Exist	Ambalantota	AQ	322	292	999	1,354
Hambantota	Exist	Angunukolapelassa	ANK	80	32	183	248
Hambantota	Exist	Beliatta	BL	161	220	619	840
Hambantota	Exist	Hambantota	HB	429	205	930	1,247
Hambantota	Exist	Hungama	HGB	76	83	259	350
Hambantota	New	Lunugamwehera				100	150
Hambantota	Exist	Middeniya	MIA	111	119	374	507
Hambantota	On-Go	Sooriyawewa				176	239
Hambantota	Exist	Tangalle	TG	374	202	937	1,270
Hambantota	Exist	Thissamaharamaya	TR	334	306	1,041	1,412
Hambantota	Exist	Walasmulla	WU	134	141	447	606
Hambantota	Exist	Weeraketiya	WY	53	61	185	251
<b>Sub - Total</b>				<b>2,074</b>	<b>1,681</b>	<b>6,856</b>	<b>9,296</b>

# JAFFNA DISTRICT



SSC Name	Status	Exchange Name	Code	DELS in 1994	Wait in 1994	Demand in 2000	Demand in 2005
Jaffna	New	Achchuveli	AV	0	44	240	342
Jaffna	New	Chavakachcheri	CV	0	111	607	866
Jaffna	New	Chunnakam	CK	0	185	1,012	1,445
Jaffna	WLL	Delft	DQ	0	3	16	23
Jaffna	New	Jaffna	JA	0	2,848	15,525	22,144
Jaffna	New	Kankasanture	KN	0	60	328	468
Jaffna	New	Karainagar	KRG	0	31	170	243
Jaffna	New	Karaveddy	KVD	0	58	318	453
Jaffna	New	Kayts	KB	0	40	219	312
Jaffna	New	Kopay	KPY	0	54	295	421
Jaffna	New	Kodikamam				100	150
Jaffna	New	Manipay	MY	0	59	322	459
Jaffna	New	Nainativu	NTV	0	4	21	30
Jaffna	New	Pandattarippu	PT	0	54	295	421
Jaffna	New	Pointpedro	PQ	0	123	673	961
Jaffna	New	Punkunduthivu	PUN	0	10	54	78
Jaffna	New	Sithankermi				100	150
Jaffna	New	Vaddukodde	VK	0	59	322	460
Jaffna	New	Velanai	VI	0	19	103	147
Jaffna	New	Velvetiture	VL	0	59	322	459
<b>Sub - Total</b>				<b>0</b>	<b>3,821</b>	<b>21,042</b>	<b>30,032</b>

# KALUTARA DISTRICT

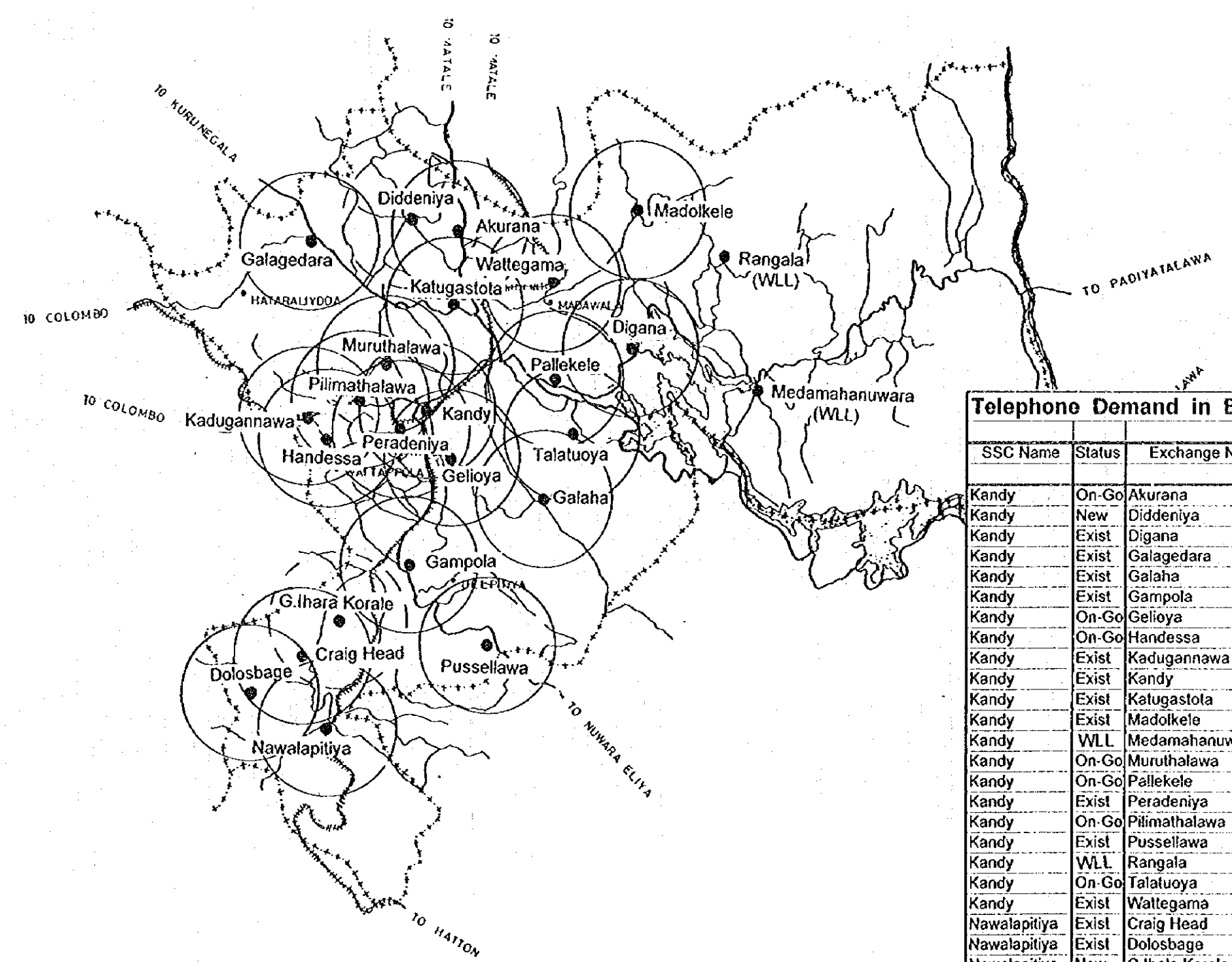

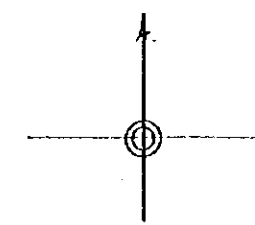


GALLE DISTRICT

Telephone Demand in Each Local Exchange

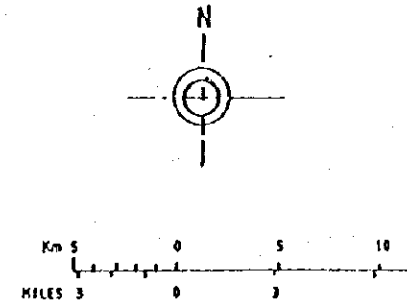
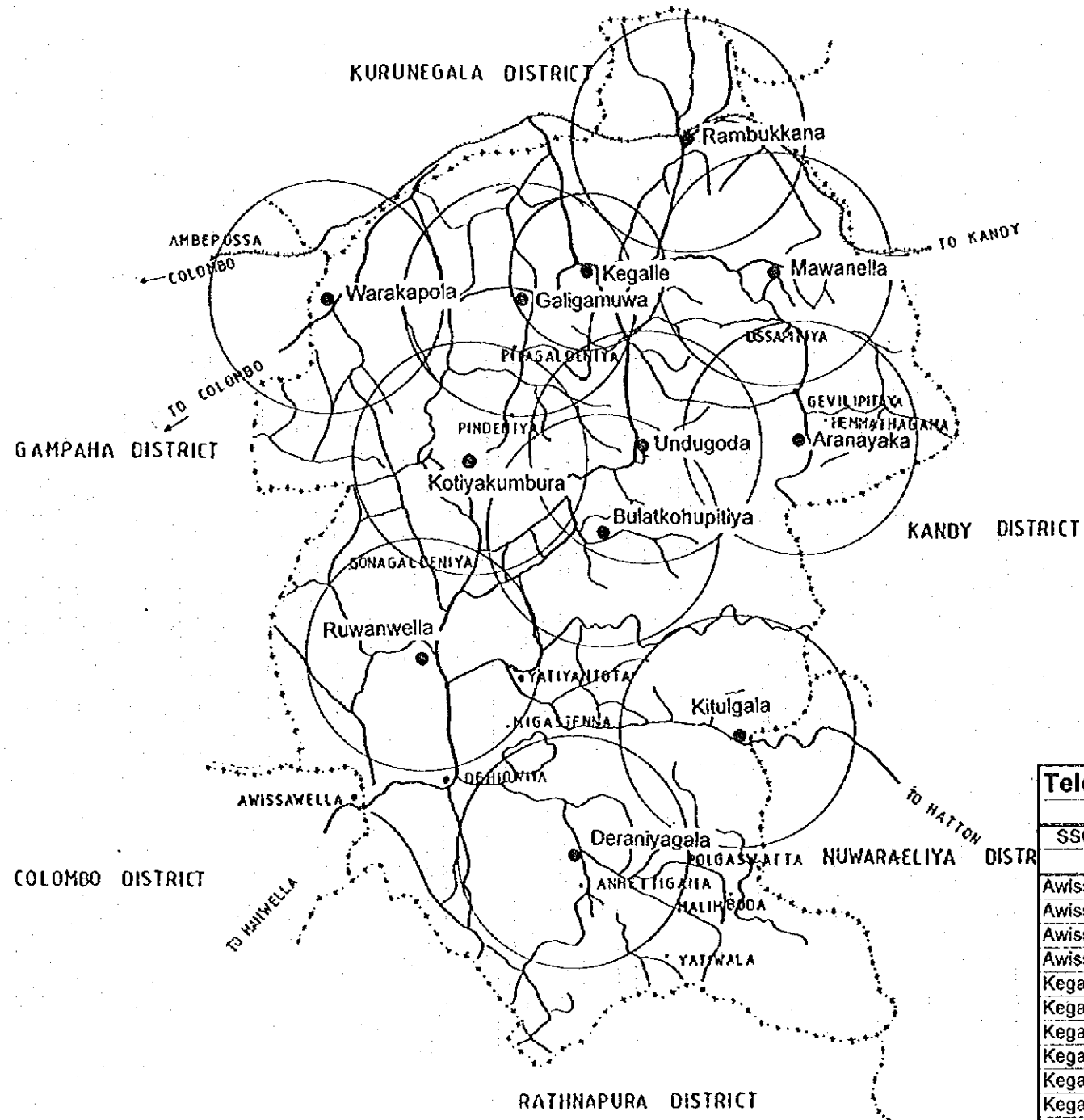
SSC Name	Status	Exchange Name	Code	DELS		Demand	
				in 1994	in 1994	in 2000	in 2005
Kalutara	New	Baduraiya			100	150	
Kalutara	On-Go	Bandaragama			2,149	3,143	
Kalutara	Exist	Beruwala	BR	352	636	1,706	2,401
Kalutara	Exist	Bulathsinhala	BLS	89	70	221	323
Kalutara	On-Go	Dodangoda				972	1,421
Kalutara	Exist	Horana	HR	605	1,434	2,842	4,155
Kalutara	Exist	Inginya	IG	120	165	398	582
Kalutara	Exist	Kalutara	KT	1,086	2,043	4,261	6,227
Kalutara	On-Go	Kehelwatta				257	375
Kalutara	Exist	Matugama	MR	454	635	1,518	2,219
Kalutara	Exist	Megahatenna	MGE	67	75	198	290
Kalutara	Exist	Neboda	NB	89	66	216	316
Kalutara	Exist	Panadura	PH	1,395	3,263	6,492	9,493
Kalutara	On-Go	Wedduwa			0	1,283	1,876
Sub - Total				4,257	8,387	20,907	30,570

# KANDY DISTRICT



SSC Name	Status	Exchange Name	Code	DEls in 1994	Wait in 1994	Demand in 2000	Demand in 2005
Kandy	On-Go	Akurana				1,688	2,399
Kandy	New	Diddeniya				100	150
Kandy	Exist	Digana	DIN	144	565	1,079	1,534
Kandy	Exist	Galagedara	GG	234	340	873	1,242
Kandy	Exist	Galaha	GH	118	90	317	450
Kandy	Exist	Gampola	GP	598	998	2,432	3,458
Kandy	On-Go	Geliyoa				433	615
Kandy	On-Go	Handessa				346	492
Kandy	Exist	Kadugannawa	KA	453	804	1,916	2,724
Kandy	Exist	Kandy	KY	4,973	5,224	15,444	21,950
Kandy	Exist	Katugastota	KS	495	2,307	4,270	6,071
Kandy	Exist	Madolkele	MN	33	13	71	101
Kandy	WLL	Medamahanuwara	MMN	19	48	101	144
Kandy	On-Go	Muruthalawa				303	431
Kandy	On-Go	Pallekele				692	985
Kandy	Exist	Peradeniya	DN	867	1,801	4,069	5,784
Kandy	On-Go	Pilimathalawa				822	1,169
Kandy	Exist	Pussellawa	PV	94	66	243	346
Kandy	WLL	Rangala	RA	18	18	54	76
Kandy	On-Go	Talatuoya				552	785
Kandy	Exist	Wattegama	WH	285	559	1,285	1,827
Nawalapitiya	Exist	Craig Head	CHD	9	0	14	20
Nawalapitiya	Exist	Dolosbage	DG	20	0	30	43
Nawalapitiya	New	G.Ihara Korale				151	214
Nawalapitiya	Exist	Nawalapitiya	NT	270	375	981	1,395
<b>Sub - Total</b>				<b>8,630</b>	<b>13,208</b>	<b>38,707</b>	<b>55,033</b>

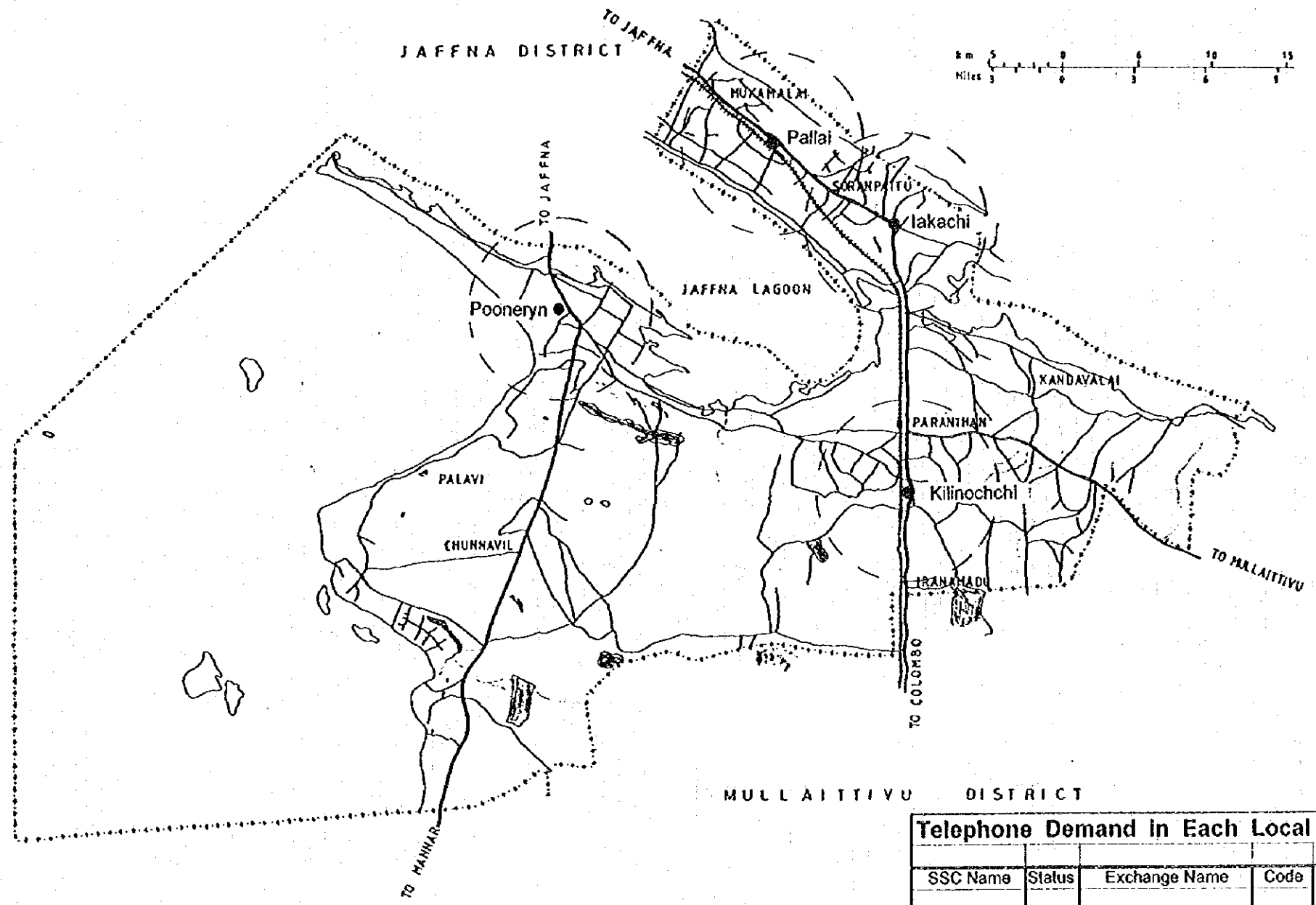
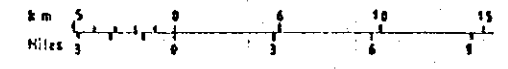
# KEGALLE DISTRICT



Telephone Demand in Each Local Exchange							
SSC Name	Status	Exchange Name	Code	DEls in 1994	Wait in 1994	Demand in 2000	Demand in 2005
Awissawella	Exist	Bulatkohupitiya	BU	65	10	127	182
Awissawella	Exist	Deraniyagala	DI	91	46	233	335
Awissawella	Exist	Kitulgala	KV	29	30	99	143
Awissawella	Exist	Ruwanwella	RC	302	371	1,138	1,639
Kegalle	Exist	Aranayaka	AY	109	346	770	1,109
Kegalle	On-Go	Galigamuwa				424	610
Kegalle	Exist	Kegalle	KE	971	1,091	3,487	5,023
Kegalle	Exist	Kotiyakumbura	KOK	80	87	283	407
Kegalle	Exist	Mawanella	MNA	389	1,052	2,437	3,510
Kegalle	Exist	Rambukkana	RK	197	301	842	1,213
Kegalle	Exist	Undugoda	UD	38	64	172	248
Kegalle	Exist	Warakapola	WK	163	353	872	1,257
Sub-Total				2,434	3,751	10,884	15,676

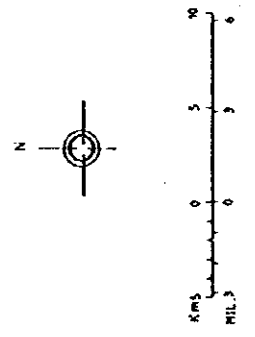


# KILINOCCHI DISTRICT

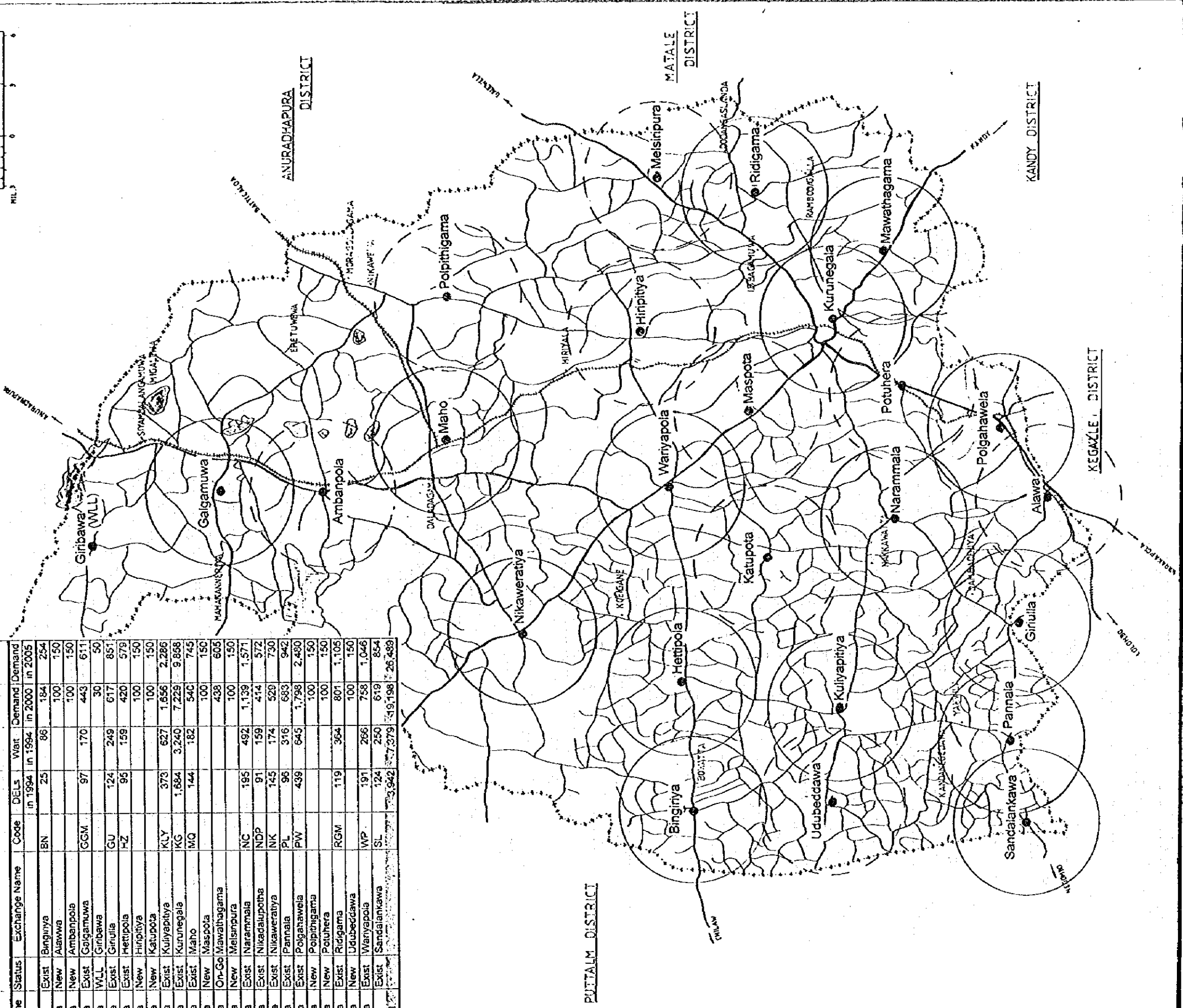


Telephone Demand in Each Local Exchange							
SSC Name	Status	Exchange Name	Code	DELS in 1994	Wait in 1994	Demand in 2000	Demand in 2005
Jaffna	New	Lakachi				100	150
Jaffna	New	Kilinochchi	KO	0	159	1,443	2,093
Jaffna	New	Palai		0	27	147	210
Jaffna	New	Pooneryn				100	150
<b>Sub - Total</b>				<b>0</b>	<b>186</b>	<b>1,700</b>	<b>2,603</b>

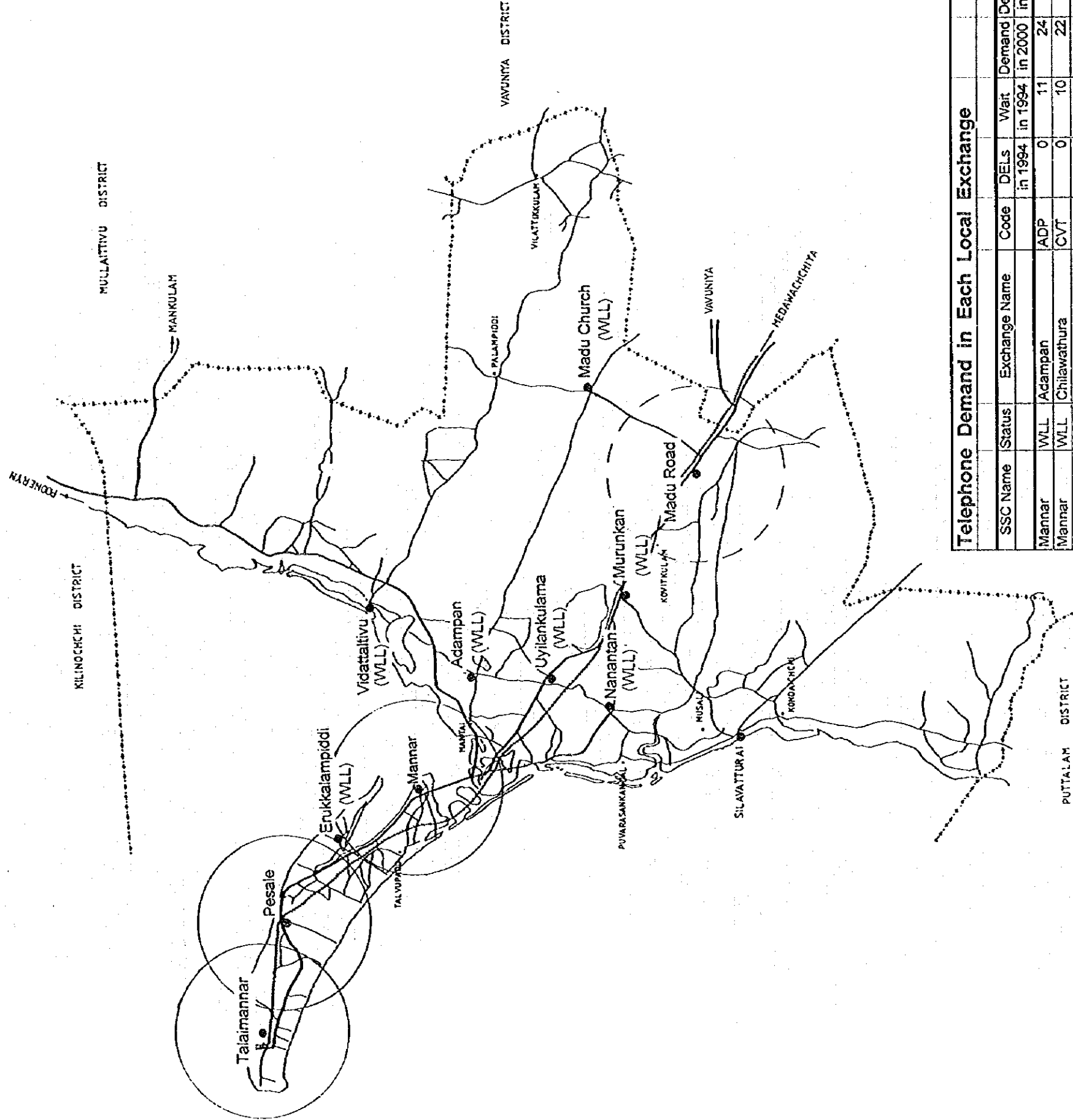
# KURUNEGALA DISTRICT



SSC Name	Status	Exchange Name	Code	DELS		Wart		Demand	
				in 1994	in 1994	in 1994	in 2005	in 1994	in 2005
Chilaw	Exist	Binginya	BN	25	86	184	254		
Kurunegala	New	Alawa				100	150		
Kurunegala	New	Ambanpola	GGM	97	170	443	611		
Kurunegala	Exist	Galgamuwa				30	50		
Kurunegala	WLL	Giribawa				617	851		
Kurunegala	Exist	Giribawa	GU	124	249	617	851		
Kurunegala	Exist	Hetipola	HZ	95	159	420	579		
Kurunegala	New	Hiripitiya				100	150		
Kurunegala	New	Katupota				100	150		
Kurunegala	Exist	Kuliyapitiya	KLY	373	627	1,656	2,286		
Kurunegala	Exist	Kurunegala	KG	1,884	3,240	7,229	9,858		
Kurunegala	Exist	Mahō	MQ	144	182	540	745		
Kurunegala	New	Maspota				100	150		
Kurunegala	Or-Go	Mawathagama				438	605		
Kurunegala	New	Melsinapura				100	150		
Kurunegala	Exist	Narammala	NC	195	492	1,139	1,571		
Kurunegala	Exist	Nikadauppotha	NDP	91	159	414	572		
Kurunegala	Exist	Nikaweratiya	NK	145	174	529	730		
Kurunegala	Exist	Pannala	PL	96	316	683	942		
Kurunegala	Exist	Polgahawela	PW	439	645	1,798	2,450		
Kurunegala	New	Polpithigama				100	150		
Kurunegala	New	Potuhēra				100	150		
Kurunegala	Exist	Ridigama	RGM	119	364	801	1,105		
Kurunegala	New	Udubeddāwa				100	150		
Kurunegala	Exist	Wariyapola	WP	191	266	758	1,046		
Negombo	Exist	Sandalankawa	SL	124	250	619	854		
Sub-Total				3,942	7,379	19,198	26,489		



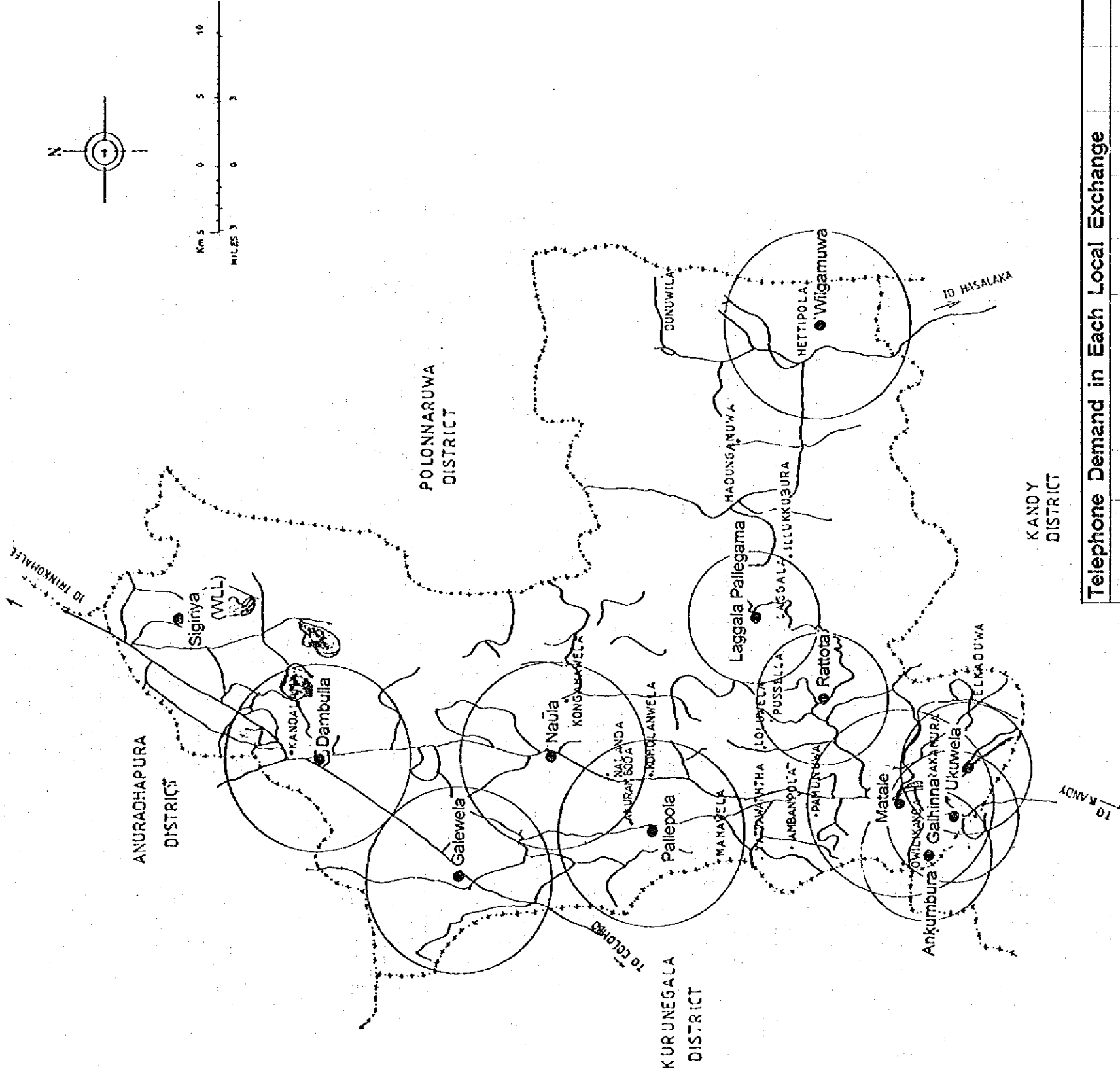
**MANNAR DISTRICT**



**Telephone Demand in Each Local Exchange**

SSC Name	Status	Exchange Name	Code	DIEs		Demand	
				in 1994	in 1994	in 2000	in 2005
Mannar	WLL	Adampan	ADP	0	11	24	32
Mannar	WLL	Chilawathura	CVT	0	10	22	30
Mannar	WLL	Erukkalampiddi	ERK	0	8	18	24
Mannar	WLL	Madu Church	MCH	0	2	4	6
Mannar	New	Madu Road	MDR	0	61	135	182
Mannar	Exist	Mannar	MB	80	153	516	693
Mannar	WLL	Murunkan	MKN	0	21	46	62
Mannar	WLL	Nanatan	NN	0	3	6	8
Mannar	On-Go	Pesale	PSL	0	13	28	38
Mannar	On-Go	Talaimannar	TM	0	203	450	605
Mannar	WLL	Uyilankulama	UKM	0	10	22	30
Mannar	WLL	Vidattalivu	VKM	0	1	2	2
<b>Sub-Total</b>				<b>80</b>	<b>496</b>	<b>1,295</b>	<b>1,742</b>

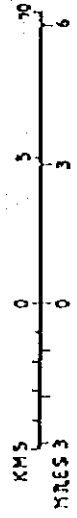
# MATALE DISTRICT



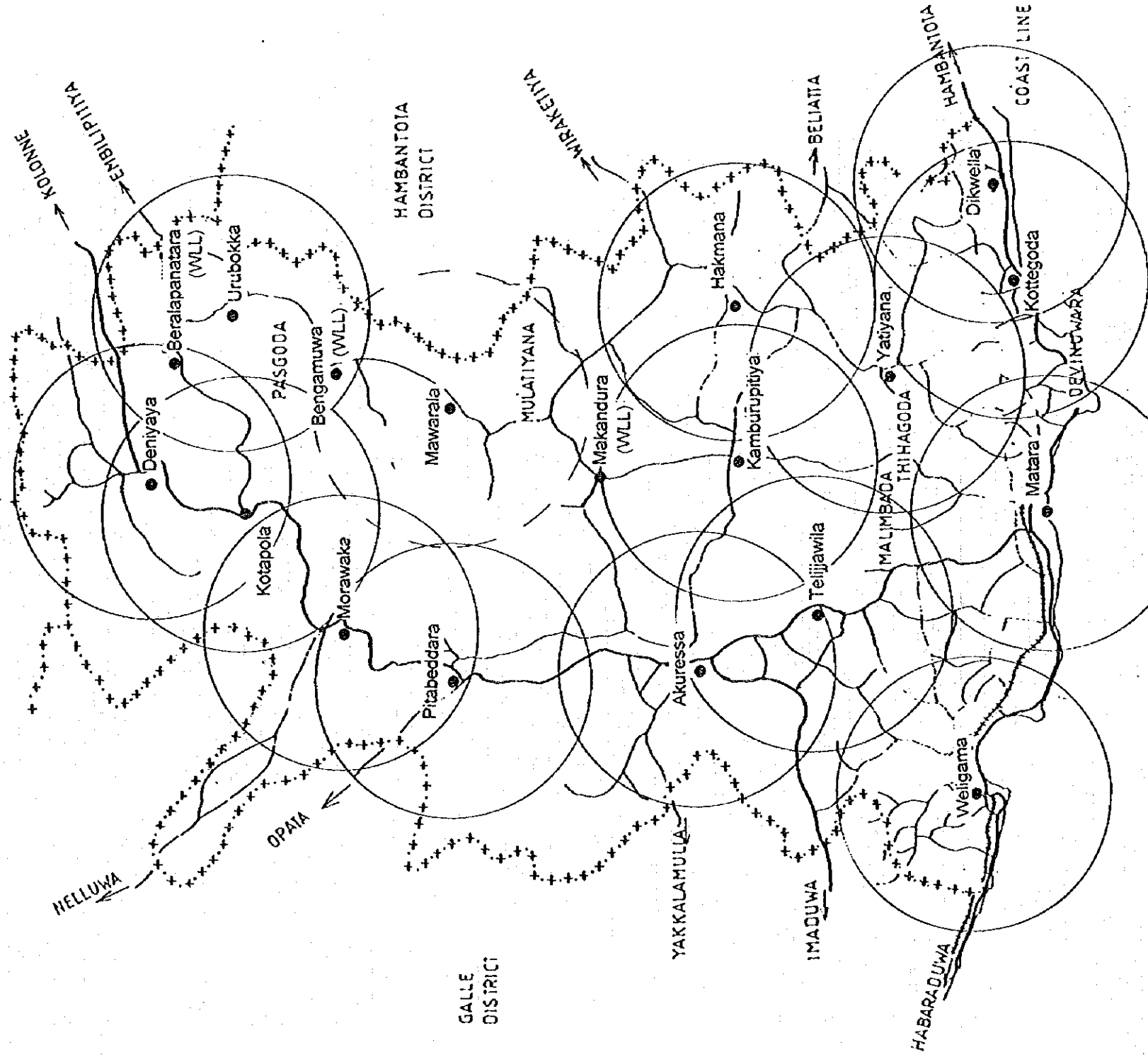
Telephone Demand in Each Local Exchange

SSC Name	Status	Exchange Name	Code	DELS in 1994	Wait in 1994	Demand in 2000	Demand in 2005
Matalé	Exist	Ankumbura	AU	9	51	91	129
Matalé	Exist	Dambulla	DB	189	136	495	619
Matalé	Exist	Galewela	GLW	170	168	515	644
Matalé	Exist	Gallewela	GAN	14	213	345	432
Matalé	On-Go	Laggala Pallegama				98	123
Matalé	Exist	Matalé	MT	1,341	1,468	4,177	5,202
Matalé	Exist	Naula	NL	110	44	235	294
Matalé	Exist	Pallepola	POL	122	126	378	473
Matalé	Exist	Rattota	RX	99	70	258	322
Matalé	WLL	Sigiriya	SG	1	0	46	57
Matalé	On-Go	Ukuwela				100	150
Matalé	On-Go	Wiggamuwa				87	109
Sub - Total				2,055	2,276	6,734	8,425

# MATARA DISTRICT



RATNAPURA DISTRICT



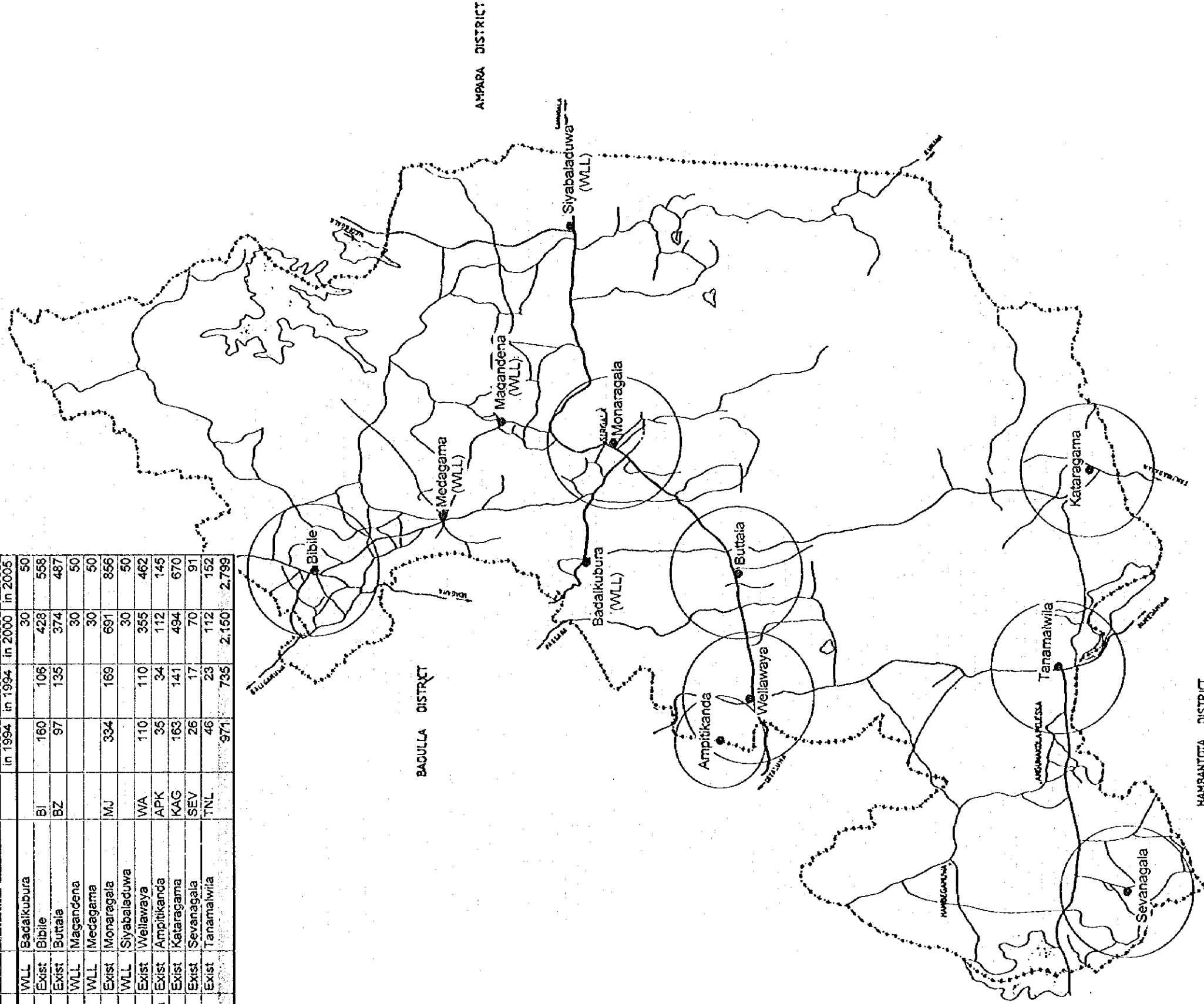
Telephone Demand in Each Local Exchange

SSC Name	Status	Exchange Name	Code	DELS in 1994	Wait in 1994	Demand in 2000	Demand in 2005
Matara	Exist	Akuressa	AK	65	238	508	710
Matara	WLL	Bengamuwa	BGM	2	0	3	4
Matara	WLL	Beralapanatara	BRP	8	0	13	18
Matara	Exist	Deniyaya	DN	70	133	339	474
Matara	Exist	Dikwella	DW	72	397	785	1,097
Matara	Exist	Hakmana	HA	32	199	386	540
Matara	Exist	Kamburupitiya	KJ	65	259	543	758
Matara	Exist	Kotapola	KOP	6	53	99	139
Matara	Exist	Kottegoda	KDE	12	165	296	414
Matara	WLL	Makandura	MKD	4	0	7	10
Matara	Exist	Matarala	MH	1,300	4,130	9,088	12,703
Matara	New	Mawarala	MWK	19	82	174	244
Matara	Exist	Morawaka	MWK	19	82	170	238
Matara	On-Go	Pitabeddara	TJ	22	165	313	438
Matara	Exist	Telijawila	UB	5	74	132	184
Matara	Exist	Urubokka	WJ	140	833	1,629	2,277
Matara	Exist	Weigama	YMH	8	180	314	439
Matara	Exist	Yatiyana	YMH	8	180	314	439
Sub-Total				1,830	6,908	14,973	20,931

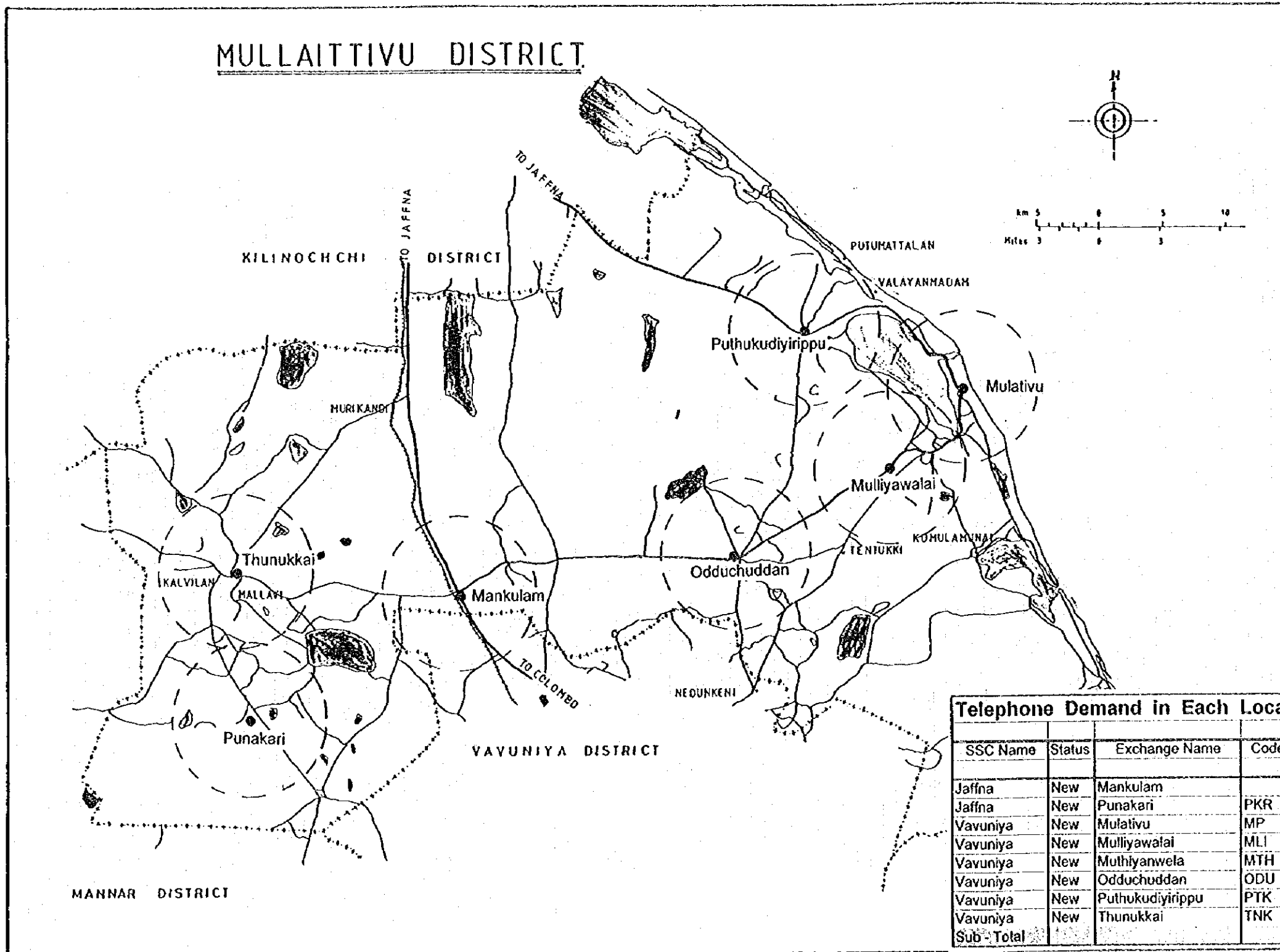
# MONARAGALA DISTRICT



Telephone Demand in Each Local Exchange							
SSC Name	Status	Exchange Name	Code	DELS in 1994	Wait in 1994	Demand in 2000	Demand in 2005
Badulla	WLL	Badaikubura				30	50
Badulla	Exist	Bibile	BI	160	106	428	558
Badulla	Exist	Buttala	BZ	97	135	374	487
Badulla	WLL	Magandena				30	50
Badulla	WLL	Medagama				30	50
Badulla	Exist	Monaragala	MJ	334	169	691	856
Badulla	WLL	Siyabaladuwa				30	50
Badulla	Exist	Wellawaya	WA	110	110	355	462
Bandarawela	Exist	Ampitikanda	APK	35	34	112	145
Hambantota	Exist	Kataragama	KAG	163	141	494	670
Hambantota	Exist	Sevanagala	SEV	26	17	70	91
Hambantota	Exist	Tanamaiwila	TNL	46	23	112	152
Sub - Total				971	735	2,150	2,799

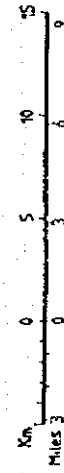
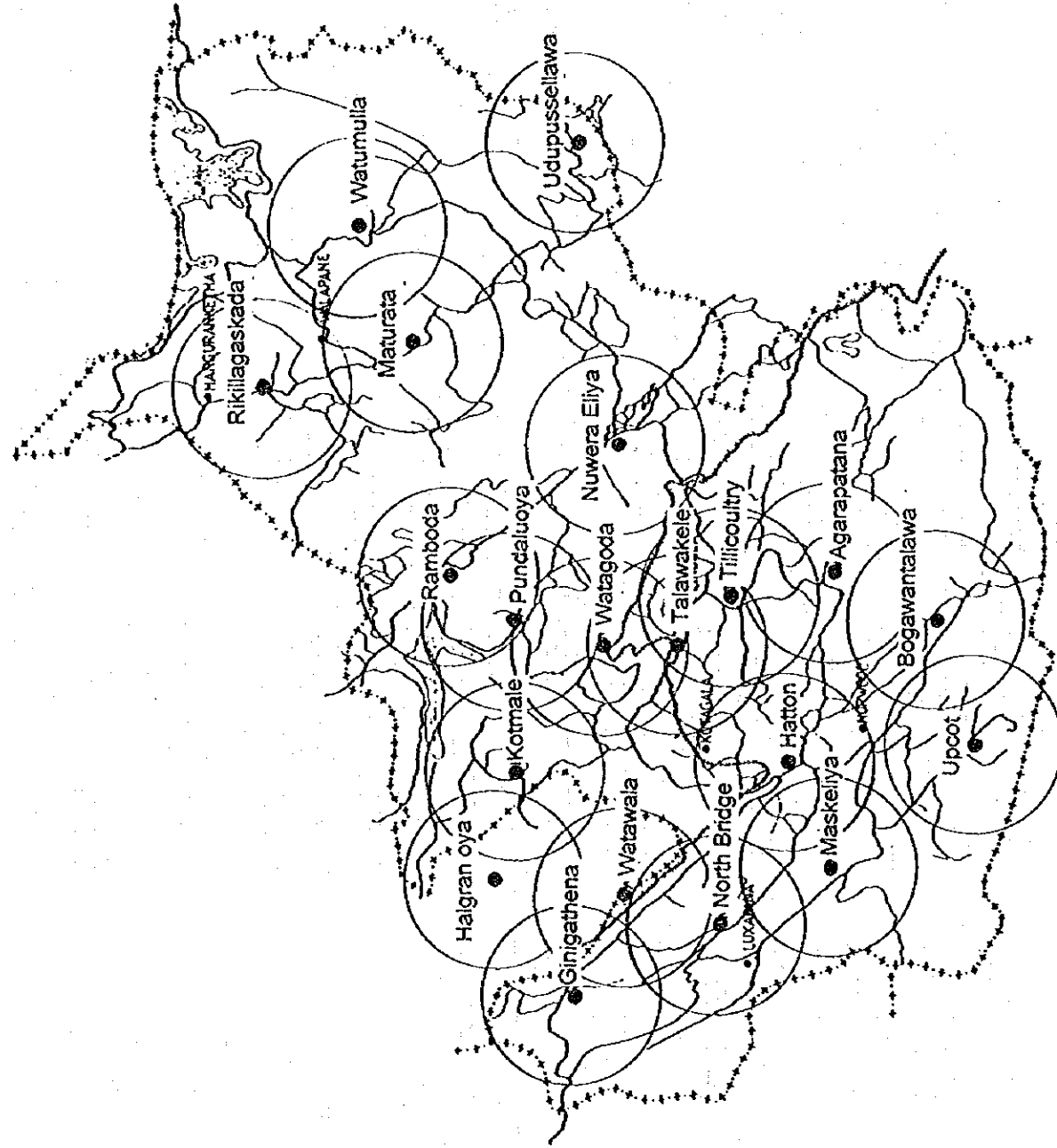


# MULLAITTIVU DISTRICT.



SSC Name	Status	Exchange Name	Code	DEls in 1994	Wait in 1994	Demand in 2000	Demand in 2005
Jaffna	New	Mankulam				100	150
Jaffna	New	Punakari	PKR	0	6	67	98
Vavuniya	New	Mulativu	MP	0	43	501	629
Vavuniya	New	Muliyawalai	MLI	0	2	31	41
Vavuniya	New	Muthiyawela	MTH	0	12	187	245
Vavuniya	New	Odduchuddan	ODU	0	7	108	142
Vavuniya	New	Puthukudiyirippu	PTK	0	3	47	61
Vavuniya	New	Thunukkai	TNK	0	5	78	102
Sub - Total				0	78	1,119	1,488

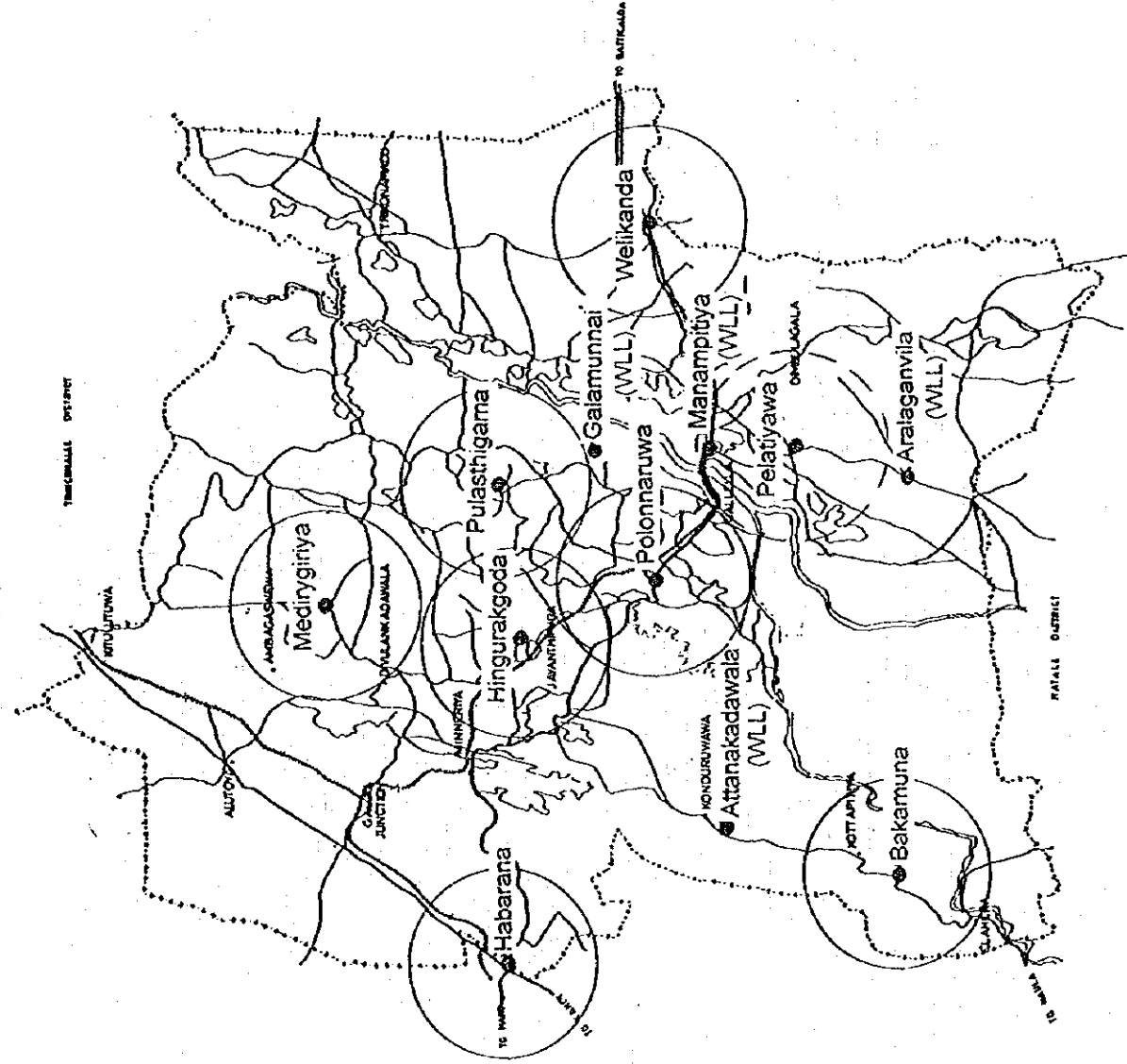
NUWARA ELIYA DISTRICT



Telephone Demand in Each Local Exchange						
SSC Name	Status	Exchange Name	Code	DEs in 1994	Wait in 1994	Demand in 2005
Hatton	Exist	Agarapatana	AP	49	39	136
Hatton	Exist	Ginigathena	GT	40	59	153
Hatton	Exist	Hatton	HT	573	450	1,582
Hatton	Exist	Norton Bridge	NE	25	21	71
Hatton	Exist	Pundaluoya	PY	44	40	130
Hatton	Exist	Tillicoultry	TLC	38	29	104
Hatton	On-Go	Upcott				44
Hatton	Exist	Watagoda	WB	12	8	31
Hatton	Exist	Watawala	WF	22	19	63
Kandy	Exist	Rikilagaskada	RKL	90	107	300
Nawalapitiya	Exist	Kotmale	KM	30	3	50
Nuwara Eliya	Exist	Bogawantalawa	BA	73	35	167
Nuwara Eliya	Exist	Halgran oya	HY	135	30	255
Nuwara Eliya	Exist	Maskeliya	ME	127	55	282
Nuwara Eliya	Exist	Maturata	MU	53	24	119
Nuwara Eliya	Exist	Nuwara Eliya	NW	1,200	825	3,131
Nuwara Eliya	Exist	Ramboda	RB	48	26	115
Nuwara Eliya	Exist	Talawakele	TK	108	58	266
Nuwara Eliya	Exist	Udussellawa	UP	49	14	97
Nuwara Eliya	Exist	Watumulla	WTM	67	49	180
<b>Sub-Total</b>				<b>2,783</b>	<b>1,891</b>	<b>8,592</b>
						<b>10,627</b>



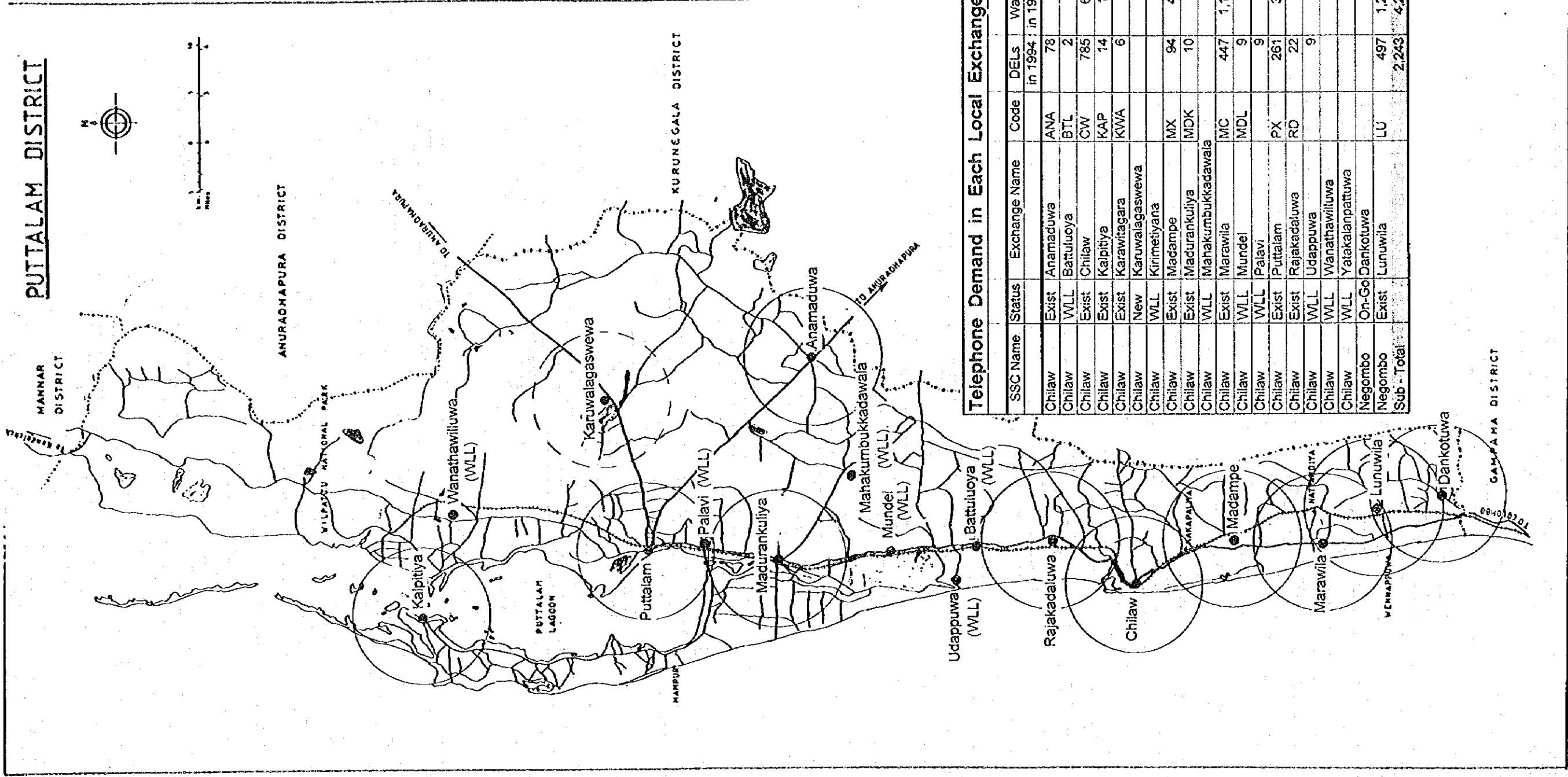
**POLONNARUWA DISTRICT**



**Telephone Demand in Each Local Exchange**

SSC Name	Status	Exchange Name	Code	DELS in 1994	Wait in 1994	Demand in 2000	Demand in 2005
Matale	Exist	Bakamuna	BKM	49	28	80	103
Matale	Exist	Habarana	HBR	17	15	33	43
Polonnaruwa	WLL	Aralaganvila				22	28
Polonnaruwa	WLL	Attanakadawala				9	12
Polonnaruwa	WLL	Diyabeduma				22	28
Polonnaruwa	WLL	Galamunnai				22	28
Polonnaruwa	Exist	Hingurakgoda	HN	196	329	547	702
Polonnaruwa	WLL	Manampitiya				22	28
Polonnaruwa	On-Go	Medinyiriya				450	577
Polonnaruwa	New	Pelatiyawa				100	150
Polonnaruwa	WLL	Pinapana				22	28
Polonnaruwa	Exist	Polonnaruwa	PR	534	1,085	1,586	2,017
Polonnaruwa	On-Go	Pulasthigama				180	231
Polonnaruwa	WLL	Thaipota				22	28
Polonnaruwa	On-Go	Weikanda				450	577
<b>Sub - Total</b>				<b>796</b>	<b>1,457</b>	<b>3,567</b>	<b>4,590</b>

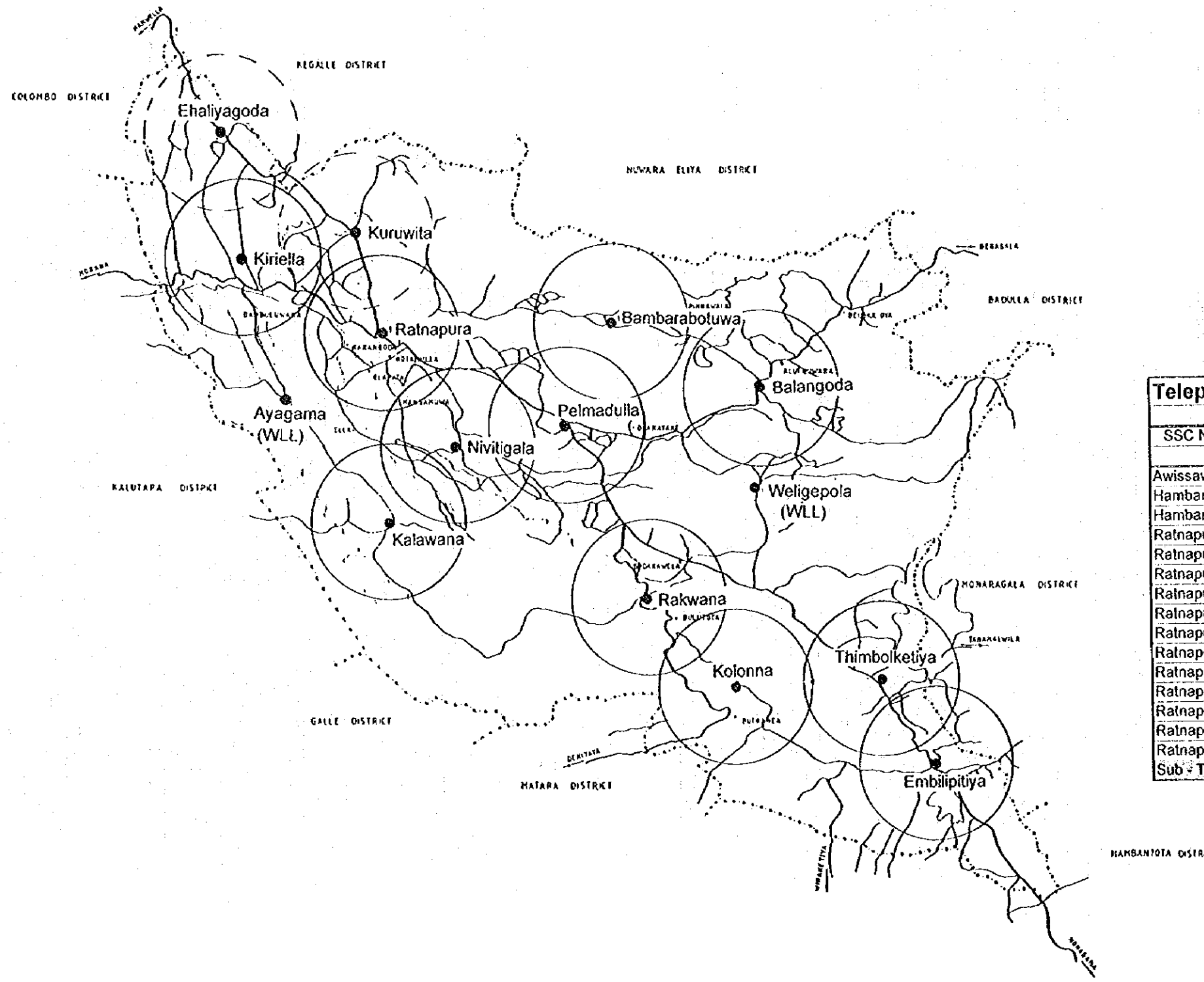
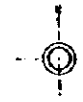
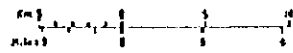
# PUTTALAM DISTRICT



Telephone Demand in Each Local Exchange

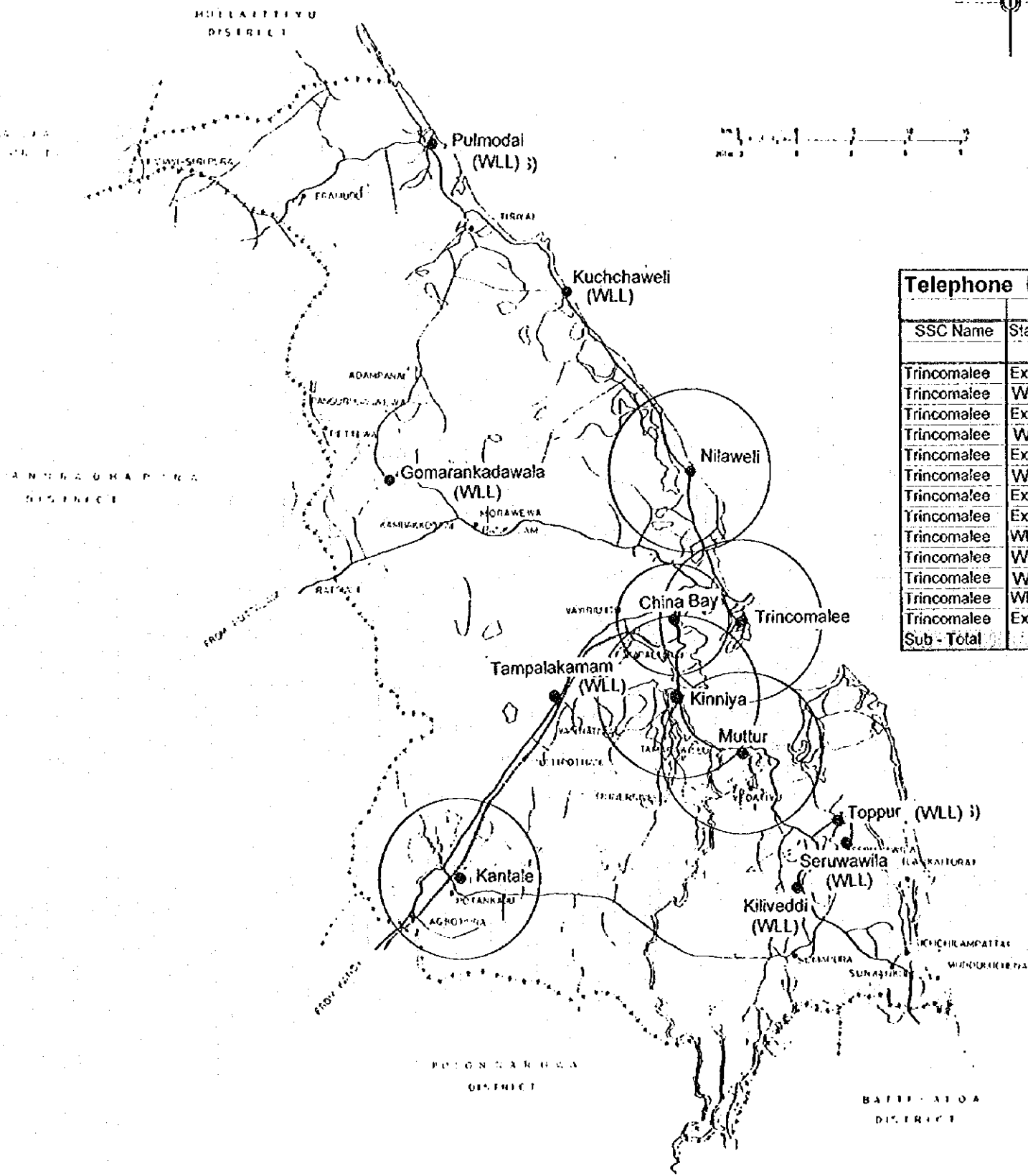
SSC Name	Status	Exchange Name	Code	DELS in 1994	Wait in 1994	Demand in 2000	Demand in 2005
Chilaw	Exist	Anamadawa	ANA	78	83	256	356
Chilaw	WLL	Battuluoya	BTL	2	6	12	17
Chilaw	Exist	Chilaw	CW	785	639	2,258	3,139
Chilaw	Exist	Kalpitiya	KAP	14	145	253	351
Chilaw	Exist	Karawitagara	KWA	6	5	18	24
Chilaw	New	Karuwalagaswewa				100	150
Chilaw	WLL	Kirimetiya				30	50
Chilaw	Exist	Madampe	MX	94	464	885	1,230
Chilaw	Exist	Madurankuliya	MDK	10	21	49	68
Chilaw	WLL	Mahakumbukkadawala				30	50
Chilaw	Exist	Marawila	MC	447	1,112	2,472	3,435
Chilaw	WLL	Mundel	MDL	9	50	94	131
Chilaw	WLL	Palavi		9	12	34	47
Chilaw	Exist	Puttalam	PX	261	390	813	1,085
Chilaw	Exist	Rajakadalawa	RO	22	57	126	175
Chilaw	WLL	Udappuwa		9	15	38	52
Chilaw	WLL	Wanathawiliuwa				30	50
Chilaw	WLL	Yatakalanpattuwa				30	50
Negombo	On-Go	Dankotuwa				786	1,093
Negombo	Exist	Lunuwila	LU	497	1,205	2,699	3,751
Sub - Total				2,243	4,204	11,013	15,304

# RATNAPURA DISTRICT



SSC Name	Status	Exchange Name	Code	DELS in 1994	Wait in 1994	Demand in 2000	Demand in 2005
Awissawella	New	Ehaliyagoda	TBL	349	322	1,146	1,630
Hambantota	Exist	Embilipitiya	EMB	407	424	1,420	2,020
Hambantota	Exist	Thimbolketiya	EH	77	45	209	297
Ratnapura	WLL	Ayagama				30	50
Ratnapura	Exist	Balangoda	BG	406	464	1,487	2,115
Ratnapura	Exist	Bambarabotuwa	BBT	27	9	61	87
Ratnapura	Exist	Kalawana	KWN	116	84	342	486
Ratnapura	Exist	Kiriella	KEL	85	92	303	431
Ratnapura	On-Go	Kolonna				211	300
Ratnapura	New	Kuruwita				100	150
Ratnapura	Exist	Nivitigala	NA	117	236	603	857
Ratnapura	Exist	Pelmadulla	PE	353	415	1,312	1,867
Ratnapura	Exist	Rakwana	RW	185	182	627	892
Ratnapura	Exist	Ratnapura	RN	1,345	1,609	4,888	6,930
Ratnapura	WLL	Weligepola				30	50
<b>Sub Total</b>				<b>3,467</b>	<b>3,882</b>	<b>12,769</b>	<b>18,162</b>

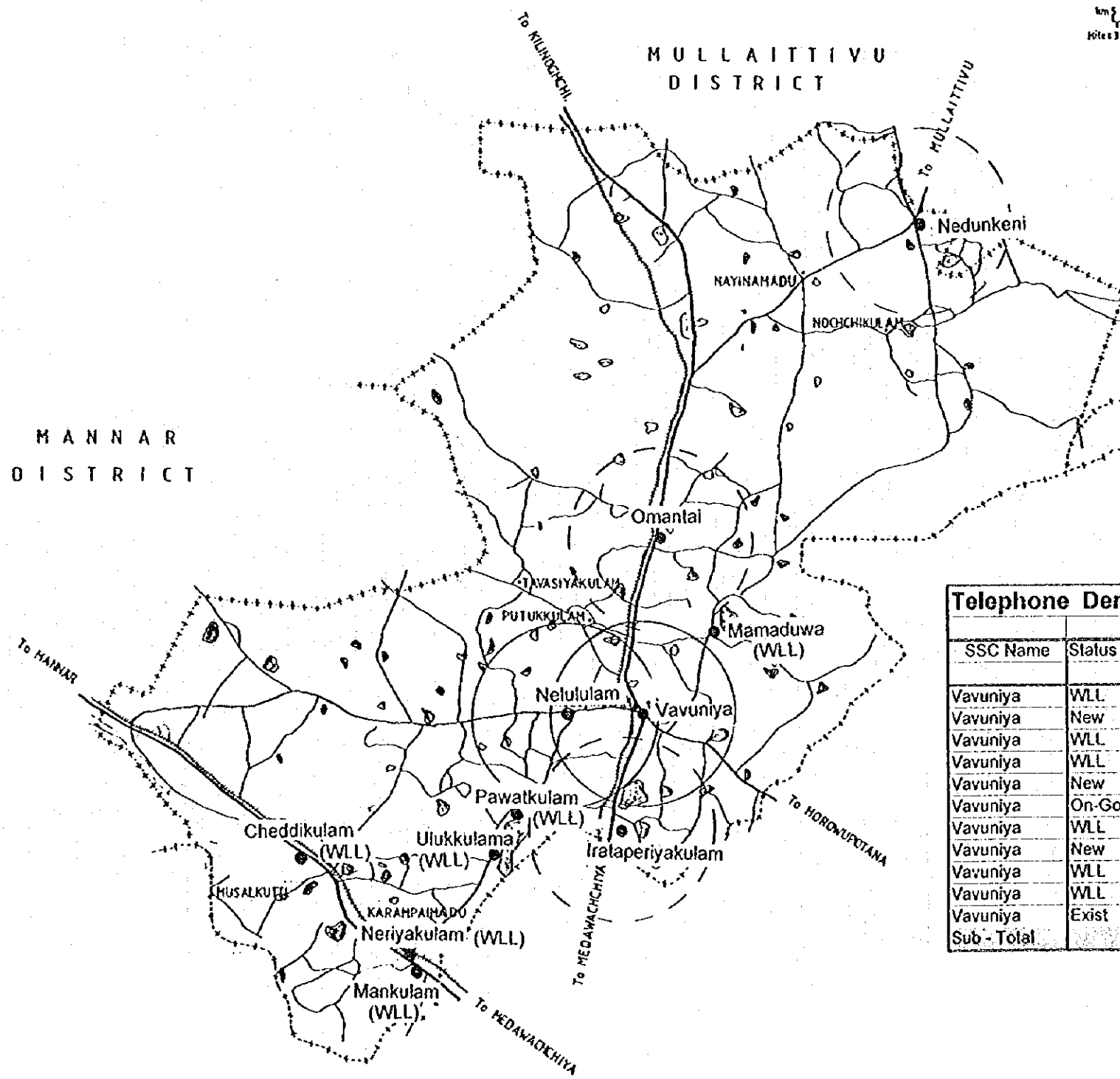
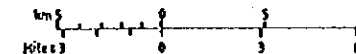
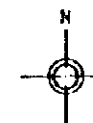
# TRINCOMALEE DISTRICT



**Telephone Demand in Each Local Exchange**

SSC Name	Status	Exchange Name	Code	DEs in 1994	Wait in 1994	Demand in 2000	Demand in 2005
Trincomalee	Exist	China Bay	CB	0	61	341	482
Trincomalee	WLL	Gomarankadawala	GMK	0	4	22	31
Trincomalee	Exist	Kantale	KNT	25	75	558	789
Trincomalee	WLL	Kiliveddi	KID	0	10	56	80
Trincomalee	Exist	Kinniya	KNY	0	15	84	119
Trincomalee	WLL	Kuchchaweli	KCH	0	8	45	64
Trincomalee	Exist	Muttur	MUT	0	30	167	236
Trincomalee	Exist	Nilaweli	NLV	0	17	95	134
Trincomalee	WLL	Pulmodai	PME	0	3	16	23
Trincomalee	WLL	Seruwawila	SW	0	2	11	16
Trincomalee	WLL	Tampalakamam	TZ	0	6	34	48
Trincomalee	WLL	Toppur	TP	0	3	16	23
Trincomalee	Exist	Trincomalee	TC	350	355	3,939	5,568
<b>Sub - Total</b>				<b>375</b>	<b>589</b>	<b>5,384</b>	<b>7,613</b>

# VAVUNIYA DISTRICT



SSC Name	Status	Exchange Name	Code	DEs in 1994	Wait in 1994	Demand in 2000	Demand in 2005
Vavuniya	WLL	Cheddikulam		0	10	22	30
Vavuniya	New	Irataperiyakulam				100	150
Vavuniya	WLL	Mamaduwa				9	12
Vavuniya	WLL	Mankulam	MKL	0	20	59	80
Vavuniya	New	Nedunkeni	NQ	0	5	14	19
Vavuniya	On-Go	Nelululam				0	0
Vavuniya	WLL	Neriyakulam				7	10
Vavuniya	New	Omantai	OM	0	5	14	19
Vavuniya	WLL	Pawatkulam				9	12
Vavuniya	WLL	Ulukulama				5	6
Vavuniya	Exist	Vavuniya	VU	447	282	2,062	2,745
Sub - Total				447	322	2,279	3,053

JICA