


**4. International Circuits**

**of**


**PART 4**




**The Number of International Circuits (2000, 2005 and 2015)**

No.	ROUTE	Incoming Traffic (%)	Outgoing Traffic (%)	Y-2000		Y-2005		Y-2015	
				Incoming (Ccts.)	Outgoing (Ccts.)	Incoming (Ccts.)	Outgoing (Ccts.)	Incoming (Ccts.)	Outgoing (Ccts.)
1	AUSTRALIA (TELST)	4.25%	5.63%	113	79	148	102	219	150
2	AUSTRALIA (OPTUS)	2.18%	0.19%	63	7	81	8	119	10
3	BANGLADESH	0.25%	0.35%	12	10	15	12	20	16
4	CANADA	12.02%	1.06%	295	20	390	25	586	35
5	FRANCE	1.30%	1.42%	41	25	52	32	75	45
6	GERMANY	2.99%	2.17%	83	35	107	45	158	64
7	HONGKONG	4.17%	6.14%	111	85	145	110	215	162
8	INDIA -ND	1.39%	2.10%	43	34	55	44	80	63
9	INDIA -B	4.25%	3.26%	113	49	148	63	219	92
10	INDIA -M	1.48%	6.89%	45	94	58	122	84	180
11	INDONESIA	0.32%	0.88%	14	18	18	22	24	31
12	ITALY	3.72%	2.26%	100	36	131	46	193	66
13	JAPAN (IDC)	1.17%	0.55%	38	13	48	16	69	21
14	JAPAN (ITJ)	1.35%	0.54%	42	13	54	16	77	21
15	JAPAN (KDD)	5.23%	3.54%	136	53	179	68	266	98
16	SINGAPORE	6.43%	16.41%	165	206	216	272	322	406
17	SWITZERLAND	6.07%	1.44%	156	26	205	32	305	45
18	TAIWAN TAIPEI	0.11%	1.04%	7	20	9	25	11	35
19	TAIWAN KAOSIUNG	0.11%	0.31%	8	9	9	11	12	14
20	UAE	4.61%	2.33%	122	37	159	48	236	68
21	UK (BT)	16.34%	19.79%	394	245	522	324	787	486
22	UK (MERCURY)	5.02%	3.56%	131	53	172	68	256	99
23	USA (ATT)	5.35%	3.65%	139	54	182	70	271	101
24	USA (MCI)	3.38%	1.44%	92	26	120	32	177	45
25	AUSTRIA	0.01%	0.48%	3	12	3	14	4	19
26	BAHRAIN	0.96%	0.08%	32	5	41	5	58	6
27	BRUNEI	0.09%	0.19%	7	7	8	8	10	11
28	DJIBOUTI	0.03%	0.01%	4	2	5	3	6	3
29	EGYPT	0.01%	0.38%	3	10	3	12	4	16
30	KOREA -S	0.49%	1.63%	19	28	24	36	33	50
31	MALAYSIA	0.86%	1.24%	29	23	37	29	53	40
32	MALDIVES	0.72%	1.66%	26	29	32	36	46	51
33	NETHERLANDS	0.55%	1.48%	21	26	26	33	36	47
34	NEPAL	0.07%	0.20%	6	7	7	8	8	11
35	PAKISTAN	0.56%	2.76%	21	43	26	55	37	79
36	S. ARABIA	1.51%	2.18%	46	35	59	45	85	64
37	SPAIN	0.23%	0.29%	11	9	14	10	19	14
38	THAILAND	0.43%	0.49%	18	12	22	15	30	20
	<b>TOTAL</b>	<b>100.00%</b>	<b>100.00%</b>	<b>2709</b>	<b>1495</b>	<b>3530</b>	<b>1922</b>	<b>5210</b>	<b>2784</b>
	Cumulative International Traffic (E)			2257.2	1128.6	3032.4	1516.2	4643.2	2321.6

SOURCE: INTERNATIONAL TRAFFIC SECTION, MAY 95



**5. Convergence of the Circuit**  
**of**  
**PART 4**



NETWORK

SDH SECTIONS IN NATIONAL TRANSMISSION

CENTRAL RING

- C1 CO
- C2 GQ
- C3 NE
- C4 CW
- C5 KW
- C6 KE
- C7 KY
- C8 NW
- C9 HT
- C10 NT
- C11 AW
- C12 RN
- C13 KT

2ND CENTRAL RING

- CC1 CO
- CC2 GQ
- CC3 KE
- CC4 KY
- CC5 NT
- CC6 AW
- CC8 CO

NORTHERN RING

- N1 ANU
- N2 VU
- N3 TC
- N4 PR
- N5 MT
- N6 KY
- N7 CW

SOUTHERN RING

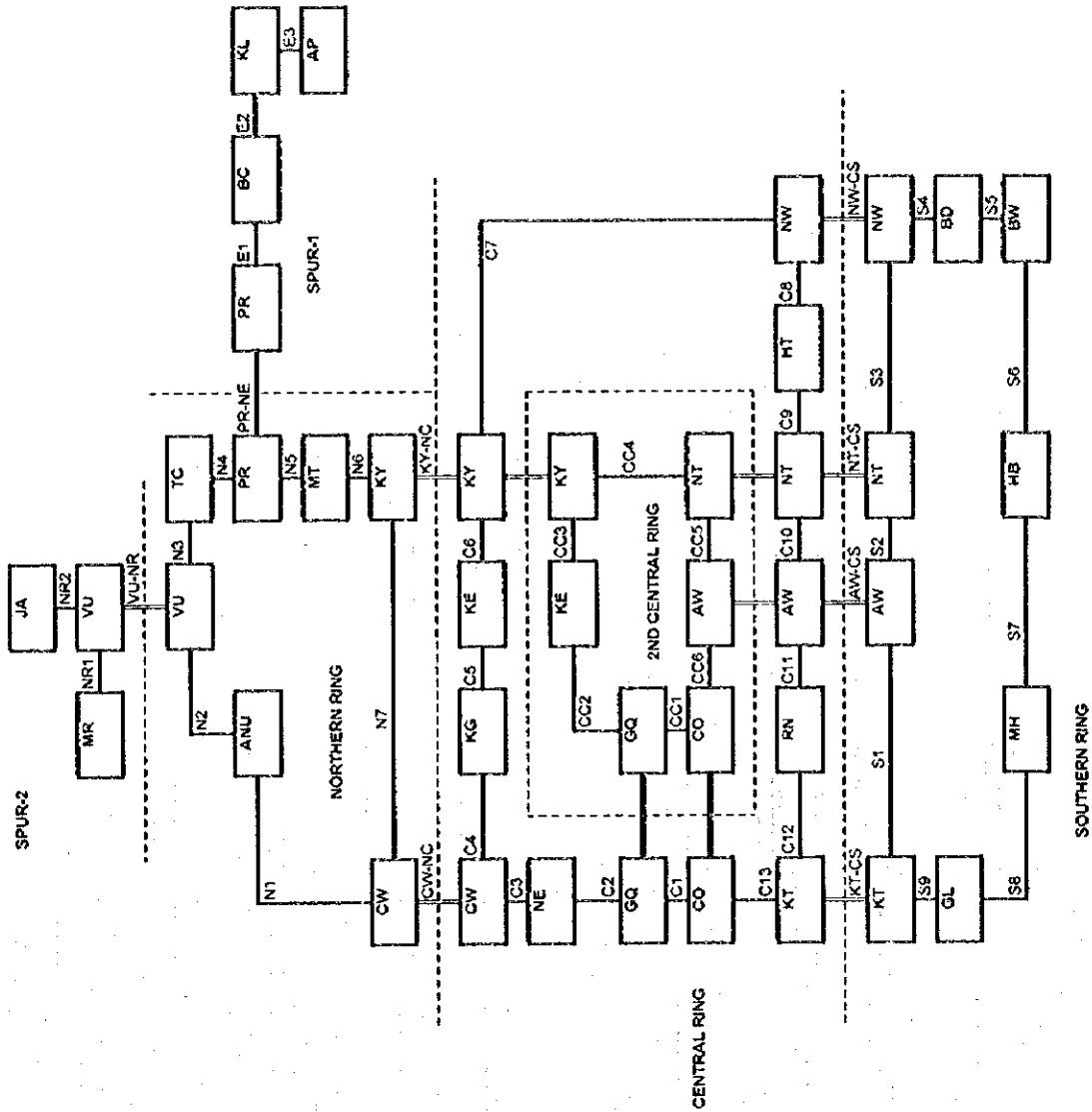
- S1 KT
- S2 AW
- S3 NT
- S4 NW
- S5 BD
- S6 BW
- S7 HB
- S8 MH
- S9 GL

SPUR-1

- E1 PR
- E2 BC
- E3 KL

SPUR-2

- NR1 MR
- NR2 VU
- JA





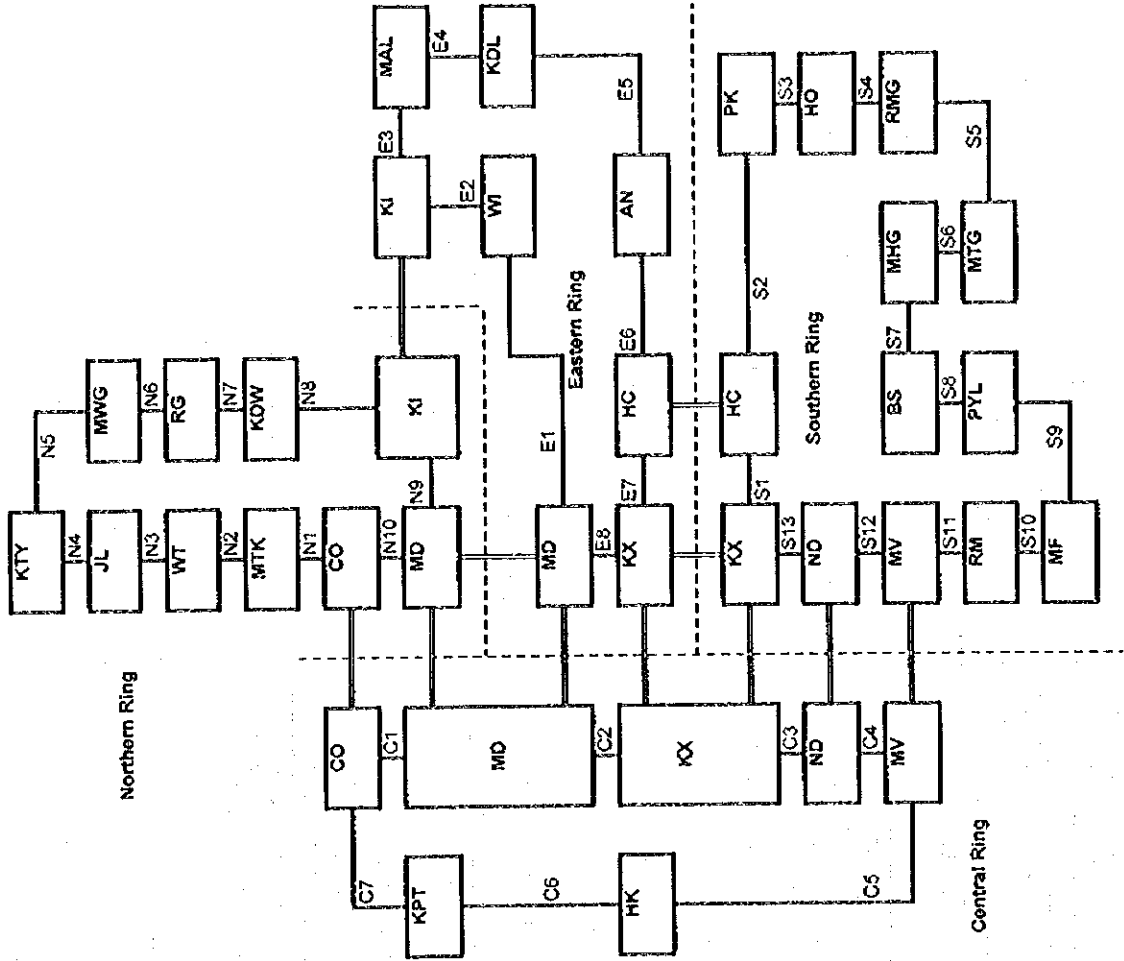






SDH SECTIONS IN COLOMBO METRO AREA

CENTRAL RING		EASTERN RING		NORTHERN RING		SOUTHERN RING	
C1	CO	E1	MD	N1	CO	S1	KX
C2	MD	E2	KX	N2	MTK	S2	HC
C3	KX	E3	ND	N3	WT	S3	PK
C4	ND	E4	MV	N4	JL	S4	HO
C5	HK	E5	HK	N5	KTY	S5	RMG
C6	KPT	E6	KPT	N6	MWG	S6	MTG
C7	CO	E7	CO	N7	RG	S7	MHG
		E8	KX	N8	KDW	S8	BS
			MD	N9	KI	S9	PYL
			ND	N10	MD	S10	MF
			RM		CO	S11	RM
			MV			S12	MV
			ND			S13	ND
			KX				KX





Circuit Distribution in Colombo Junction network in 2000 (These circuits will cover the traffic up to 2005)																																						
No. of 2M Nodes 2 Sys.	No. of 2M							Nodes 1														Total																
	C1	C2	C3	C4	C5	C6	C7	N1	N2	N3	N4	N5	N6	N7	N8	N9	E1	E2	E3	E4	E5		E6	E7	S1	S2	S3	S4	S5	S6	S7	S8	S9	S10	S11			
49:MW	2																																				4	
50:MW	2																																					6
51:MW	2																																					5
52:MW	5																																					4
53:MW	2																																					3
54:MW	10																																					5
55:MW	13																																					3
56:MW	1																																					2
57:MW	1																																					1
58:HK	17																																					1
59:HK	11																																					3
60:HK	8																																					4
61:HK	14																																					6
62:HK	7																																					7
63:HK	12																																					6
64:HK	14																																					6
65:HK	11																																					6
66:HK	9																																					3
67:HK	12																																					4
68:HK	7																																					4
69:HK	55																																					6
70:HK	31																																					3
71:HK	4																																					4
72:KPT	1																																					2
73:MTK	1																																					1
74:WT	2																																					1
75:JL	1																																					3
76:JL	1																																					7
77:PK	14																																					4
78:MO	24																																					4
79:RMG	15																																					3
80:MTG	36																																					2
81:MP	27																																					1
Total	2728	19	20	23	18	17	12	14	17	15	11	5	3	2	3	5	7	7	3	2	2	2	4	12	5	5	4	5	6	4	5	8	12	17	284			
Total No. of 2M Sys		1241	798	567	304	565	754	605	302	251	179	80	39	3	55	131	231	107	67	65	56	4	51	137	49	53	43	58	94	220	275	360	449	536				





## **PART 5**

# **TELECOMMUNICATIONS NETWORK FACILITIES PLAN**

- 1. Exchange Facility Plan**
- 2. External Plant Plan**
- 3. Transmission Facility Plan**



**1. Exchange Facility Plan**

**of**

**PART 5**



Abbreviations:

C: Connected.  
Cap: Capacity.  
exch: Exchange.  
Incl: Included.  
Main: An exchange (switching unit) which can proceed calls independent from other exchange (switching unit).  
Nw: New.  
R: Exchange capacity expansion by replacing existing switching system.  
RSU: An exchange (switching unit) which proceeds calls depending on other exchange (switching unit).  
Sw: Switch.  
T: Exchange capacity expansion by increasing subscriber line terminals.  
U: Exchange capacity expansion by introducing new switching unit.  
W.L: Wireless Loop.

Exchange Installation Plan (by phase)

SSC	Year	Capacity in 1997 ("a)	Installation (in lines)				Removal (in lines)			
			1998 to 2000	2001 to 2005	2006 to 2015	1998 to 2000	2001 to 2005	2006 to 2015		
Ampara		3,644	0	618	6,073	0	0	0	4,262	
Anuradhapura		6,686	4,627	4,997	12,683	256	2,928	2,928	8,151	
Awissawella		5,676	4,111	5,254	15,094	100	1,880	1,880	7,866	
Badulla		7,088	2,359	5,013	10,705	228	3,078	3,078	6,359	
Bandarawela		3,844	2,561	3,147	6,882	104	1,852	1,852	4,020	
Batticaloa		7,196	2,465	3,078	17,604	0	0	0	11,066	
Chilaw		8,470	2,358	3,706	17,924	0	1,448	1,448	10,843	
Colombo		332,067	204,811	233,427	987,864	13,240	33,850	33,850	574,608	
Galle		20,385	4,858	4,744	39,917	0	1,092	1,092	24,151	
Gampaha		14,584	24,107	15,724	71,512	0	100	100	38,591	
Hambantota		8,414	2,821	7,997	13,858	0	4,956	4,956	6,346	
Hatton		3,770	317	63	4,344	104	0	0	3,832	
Jaffna		0	32,459	11,006	66,806	0	0	0	43,257	
Kalmune		6,524	2,745	3,259	15,577	0	0	0	8,551	
Kalutara		45,990	582	5,700	66,894	256	1,520	1,520	48,976	
Kandy		53,209	0	8,216	89,447	0	0	0	53,773	
Kegalle		6,424	6,787	7,826	20,413	0	3,236	3,236	10,379	
Kurunegala		15,286	9,473	12,186	37,287	0	4,456	4,456	20,683	
Mannar		1,400	537	218	2,932	0	0	0	1,987	
Matale		10,199	205	768	12,811	0	452	452	9,625	
Matara		17,297	1,429	7,149	30,840	0	0	0	16,833	
Nawalapitiya		1,874	0	594	2,997	0	0	0	1,918	
Negombo		13,280	15,639	14,207	45,937	0	3,704	3,704	23,369	
Nuwara eliya		3,348	4,237	1,504	8,433	2,033	400	400	5,884	
Polonnaruwa		5,450	0	534	8,548	0	0	0	5,984	
Ratnapura		10,134	2,808	8,221	18,605	0	3,402	3,402	8,393	
Trincormalee		5,056	2,518	3,186	11,816	132	1,087	1,087	7,255	
Vavuniya		2,692	1,366	1,391	4,668	0	0	0	1,930	
National total		619,987	336,180	373,723	1,648,471	16,453	69,441	69,441	968,892	
Accumulated			336,180	709,903	2,358,374	16,453	85,894	85,894	1,054,786	

Note: a) Exchange capacity (or subscriber line terminals) in 1997, planned based on on-going projects as of April 1995.



Exchange Removal Plan (lines, by SSC)

Year	1997	1998	1999	2000	2001	2002	2003	2004	2005	2006	2007	2008	2009	2010	2011	2012	2013	2014	2015		
SSC																					
Ampara	3,644	0	0	0	0	0	0	0	0	0	0	0	0	0	0	4,262	0	0	0	0	
Anuradhapura	6,686	0	0	256	0	0	0	2,928	0	148	0	0	0	0	0	378	0	0	0	7,625	
Awssawella	5,678	0	0	100	100	0	0	1,780	484	0	0	0	0	0	0	496	0	0	0	6,888	
Badulla	7,088	0	0	228	0	0	0	3,078	0	220	1,004	0	0	0	0	1,135	0	0	0	4,000	
Bandarawela	3,844	0	0	104	0	0	0	1,852	0	0	0	0	0	0	0	0	0	0	0	4,020	
Batticaloa	7,196	0	0	0	0	0	0	0	0	0	0	0	0	0	0	6,001	0	0	0	5,063	
Chilaw	6,470	0	0	0	0	0	0	1,448	0	0	0	0	0	0	0	1,365	3,900	0	0	5,558	
Colombo	33,067	0	13,240	0	0	0	0	33,850	0	4,736	0	0	67,444	26,760	7,924	17,337	53,788	397,519	0	0	
Galle	20,365	0	0	0	0	0	0	1,092	0	0	299	0	116	0	0	13,600	0	332	0	9,804	
Gampaha	14,584	0	0	0	0	0	0	4,956	2,698	0	0	0	0	0	0	267	0	0	0	2,821	
Hambantota	8,414	0	0	0	0	0	0	0	0	0	560	0	0	0	0	934	0	0	0	166	
Hatton	3,770	0	0	104	0	0	0	0	0	0	0	0	0	0	0	0	0	0	0	43,257	
Jaffna	0	0	0	0	0	0	0	0	0	0	0	0	0	0	0	0	0	0	0	0	
Kalmunsa	6,524	0	0	0	0	0	0	0	0	0	0	0	0	0	0	2,806	0	0	0	5,745	
Katutura	45,980	0	0	256	0	0	0	1,520	0	2,552	640	492	0	0	0	17,232	2,616	24,114	1,330	0	
Kandy	53,209	0	0	0	0	0	0	0	0	0	5,971	0	0	0	0	24,856	20,914	224	1,808	0	
Kegalle	6,424	0	0	0	0	0	0	0	3,236	0	48	0	0	0	0	848	0	0	0	9,483	
Kurunegala	15,286	0	0	0	0	0	0	0	4,456	457	0	573	0	0	0	680	1,796	0	0	17,177	
Mannar	1,400	0	0	0	0	0	0	0	0	0	0	0	0	0	0	150	1,000	0	0	837	
Matale	10,199	0	0	0	0	108	0	0	344	0	160	0	1,822	0	0	2,682	192	4,508	0	451	
Matara	17,297	0	0	0	0	0	0	0	0	0	0	0	1,300	0	0	1,566	879	10,000	0	3,088	
Navalapliva	1,874	0	0	0	0	0	0	0	0	0	0	0	0	0	0	510	0	0	0	1,408	
Negombo	13,280	0	0	0	0	0	0	0	3,704	0	0	0	0	0	0	2,306	0	0	0	21,063	
Nuwara Eliya	3,348	0	0	2,033	0	0	0	0	0	192	227	0	96	0	0	200	0	100	0	5,069	
Pooneruwana	5,450	0	0	0	0	0	0	0	0	0	0	0	0	0	0	4,984	0	0	0	1,000	
Ratnapura	10,134	0	0	0	0	0	0	770	460	2,172	212	0	0	0	0	817	0	1,636	0	5,008	
Tincomalee	5,056	42	44	46	48	50	52	54	883	59	61	63	65	67	70	472	74	77	6,267	0	
Zerunya	2,682	0	0	0	0	0	0	0	0	0	0	0	0	0	0	234	0	0	0	1,986	
National Total	619,987	42	13,284	3,127	148	158	1,222	35,984	31,929	11,898	2,575	8,103	70,643	26,827	7,094	109,396	85,159	477,535	169,662	0	
Accumulated			13,284	16,411	16,559	16,717	17,939	53,923	85,852	97,750	100,325	108,428	179,071	205,896	212,992	322,369	407,547	885,083	1,054,744	0	0

Note:  
 a) Exchange capacity (or subscriber line terminals) in 1997, planned based on on-going projects as of April 1995.  
 b) Accumulated number of removed capacity (or subscriber line terminals).

Exchange Installation Plan (National)																					
SSC	Exchange	Sw. cap	1998	1999	2000	2001	2002	2003	2004	2005	2006	2007	2008	2009	2010	2011	2012	2013	2014	2015	Remarks
	Ambara	197																			
	Central Camp	2,048																			
	Amara	0																			
	Amara	0																			
	Amara	640																			
	Amara	200																			
	Amara	128																			
	Amara	128																			
	Amara	500																			
	Amara	3,644																			
	Amara	3,420																			
	Amara	336																			
	Amara	197																			
	Amara	256																			
	Amara	192																			
	Amara	192																			
	Amara	148																			
	Amara	602																			
	Amara	192																			
	Amara	256																			
	Amara	100																			
	Amara	246																			
	Amara	472																			
	Amara	5,668																			
	Amara	1,872																			
	Amara	100																			
	Amara	496																			
	Amara	924																			
	Amara	100																			
	Amara	1,000																			
	Amara	1,164																			
	Amara	5,676																			
	Amara	2,746																			
	Amara	492																			
	Amara	400																			
	Amara	0																			
	Amara	620																			
	Amara	100																			
	Amara	128																			
	Amara	642																			
	Amara	752																			
	Amara	200																			
	Amara	406																			
	Amara	512																			
	Amara	7,068																			
	Amara	52																			
	Amara	2,528																			
	Amara	354																			
	Amara	52																			
	Amara	868																			
	Amara	3,844																			
	Amara	2,600																			
	Amara	1,024																			
	Amara	500																			
	Amara	2,048																			
	Amara	1,024																			
	Amara	7,196																			
	Amara	200																			





		Exchange Installation Plan (National)																	Remarks							
SSC	Exchange	SW cap	1997	1998	1999	2000	2001	2002	2003	2004	2005	2006	2007	2008	2009	2010	2011	2012	2013	2014	2015	Remarks				
	Galle	Kospoda	400			333 U					478 R					292 T		443 R				741	No expansion			
	Galle	Nagoda	448													263 T							914			
	Galle	Udugama	495			271 U					362 R					263 T							508	13,547		
	Sub-total		20,385	0	4,856	0	0	0	168	4,576	0	4,348	0	275	3,743	0	17,504	0								
	Gampaha	Gampaha	0																							
	Gampaha	Gampaha 1	0																							
	Gampaha	Gampaha 2	6,000			9,284				6,132						6,238								21,837	TLS	
	Gampaha	Ganemulla	600			1,194										1,215										
	Gampaha	Katella	144			263										166									591	
	Gampaha	Kunduwela	450			1,150				642						653									2,986	
	Gampaha	Kudalwewa	48			345				156						161									563	
	Gampaha	Mirrigama	1,000			1,500				1,015						1,033									3,615	
	Gampaha	Palivela	100			280				153						155 T									543	
	Gampaha	Papaya	296			516				311						316									1,105	
	Gampaha	Radoluwana	3,000			1,544				920						1,392 U									3,276	
	Gampaha	Ramporuwagama	750			1,544				920						139									450	
	Gampaha	Udattunpaya	356			1,323				747						759									2,659	
	Gampaha	Urapola	0			1,020 U				746 R						263 T									597	
	Gampaha	Veliveriya	538			2,594				2,781						2,814									9,450	
	Gampaha	Vezampoda	1,400			24,107		0	1,522	0	14,202	0	0	1,931	0	14,447	0	0	4,983	0	50,369	0			0	
	Sub-total		14,304	0	24,107	0	0	1,522	0	14,202	0	0	1,931	0	14,447	0	0	4,983	0	50,369	0					
	Hambantota	Ambalantota	1,000			431 U										1,368 R										
	Hambantota	Angunukolapalassa	250			334 U				746 R						337 R										78 T
	Hambantota	Saigala	506			1,020 U				1,674 R						1,401 T										1,750
	Hambantota	Embandiya	1,000			1,445										1,878 R										TLS
	Hambantota	Hambantota	1,445			198 U				293 R						110 T										268
	Hambantota	Kurugama	192			297 U				392 R						139 T										416
	Hambantota	Kesirigama	560			271 U				85 R						55 Y										52
	Hambantota	Mademaya	250			271 U										69 U										342 R
	Hambantota	Seerabiyala	64			87 T										40 T										136
	Hambantota	Sooriyawewa	200			68 U										48 T										395
	Hambantota	Tanamilwa	64			68 U				107 R						399 Y										1
	Hambantota	Tangalle	1,252			169 U				227 R						109 T										278
	Hambantota	Timbokelwa	126			412 U				1,403 R						442 T										854
	Hambantota	Thasamarumaya	1,000			356 U				424 R						190 T										546
	Hambantota	Wagasmulla	250			323 R										79 T										78
	Hambantota	Vieeraketya	250			431	295	0	0	7,311	3,596	821	0	0	2,584	940	552	0	0	0	0	0	0	0	0	4,383
	Sub-total		8,414	0	2,423	431	295	0	0	7,311	3,596	821	0	0	2,584	940	552	0	0	0	0	0	0	0	0	4,383
	Hatton	Agalpapana	304			189 R										43 U										No expansion
	Hatton	Cungalamna	94			189 R										43 U										81 New PSU
	Hatton	Hatton	2,732			1,445 U										143 R										TLS
	Hatton	Norton Bridge	150			204										243 R										No expansion
	Hatton	Purusaluwa	204			128 R										29 U										No expansion
	Hatton	Tucacoury	50			128 R										29 U										C to JT
	Hatton	Uyocor	146			128 R										58 R										No expansion
	Hatton	Wagoda	146			128 R										117 R										No expansion
	Hatton	Wacawala	130			317	0	0	0	63	0	0	0	0	0	72	0	814	0	3,220	236					No expansion
	Sub-total		3,770	0	0	317	0	0	0	63	0	0	0	0	72	0	814	0	3,220	236						No expansion
	Jaffna	Alawedi	0			868 U										312 U										C to JA
	Jaffna	Chavakkichen	0			1,445 U										570 U										R 2,445
	Jaffna	Chunnakam	0			22,287 U				7,398 T						8,030 U										C to JA
	Jaffna	Deit	0			169 U				156 Y						168 U										37,715 TLS
	Jaffna	Jaffna	0			243 U				811 T						88 U										R 792
	Jaffna	Kanasaaru	0			243 U				811 T						88 U										R 472
	Jaffna	Karamagar	0			312 U				151 T						163 U										R 767
	Jaffna	Kayts	0			312 U				104 T						113 U										R 539
	Jaffna	Karaweddy	0			2,403 U				451 T						916 U										R 4,274 PSU to main exchange in 2015
	Jaffna	Kunecchi	0			221 U				140 T						152 U										R 713
	Jaffna	Kopay	0			499 U				193 T						165 U										R 718
	Jaffna	Manipby	0			499 U				193 T						165 U										R 718





		Exchange Installation Plan (National)																Remarks				
SSC	Exchange	SW cap 1997	1998	1999	2000	2001	2002	2003	2004	2005	2006	2007	2008	2009	2010	2011	2012	2013	2014	2015	Remarks	
	Malara	0																				
	Malara	11,300						4,720 U						9,510 R					14,399 R			
	Malara	200					76 T												361 R			
	Malara	200					76 T												361 R			
	Malara	225			213 T					129 U												
	Malara	159																				
	Malara	1,700						61 U														
	Malara	109																				
	Sub-total	17,297	0	0	330 T				140 U													
	Malara	1,300																				
	Malara	200																				
	Malara	200																				
	Malara	225																				
	Malara	159																				
	Malara	1,700																				
	Sub-total	17,297	0	0	330 T				140 U													
	Malara	1,300																				
	Malara	200																				
	Malara	200																				
	Malara	225																				
	Malara	159																				
	Malara	1,700																				
	Sub-total	17,297	0	0	330 T				140 U													
	Malara	1,300																				
	Malara	200																				
	Malara	200																				
	Malara	225																				
	Malara	159																				
	Malara	1,700																				
	Sub-total	17,297	0	0	330 T				140 U													
	Malara	1,300																				
	Malara	200																				
	Malara	200																				
	Malara	225																				
	Malara	159																				
	Malara	1,700																				
	Sub-total	17,297	0	0	330 T				140 U													
	Malara	1,300																				
	Malara	200																				
	Malara	200																				
	Malara	225																				
	Malara	159																				
	Malara	1,700																				
	Sub-total	17,297	0	0	330 T				140 U													
	Malara	1,300																				
	Malara	200																				
	Malara	200																				
	Malara	225																				
	Malara	159																				
	Malara	1,700																				
	Sub-total	17,297	0	0	330 T				140 U													
	Malara	1,300																				
	Malara	200																				
	Malara	200																				
	Malara	225																				
	Malara	159																				
	Malara	1,700																				
	Sub-total	17,297	0	0	330 T				140 U													
	Malara	1,300																				
	Malara	200																				
	Malara	200																				
	Malara	225																				
	Malara	159																				
	Malara	1,700																				
	Sub-total	17,297	0	0	330 T				140 U													
	Malara	1,300																				
	Malara	200																				
	Malara	200																				
	Malara	225																				
	Malara	159																				
	Malara	1,700																				
	Sub-total	17,297	0	0	330 T				140 U													
	Malara	1,300																				
	Malara	200																				
	Malara	200																				
	Malara	225																				
	Malara	159																				
	Malara	1,700																				
	Sub-total	17,297	0	0	330 T				140 U													
	Malara	1,300																				
	Malara	200																				
	Malara	200																				
	Malara	225																				
	Malara	159																				
	Malara	1,700																				
	Sub-total	17,297	0	0	330 T				140 U													
	Malara	1,300																				
	Malara	200																				
	Malara	200																				
	Malara	225																				
	Malara	159																				
	Malara	1,700																				



Exchange Installation Plan (Colombo)

SSC	Exchange	Sw cap Dec. 1994	Sw cap 1997	1998	1999	2000	2001	2002	2003	2004	2005	2006	2007	2008	2009	2010	2011	2012	2013	2014	2015	Remarks	
Colombo	Amgod	445	1,632	3,881 R	0	2,010 T	0	1,982 U	0	0	0	7,077 R	0	0	1,982 U	2,474 U	0	0	9,352 R	0	0	Main each after 1999 Main each after 2009	
Colombo	Boralesgama	2,046	4,736	0	0	0	2,484 U	0	0	0	0	0	0	0	0	0	0	0	0	0	0	0	RSU of MR. Lakshma in 2001
Colombo	Central (1)(2)(5)(5S)	24,000	24,000	21,974 U	0	0	0	0	17,953 T	0	0	0	0	0	24,000 R	0	0	0	0	34,527 R	0	0	Main each
Colombo	Central (2)	0	0	0	0	0	0	0	0	0	0	0	0	0	17,303 U	0	0	0	23,137 T	0	0	Main each	
Colombo	Central City (1)	20,000	20,000	19,055 U	0	0	0	0	34,910 R	0	0	0	0	0	0	0	0	0	19,055 R	0	0	Main each	
Colombo	Central City (2)	0	0	0	0	0	0	0	0	0	0	0	0	0	0	0	0	0	0	0	0	Main each	
Colombo	Central City (3)	0	0	0	0	0	0	0	0	0	0	0	0	0	0	0	0	0	0	0	0	Main each	
Colombo	Central North (1)	3,020	3,020	3,020 R	0	0	0	0	7,913 T	0	0	0	0	0	14,999 U	0	0	0	15,408 T	0	0	Main each	
Colombo	Central North (2)	20,000	20,000	0	0	0	0	0	0	0	0	0	0	0	0	0	0	0	11,533 R	0	0	Main each	
Colombo	Central North (3)	0	0	0	0	0	0	0	0	0	0	0	0	0	0	0	0	0	29,004 R	0	0	Main each	
Colombo	Central North (4)	8,400	13,400	0	0	0	0	0	0	0	0	0	0	0	8,548 U	0	0	0	0	0	0	Main each	
Colombo	Havelock Town (1)	15,524	15,524	29,257 U	0	0	0	0	0	0	0	0	0	0	0	0	0	0	17,473 T	0	0	TDM function only after 2013	
Colombo	Havelock Town (2)	0	0	0	0	0	0	0	0	0	0	0	0	0	0	0	0	0	33,192 R	0	0	Main each	
Colombo	Havelock Town (3)	0	0	0	0	0	0	0	0	0	0	0	0	0	0	0	0	0	29,257 R	0	0	Main each	
Colombo	Havelock Town (4)	0	0	0	0	0	0	0	0	0	0	0	0	0	0	0	0	0	0	0	0	Main each	
Colombo	Hollandara	200	1,038	2,692 R	0	0	0	0	17,098 U	0	0	0	0	0	16,053 T	0	0	0	4,876 R	0	0	Main each after 1999	
Colombo	Momanama	500	3,992	2,183 U	0	0	0	0	1,346 T	0	0	0	0	0	1,327 U	0	0	0	1,392 T	0	0	Main each	
Colombo	Jewels	1,340	12,340	0	0	0	0	0	0	0	0	0	0	0	0	0	0	0	16,174 R	0	0	Main each after 2013	
Colombo	Kadawata	1,024	7,024	0	0	0	3,471 U	0	5,507 U	0	0	0	0	0	5,446 T	0	0	10,919 R	0	0	0	Main each	
Colombo	Kapuwana	304	1,608	2,020 R	0	0	0	0	1,345 T	0	0	0	0	0	3,603 T	0	0	0	0	0	0	Main each after 2011	
Colombo	Katunavake	2,000	10,000	0	0	0	0	0	0	0	0	0	0	0	1,326 U	0	0	0	6,760 R	0	0	Main each after 1999	
Colombo	Kenahya	2,048	15,048	0	0	0	0	0	4,538 U	0	0	0	0	0	4,416 T	0	0	0	14,733 R	0	0	Main each	
Colombo	Kollupitiya	4,760	16,760	0	0	0	0	0	7,893 U	0	0	0	0	0	6,961 T	0	0	0	22,505 R	0	0	Main each after 2013	
Colombo	Kotte	11,000	20,000	0	0	0	0	0	0	0	2,238 U	0	0	0	0	23,291 R	0	0	0	0	0	Main each after 2010	
Colombo	Maharajama	1,600	14,300	0	0	0	0	0	0	0	0	0	0	0	0	0	0	0	19,973 T	0	0	Main each	
Colombo	Mawana	468	1,752	2,092 R	0	0	0	0	15,457 T	0	0	0	0	0	18,237 U	0	0	0	32,947 R	0	0	Main each	
Colombo	Maradana	13,650	13,650	0	0	0	0	0	8,414 U	0	0	0	0	0	8,294 T	0	0	0	30,734 R	0	0	Main each	
Colombo	Mattakkuliya	2,825	11,025	0	0	0	0	0	1,346 T	0	0	0	0	0	1,370 U	0	0	0	6,140 R	0	0	Main each after 1999	
Colombo	Mattugoda	3,000	3,000	0	0	0	0	0	0	0	0	0	0	0	16,272 T	0	0	0	0	0	0	Main each	
Colombo	Munuwagoda	2,600	0	0	0	0	0	0	0	0	0	0	0	0	0	0	0	0	27,058 R	0	0	Main each	
Colombo	Moralawa	4,000	2,492	8,003 R	0	0	1,291 U	0	0	0	0	0	0	0	0	0	14,609 R	0	0	0	0	Main each after 2012	
Colombo		0	0	0	0	0	0	0	0	0	0	0	0	0	0	0	0	0	4,385 R	0	0	Main each after 2013	
Colombo		0	0	0	0	0	0	0	0	0	0	0	0	0	0	0	0	0	0	0	0	RSU of MHG in 2003	
Colombo		0	0	0	0	0	0	0	0	0	0	0	0	0	0	0	0	0	0	0	0	RSU of CN	
Colombo		0	0	0	0	0	0	0	0	0	0	0	0	0	0	0	0	0	0	0	0	RSU of CN in 2002	
Colombo		0	0	0	0	0	0	0	0	0	0	0	0	0	0	0	0	0	0	0	0	Main each after 1999	

Exchange Installation Plan (Colombo)																							
SSC	Exchange	Sw. cap. Dec. 1994	Sw. cap. 1997	1998	1999	2000	2001	2002	2003	2004	2005	2006	2007	2008	2009	2010	2011	2012	2013	2014	2015	Remarks	
Colombo	Mount Lavinia	12,000	12,184	0	19,951 U					12,289 U					12,094 T						44,913 R	Main exch	
Colombo	Mt. Lavinia CSE	3,000	3,000	0	6,454 R					2,463 T					2,429 U						11,463 R	Main exch after 1999	
Colombo	Nuggegoda	13,444	20,444	0											37,171 R								Main exch
Colombo	Padukka	500	2,512	0	23,799 U					16,968 T											56,501 R	Main exch	
Colombo	Piliyandala	700	5,812	0	6,117 R					4,210 T					867 U						3,346 R	Main exch after 2012	
Colombo	Raggama	464	5,264	0																			RSU of M+G
Colombo	Ratmalana	7,000	10,000	0						2,983 U					2,402 T						7,787 R	Main exch after 2015	
Colombo	Ratmalana			0																			RSU of GN in 2004
Colombo	Ratmalana			0																			Main exch
Colombo	Ratmalana			0																			Main exch
Colombo	Ratmalana			0																			Main exch
Colombo	Ratmalana			0																			Main exch
Colombo	Ratmalana			0																			Main exch
Colombo	Ratmalana			0																			Main exch
Colombo	Ratmalana			0																			Main exch
Colombo	Ratmalana			0																			Main exch
Colombo	Ratmalana			0																			Main exch
Colombo	Ratmalana			0																			Main exch
Colombo	Ratmalana			0																			Main exch
Colombo	Ratmalana			0																			Main exch
Colombo	Ratmalana			0																			Main exch
Colombo	Ratmalana			0																			Main exch
Colombo	Ratmalana			0																			Main exch
Colombo	Ratmalana			0																			Main exch
Colombo	Ratmalana			0																			Main exch
Colombo	Ratmalana			0																			Main exch
Colombo	Ratmalana			0																			Main exch
Colombo	Ratmalana			0																			Main exch
Colombo	Ratmalana			0																			Main exch
Colombo	Ratmalana			0																			Main exch
Colombo	Ratmalana			0																			Main exch
Colombo	Ratmalana			0																			Main exch
Colombo	Ratmalana			0																			Main exch
Colombo	Ratmalana			0																			Main exch
Colombo	Ratmalana			0																			Main exch
Colombo	Ratmalana			0																			Main exch
Colombo	Ratmalana			0																			Main exch
Colombo	Ratmalana			0																			Main exch
Colombo	Ratmalana			0																			Main exch
Colombo	Ratmalana			0																			Main exch
Colombo	Ratmalana			0																			Main exch
Colombo	Ratmalana			0																			Main exch
Colombo	Ratmalana			0																			Main exch
Colombo	Ratmalana			0																			Main exch
Colombo	Ratmalana			0																			Main exch
Colombo	Ratmalana			0																			Main exch
Colombo	Ratmalana			0																			Main exch
Colombo	Ratmalana			0																			Main exch
Colombo	Ratmalana			0																			Main exch
Colombo	Ratmalana			0																			Main exch
Colombo	Ratmalana			0																			Main exch
Colombo	Ratmalana			0																			Main exch
Colombo	Ratmalana			0																			Main exch
Colombo	Ratmalana			0																			Main exch
Colombo	Ratmalana			0																			Main exch
Colombo	Ratmalana			0																			Main exch
Colombo	Ratmalana			0																			Main exch
Colombo	Ratmalana			0																			Main exch
Colombo	Ratmalana			0																			Main exch
Colombo	Ratmalana			0																			Main exch
Colombo	Ratmalana			0																			Main exch
Colombo	Ratmalana			0																			Main exch
Colombo	Ratmalana			0																			Main exch
Colombo	Ratmalana			0																			Main exch
Colombo	Ratmalana			0																			Main exch
Colombo	Ratmalana			0																			Main exch
Colombo	Ratmalana			0																			Main exch
Colombo	Ratmalana			0																			Main exch
Colombo	Ratmalana			0																			Main exch
Colombo	Ratmalana			0																			Main exch
Colombo	Ratmalana			0																			Main exch
Colombo	Ratmalana			0																			Main exch
Colombo	Ratmalana			0																			Main exch
Colombo	Ratmalana			0																			Main exch
Colombo	Ratmalana			0																			Main exch
Colombo	Ratmalana			0																			Main exch
Colombo	Ratmalana			0																			Main exch
Colombo	Ratmalana			0																			Main exch
Colombo	Ratmalana			0																			Main exch
Colombo	Ratmalana			0																			Main exch
Colombo	Ratmalana			0																			Main exch
Colombo	Ratmalana			0																			Main exch
Colombo	Ratmalana			0																			Main exch
Colombo	Ratmalana			0																			Main exch
Colombo	Ratmalana			0																			Main exch
Colombo	Ratmalana	</																					

		Exchange Installation Plan (Gampaha)																	Remarks			
SSC	Exchange	Sw. cap. Dec 1994	1997	1998	1999	2000	2001	2002	2003	2004	2005	2006	2007	2008	2009	2010	2011	2012	2013	2014	2015	
	Gampaha	1,000	0																			
	Gampaha	248	0																			
	Gampaha	6,000	9,284 T	2,375 T					6,132 U	1,194 U					9,238 T	1,215 T				21,837 R	4,251 R	Main exch. T.L.S.
	Gampaha	56	600	203 T					183 U	642 U					166 T	653 T				581 R	2,298 R	Main exch.
	Gampaha	4	144	203 T																		
	Gampaha	200	450	1,150 T																		
	Gampaha	9	48	348 T					158 U	181 T												
	Gampaha	200	1,000	1,530 T					1,015 U	1,033 T												
	Gampaha	100	100	280 U					153 R	311 U												
	Gampaha	24	256	518 T																		
	Gampaha	3,000	1,544 T						1,381 U	920 U												
	Gampaha	200	750						141 U	139 T												
	Gampaha	4	206																			
	Gampaha	9	0																			
	Gampaha	200	538	1,323 T					747 U	759 T												
	Gampaha	500	1,400	5,494 T					2,787 U	2,814 T												
	Gampaha	14,584	24,107	0	1,522	0	14,202	0	1,531	0	4,965	0	50,569	0								
	Subtotal																					









Exchange removal plan (National)

SSC	Exchange	GW Type	Sw. Cap. 1987	1998	1999	2000	2001	2002	2003	2004	2005	2006	2007	2008	2009	2010	2011	2012	2013	2014	2015	Remarks	
	Kampala	OWall	900																				
	Kampala	Summitum	1,074																				
	Subtotal		6,324	0	0	0	0	0	0	0	0	0	0	0	0	0	0	2,806	0	0	5,745	No exchange	
	Kampala		2,312																				No expansion
	Kampala		415	5,304																			Mean exchange
	Kampala	RSU	445	2,552																			No expansion
	Kampala	RSU	150	544																			544
	Kampala	Dodderpool	1,136																				
	Kampala	DX2V	640	3,140																			1,928
	Kampala	RSU	256	256																			4,118
	Kampala	KAMBA	1,320	10,170																			786
	Kampala	Kambwa	300																				11,500
	Kampala	RSU	492	2,530																			450
	Kampala	Mugobane	96	464																			2,138
	Kampala	RSU	56	478																			464
	Kampala	RSU	2,000	15,000																			478
	Kampala	Phindura CSN	1,500																				15,000
	Kampala	Weddwa	45,990	0	0	0	0	0	0	0	0	0	0	0	0	0	0	0	0	0	0	0	
	Subtotal		1,940																				2,149
	Kampala	RSU	500	1,736																			17,232
	Kampala	RSU	500	994																			2,722
	Kampala	RSU	200	513																			1,750
	Kampala	RSU	400	3,970																			1,400
	Kampala	RSU	500																				3,870
	Kampala	RSU	600	400																			699
	Kampala	RSU	600	2,116																			554
	Kampala	RSU	2,000	4,932																			3,090
	Kampala	RSU	960																				3,090
	Kampala	RSU	200	568																			3,090
	Kampala	RSU	190																				11,171
	Kampala	RSU	200	568																			5,562
	Kampala	RSU	630																				1,326
	Subtotal		33,209	0	0	0	0	0	0	0	0	0	0	0	0	0	0	0	0	0	0	0	
	Kampala	RSU	236	636																			3,870
	Kampala	RSU	482																				699
	Kampala	RSU	1,736	2,336																			3,282
	Kampala	RSU	778	200																			731
	Kampala	RSU	484	1,356																			3,078
	Kampala	RSU	236	756																			977
	Kampala	RSU	44	200																			152
	Kampala	RSU	166	680																			46
	Subtotal		8,424	0	0	0	0	0	0	0	0	0	0	0	0	0	0	0	0	0	0	0	
	Kampala	RSU	97	457																			1,009
	Kampala	RSU	226	736																			3,483
	Kampala	RSU	96	496																			235
	Kampala	RSU	264	1,464																			96
	Kampala	RSU	2,224	3,424																			404
	Kampala	RSU	144	528																			528
	Subtotal		200	1,000																			1,802
	Kampala	RSU	96	496																			9,034
	Kampala	RSU	145	641																			217
	Kampala	RSU	96	528																			1,009
	Subtotal		492	1,463																			1,948





Exchange removal plan (National)																							
SSC	Exchange	SW Dec. 1994	SW Dec. 1997	1998	1999	2000	2001	2002	2003	2004	2005	2006	2007	2008	2009	2010	2011	2012	2013	2014	2015	Remarks	
	Vavuniya	0	0	0	0	0	0	0	0	0	0	0	0	0	0	0	0	0	0	0	0	128 New RSU	
	Vavuniya	0	0	0	0	0	0	0	0	0	0	0	0	0	0	0	0	0	0	0	0	0	W.C To VU 5
	Vavuniya	0	2,500	0	0	0	0	0	0	0	0	0	0	0	0	0	0	0	0	0	0	0	TLS
	Vavuniya	0	0	0	0	0	0	0	0	0	0	0	0	0	0	0	0	0	0	0	0	0	W.L To VU 46
	Vavuniya	0	0	0	0	0	0	0	0	0	0	0	0	0	0	0	0	0	0	0	0	0	W.L To VU 10
	Vavuniya	0	0	0	0	0	0	0	0	0	0	0	0	0	0	0	0	0	0	0	0	0	1,049 New RSU
	Sub-total	819,887	2,697	0	13,284	0	0	138	1,222	33,984	31,929	11,898	2,575	8,103	70,643	76,827	7,094	0	234	0	0	0	3,696
	National total			42	13,284	3,127	146	138	1,222	33,984	31,929	11,898	2,575	8,103	70,643	76,827	7,094	0	234	0	0	0	3,696

