

7. Hearing data of patient satisfaction in CUPH

1) Hearing data of patient satisfaction/No.1 (Out-patient section)

No.	Name	Age	No. on maps	Degree of satisfaction
1	Sara Abdel-Khadar	3	1	Excellent
2	Dina & Doaa El-Sayed	3&4	2	Excellent
3	Arafa A. Rahman	9	3*	Excellent
4	Mohamed Fatehy	4m	4	Excellent
5	Aya Ibrahim	4	5	Not good
6	Ahmed R. Ahmed	4	6**	Not good
7	Iman Mohammadi	5	7	Average
8	Youssef Ashour	24d	8	Excellent
9	Bassem Mohamed	5	9	Excellent
10	Abdel-Aziz Mostapha	1.5	10	Not good

2) Hearing data of patient satisfaction/No.2 (5th In-patients)

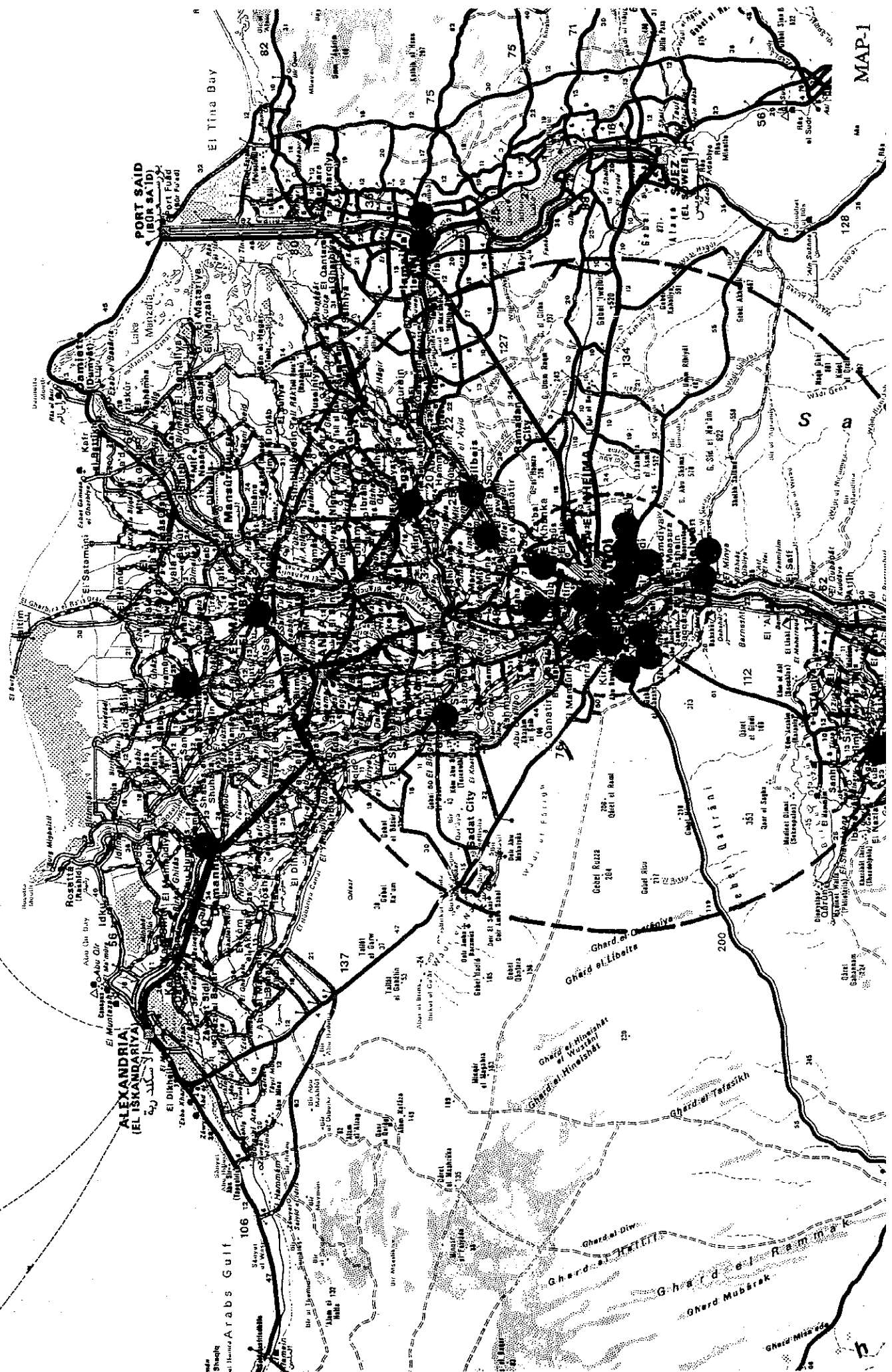
No.	Name	Age	No. on maps	Degree of satisfaction for CUPH	Degree of satisfaction for meal
11	Lilly Magdi	1.5	11	Excellent	Excellent
12	Asmaa Moucham		12	Excellent	Average
13	Mahmoud M. Essmat	6	13	Excellent	Excellent
14	Mahitab Tarek	10m	14	Excellent	Excellent
15	Martin M. Nassif	5	15	Excellent	Excellent
16	Mohamed Othman	4m	16	Excellent	Not good
17	Amira A. El-Agouz	3.5	17	Excellent	Excellent
18	Hebatallah M. Awad	27d	18	Not good	Average
19	Nour H. Farid	5m	19	Excellent	Not good
20	Mohamed A. Khalek	7	20	Excellent	Not good

3) Hearing data of patient satisfaction/No.3 (2nd In-patients)

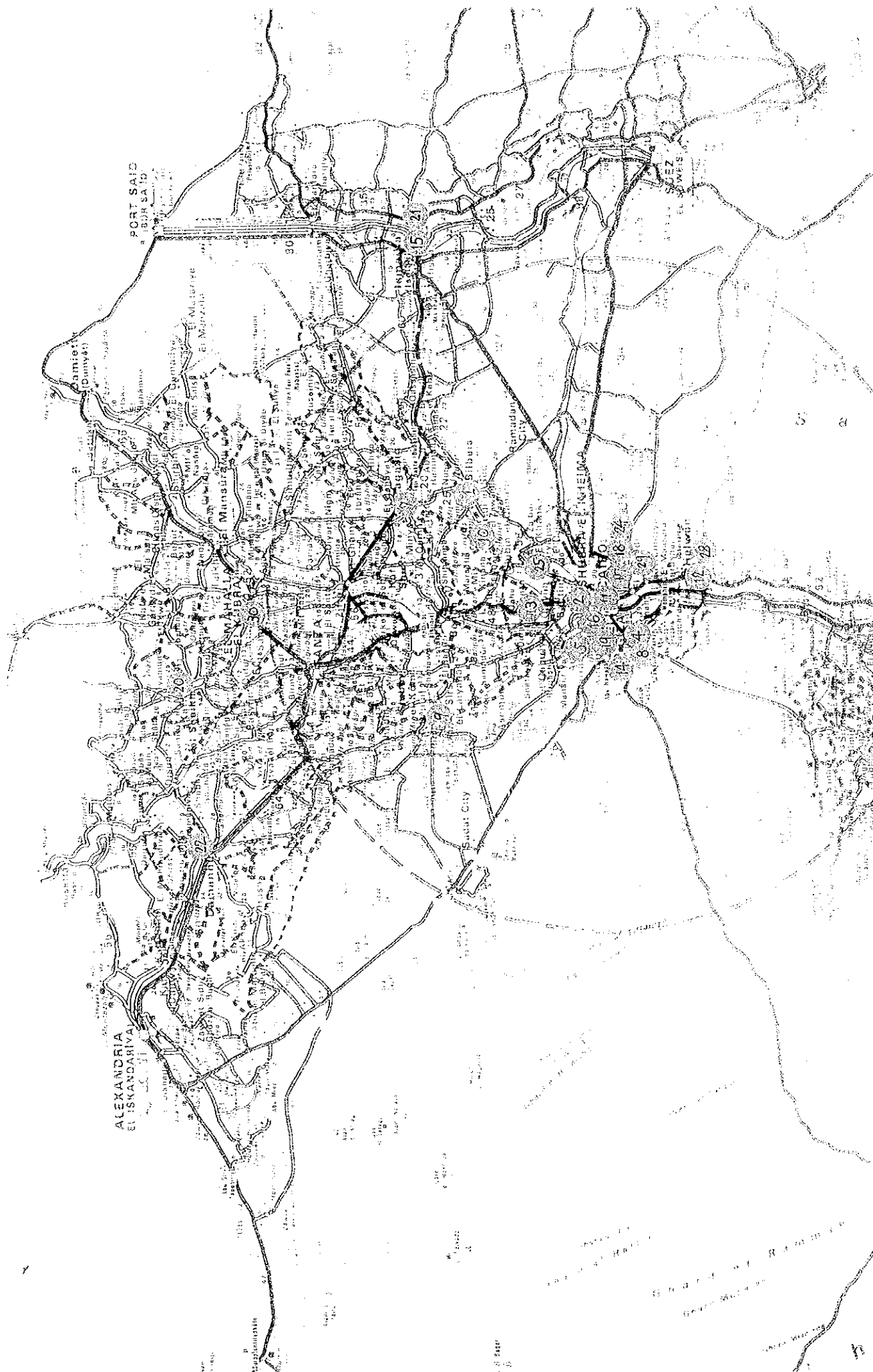
No.	Name	Age	No. on maps	Degree of satisfaction for CUPH	Degree of satisfaction for meal
21	Soliman Maged	3.5	21	Average	Excellent
22	Aya Lotif	4	22	Excellent	Excellent
23	Mahmoud A. Ragab	7	23*	Average	Excellent
24	Fatma Mahmoud	2.5	24	Average	Excellent
25	Samar M. Ezz	5	25	Average	Excellent
26	Aya & Omayma M. Ahmed	7	26*	Average	Excellent
27	Enaam Samir	4	27**	Average	Excellent
28	Ashraf M. Abdallah	10	28	Average	Excellent
29	Ihab Sayed	26d	29	Average	Excellent
30	Heba A. Aziz	7m	30	Average	Excellent

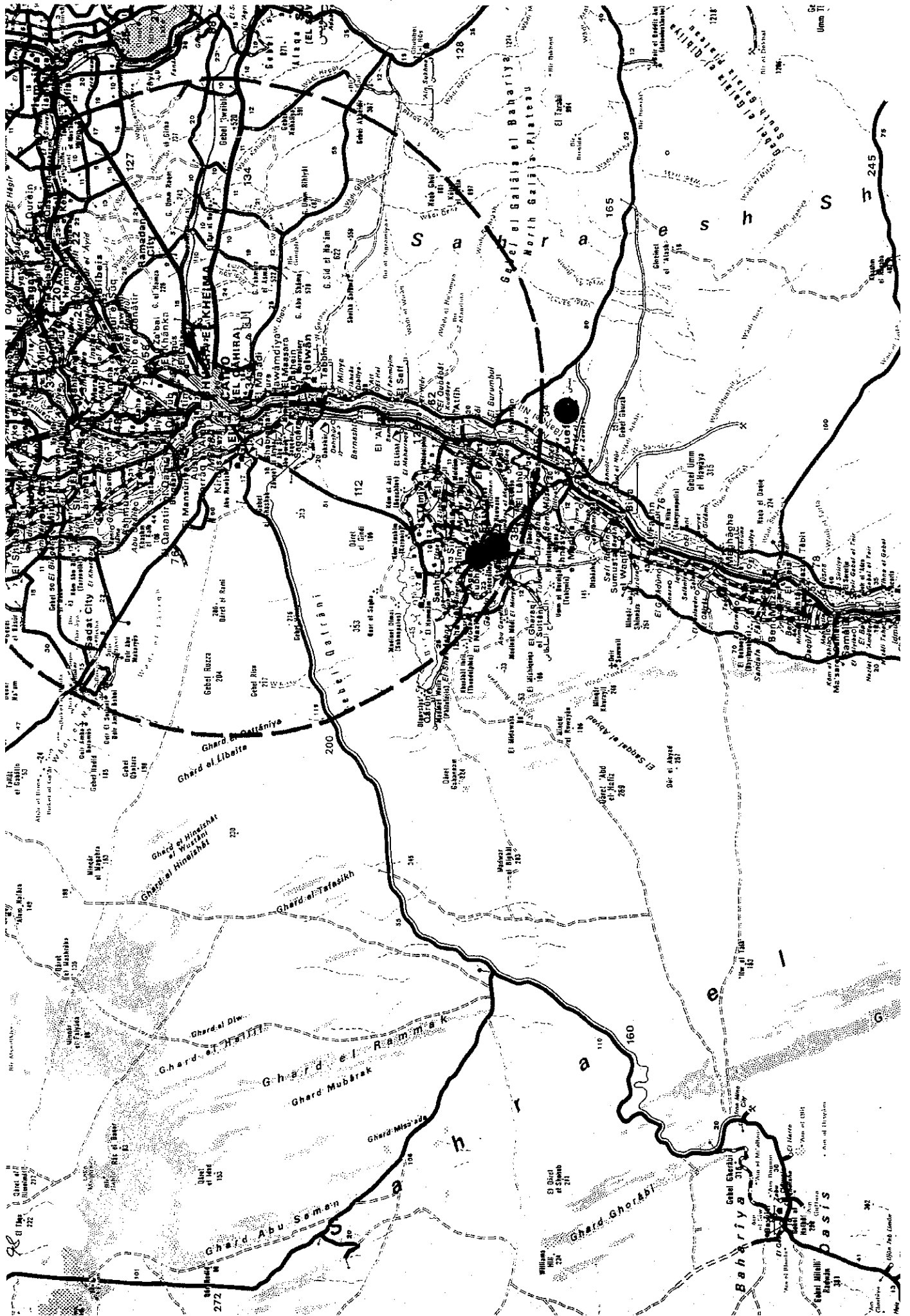
Notes 1) "m" and "d" in 3rd column show months and days of age of patients.

2) "*" and "**" in 4th column show 2nd page and 3rd page of attached map.

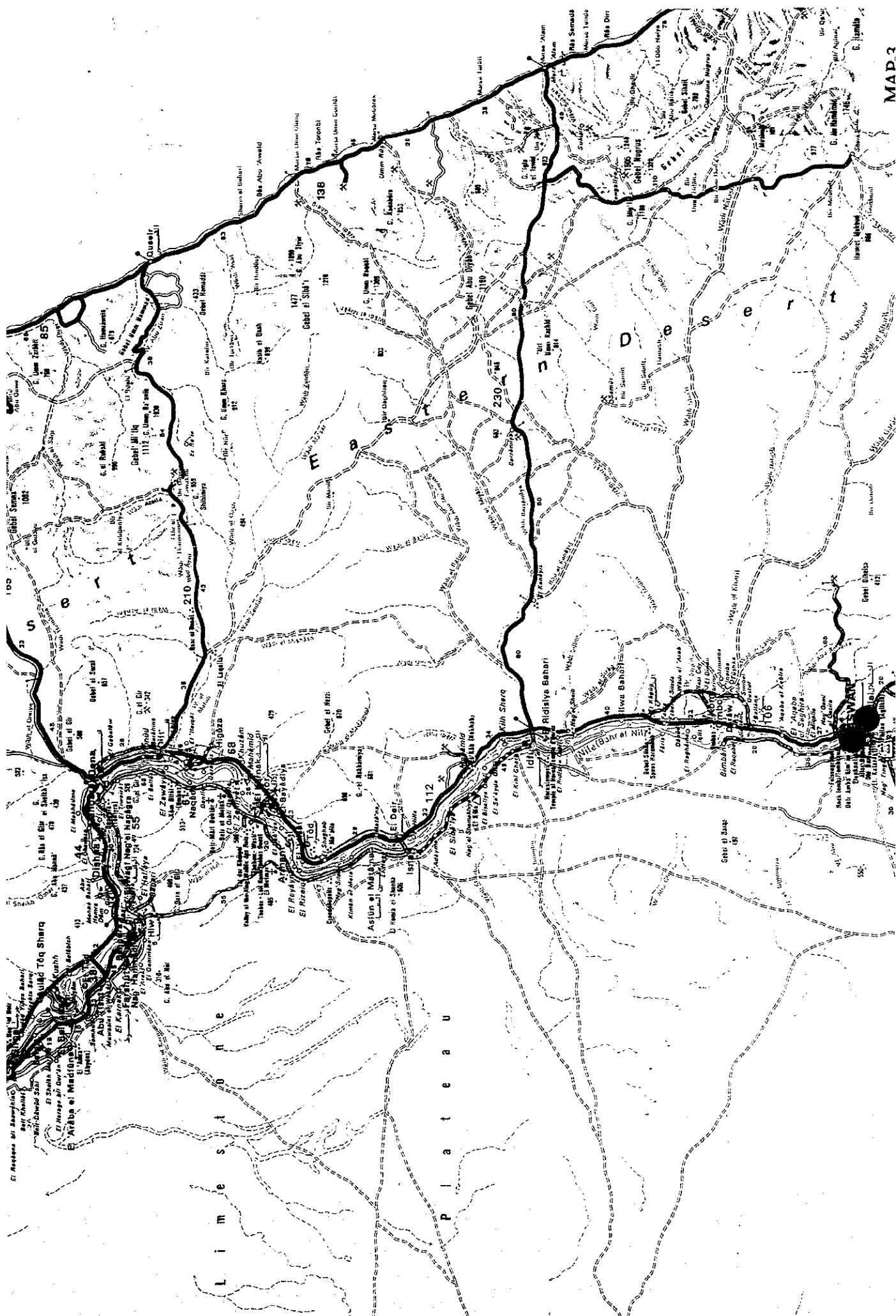


MAP-1









L i m e s t
P i a t e a u

JICA