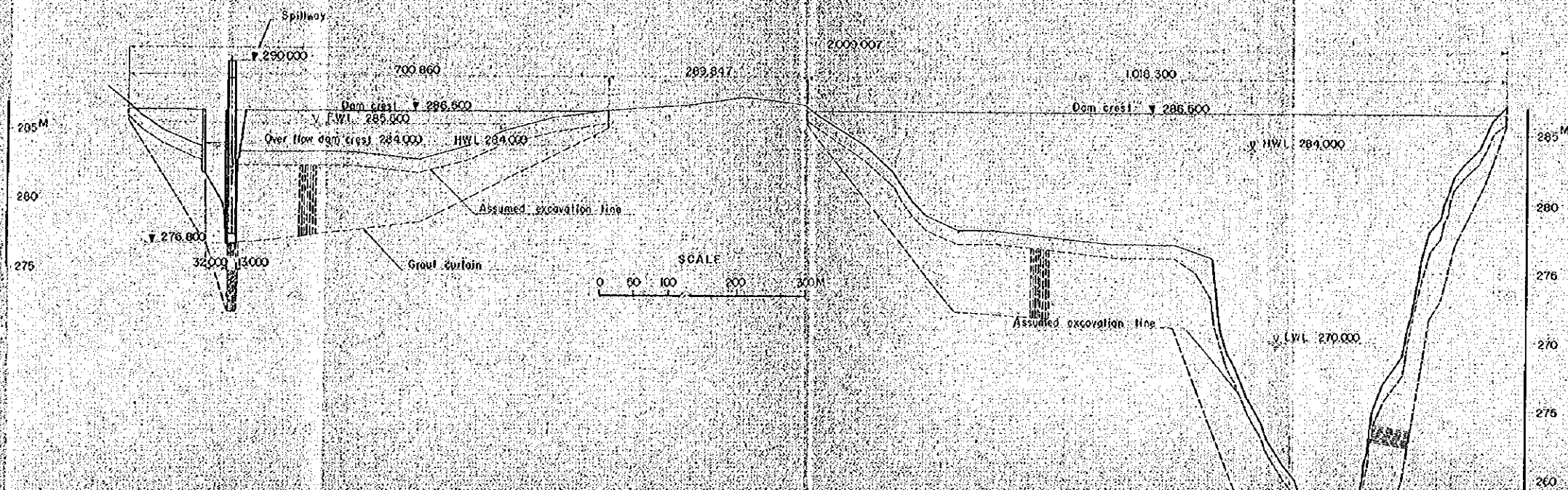
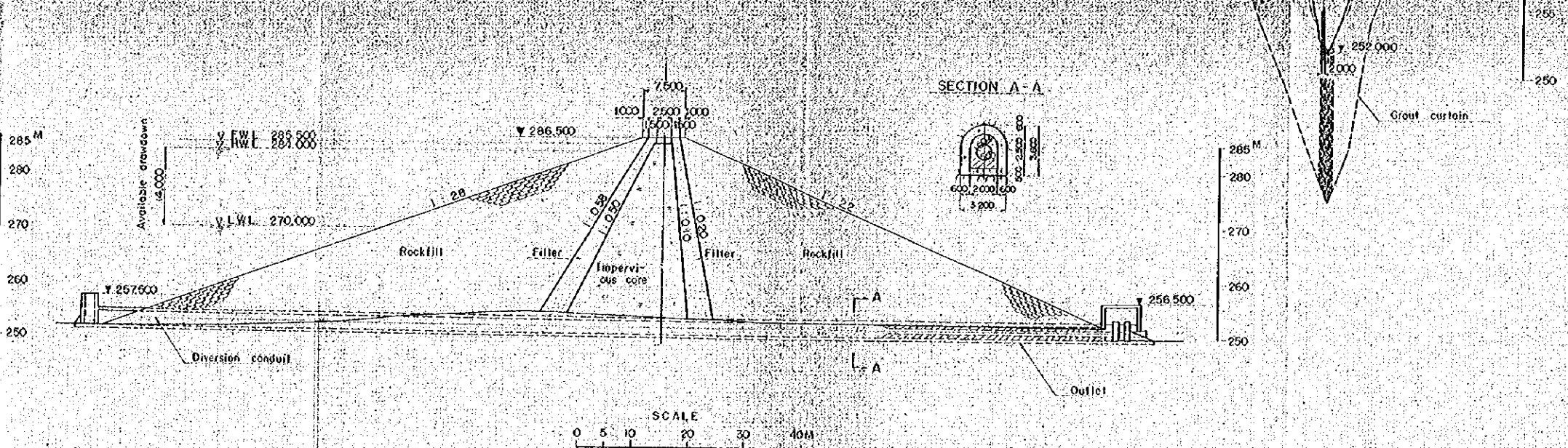


DAM DEVELOPED ELEVATION



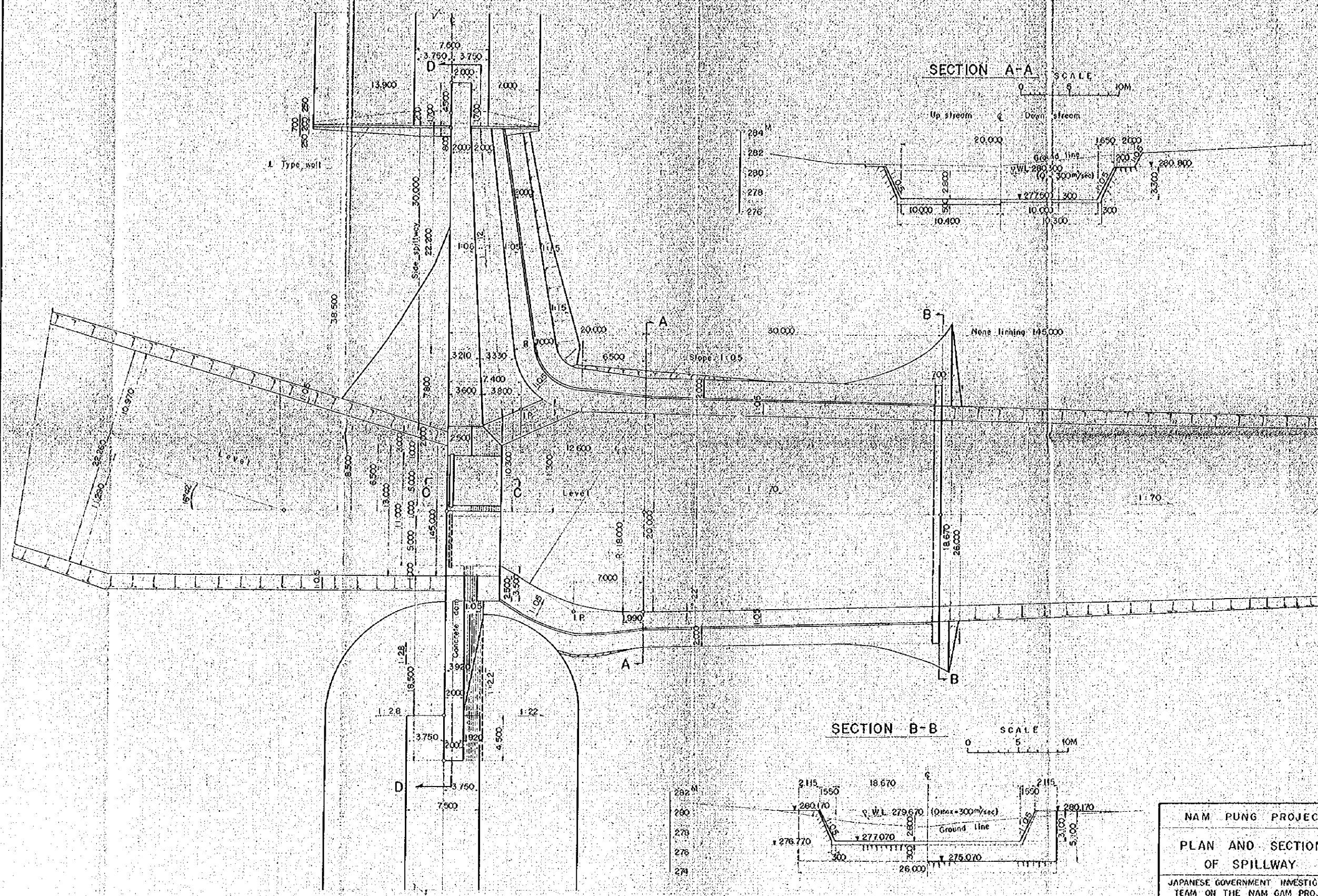
TYPICAL SECTION OF DAM



NAM PUNG PROJECT	
TYPICAL SECTION AND UPSTREAM ELEVATION OF DAM	
JAPANESE GOVERNMENT INVESTIGATION TEAM ON THE NAM GAM PROJECT TOKYO	
JULY 1962	1102


PLAN OF SPILLWAY

SCALE 0 5 10M



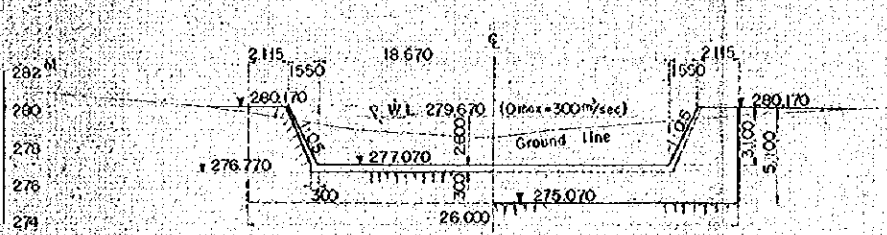
SECTION A-A

SCALE 0 5 10M



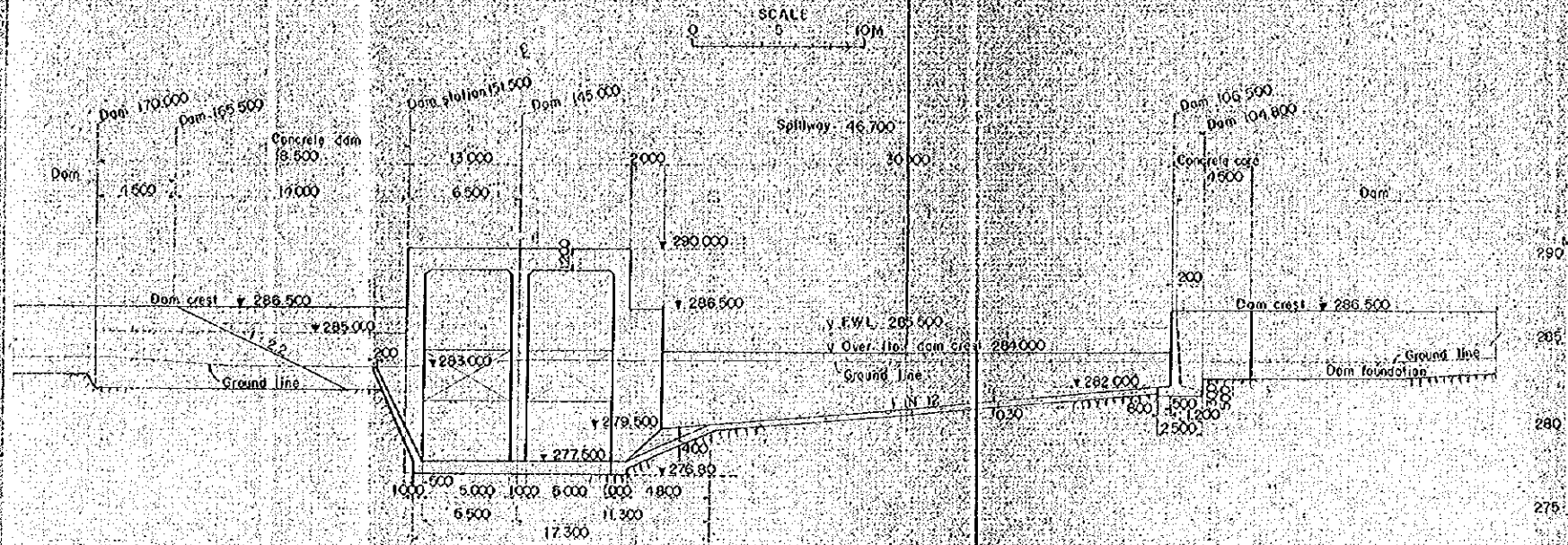
SECTION B-B

SCALE 0 5 10M

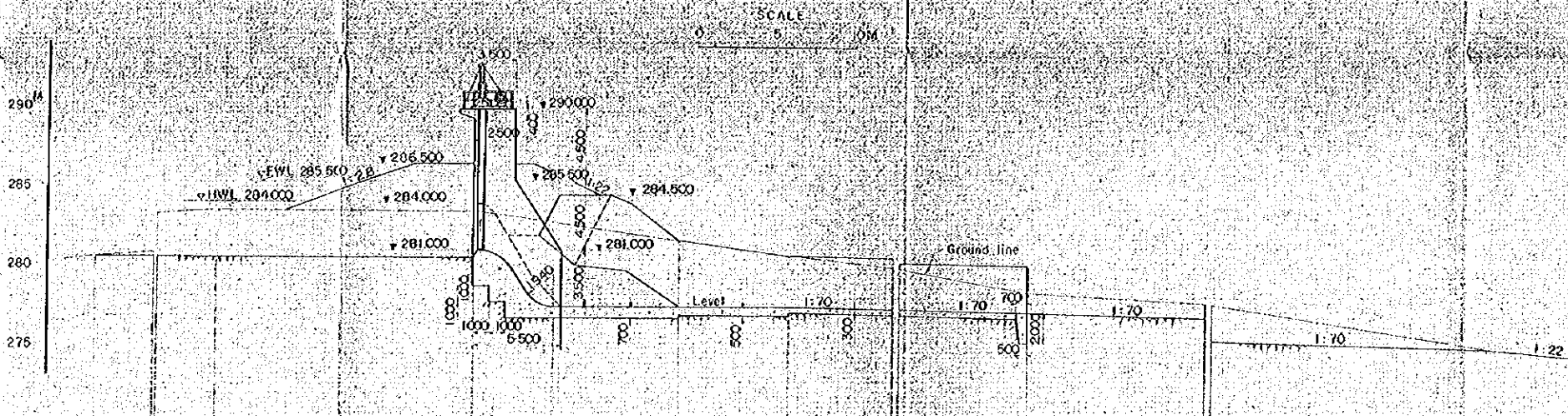


NAM PUNG PROJECT	
PLAN AND SECTION OF SPILLWAY	
JAPANESE GOVERNMENT INVESTIGATION TEAM ON THE NAM GAM PROJECT TOKYO	
JULY 1962	1601

SECTION SPILLWAY D-D



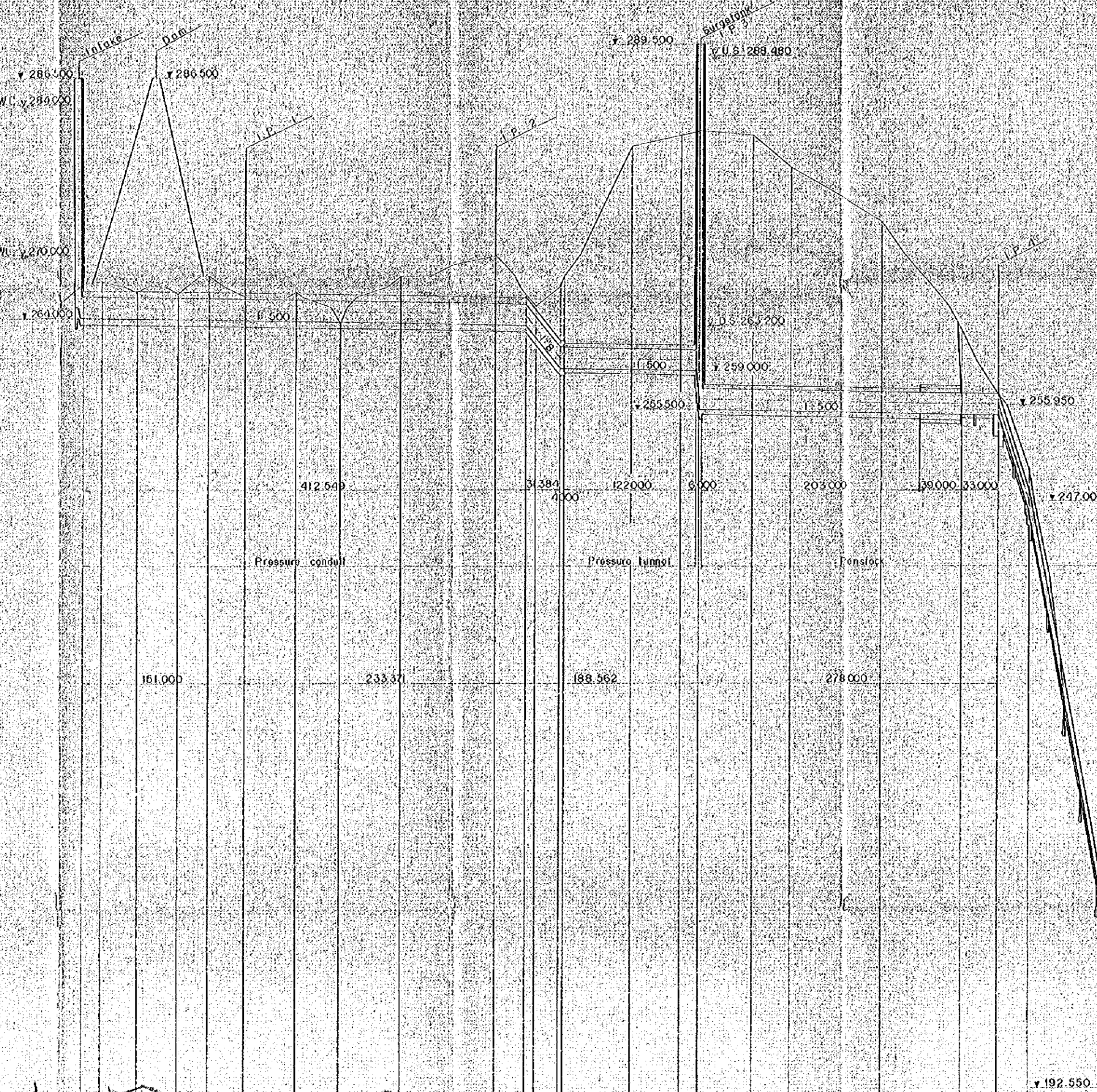
SECTIONAL PROFILE OF SPILLWAY



STATION	DIS.	T.D. ∇	C.H.	F.H.
NO. 2	5.8.000	75.500	280.500	280.500
NO. 1	16.500	16.500	283.500	280.500
NO. 0	0	0	283.500	280.500
NO. 1	5.000	5.000	282.500	277.500
NO. 2	8.000	13.000	281.800	277.500
NO. 3	7.000	20.000	280.800	277.500
NO. 4	30.000	50.000	278.500	277.000
NO. 5	145.000	195.000	275.000	275.000

NAM PUNG PROJECT
 SECTION OF SPILLWAY
 JAPANESE GOVERNMENT INVESTIGATION
 TEAM ON THE NAM GAM PROJECT
 TOKYO
 JULY 1962 1602

290M
280
270
260
250



SCALE
0 100

88 400

3 200

000

1 500

203 000

39 000

33 000

Penstock

270 000

I.P. 4

255 950

247 000

Turbin center

Power plant

9 000

3 000

6 000

I.P. 5

203 500

200 000

192 550

192 600

I.P. 6

I.P. 7

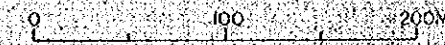
I.P. 8

I.P. 9

Toll race

1 800

SCALE



280 M

270

260

250

240

230

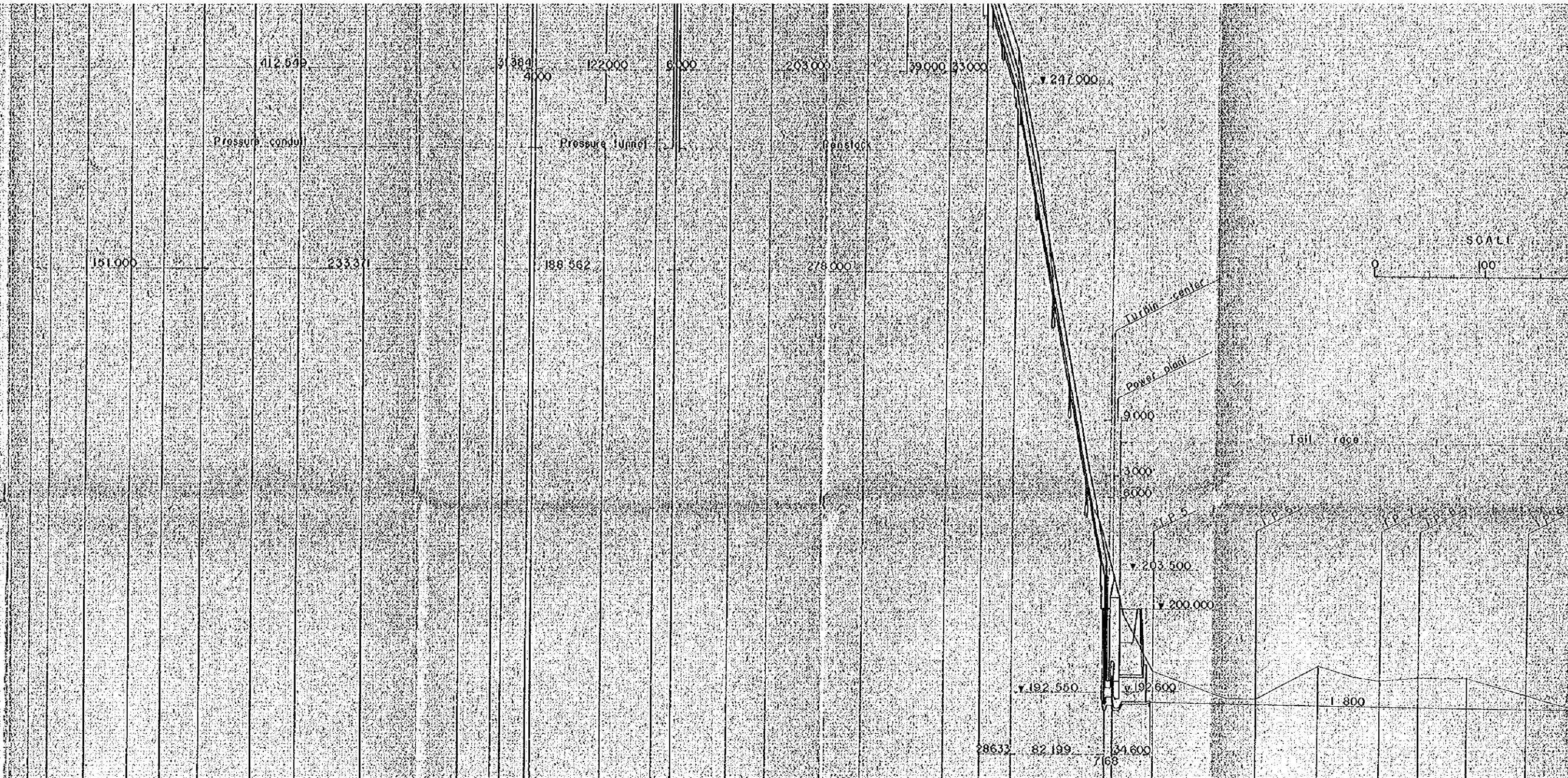
220

210

200

190

O.S.	T.D.S.	G.F.	F.H.
0	0	267,200	264,000
17,000	17,000	267,500	263,966
32,000	49,000	266,500	263,902
38,000	87,000	266,300	263,826
29,000	116,000	266,000	263,768
35,000	151,000	266,000	263,698
46,000	197,000	266,400	263,606
41,000	236,000	263,600	263,524
57,000	295,000	268,000	263,410
89,371	364,371	269,800	263,231
28,178	412,549	266,000	263,175
9,000	421,549	265,000	263,050
22,385	443,933	267,000	259,262
41,000	479,933	268,000	259,222
62,000	509,933	280,000	259,120
46,000	555,933	281,000	259,028
17,000	572,933	281,400	259,500
50,000	622,933	281,000	255,406
55,000	637,933	278,000	255,336
85,000	742,933	273,000	255,166
55,000	817,933	263,000	(Penstock) 256,016
33,000	850,933	257,000	255,950
28,633	879,566	249,200	247,000
82,199	961,765	205,600	203,500
7,168	968,933	203,000	192,550
37,100	1,006,033	194,300	191,660
93,100	1,099,133	192,000	191,544
55,600	1,154,733	195,000	191,474
55,100	1,209,833	193,700	191,405
35,500	1,245,333	194,000	191,361
44,400	1,289,733	194,000	191,305
53,000	1,342,733	192,500	191,239
44,000	1,386,733	192,000	191,183



SCALE
0 100



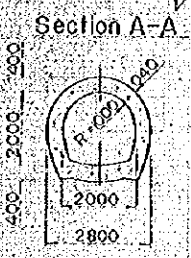
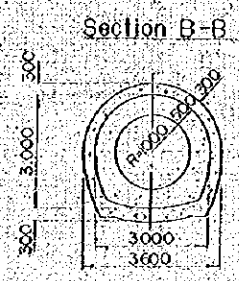

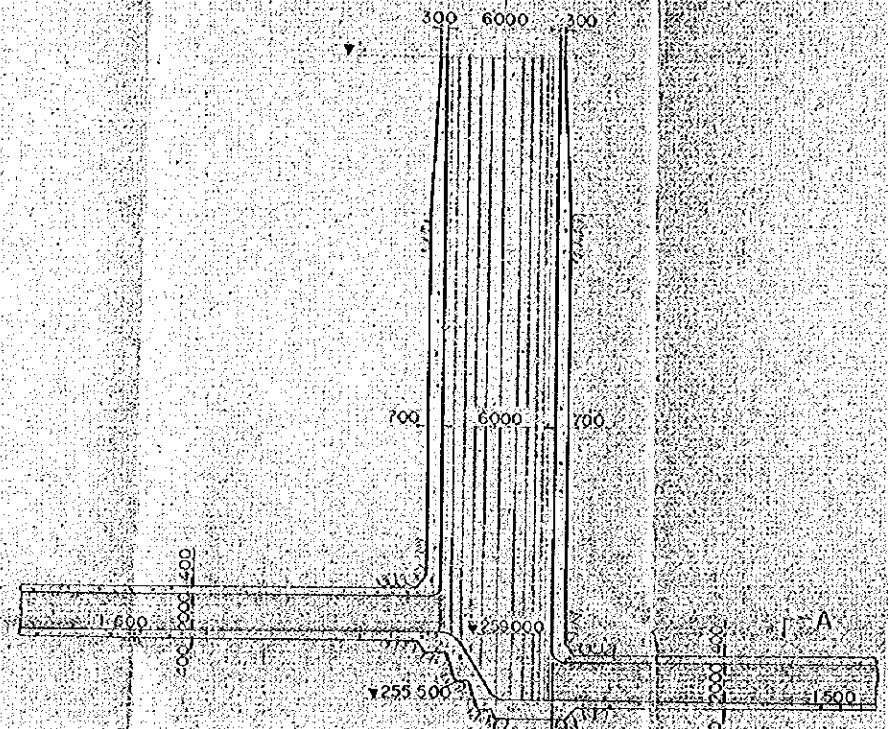
46,000	555,933	281,000	259,026
47,000	572,933	281,400	255,500
50,000	622,933	281,000	255,406
55,000	687,933	278,000	255,336
65,000	782,933	273,000	255,166
55,000	817,933	263,000	(Penstock) 256,016
33,000	850,933	257,000	255,950
28,633	879,566	249,200	247,000
82,199	961,765	205,600	203,500
7,168	968,933	203,000	192,550
37,100	1,006,033	194,300	191,660
93,100	1,099,133	192,000	191,544
55,600	1,54,733	195,000	191,474
55,100	1,209,333	193,700	191,405
35,500	1,243,333	194,000	191,361
40,400	1,289,733	194,000	191,305
53,000	1,342,733	192,500	191,239
64,000	1,396,733	191,700	191,184

NAM PUNG PROJECT

LONGITUDINAL SECTION

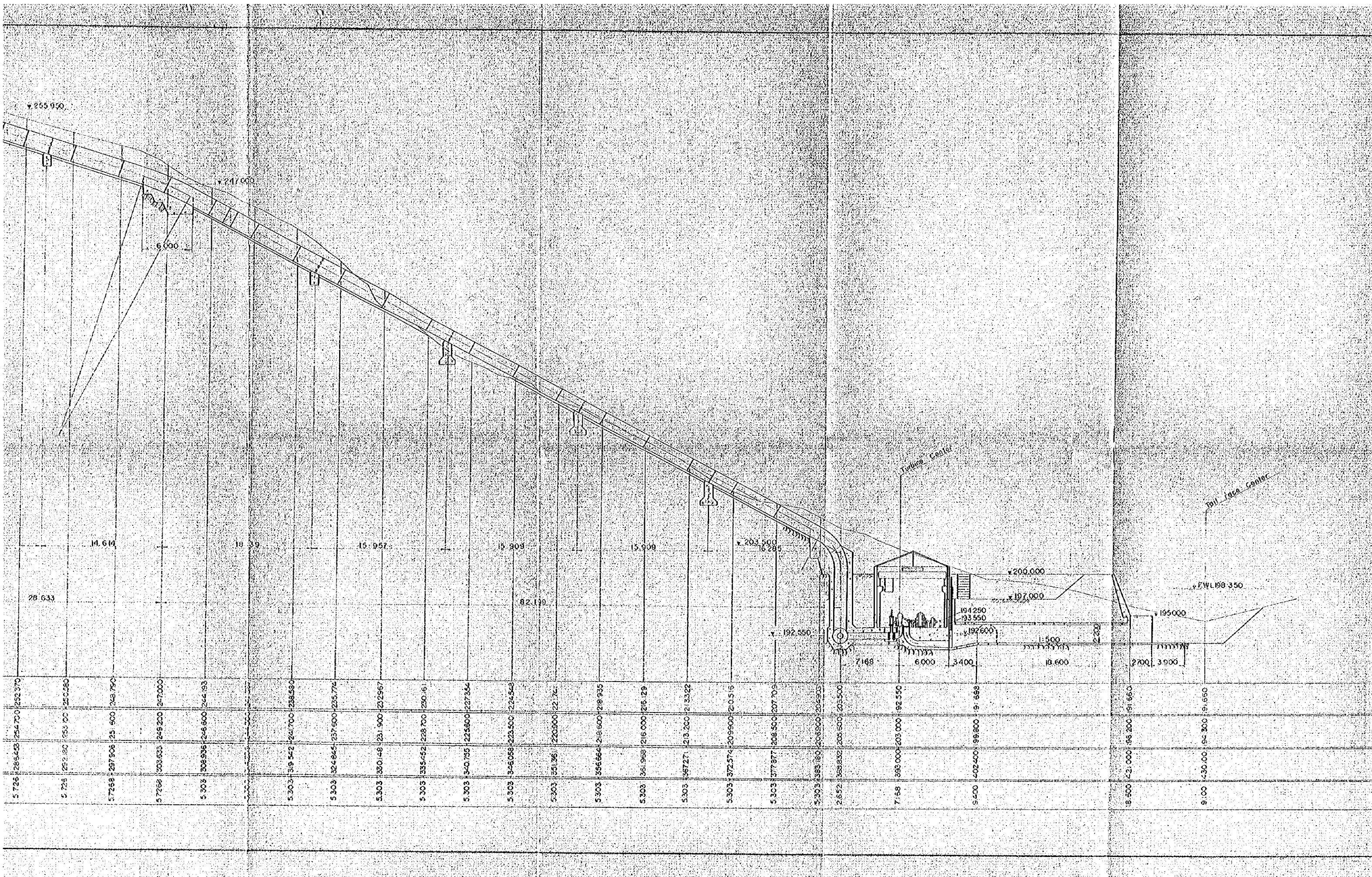
JAPANESE GOVERNMENT INVESTIGATION
TEAM ON THE NAM GAM PROJECT
TOKYO

JULY 1962 5-0-1



DIS	T.D.S	G.H.	F.H.
0.000	0.000	281.300	(invert) 255.500
3.000	0.000	281.000	(invert) 255.500
203.000	203.000	268.300	255.094
39.000	242.000	263.000	(invert) 256.016
3.000	245.000	262.000	256.016
6.000	251.000	261.000	255.998
6.000	257.000	259.800	255.986
6.000	263.000	258.900	255.974
6.000	269.000	258.000	255.962
6.000	275.000	257.000	255.950
5.726	270.726	256.200	255.150
5.726	266.653	254.700	253.370
5.725	262.160	253.000	250.580

278.000
39.000
12.000
21.000
10.010
33.000
28.633



255.950

247.000

6.000

14.610

10.39

15.957

15.909

15.909

16.210

Turbine Center

Tail Race Center

286.450

287.000

287.550

288.100

288.650

289.200

289.750

290.300

290.850

291.400

291.950

292.500

293.050

293.600

294.150

294.700

295.250

295.800

296.350

296.900

297.450

298.000

298.550

299.100

299.650

254.700

255.250

255.800

256.350

256.900

257.450

258.000

258.550

259.100

259.650

260.200

260.750

261.300

261.850

262.400

262.950

263.500

264.050

264.600

265.150

265.700

266.250

266.800

267.350

267.900

286.450

287.000

287.550

288.100

288.650

289.200

289.750

290.300

290.850

291.400

291.950

292.500

293.050

293.600

294.150

294.700

295.250

295.800

296.350

296.900

297.450

298.000

298.550

299.100

299.650

200.000

197.000

192.550

7.148

6.000

3.400

18.600

2.700

3.900

194.250

193.550



192.600

F.W.L. 198.350

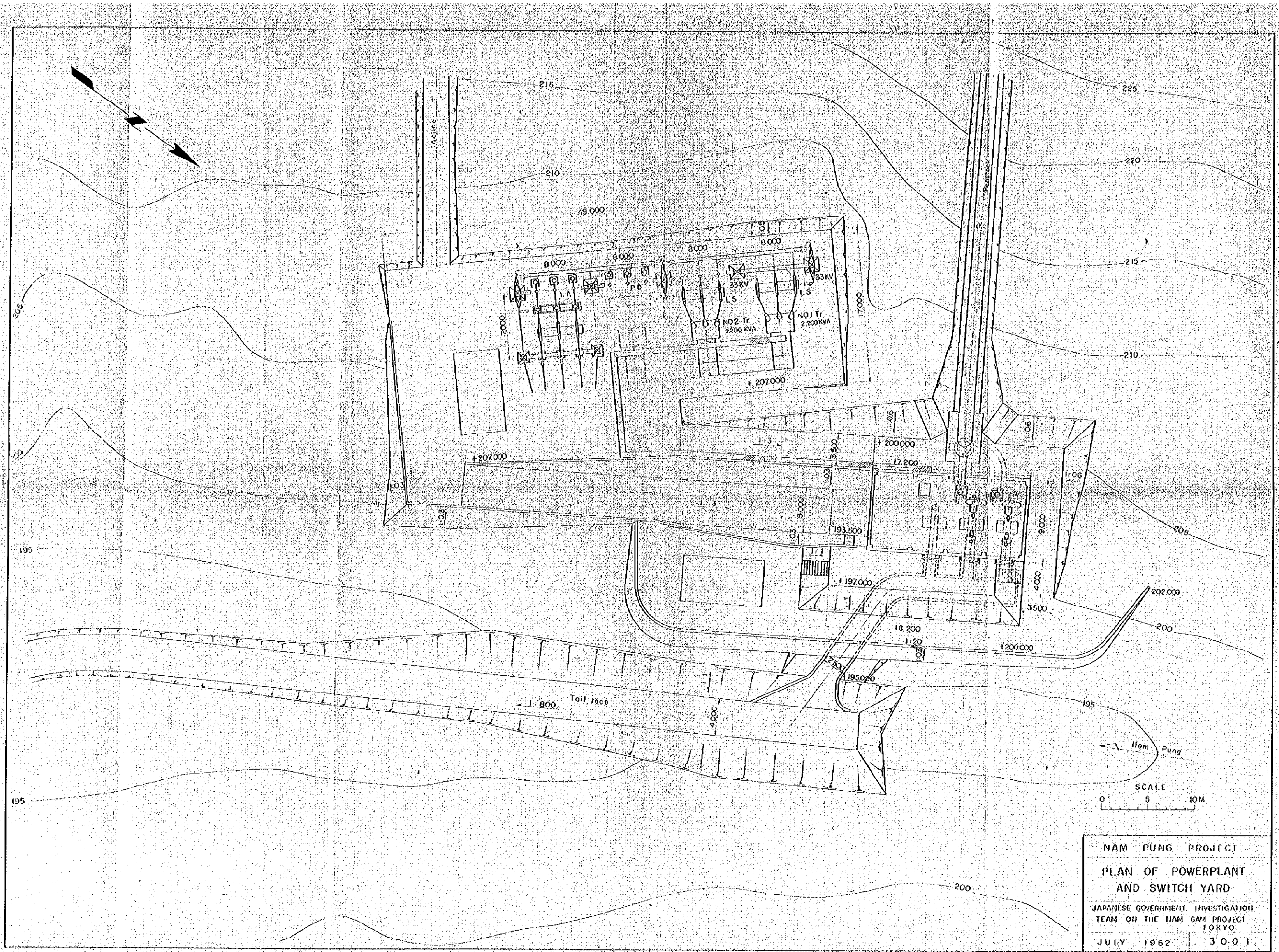
195.000

1.500

2.000



NAM PUNG PROJECT
 SECTIONAL PROFIL OF
 POWERPLANT
 JAPANESE GOVERNMENT INVESTIGATION
 TEAM ON THE NAM GAN PROJECT
 TOKYO
 JULY 1962 | 2401



NAM PUNG PROJECT
 PLAN OF POWERPLANT
 AND SWITCH YARD
 JAPANESE GOVERNMENT INVESTIGATION
 TEAM ON THE NAM GAM PROJECT
 TOKYO
 JULY 1962 3 0 0 1

