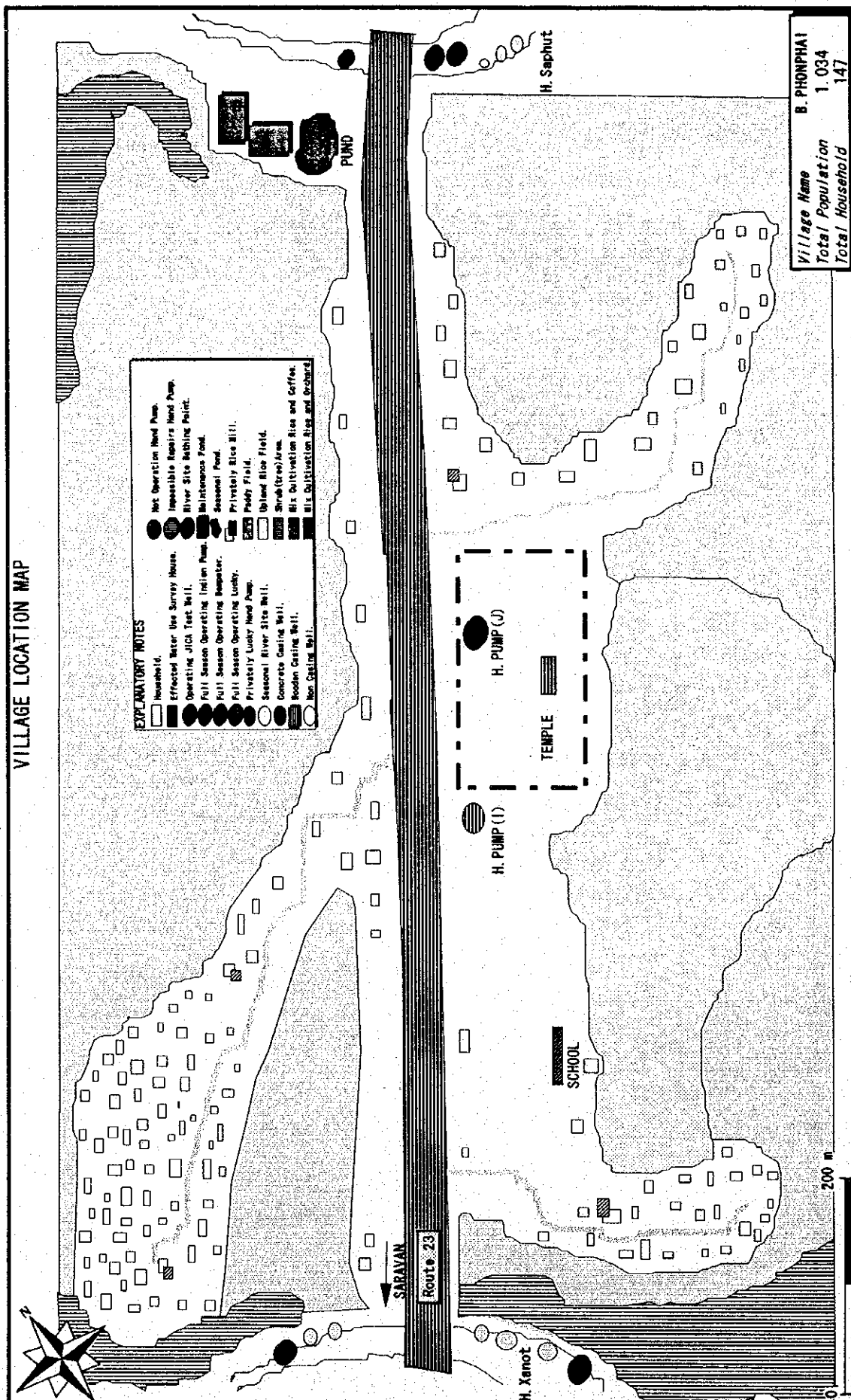
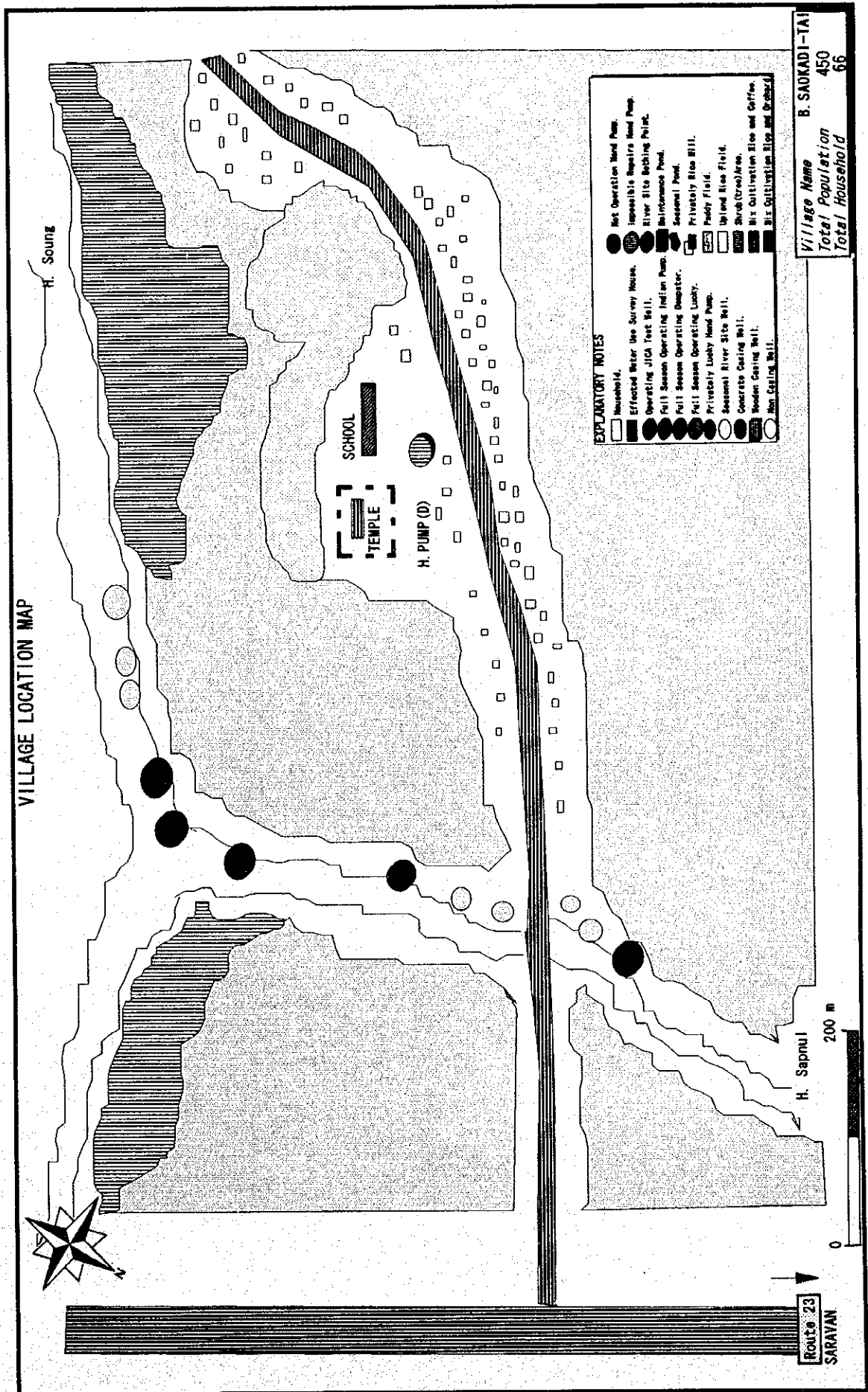


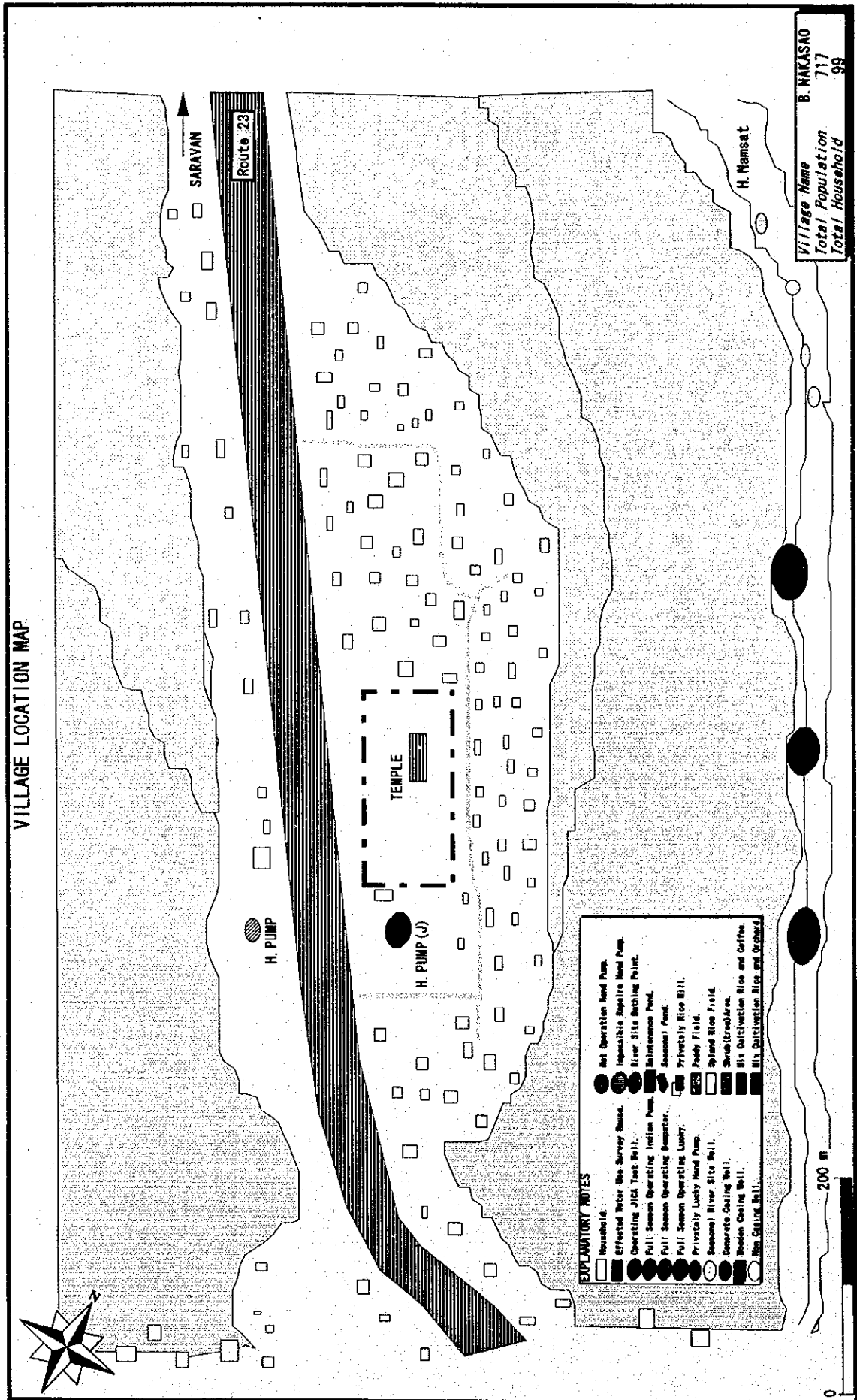
VILLAGE LOCATION MAP



VILLAGE LOCATION MAP



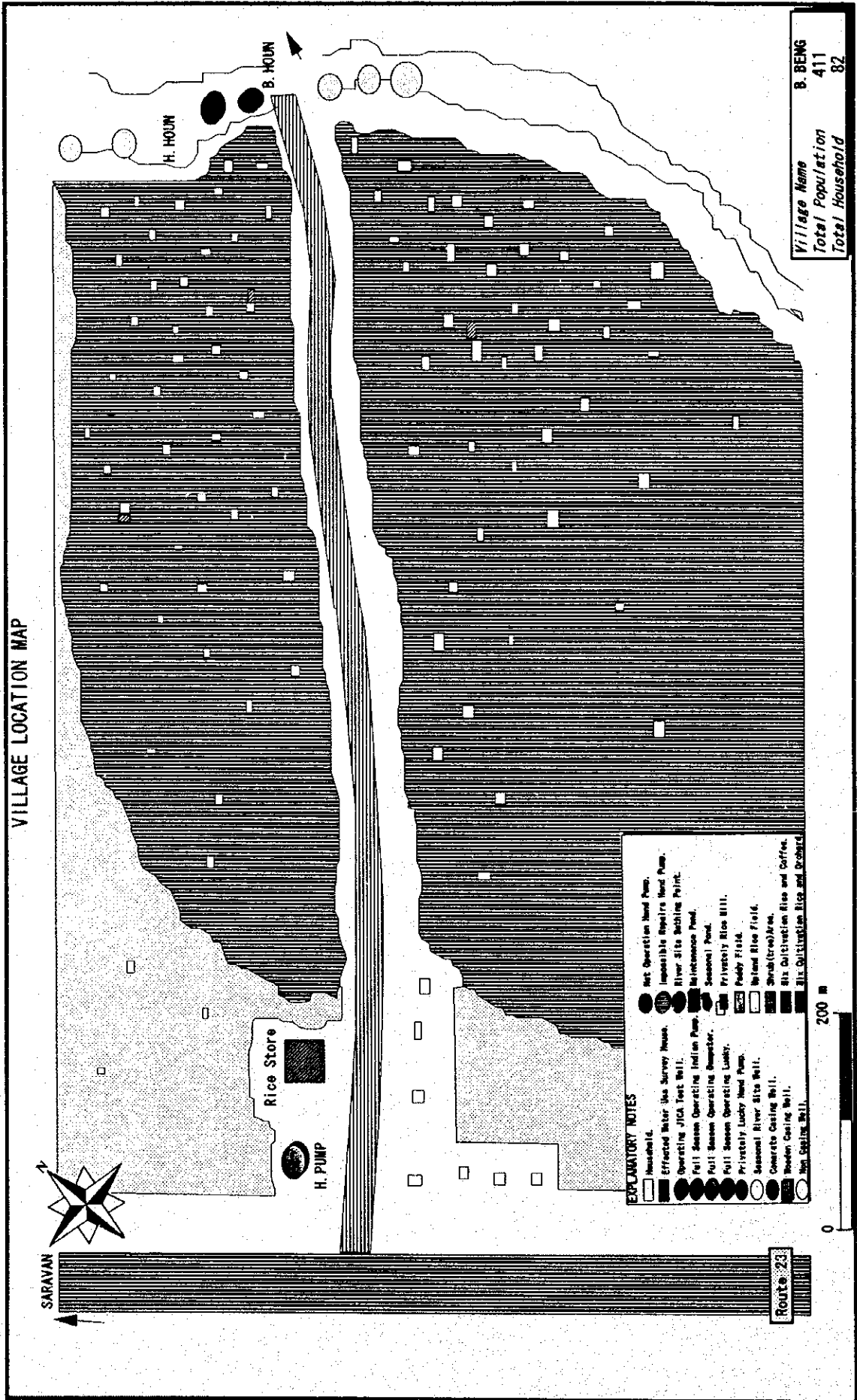
VILLAGE LOCATION MAP






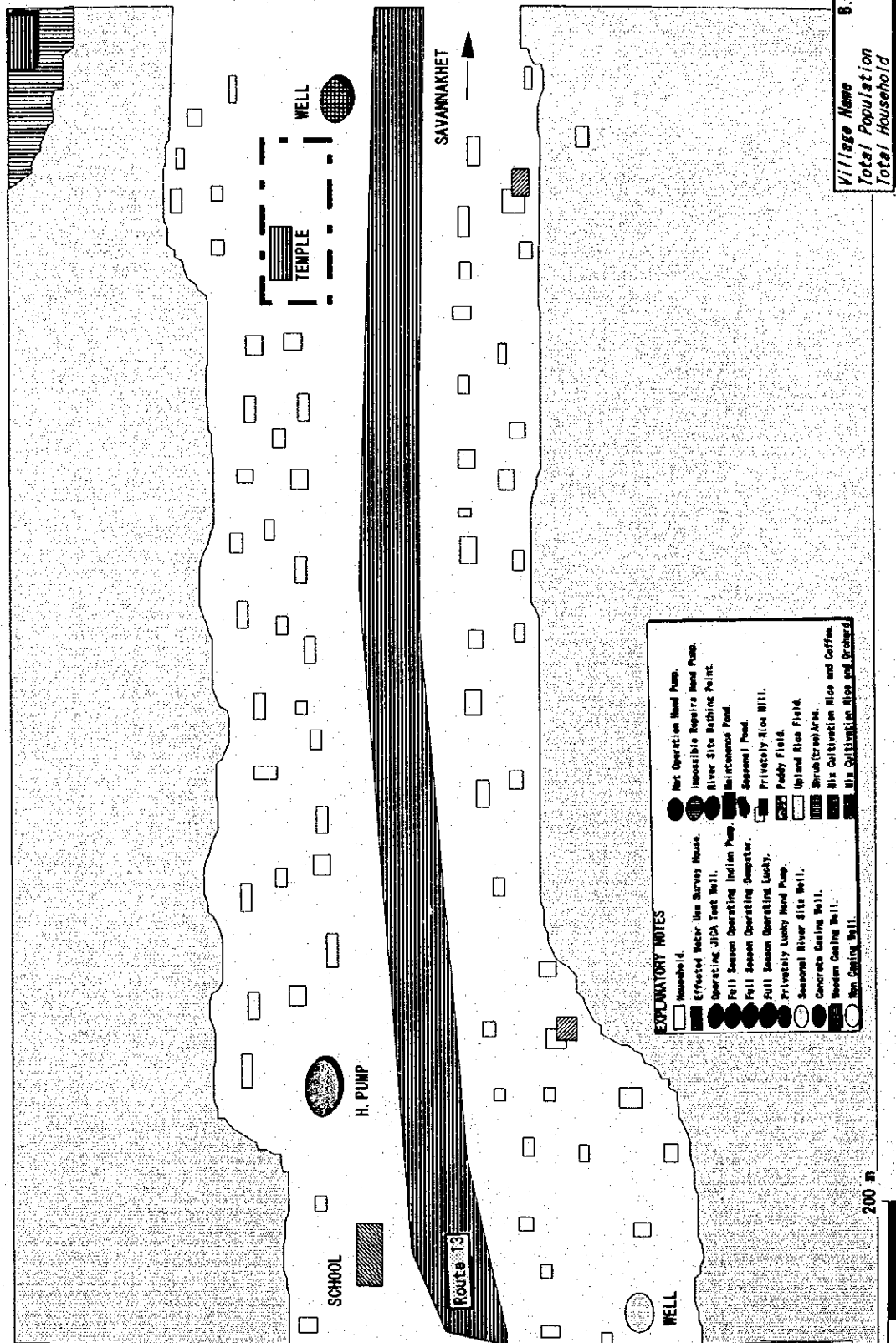
Village Name	Total Population	Total Household
B. LAVANG	549	107

VILLAGE LOCATION MAP






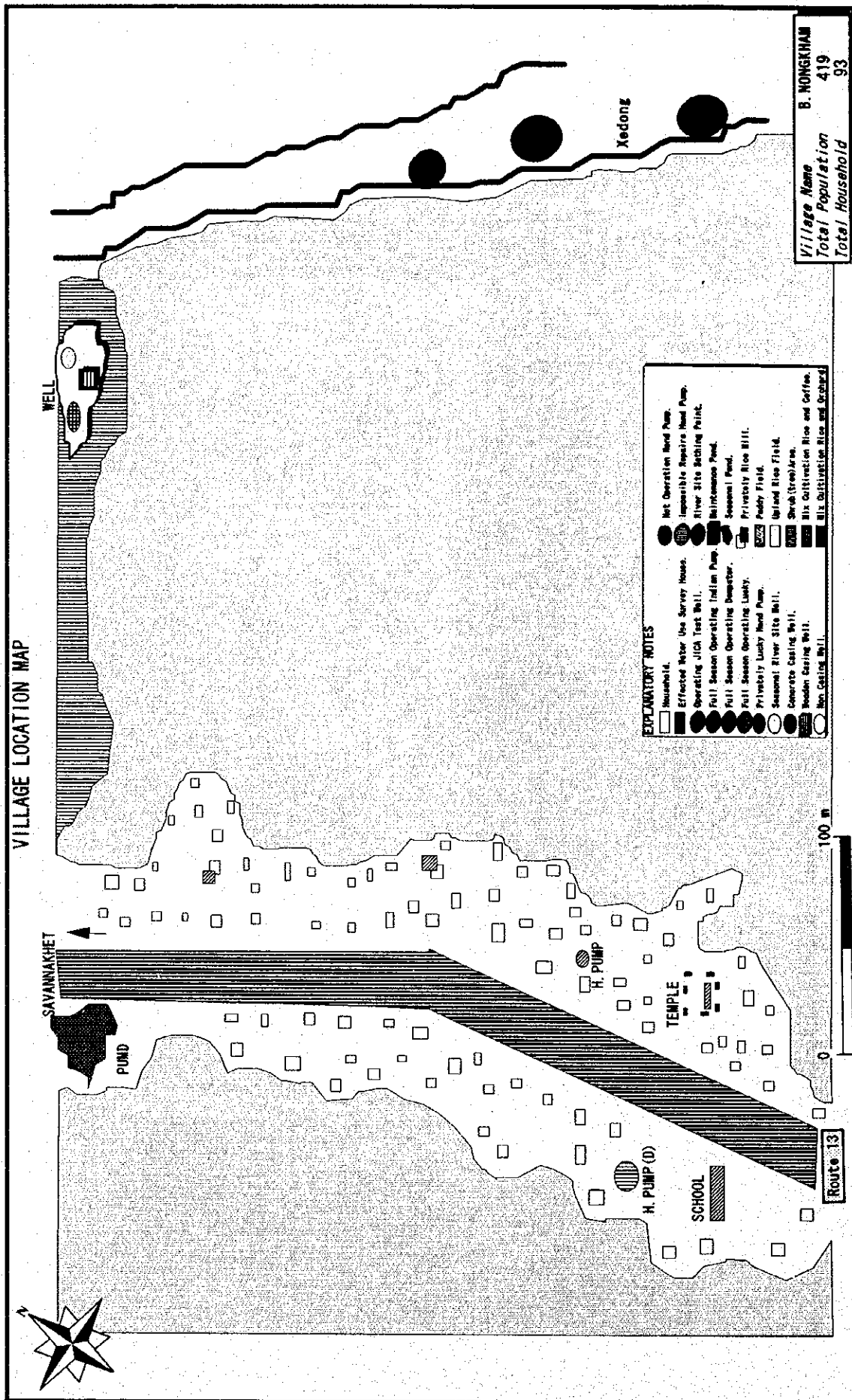
VILLAGE LOCATION MAP



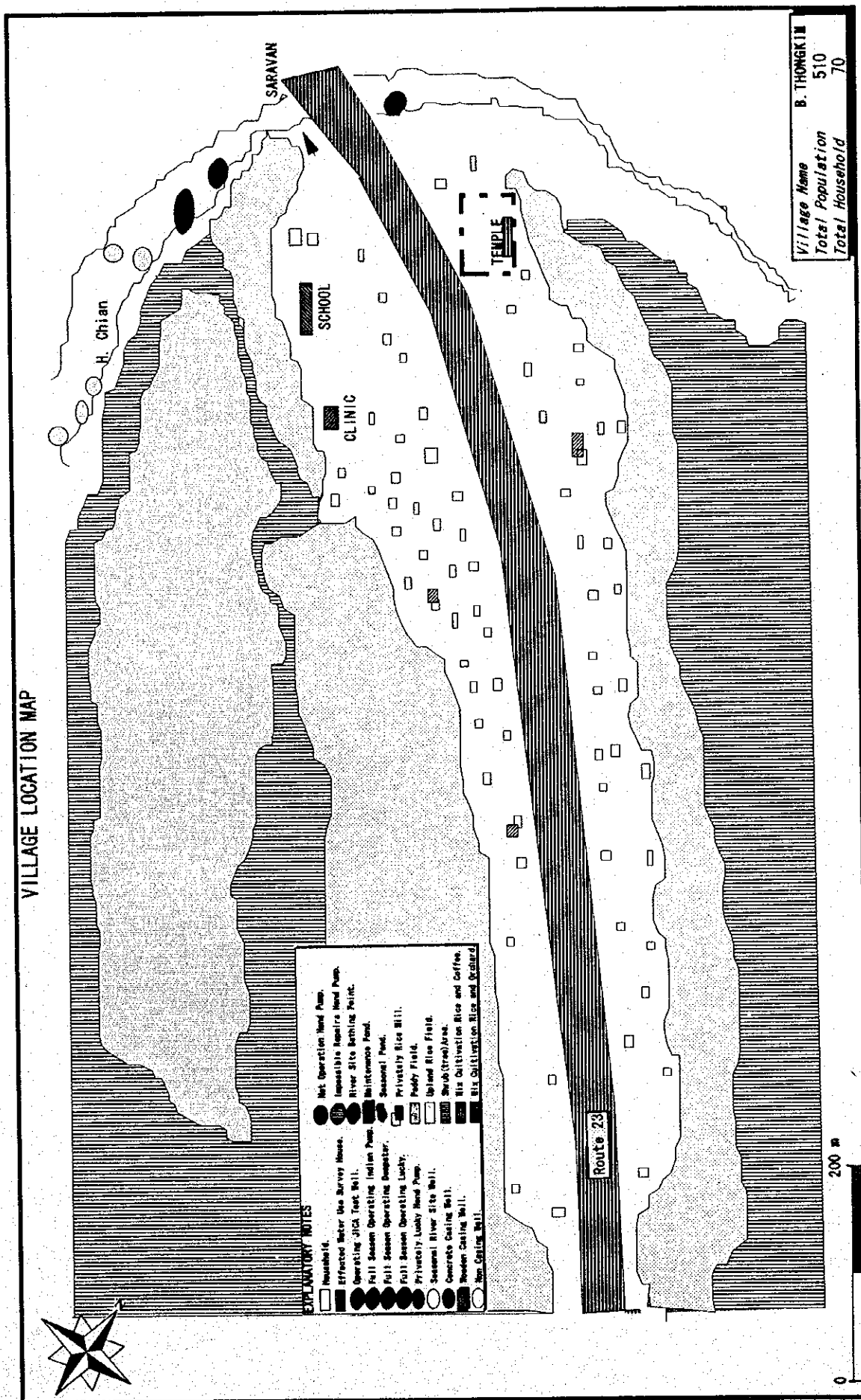
VILLAGE LOCATION MAP



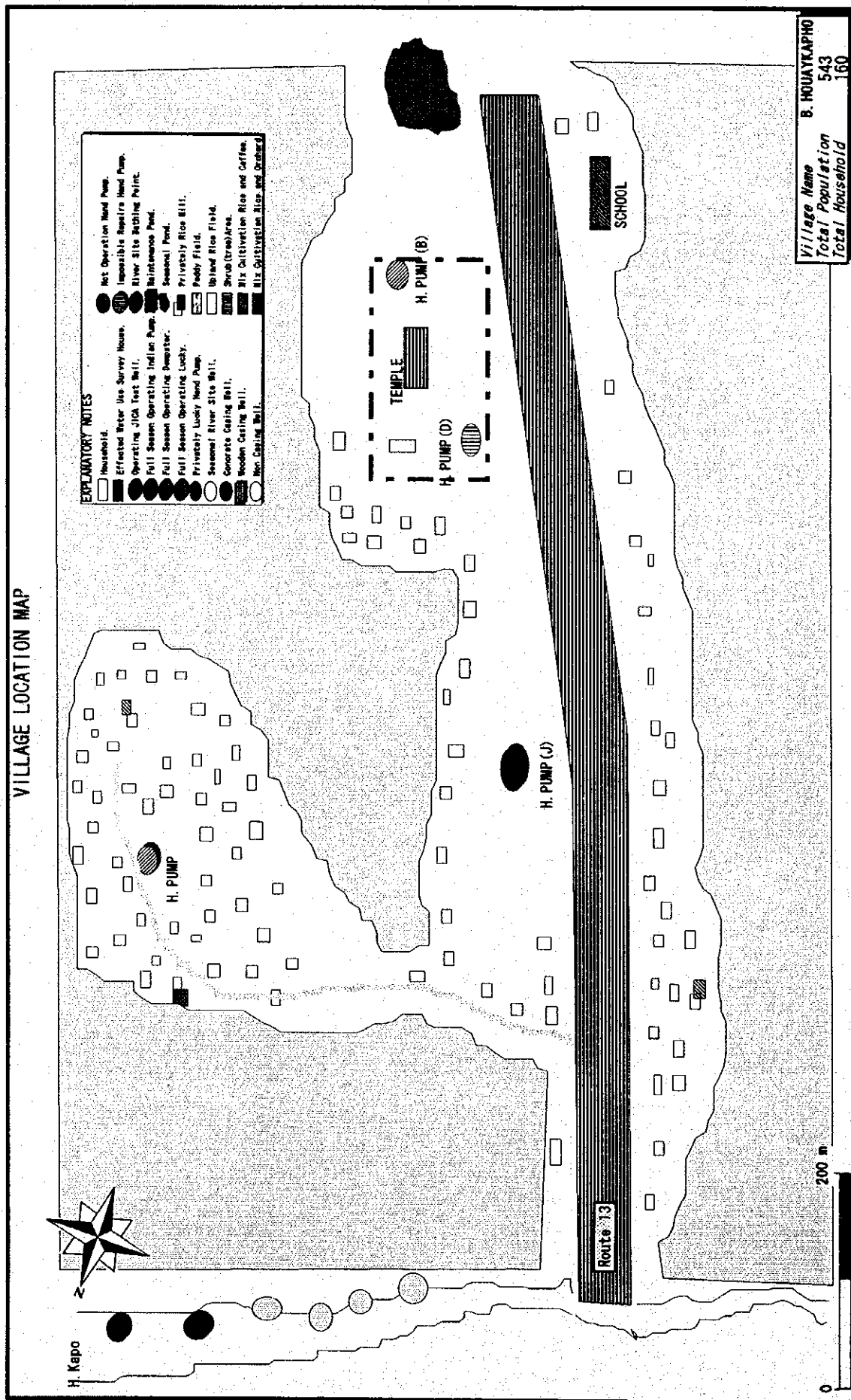
VILLAGE LOCATION MAP



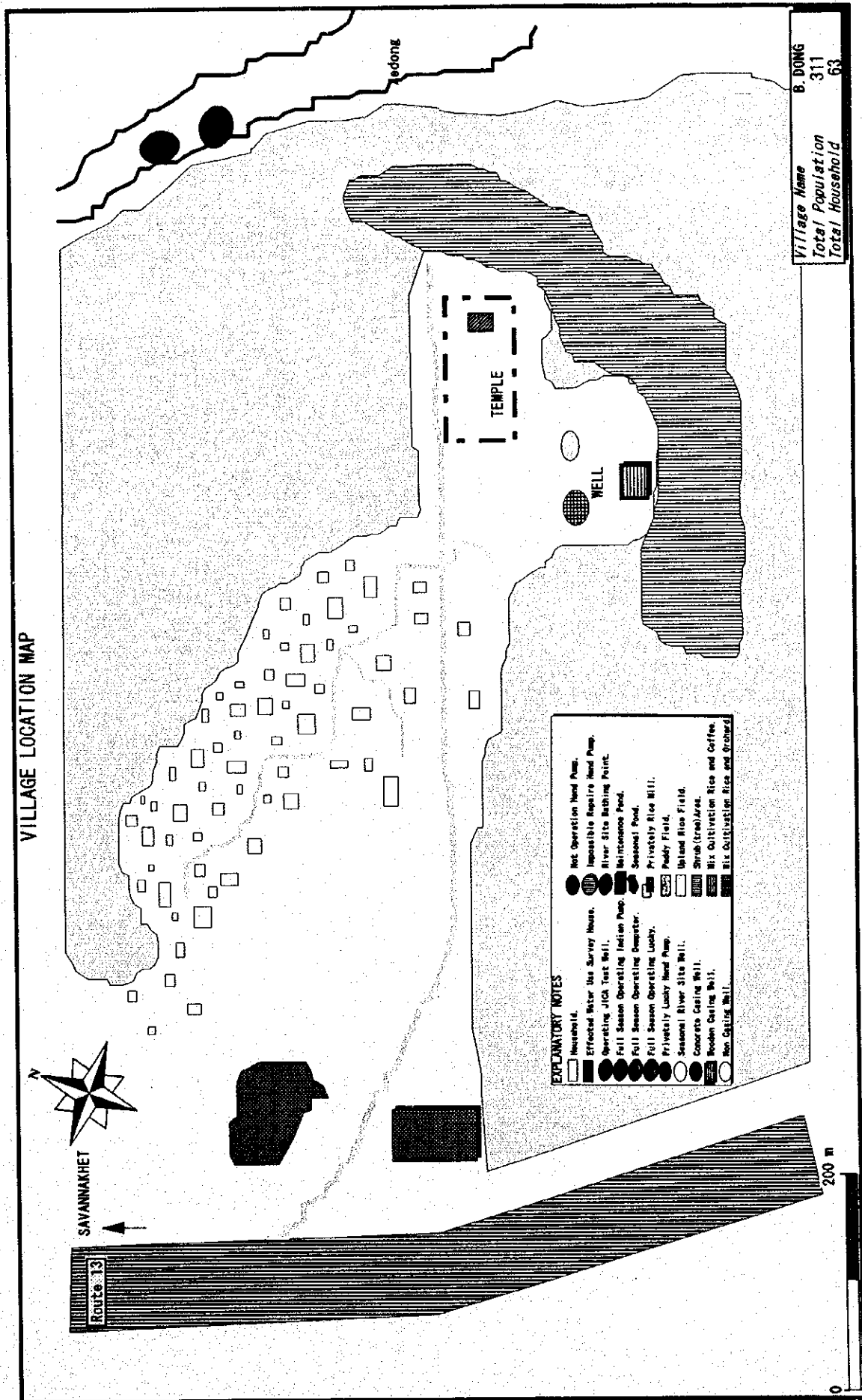
VILLAGE LOCATION MAP



VILLAGE LOCATION MAP



VILLAGE LOCATION MAP



VILLAGE LOCATION MAP

Savannakhet

Route 13

H. Suknoy

EXPLANATORY NOTES

- Household
- Effected Water Use Survey House
- Operating JICA Test Well
- Full Season Operating Indian Pump
- Full Season Operating Deepwater
- Full Season Operating Lucky
- Privately Lucky Hand Pump
- Seasonal River Site Well
- Concrete Casing Well
- Wooden Casing Well
- Non Casing Well
- Not Operation Hand Pump
- Impossible Repairs Hand Pump
- River Site Building Point
- Maintenance Pond
- Seasonal Pond
- Privately Rice Mill
- Paddy Field
- Upland Rice Field
- Shrub (tree) Area
- Rice Cultivation Rice and Coffee
- Rice Cultivation Rice and Rubber

Village Name **B. BOUNBIKHA**
Total Population **1,010**
Total Household **150**

200 m

Index

200

Village Name	Total Population	Total Household
B. BOUNBKHA	1,010	150

50

VILLAGE LOCATION MAP



H. Chuang

EXPLANATORY NOTES

- Household.
- Effect of Water Use Survey House.
- Operating JICA Test Well.
- Full Season Operating Indian Pump.
- Full Season Operating Damodar.
- Full Season Operating Lucky.
- Privately Lucky Hand Pump.
- Seasonal River Site Well.
- Concrete Casing Well.
- Wooden Casing Well.
- Non Casing Well.
- Art Operation Hand Pump.
- Impossible Repairs Hand Pump.
- River Site Bathing Point.
- Maintenance Pond.
- Seasonal Pond.
- Privately Rice Mill.
- Paddy Field.
- Upland Rice Field.
- Shrub (tree) land.
- Site Cultivation Rice and Coffee.
- Site Cultivation Rice and Orchard.

B. Lak 21

Route 20

TEMPLE

100 m

Village Name	B. PHASOUAN
Total Population	157
Total Household	37

2.2 Pumping Time Survey Data in 5 Villages (During Dry Season)

Sheet1

Result of Pumping Time 2 Villages in Champasak Province

Data Collection Date 23 / Feb / 1995

C-51 B. Lack 21

Each Pumping time in Village (1)

Time	1	2	3	4	5	6	7	8	9	10	11	12	13	14	15	16	17	18	19	20	21	22	23	24
Male	0	0	0	0	0	0	0	0	0	0	0	0	0	0	0	0	0	0	0	0	0	0	0	0
Female	0	0	0	0	0	2	0	0	0	0	1	0	0	0	0	1	0	0	0	0	0	0	0	0
Boy	0	0	0	0	0	0	0	0	0	0	0	0	0	0	0	0	0	0	0	0	0	0	0	0
Girl	0	0	0	0	0	0	0	0	0	0	0	0	0	0	0	0	0	0	0	0	0	0	0	0
Time Total	0	0	0	0	0	2	0	0	0	0	1	0	0	0	0	1	0	0	0	0	0	0	0	0

Time	1	2	3	4	5	6	7	8	9	10	11	12	13	14	15	16	17	18	19	20	21	22	23	24
Male	0	0	0	0	0	1	0	0	0	0	0	0	0	2	2	1	0	0	0	0	0	0	0	0
Female	0	0	0	0	0	0	5	1	0	0	0	0	0	0	0	0	0	0	0	0	0	0	0	0
Boy	0	0	0	0	0	0	0	0	0	0	0	0	0	1	0	4	0	0	0	0	0	0	0	0
Girl	0	0	0	0	0	1	0	0	0	0	0	0	0	0	0	0	0	0	0	0	0	0	0	0
Time Total	0	0	0	0	0	2	5	1	0	0	0	0	0	3	2	5	0	0	0	0	0	0	0	0

Time	1	2	3	4	5	6	7	8	9	10	11	12	13	14	15	16	17	18	19	20	21	22	23	24
Male	0	0	0	0	0	0	0	0	0	0	0	0	0	0	0	0	0	0	0	0	0	0	0	0
Female	0	0	0	0	0	12	3	3	2	0	4	0	1	3	2	5	1	0	0	0	0	0	0	0
Boy	0	0	0	0	0	1	1	1	1	0	0	0	0	2	2	6	0	0	0	0	0	0	0	0
Girl	0	0	0	0	0	0	1	0	0	0	2	0	0	0	0	0	0	0	0	0	0	0	0	0
Time Total	0	0	0	0	0	13	5	4	3	0	6	0	1	5	4	11	1	0	0	0	0	0	0	0

Time	1	2	3	4	5	6	7	8	9	10	11	12	13	14	15	16	17	18	19	20	21	22	23	24
Male	0	0	0	0	0	0	0	0	0	0	0	0	0	0	0	0	0	0	0	0	0	0	0	0
Female	0	0	0	0	0	1	1	2	0	0	0	1	0	0	1	3	0	0	0	0	0	0	0	0
Boy	0	0	0	0	0	1	1	0	2	0	0	1	0	3	0	1	0	0	0	0	0	0	0	0
Girl	0	0	0	0	0	0	0	0	1	1	0	0	0	0	0	0	0	0	0	0	0	0	0	0
Time Total	0	0	0	0	0	2	2	2	3	1	0	2	0	3	1	4	0	0	0	0	0	0	0	0

Total Number of Pumping (/day/pump)
 Male 0
 Female 4
 Boy 0
 Girl 0
 Sub-total 0
 4

Total Number of Pumping (/day/pump)
 Male 6
 Female 6
 Boy 5
 Girl 1
 Sub-total 17
 35.3

Total Number of Pumping (/day/pump)
 Male 0
 Female 36
 Boy 14
 Girl 3
 Sub-total 50
 72.0

Total Number of Pumping (/day/pump)
 Male 0
 Female 9
 Boy 9
 Girl 2
 Sub-total 20
 45.0

Sheet1

Result of Pumping Time 2 Villages in Champasak Province

Village C-51 B. Lack 21

Data Collection Date 24 / Feb / 1995

Each Pumping time in Village (2)

Time	1	2	3	4	5	6	7	8	9	10	11	12	13	14	15	16	17	18	19	20	21	22	23	24
Male	0	0	0	0	0	0	0	0	0	0	0	0	0	0	0	0	0	0	0	0	0	0	0	0
Female	0	0	0	0	0	0	0	0	0	0	0	0	0	0	0	0	0	0	0	1	0	0	0	0
Boy	0	0	0	0	0	0	1	0	0	1	0	1	0	1	1	1	0	0	0	0	0	0	0	0
Girl	0	0	0	0	0	0	0	0	0	0	0	0	0	0	0	0	0	0	0	0	0	0	0	0
Time Total	0	0	0	0	0	0	1	0	0	1	0	1	0	1	1	1	0	0	0	1	0	0	0	0
15 liter																								

Time	1	2	3	4	5	6	7	8	9	10	11	12	13	14	15	16	17	18	19	20	21	22	23	24
Male	0	0	0	0	0	0	0	0	0	0	0	0	0	0	0	0	0	0	0	0	0	0	0	0
Female	0	0	0	0	0	5	2	1	0	1	1	0	0	1	1	0	0	0	0	10	0	0	0	0
Boy	0	0	0	0	0	2	1	0	0	0	1	1	0	0	0	4	0	0	0	0	0	0	0	0
Girl	0	0	0	0	0	0	0	0	0	0	0	0	0	0	0	0	0	0	0	0	0	0	0	0
Time Total	0	0	0	0	0	7	3	1	0	1	2	1	0	1	1	4	0	0	0	10	0	0	0	0
10 liter																								

Time	1	2	3	4	5	6	7	8	9	10	11	12	13	14	15	16	17	18	19	20	21	22	23	24
Male	0	0	0	0	0	0	0	0	0	0	0	0	0	0	0	0	0	0	0	0	0	0	0	0
Female	0	0	0	0	0	10	2	1	3	10	0	0	2	0	0	1	1	0	12	0	0	0	0	0
Boy	0	0	0	0	0	0	1	0	0	0	0	0	0	0	0	0	0	0	0	0	0	0	0	0
Girl	0	0	0	0	0	0	3	0	0	0	0	0	0	0	0	0	0	0	0	0	0	0	0	0
Time Total	0	0	0	0	0	10	6	1	3	10	0	0	2	0	0	1	1	0	12	0	0	0	0	0
5 liter																								

Time	1	2	3	4	5	6	7	8	9	10	11	12	13	14	15	16	17	18	19	20	21	22	23	24
Male	0	0	0	0	0	0	0	0	0	0	0	0	0	0	0	0	0	0	0	0	0	0	0	0
Female	0	0	0	0	0	2	3	3	1	0	0	0	1	0	0	1	0	0	9	0	0	0	0	0
Boy	0	0	0	0	0	3	4	1	0	0	0	0	0	0	0	4	0	0	0	0	0	0	0	0
Girl	0	0	0	0	0	0	4	1	0	0	0	0	0	2	0	1	0	0	0	0	0	0	0	0
Time Total	0	0	0	0	0	5	11	5	1	0	0	0	1	2	0	6	0	0	9	0	0	0	0	0

Sheet1

Result of Pumping Time 2 Villages in Champasak Province

Village C-51 B. Lack 21

Data Collection Date 25 / Feb / 1995

Each Pumping time in Village (3)

Time	1	2	3	4	5	6	7	8	9	10	11	12	13	14	15	16	17	18	19	20	21	22	23	24
Male	0	0	0	0	0	0	0	0	0	0	0	0	0	0	0	0	0	0	0	0	0	0	0	0
Female	0	0	0	0	1	0	0	1	0	0	0	0	1	0	0	2	2	1	0	0	0	0	0	0
Boy	0	0	0	0	0	0	0	0	0	0	0	0	0	0	0	0	0	0	0	0	0	0	0	0
Girl	0	0	0	0	0	0	0	0	0	0	0	0	0	0	0	0	0	0	0	0	0	0	0	0
Time Total	0	0	0	0	1	0	0	1	0	0	0	1	0	0	2	2	1	0	0	0	0	0	0	0

15 liter

Time	1	2	3	4	5	6	7	8	9	10	11	12	13	14	15	16	17	18	19	20	21	22	23	24
Male	0	0	0	0	0	0	0	0	0	0	0	0	0	0	0	0	0	0	0	0	0	0	0	0
Female	0	0	0	0	0	5	3	0	2	0	3	2	0	2	1	6	3	2	0	0	0	0	0	0
Boy	0	0	0	0	0	0	2	0	0	0	0	0	1	0	2	1	2	0	0	0	0	0	0	0
Girl	0	0	0	0	0	2	0	0	0	0	0	0	1	0	1	2	1	0	0	0	0	0	0	0
Time Total	0	0	0	0	0	7	5	0	2	0	3	2	2	2	4	9	6	2	0	0	0	0	0	0

10 liter

Time	1	2	3	4	5	6	7	8	9	10	11	12	13	14	15	16	17	18	19	20	21	22	23	24
Male	0	0	0	0	0	0	0	0	0	0	0	0	0	0	0	0	0	0	0	0	0	0	0	0
Female	0	0	0	0	0	9	4	5	4	2	3	3	2	0	3	5	1	3	2	0	0	0	0	0
Boy	0	0	0	0	0	2	2	0	0	0	0	1	8	0	2	3	4	1	1	0	0	0	0	0
Girl	0	0	0	0	0	1	1	0	0	0	2	0	5	0	0	4	2	3	0	0	0	0	0	0
Time Total	0	0	0	0	0	12	7	5	4	2	5	4	15	0	5	12	7	7	3	0	0	0	0	0

5 liter

Time	1	2	3	4	5	6	7	8	9	10	11	12	13	14	15	16	17	18	19	20	21	22	23	24
Male	0	0	0	0	0	0	0	0	0	0	0	0	0	0	0	0	0	0	0	0	0	0	0	0
Female	0	0	0	0	0	6	1	1	0	0	0	0	0	0	0	6	4	3	0	0	0	0	0	0
Boy	0	0	0	0	0	1	3	0	0	1	0	1	4	3	2	5	3	4	0	0	0	0	0	0
Girl	0	0	0	0	0	0	0	0	0	3	0	1	2	0	1	2	2	0	0	0	0	0	0	0
Time Total	0	0	0	0	0	7	4	1	0	4	0	2	6	3	3	13	9	7	0	0	0	0	0	0

Container

Time	1	2	3	4	5	6	7	8	9	10	11	12	13	14	15	16	17	18	19	20	21	22	23	24
Male	0	0	0	0	0	0	0	0	0	0	0	0	0	0	0	0	0	0	0	0	0	0	0	0
Female	0	0	0	0	0	6	1	1	0	0	0	0	0	0	0	6	4	3	0	0	0	0	0	0
Boy	0	0	0	0	0	1	3	0	0	1	0	1	4	3	2	5	3	4	0	0	0	0	0	0
Girl	0	0	0	0	0	0	0	0	0	3	0	1	2	0	1	2	2	0	0	0	0	0	0	0
Time Total	0	0	0	0	0	7	4	1	0	4	0	2	6	3	3	13	9	7	0	0	0	0	0	0

Village C-51 B. Lack 21

Data Collection Date: 26 / Feb / 1995

Each Pumping time in Village (4)

Oil drum	Total Number of Pumping (/day/pump)																													
	Time	1	2	3	4	5	6	7	8	9	10	11	12	13	14	15	16	17	18	19	20	21	22	23	24	Male	Female	Boy	Girl	% Of Female
Male	0	0	0	0	0	0	0	0	0	0	0	0	0	0	0	0	0	0	0	0	0	0	0	0	0	0	0	0	0	0
Female	0	0	0	0	0	2	0	0	0	1	1	0	0	2	0	0	0	1	0	0	0	0	0	0	0	7	7	0	0	100.0
Boy	0	0	0	0	0	0	0	0	0	0	0	0	0	0	0	0	0	0	0	0	0	0	0	0	0	Sub-total	0	0	0	0
Girl	0	0	0	0	0	0	0	0	0	0	0	0	0	0	0	0	0	0	0	0	0	0	0	0	0	7	7	0	0	0
Time Total	0	0	0	0	0	2	0	0	0	1	1	0	0	2	0	0	0	1	0	0	0	0	0	0	0	7	7	0	0	0

15 liter

Bucket	1	2	3	4	5	6	7	8	9	10	11	12	13	14	15	16	17	18	19	20	21	22	23	24	Total Number of Pumping (/day/pump)	Male	Female	Boy	Girl	% Of Female
Time	0	0	0	0	0	0	0	0	0	0	0	0	0	0	0	0	0	0	0	0	0	0	0	0		0				
Male	0	0	0	0	0	0	0	0	0	0	0	0	0	0	0	0	0	0	0	0	0	0	0	0		0				
Female	0	0	0	0	0	0	0	0	2	1	2	0	0	0	0	4	2	1	1	0	0	0	0	0		13				
Boy	0	0	0	0	0	2	0	1	2	1	2	0	0	0	0	2	1	2	0	0	0	0	0	0				13		37.1
Girl	0	0	0	0	0	0	0	0	0	0	0	2	0	3	1	0	2	0	1	0	0	0	0	0				Sub-total	9	
Time Total	0	0	0	0	0	2	0	1	4	2	4	2	0	3	1	6	5	3	2	0	0	0	0	0		35				

10 liter

Bucket	Total Number of Pupping (/day/pup)																								Boy	Girl	% Of Female		
	Time	1	2	3	4	5	6	7	8	9	10	11	12	13	14	15	16	17	18	19	20	21	22	23				24	
Male	0	0	0	0	0	0	0	0	0	0	0	0	0	0	0	0	0	0	0	0	0	0	0	0	0	0	0	0	0
Female	0	0	0	0	0	8	4	3	5	5	0	2	0	0	0	2	5	4	2	3	0	0	0	0	0	0	43	62.3	
Boy	0	0	0	0	0	2	0	0	0	0	2	0	0	0	0	0	2	1	3	0	0	0	0	0	0	10	16		
Girl	0	0	0	0	0	1	2	0	0	0	0	3	0	4	0	2	2	3	1	0	0	0	0	0	0	Sub-total	69		
Time Total	0	0	0	0	0	11	6	3	5	5	2	5	0	4	2	9	8	6	3	0	0	0	0	0	0				

5 liter

Container	Total Number of Pumping (day/pump)																								Boy	Girl	% Of Female	
	Time	1	2	3	4	5	6	7	8	9	10	11	12	13	14	15	16	17	18	19	20	21	22	23				24
Male	0	0	0	0	0	0	0	0	0	0	0	0	0	0	0	0	0	0	0	0	0	0	0	0	0	0	0	34.7
Female	0	0	0	0	0	4	2	3	0	4	3	0	0	0	0	4	3	1	2	0	0	0	0	0	0	26	20	29
Boy	0	0	0	0	0	1	1	0	0	4	0	0	0	0	3	0	4	2	5	0	0	0	0	0	0	Sub-total	75	
Girl	0	0	0	0	0	2	0	4	0	0	3	0	0	0	2	3	5	3	7	0	0	0	0	0	0	29		
Time Total	0	0	0	0	0	7	3	7	0	8	6	0	0	0	5	7	12	6	14	0	0	0	0	0	0	75		

Sheet1

Result of Pumping Time 2 Villages in Champasak Province
Data Collection Date 27 / Feb / 1995

Village C-51 B. Lack 21

Each Pumping time in Village (5)

Kind of container	Time	1	2	3	4	5	6	7	8	9	10	11	12	13	14	15	16	17	18	19	20	21	22	23	24
Oil drum	Male	0	0	0	0	0	0	0	0	0	0	0	0	0	0	0	0	0	0	0	0	0	0	0	0
	Female	0	0	0	0	0	1	0	0	0	0	1	0	0	0	0	2	0	0	0	0	0	0	0	0
	Boy	0	0	0	0	0	0	0	0	0	0	0	0	0	0	0	0	0	0	0	0	0	0	0	0
	Girl	0	0	0	0	0	0	0	0	0	0	0	0	0	0	0	0	0	0	0	0	0	0	0	0
Time Total		0	0	0	0	0	1	0	0	0	1	0	0	0	0	0	2	0	0	0	0	0	0	0	0

Kind of container	Time	1	2	3	4	5	6	7	8	9	10	11	12	13	14	15	16	17	18	19	20	21	22	23	24
15 liter	Male	0	0	0	0	0	0	0	0	0	0	0	0	0	0	0	0	0	0	0	0	0	0	0	0
	Female	0	0	0	0	0	3	1	0	0	0	0	0	2	0	3	2	3	2	0	0	0	0	0	0
	Boy	0	0	0	0	0	0	1	0	0	0	2	1	0	2	2	0	3	2	1	0	0	0	0	0
	Girl	0	0	0	0	0	1	0	0	0	2	0	0	0	3	0	2	5	0	2	0	0	0	0	0
Time Total		0	0	0	0	0	4	1	0	2	2	1	2	5	5	4	11	4	3	0	0	0	0	0	0

Kind of container	Time	1	2	3	4	5	6	7	8	9	10	11	12	13	14	15	16	17	18	19	20	21	22	23	24
10 liter	Male	0	0	0	0	0	0	0	0	0	0	0	0	0	0	0	0	0	0	0	0	0	0	0	0
	Female	0	0	0	0	0	3	5	1	1	1	0	0	0	2	2	3	4	3	0	0	0	0	0	0
	Boy	0	0	0	0	0	0	1	0	1	0	0	2	0	0	0	0	0	0	0	0	0	0	0	0
	Girl	0	0	0	0	0	2	0	0	0	1	0	0	0	1	0	4	3	2	0	0	0	0	0	0
Time Total		0	0	0	0	0	5	6	1	2	2	0	2	0	3	2	7	7	5	0	0	0	0	0	0

Kind of container	Time	1	2	3	4	5	6	7	8	9	10	11	12	13	14	15	16	17	18	19	20	21	22	23	24
5 liter	Male	0	0	0	0	0	0	0	0	0	0	0	0	0	0	0	0	0	0	0	0	0	0	0	0
	Female	0	0	0	0	0	4	2	1	0	1	4	0	5	0	0	3	0	0	0	0	0	0	0	0
	Boy	0	0	0	0	0	0	0	2	0	0	0	0	2	3	0	2	4	0	0	0	0	0	0	0
	Girl	0	0	0	0	0	0	1	1	0	0	2	0	3	1	0	4	2	3	1	0	0	0	0	0
Time Total		0	0	0	0	0	4	3	4	0	1	6	0	8	3	3	7	4	7	1	0	0	0	0	0

Total Number of Pumping (/day/pump)	Male	Female	Boy	Girl	% of Female
	0	4	0	0	100.0
Sub-total	0	4	0	0	

Total Number of Pumping (/day/pump)	Male	Female	Boy	Girl	% of Female
	0	19	14	15	39.6
Sub-total	0	48	14	15	

Total Number of Pumping (/day/pump)	Male	Female	Boy	Girl	% of Female
	0	25	4	13	59.5
Sub-total	0	42	4	13	

Total Number of Pumping (/day/pump)	Male	Female	Boy	Girl	% of Female
	0	20	13	18	39.2
Sub-total	0	51	13	18	

Sheet1

Result of Pumping Time 2 Villages in Champasak Province

Village C-51 B. Lack 21

Data Collection Date 28 / Feb /1995

Each Pumping time in Village (6)

Time	1	2	3	4	5	6	7	8	9	10	11	12	13	14	15	16	17	18	19	20	21	22	23	24
Male	0	0	0	0	0	0	0	0	0	0	0	0	0	0	0	0	0	0	0	0	0	0	0	0
Female	0	0	0	0	0	1	0	0	0	0	0	0	0	2	0	2	0	1	0	0	0	0	0	0
Boy	0	0	0	0	0	0	0	0	0	0	0	0	0	0	0	0	0	0	0	0	0	0	0	0
Girl	0	0	0	0	0	0	0	0	0	0	0	0	0	0	0	0	0	0	0	0	0	0	0	0
Time Total	0	0	0	0	0	1	0	0	0	0	0	0	0	2	0	2	0	1	0	0	0	0	0	0

15 liter

Time	1	2	3	4	5	6	7	8	9	10	11	12	13	14	15	16	17	18	19	20	21	22	23	24
Male	0	0	0	0	0	0	0	0	0	0	0	0	0	0	0	0	0	0	0	0	0	0	0	0
Female	0	0	0	0	0	2	4	0	0	1	0	0	0	3	0	3	4	1	0	0	0	0	0	0
Boy	0	0	0	0	0	2	0	1	0	0	0	0	2	0	3	1	2	0	0	0	0	0	0	0
Girl	0	0	0	0	0	1	0	0	1	0	0	0	3	0	2	2	1	1	0	0	0	0	0	0
Time Total	0	0	0	0	0	5	4	1	1	1	0	0	5	3	5	6	7	2	0	0	0	0	0	0

10 liter

Time	1	2	3	4	5	6	7	8	9	10	11	12	13	14	15	16	17	18	19	20	21	22	23	24
Male	0	0	0	0	0	0	0	0	0	0	0	0	0	0	0	0	0	0	0	0	0	0	0	0
Female	0	0	0	0	0	2	3	0	0	3	0	1	1	2	0	4	3	5	0	0	0	0	0	0
Boy	0	0	0	0	0	3	1	0	0	0	0	0	2	0	4	2	3	1	0	0	0	0	0	0
Girl	0	0	0	0	0	2	3	0	1	0	0	0	4	0	2	0	3	2	1	0	0	0	0	0
Time Total	0	0	0	0	0	7	7	0	1	3	0	1	7	2	6	6	9	8	1	0	0	0	0	0

5 liter

Time	1	2	3	4	5	6	7	8	9	10	11	12	13	14	15	16	17	18	19	20	21	22	23	24
Male	0	0	0	0	0	0	0	0	0	0	0	0	0	0	0	0	0	0	0	0	0	0	0	0
Female	0	0	0	0	0	2	2	0	2	0	0	1	0	2	3	1	2	1	0	0	0	0	0	0
Boy	0	0	0	0	0	0	0	4	0	2	0	0	2	0	2	3	4	1	0	0	0	0	0	0
Girl	0	0	0	0	0	3	2	0	0	3	0	0	1	0	2	1	3	2	0	0	0	0	0	0
Time Total	0	0	0	0	0	5	4	4	2	5	0	1	3	2	7	5	9	4	0	0	0	0	0	0

Container

Total Number of Pumping (/day/pump)

Male	0
Female	6
Boy	0
Girl	0
Sub-total	0
% of Female	100.0

Total Number of Pumping (/day/pump)

Male	0
Female	18
Boy	11
Girl	11
Sub-total	40
% of Female	45.0

Total Number of Pumping (/day/pump)

Male	0
Female	24
Boy	16
Girl	18
Sub-total	58
% of Female	41.4

Total Number of Pumping (/day/pump)

Male	0
Female	16
Boy	18
Girl	17
Sub-total	51
% of Female	31.4

Sheet I

Result of Pumping Time 2 Villages in Champasak Province
Data Collection Date 1 / March / 1995

Village C-51 B. Lack 21

Kind of

container

Oil drum

Each Pumping time in Village (7)

Time	1	2	3	4	5	6	7	8	9	10	11	12	13	14	15	16	17	18	19	20	21	22	23	24
Male	0	0	0	0	0	0	0	0	0	0	0	0	0	0	0	0	0	0	0	0	0	0	0	0
Female	0	0	0	0	0	2	0	0	1	0	0	0	0	0	0	1	2	0	0	0	0	0	0	0
Boy	0	0	0	0	0	0	0	0	0	0	0	0	0	0	0	0	0	0	0	0	0	0	0	0
Girl	0	0	0	0	0	0	0	0	0	0	0	0	0	0	0	0	0	0	0	0	0	0	0	0
Time Total	0	0	0	0	0	2	0	0	1	0	0	0	0	0	0	1	2	0	0	0	0	0	0	0

15 liter

Bucket

Time	1	2	3	4	5	6	7	8	9	10	11	12	13	14	15	16	17	18	19	20	21	22	23	24
Male	0	0	0	0	0	0	0	0	0	0	0	0	0	0	0	0	0	0	0	0	0	0	0	0
Female	0	0	0	0	0	3	2	1	1	2	0	0	0	2	3	2	1	2	0	0	0	0	0	0
Boy	0	0	0	0	0	2	1	0	1	2	0	0	0	2	3	2	1	2	0	0	0	0	0	0
Girl	0	0	0	0	0	1	1	3	0	0	1	0	0	0	3	2	3	1	0	0	0	0	0	0
Time Total	0	0	0	0	0	6	4	4	4	4	1	0	0	4	9	6	5	5	0	0	0	0	0	0

10 liter

Bucket

Time	1	2	3	4	5	6	7	8	9	10	11	12	13	14	15	16	17	18	19	20	21	22	23	24
Male	0	0	0	0	0	0	0	0	0	0	0	0	0	0	0	0	0	0	0	0	0	0	0	0
Female	0	0	0	0	0	5	3	2	0	0	0	2	1	2	3	2	2	3	0	0	0	0	0	0
Boy	0	0	0	0	0	5	3	2	3	1	2	0	0	3	2	2	0	0	0	0	0	0	0	0
Girl	0	0	0	0	0	2	3	1	0	3	0	0	0	1	0	0	3	2	1	0	0	0	0	0
Time Total	0	0	0	0	0	12	9	5	3	4	2	2	1	6	5	4	5	5	1	0	0	0	0	0

5 liter

Container

Time	1	2	3	4	5	6	7	8	9	10	11	12	13	14	15	16	17	18	19	20	21	22	23	24
Male	0	0	0	0	0	0	0	0	0	0	0	0	0	0	0	0	0	0	0	0	0	0	0	0
Female	0	0	0	0	0	6	2	4	2	2	2	0	0	0	2	3	4	2	2	0	0	0	0	0
Boy	0	0	0	0	0	4	2	3	0	2	0	0	1	2	3	1	2	1	0	0	0	0	0	0
Girl	0	0	0	0	0	2	3	1	0	0	2	0	0	3	1	4	3	2	1	0	0	0	0	0
Time Total	0	0	0	0	0	12	7	8	2	4	4	0	1	5	6	8	9	5	3	0	0	0	0	0

Total Number of Pumping (/day/pump)

Male	Female	Boy	Girl	% Of Female
0	6	0	0	100.0
Sub-total	6	0	0	

Total Number of Pumping (/day/pump)

Male	Female	Boy	Girl	% Of Female
0	19	16	15	38.0
Sub-total	50	16	15	

Total Number of Pumping (/day/pump)

Male	Female	Boy	Girl	% Of Female
0	25	23	16	39.1
Sub-total	64	23	16	

Total Number of Pumping (/day/pump)

Male	Female	Boy	Girl	% Of Female
0	31	21	22	41.9
Sub-total	74	21	22	

Sheet1

Result of Pumping Time 2 Villages in Champasak Province

Name of Village B. Samkhanaboua

Data Collection Date 1 / March / 1995

Each Pumping time in Village (1)

Kind of
container
Oil drum

Time	1	2	3	4	5	6	7	8	9	10	11	12	13	14	15	16	17	18	19	20	21	22	23	#	Male	Female	Boy	Girl	% of Female
Male	0	0	0	0	0	0	0	0	0	0	0	0	0	0	0	0	1	0	0	0	0	0	0	0	1	1	0	0	50
Female	0	0	0	0	0	0	1	0	0	0	0	0	0	0	0	0	0	0	0	0	0	0	0	0	0	0	0	0	0
Boy	0	0	0	0	0	0	0	0	0	0	0	0	0	0	0	0	0	0	0	0	0	0	0	0	0	0	0	0	0
Girl	0	0	0	0	0	0	0	0	0	0	0	0	0	0	0	0	0	0	0	0	0	0	0	0	0	0	0	0	0
Time Total	0	0	0	0	0	0	1	0	0	0	0	0	0	0	0	0	0	0	0	0	0	0	0	0	0	2	0	0	0

15 liter

Bucket Time	Total Number of Pumping (day/pump)																							Sub-total	% of Female					
	1	2	3	4	5	6	7	8	9	10	11	12	13	14	15	16	17	18	19	20	21	22	23			#	Male	Female	Boy	Girl
Male	0	0	0	0	1	2	2	1	0	1	2	0	1	0	0	0	2	0	6	8	0	0	0	0	26	112	12	12	74.7	
Female	0	0	0	0	5	8	11	10	15	0	4	4	0	0	7	6	12	18	7	5	0	0	0	0	0	0	0	0	0	
Boy	0	0	0	0	0	2	0	0	0	0	0	0	0	0	0	0	5	0	0	5	0	0	0	0	0	0	0	0	0	
Girl	0	0	0	0	0	7	4	0	0	0	0	0	0	0	0	0	0	0	0	1	0	0	0	0	0	0	0	0	0	
Time Total	0	0	0	0	6	19	17	11	15	1	6	4	1	0	7	6	19	18	13	19	0	0	0	0	0	150	12	12	0	0

10 liter

Time	1	2	3	4	5	6	7	8	9	10	11	12	13	14	15	16	17	18	19	20	21	22	23	#	Male	Female	Boy	Girl	% of Female
Male	0	0	0	0	0	0	0	0	0	0	0	0	0	0	0	0	0	0	0	3	0	0	0	0	3	96	0	0	97.0
Female	0	0	0	0	4	0	1	0	6	2	2	13	7	5	10	12	9	5	14	6	0	0	0	0	0	0	0	0	0
Boy	0	0	0	0	0	0	0	0	0	0	0	0	0	0	0	0	0	0	0	0	0	0	0	0	0	0	0	0	0
Girl	0	0	0	0	0	0	4	0	0	0	2	0	0	0	0	0	0	0	2	4	0	0	0	0	0	0	0	0	0
Time Total	0	0	0	0	4	0	5	0	6	2	4	13	7	5	10	12	9	5	16	10	0	0	0	0	0	99	12	0	0

5 liter

Time	1	2	3	4	5	6	7	8	9	10	11	12	13	14	15	16	17	18	19	20	21	22	23	#	Male	Female	Boy	Girl	% of Female
Male	0	0	0	0	0	0	0	0	0	0	0	0	0	0	0	0	0	0	0	0	0	0	0	0	0	0	0	0	0
Female	0	0	0	0	0	0	0	0	0	0	0	0	0	0	0	0	0	0	0	0	0	0	0	0	0	0	0	0	0
Boy	0	0	0	0	0	0	0	0	0	0	0	0	0	0	0	0	2	0	0	0	0	0	0	0	0	2	0	0	0
Girl	0	0	0	0	0	0	0	0	0	0	3	6	0	4	2	5	4	0	5	0	0	0	0	0	0	0	29	0	0
Time Total	0	0	0	0	0	0	0	0	0	0	3	6	0	4	2	5	6	0	5	0	0	0	0	0	0	31	0	2	0

Sheet1

Result of Pumping Time 2 Villages in Champasak Province

Village C-79 B. Samkhanaboua

Data Collection Date 2 / March / 1995

Kind of container

Oil drum

Each Pumping time in Village (2)

Oil drum container		Total Number of Pumping (day/pump)																							Sub-total	% of Female			
		Each pumping time in village (27)																											
Time		1	2	3	4	5	6	7	8	9	10	11	12	13	14	15	16	17	18	19	20	21	22	23	#	Male	Female	Boy	Girl
Male		0	0	0	0	0	0	0	0	0	0	0	0	0	0	0	0	0	0	0	0	0	0	0	0	0	0	0	0
Female		0	0	0	0	0	0	0	0	0	0	0	0	0	0	0	0	0	0	0	1	0	0	0	0	0	1	0	0
Boy		0	0	0	0	0	0	0	0	0	0	0	0	0	0	0	0	0	0	0	0	0	0	0	0	0	0	0	0
Girl		0	0	0	0	0	0	0	0	0	0	0	0	0	0	0	0	0	0	0	0	0	0	0	0	0	0	0	0
Time Total		0	0	0	0	0	0	0	0	0	0	0	0	0	0	0	0	0	0	0	1	0	0	0	0	0	1	0	0

15 liter Bucket		Total Number of Pumping (day/pump)																							Sub-total	% of Female				
		Male	Female	Boy	Girl	1	2	3	4	5	6	7	8	9	10	11	12	13	14	15	16	17	18	19			20	21	22	23
Time		1	2	3	4	5	6	7	8	9	10	11	12	13	14	15	16	17	18	19	20	21	22	23						
Male		0	0	0	0	4	1	0	2	1	3	2	0	0	1	0	0	3	6	0	4	0	0	0	0					27
Female		0	0	0	0	6	8	2	0	0	6	4	3	7	3	6	10	5	12	0	0	0	0	0	0					72
Boy		0	0	0	0	2	0	0	0	0	0	0	0	0	0	0	0	0	0	1	2	0	0	0	0					5
Girl		0	0	0	0	0	3	0	1	0	0	0	0	2	0	0	0	0	3	0	0	0	0	0	0					9
Total		0	0	0	0	12	12	2	3	1	9	6	3	9	4	6	10	8	21	1	6	0	0	0	0					113

10 liter Bucket		Total Number of Pumping (day/pump)																							Sub-total		% of Female
		Male	Female	Boy	Girl																						
Time	1	2	3	4	5	6	7	8	9	10	11	12	13	14	15	16	17	18	19	20	21	22	23	#			
Male	0	0	0	0	8	4	0	0	0	0	0	1	1	0	0	0	2	0	0	6	0	0	0	0	22		
Female	0	0	0	0	10	13	6	2	4	8	3	5	3	6	17	10	7	15	3	0	0	0	0	0	112		69.1
Boy	0	0	0	0	0	0	0	0	0	0	0	0	0	0	0	0	0	0	0	1	0	0	0	0	1		
Girl	0	0	0	0	2	5	0	1	0	0	3	4	0	0	0	7	0	4	1	0	0	0	0	0	27		
Time Total	0	0	0	0	20	22	6	3	4	8	6	10	4	6	17	17	9	19	4	7	0	0	0	0	162		

5 liter Container	Total Number of Pumping (day/pump)																							Sub-total	% of Female						
	Time	1	2	3	4	5	6	7	8	9	10	11	12	13	14	15	16	17	18	19	20	21	22			23	24	Male	Female	Boy	Girl
Male	0	0	0	0	0	0	0	0	0	0	0	0	0	0	0	0	0	0	0	0	0	0	0	0	0	0	0	0	0	0	
Female	0	0	0	0	0	0	0	0	0	0	0	0	0	0	0	0	0	0	0	0	0	0	0	0	0	0	0	0	0	0	
Boy	0	0	0	0	0	0	0	0	0	0	4	0	0	0	0	0	0	0	1	0	0	1	0	0	0	0	0	0	6	0	
Girl	0	0	0	0	0	4	0	0	0	2	0	7	0	1	0	0	0	3	0	0	1	0	0	0	0	0	0	18	0	0	
Time Total	0	0	0	0	0	4	0	0	0	2	4	7	0	1	0	0	3	1	0	1	1	0	0	0	0	0	24	0	0	0	0

Sheet1

Result of Pumping Time 2 Villages in Champasak Province

Name of Village C-79 B. Samkhanaboua Data Collection Date 3 / March / 1985

Each Pumping time in Village (3)

Kind of

container

Oil drum

Oil drum		Total Number of Pumping (day/pump)																								Sub-total	% of Female	
		Male	Female	Boy	Girl																							
Time	1	2	3	4	5	6	7	8	9	10	11	12	13	14	15	16	17	18	19	20	21	22	23	24	Male	Female	Boy	Girl
Male	0	0	0	0	0	0	0	0	0	0	0	0	0	0	0	0	0	0	0	0	0	0	0	0	0	1	100	
Female	0	0	0	0	0	0	0	0	0	0	0	0	0	0	0	0	0	0	1	0	0	0	0	0	0	0	0	
Boy	0	0	0	0	0	0	0	0	0	0	0	0	0	0	0	0	0	0	0	0	0	0	0	0	0	0	0	
Girl	0	0	0	0	0	0	0	0	0	0	0	0	0	0	0	0	0	0	0	0	0	0	0	0	0	0	0	
Time Total	0	0	0	0	0	0	0	0	0	0	0	0	0	0	0	0	0	0	1	0	0	0	0	0	1	0	0	

15 liter

Bucket

Time	Total Number of Pumping (day/pump)																								Sub-total	% of Female
	1	2	3	4	5	6	7	8	9	10	11	12	13	14	15	16	17	18	19	20	21	22	23	24		
Male	0	0	0	0	5	0	0	0	2	0	0	4	0	0	0	0	2	1	0	6	0	0	0	0	20	69.1
Female	0	0	0	0	7	6	2	9	5	7	3	12	1	3	6	10	9	2	3	0	0	0	0	0	85	0
Boy	0	0	0	0	0	0	0	0	0	0	0	0	0	0	0	0	0	0	0	0	0	0	0	0	0	0
Girl	0	0	0	0	0	0	4	0	0	0	0	0	0	0	4	0	8	0	2	0	0	0	0	0	18	123
Time Total	0	0	0	0	12	6	6	9	7	7	3	16	1	3	10	10	19	3	5	6	0	0	0	0	0	0

10 liter

Bucket

Time	Total Number of Pumping (day/pump)																								Sub-total	% of Female
	1	2	3	4	5	6	7	8	9	10	11	12	13	14	15	16	17	18	19	20	21	22	23	24		
Male	0	0	0	0	3	0	0	1	8	0	1	1	0	0	2	0	4	2	0	5	0	0	0	0	27	74.1
Female	0	0	0	0	9	8	6	17	13	14	5	16	2	7	12	19	17	3	4	0	0	0	0	0	152	8
Boy	0	0	0	0	0	2	0	0	0	0	0	0	4	2	0	0	0	0	0	0	0	0	0	0	8	18
Girl	0	0	0	0	0	4	0	0	0	0	0	0	0	0	4	0	8	0	2	0	0	0	0	0	205	0
Time Total	0	0	0	0	12	10	10	18	21	14	6	17	6	9	18	19	29	5	6	5	0	0	0	0	0	0

5 liter

Container

Time	Total Number of Pumping (day/pump)																								Sub-total	% of Female
	1	2	3	4	5	6	7	8	9	10	11	12	13	14	15	16	17	18	19	20	21	22	23	24		
Male	0	0	0	0	0	0	0	0	0	0	0	0	0	0	0	0	0	0	0	0	0	0	0	0	0	0
Female	0	0	0	0	0	0	0	0	0	0	0	0	0	0	0	0	0	0	0	0	0	0	0	0	0	0
Boy	0	0	0	0	0	0	0	0	0	0	0	0	0	0	0	0	0	0	0	0	0	0	0	0	0	0
Girl	0	0	0	0	0	7	5	3	0	0	2	3	1	0	0	3	4	0	2	0	0	0	0	0	30	0
Time Total	0	0	0	0	0	7	5	3	0	0	2	3	1	0	0	3	4	0	2	0	0	0	0	0	0	0

Sheet1

Result of Pumping Time 2 Villages in Champasak Province

Village C- 79 B. Samkhanaboua

Data Collection Date 4 / March / 1995

Each Pumping time in Village (4)

container	Each rumping time in village (4)	Total Number of Pumping (day/pump)																								% of Female				
		Oil drum																												
Time		1	2	3	4	5	6	7	8	9	10	11	12	13	14	15	16	17	18	19	20	21	22	23	24	Male	Female	Boy	Girl	
Male		0	0	0	0	0	0	0	0	0	0	0	0	0	0	0	0	0	0	0	0	0	0	0	0	0	0	1	0	100
Female		0	0	0	0	0	0	0	0	0	0	0	0	0	1	0	0	0	0	0	0	0	0	0	0	0	0	0	0	
Boy		0	0	0	0	0	0	0	0	0	0	0	0	0	0	0	0	0	0	0	0	0	0	0	0	0	0	0	0	
Girl		0	0	0	0	0	0	0	0	0	0	0	0	0	0	0	0	0	0	0	0	0	0	0	0	0	0	0	0	
Time Total		0	0	0	0	0	0	0	0	0	0	0	0	0	1	0	0	0	0	0	0	0	0	0	0	0	1	0	1	

15 liter																									Total Number of Pumping (day/pump)			% of Female		
Bucket																									Male	Female	Boy		Girl	
Time	1	2	3	4	5	6	7	8	9	10	11	12	13	14	15	16	17	18	19	20	21	22	23	24	Male	Female	Boy	Girl	% of Female	
Male	0	0	0	1	4	0	1	2	0	3	0	0	1	0	0	0	0	0	1	0	0	0	0	0	13					
Female	0	0	0	0	18	13	8	5	4	9	4	2	4	8	5	3	4	10	6	2	0	0	0	0	105		0		89.0	
Boy	0	0	0	0	0	0	0	0	0	0	0	0	0	0	0	0	0	0	0	0	0	0	0	0			0			
Girl	0	0	0	0	0	0	0	0	0	0	0	0	0	0	0	0	0	0	0	0	0	0	0	0	Sub-total	0				
Time Total	0	0	0	1	22	13	9	7	4	12	4	2	5	8	5	3	4	10	7	2	0	0	0	0	118					

10 liter																										Total Number of Pumping (day/pump)					
Bucket	Time	1	2	3	4	5	6	7	8	9	10	11	12	13	14	15	16	17	18	19	20	21	22	23	24	Male	Female	Boy	Girl	% of Female	
	Male	0	0	0	0	0	2	0	0	2	0	2	0	0	0	0	0	2	0	1	0	0	0	0	0	9	135		4	84.4	
	Female	0	0	0	0	9	6	10	19	7	12	5	4	15	7	5	14	13	7	2	0	0	0	0	0						
	Boy	0	0	0	0	0	0	0	0	0	0	0	2	0	0	1	1	0	0	0	0	0	0	0	0						
	Girl	0	0	0	0	0	0	0	0	0	0	1	3	3	0	0	2	3	0	0	0	0	0	0	0						
	Time Total	0	0	0	0	9	8	10	19	9	12	8	9	18	7	6	17	18	7	3	0	0	0	0	0						
																			</												

		Total Number of Pumping (day/pump)																												
		Male												Female												Boy	Girl	% of Female		
5 liter Container	Time	1	2	3	4	5	6	7	8	9	10	11	12	13	14	15	16	17	18	19	20	21	22	23	24					
	Male	0	0	0	0	0	0	0	0	0	0	0	0	0	0	0	0	0	0	0	0	0	0	0	0	0	0	0	0	0.0
	Female	0	0	0	0	0	0	0	0	0	0	0	0	0	0	0	0	0	0	0	0	0	0	0	0	0	0	0	0	0.0
	Boy	0	0	0	0	0	0	0	0	0	0	0	0	0	0	0	0	0	0	0	0	0	0	0	0	0	0	0	0	0
	Girl	0	0	0	0	0	1	0	3	1	0	2	2	6	0	0	0	0	2	1	0	0	0	0	0	0	0	18	0	18
	Time Total	0	0	0	0	1	0	3	1	0	2	2	2	6	0	0	0	0	2	1	0	0	0	0	0	0	18	0	0	0.0

Sheet 1

Name of Village C- 79 B. Samkhanaboua
Result of Pumping Time 2 Villages in Champasak Province
Data Collection Date 1 / March / 1995

Each Pumping time in Village (5)																															
Kind of container		Total Number of Pumping (day/pump)																								Boy		Girl		% of Female	
		Oil drum																													
Time		1	2	3	4	5	6	7	8	9	10	11	12	13	14	15	16	17	18	19	20	21	22	23	24	Male	Female	Sub-total	0	100.0	
Male		0	0	0	0	0	0	0	0	0	0	0	0	0	0	0	0	0	0	0	0	0	0	0	0	0	0	1	0	100.0	
Female		0	0	0	0	0	0	0	0	1	0	0	0	0	0	0	0	0	0	0	0	0	0	0	0	0	0	0	0	0	
Boy		0	0	0	0	0	0	0	0	0	0	0	0	0	0	0	0	0	0	0	0	0	0	0	0	0	0	0	0	0	
Girl		0	0	0	0	0	0	0	0	0	0	0	0	0	0	0	0	0	0	0	0	0	0	0	0	0	0	0	0	0	
Time Total		0	0	0	0	0	0	0	0	1	0	0	0	0	0	0	0	0	0	0	0	0	0	0	0	0	1	0	0	0	
15 liter																															
Bucket		Time	1	2	3	4	5	6	7	8	9	10	11	12	13	14	15	16	17	18	19	20	21	22	23	24	Male	Female	Sub-total	0	80.0
Male		0	0	0	1	0	2	4	2	0	1	0	0	0	0	2	0	5	0	2	0	6	0	0	0	0	25	100	0	80.0	
Female		0	0	0	0	9	4	3	6	8	3	4	6	4	3	5	17	8	7	10	3	0	0	0	0	0	0	0	0	0	
Boy		0	0	0	0	0	0	0	0	0	0	0	0	0	0	0	0	0	0	0	0	0	0	0	0	0	0	0	0	0	
Girl		0	0	0	0	0	0	0	0	0	0	0	0	0	0	0	0	0	0	0	0	0	0	0	0	0	0	0	0	0	
Time Total		0	0	0	0	10	4	5	10	10	3	5	6	4	5	5	22	8	9	10	9	0	0	0	0	0	125	0	0	0	
10 liter																															
Bucket		Time	1	2	3	4	5	6	7	8	9	10	11	12	13	14	15	16	17	18	19	20	21	22	23	24	Male	Female	Sub-total	0	77.9
Male		0	0	0	0	5	2	2	0	1	0	2	3	0	0	0	0	0	2	4	0	0	0	0	0	0	21	141	7	12	77.9
Female		0	0	0	0	7	10	6	9	3	6	5	16	9	8	16	9	14	12	9	2	0	0	0	0	0	0	0	0	0	
Boy		0	0	0	0	0	0	3	0	0	0	0	0	0	0	0	2	2	0	0	0	0	0	0	0	0	0	0	0	0	
Girl		0	0	0	0	0	0	0	0	0	1	2	0	1	1	0	0	0	6	1	0	0	0	0	0	0	0	0	0	0	
Time Total		0	0	0	0	12	12	11	9	4	7	9	19	10	9	16	11	24	17	9	2	0	0	0	0	0	181	0	0	0	
5 liter																															
Container		Time	1	2	3	4	5	6	7	8	9	10	11	12	13	14	15	16	17	18	19	20	21	22	23	24	Male	Female	Sub-total	0	0.0
Male		0	0	0	0	0	0	0	0	0	0	0	0	0	0	0	0	0	0	0	0	0	0	0	0	0	0	0	0	0	0.0
Female		0	0	0	0	0	0	0	0	0	0	0	0	0	0	0	0	0	0	0	0	0	0	0	0	0	0	0	0	0	0
Boy		0	0	0	0	0	0	0	0	0	0	0	0	0	0	0	0	2	0	0	0	0	0	0	0	0	0	0	0	0	0
Girl		0	0	0	0	0	0	2	5	0	3	6	1	0	4	1	0	0	0	4	0	0	0	0	0	0	0	0	0	0	0
Time Total		0	0	0	0	0	0	2	5	0	3	6	1	0	4	1	2	0	4	0	0	0	0	0	0	0	0	26	28	0	0

Sheet1

Result of Pumping Time 2 Villages in Champasak Province

Name of Village C-79 B. Samkharaboua Data Collection Date 6 / March / 1995

Each Pumping time in Village (6)																															
Kind of container	Total Number of Pumping (day/pump)																								Total Number of Pumping (day/pump)						
	Male	Female	Boy	Girl	% of Female	Male	Female	Boy	Girl	% of Female	Male	Female	Boy	Girl	% of Female	Male	Female	Boy	Girl	% of Female	Male	Female	Boy	Girl	% of Female	Male	Female	Boy	Girl	% of Female	
Oil drum	2	1	0	0	33.3	2	1	0	0	33.3	2	1	0	0	33.3	2	1	0	0	33.3	2	1	0	0	33.3	2	1	0	0	33.3	
Time	1	2	3	4	5	6	7	8	9	10	11	12	13	14	15	16	17	18	19	20	21	22	23	24	Male	Female	Boy	Girl	% of Female		
Male	0	0	0	0	0	0	1	0	0	1	0	0	0	0	0	0	0	0	0	0	0	0	0	0	2	1	0	0	33.3		
Female	0	0	0	0	0	0	0	0	0	0	0	0	1	0	0	0	0	0	0	0	0	0	0	0	0	0	0	0	0		
Boy	0	0	0	0	0	0	0	0	0	0	0	0	0	0	0	0	0	0	0	0	0	0	0	0	0	0	0	0	0		
Girl	0	0	0	0	0	0	0	0	0	0	0	0	0	0	0	0	0	0	0	0	0	0	0	0	0	0	0	0	0		
Time Total	0	0	0	0	0	0	1	0	0	1	0	0	1	0	0	0	0	0	0	0	0	0	0	0	2	1	0	0	33.3		
15 liter																															
Bucket	46	96	0	0	67.6	46	96	0	0	67.6	46	96	0	0	67.6	46	96	0	0	67.6	46	96	0	0	67.6	46	96	0	0	67.6	
Time	1	2	3	4	5	6	7	8	9	10	11	12	13	14	15	16	17	18	19	20	21	22	23	24	Male	Female	Boy	Girl	% of Female		
Male	0	0	0	3	1	1	1	2	0	3	12	0	0	0	2	2	0	4	7	9	0	0	0	0	46	96	0	0	67.6		
Female	0	0	0	8	6	6	6	8	7	5	6	4	6	4	5	3	8	12	5	3	0	0	0	0	0	0	0	0	0	0	
Boy	0	0	0	0	0	0	0	0	0	0	0	0	0	0	0	0	0	0	0	0	0	0	0	0	0	0	0	0	0		
Girl	0	0	0	0	0	0	0	0	0	0	0	0	0	0	0	0	0	0	0	0	0	0	0	0	0	0	0	0	0		
Time Total	0	0	0	11	7	7	7	10	7	8	18	4	6	4	7	5	8	16	12	12	0	0	0	0	0	142	0	0	0	0	
10 liter																															
Bucket	23	100	0	0	60.6	23	100	0	0	60.6	23	100	0	0	60.6	23	100	0	0	60.6	23	100	0	0	60.6	23	100	0	0	60.6	
Time	1	2	3	4	5	6	7	8	9	10	11	12	13	14	15	16	17	18	19	20	21	22	23	24	Male	Female	Boy	Girl	% of Female		
Male	0	0	0	1	2	0	2	0	4	1	2	0	0	0	0	1	2	2	4	2	0	0	0	0	23	100	0	0	60.6		
Female	0	0	0	4	5	1	6	3	8	6	6	7	9	11	5	10	13	6	0	0	0	0	0	0	0	0	0	0	0	0	
Boy	0	0	0	0	0	0	0	0	0	0	0	0	0	0	0	0	0	0	0	0	0	0	0	0	0	0	0	0	0		
Girl	0	0	0	0	0	0	5	6	3	0	1	4	4	2	3	2	5	7	0	0	0	0	0	0	0	0	0	0	0	0	
Time Total	0	0	0	5	7	6	14	6	12	8	12	11	11	14	8	17	22	10	2	0	0	0	0	0	0	165	0	0	0	0	
5 liter																															
Container	0	0	0	0	0	0	0	0	0	0	0	0	0	0	0	0	0	0	0	0	0	0	0	0	0	0	0	0	0	0	
Time	1	2	3	4	5	6	7	8	9	10	11	12	13	14	15	16	17	18	19	20	21	22	23	24	Male	Female	Boy	Girl	% of Female		
Male	0	0	0	0	0	0	0	0	0	0	0	0	0	0	0	0	0	0	0	0	0	0	0	0	0	0	0	0	0	0	
Female	0	0	0	0	0	0	0	0	0	0	0	0	0	0	0	0	0	0	0	0	0	0	0	0	0	0	0	0	0	0	
Boy	0	0	0	0	0	0	0	0	0	0	0	0	0	0	2	0	0	0	0	0	0	0	0	0	0	0	0	0	0	0	
Girl	0	0	0	0	0	1	5	4	4	6	1	4	5	3	0	4	7	0	0	0	0	0	0	0	0	0	0	0	0	0	
Time Total	0	0	0	0	0	1	5	4	4	6	1	4	5	3	2	4	7	0	0	0	0	0	0	0	0	46	2	44	0	0	

Sheet1

Result of Pumping Time 2 Villages in Champasak Province
Name of Village C- 79 B. Samkhanaboua Data Collection Date 7 / March / 1995

Each Pumping time in Village (7)

Oil drum	Total Number of Pumping (day/pump)																								Sub-total	Boy	Girl	% of Female	
	Time	1	2	3	4	5	6	7	8	9	10	11	12	13	14	15	16	17	18	19	20	21	22	23					24
Male	0	0	0	0	1	0	0	0	0	0	0	0	0	0	0	0	0	0	0	0	0	0	0	0	0	1	3	75.0	
Female	0	0	0	0	0	0	1	1	0	0	0	0	0	0	0	0	1	0	0	0	0	0	0	0	0	0	0	0	
Boy	0	0	0	0	0	0	0	0	0	0	0	0	0	0	0	0	0	0	0	0	0	0	0	0	0	0	0	0	
Girl	0	0	0	0	0	0	0	0	0	0	0	0	0	0	0	0	0	0	0	0	0	0	0	0	0	0	0	0	
Time Total	0	0	0	0	1	0	1	1	0	0	0	0	0	0	0	0	1	0	0	0	0	0	0	0	0	4	3	0	0

Kind of container	Oil drum	Total Number of Pumping (day/pump)																												Sub-total	% of Female
		Time	1	2	3	4	5	6	7	8	9	10	11	12	13	14	15	16	17	18	19	20	21	22	23	24	Male	Female	Boy	Girl	% of Female
		Male	0	0	0	6	3	1	3	2	1	3	0	2	0	4	6	8	10	8	4	0	0	0	0	0	40	92	1	4	67.2
		Female	0	0	0	10	7	1	7	9	4	8	1	5	4	6	8	10	8	4	0	0	0	0	0	0	0	0	0	0	0
		Boy	0	0	0	0	0	0	0	0	0	0	0	0	0	0	0	0	0	1	0	0	0	0	0	0	0	0	0	0	0
		Girl	0	0	0	0	0	0	0	0	0	0	0	0	0	0	0	0	0	3	1	0	0	0	0	0	0	0	0	0	0
		Time Total	0	0	0	16	10	2	10	11	5	11	1	7	4	10	8	19	13	7	3	0	0	0	0	0	137	137	0	0	0

Kind of container	Oil drum	Total Number of Pumping (day/pump)																												Sub-total	% of Female
		Time	1	2	3	4	5	6	7	8	9	10	11	12	13	14	15	16	17	18	19	20	21	22	23	24	Male	Female	Boy	Girl	% of Female
		Male	0	0	0	4	2	3	5	1	2	1	4	1	0	0	4	1	5	5	4	0	0	0	0	0	42	116	1	22	64.1
		Female	0	0	0	8	15	8	10	8	6	5	9	4	12	8	5	6	4	8	0	0	0	0	0	0	0	0	0	0	0
		Boy	0	0	0	0	0	0	0	0	0	0	0	0	0	0	1	0	0	0	0	0	0	0	0	0	0	0	0	0	0
		Girl	0	0	0	0	0	2	0	0	5	0	0	6	0	0	0	3	3	2	1	0	0	0	0	0	0	0	0	0	0
		Time Total	0	0	0	12	17	13	15	9	13	6	13	11	12	8	13	10	11	14	4	0	0	0	0	0	181	181	0	0	0

Kind of container	Oil drum	Total Number of Pumping (day/pump)																												Sub-total	% of Female
		Time	1	2	3	4	5	6	7	8	9	10	11	12	13	14	15	16	17	18	19	20	21	22	23	24	Male	Female	Boy	Girl	% of Female
		Male	0	0	0	2	0	4	0	3	0	0	0	0	0	0	0	0	0	0	0	1	0	0	0	0	10	11	4	41	16.7
		Female	0	0	0	5	0	0	6	0	0	0	0	0	0	0	0	0	0	0	0	0	0	0	0	0	0	0	0	0	0
		Boy	0	0	0	0	0	0	0	0	0	0	0	0	0	4	0	0	0	0	0	0	0	0	0	0	0	0	0	0	0
		Girl	0	0	0	0	3	3	1	5	4	2	3	3	0	6	1	7	3	0	0	0	0	0	0	0	0	0	0	0	0
		Time Total	0	0	0	7	3	7	7	8	4	2	3	3	3	4	6	1	7	3	0	1	0	0	0	0	66	66	0	0	0

Sheet1

Result of Pumping Time 3 Villages in Saravan Province

Name of Village S-84 B. Beng Data Collection Date 24 / Feb / 1995

Each Pumping time in Village(1)

Kind of container
Oil drum

Time	1	2	3	4	5	6	7	8	9	10	11	12	13	14	15	16	17	18	19	20	21	22	23	24
Male	0	0	0	0	0	0	0	4	4	3	5	8	4	0	3	1	2	6	0	0	0	0	0	0
Female	0	0	0	4	3	4	0	0	0	0	0	0	0	0	0	0	0	0	0	0	0	0	0	0
Boy	0	0	0	0	0	0	0	0	0	0	0	0	0	0	0	0	0	0	0	0	0	0	0	0
Girl	0	0	0	0	0	0	0	0	0	0	0	0	0	0	0	0	0	0	0	0	0	0	0	0
Time Total	0	0	0	4	3	4	0	0	0	0	0	0	0	0	0	0	0	0	0	0	0	0	0	0

15 liter

Time	1	2	3	4	5	6	7	8	9	10	11	12	13	14	15	16	17	18	19	20	21	22	23	24
Male	0	0	0	4	6	0	0	0	0	0	0	12	1	0	2	3	0	12	10	6	0	0	0	0
Female	0	0	0	0	12	0	6	1	0	0	1	0	0	0	0	0	0	0	0	0	0	0	0	0
Boy	0	0	0	0	0	0	0	0	0	0	0	0	0	0	0	0	0	0	0	0	0	0	0	0
Girl	0	0	0	4	0	0	0	0	0	0	0	12	0	0	0	0	0	0	0	0	0	0	0	0
Time Total	0	0	0	8	18	0	6	1	0	0	25	1	0	2	3	3	0	12	10	6	0	0	0	0

10 liter

Time	1	2	3	4	5	6	7	8	9	10	11	12	13	14	15	16	17	18	19	20	21	22	23	24
Male	0	0	0	4	0	5	0	0	0	0	0	4	4	7	6	3	5	12	6	6	0	0	0	0
Female	0	0	0	10	0	0	5	0	5	0	6	12	0	0	0	0	0	0	0	0	0	0	0	0
Boy	0	0	0	1	0	0	0	0	0	0	0	11	0	0	0	0	0	0	0	0	0	0	0	0
Girl	0	0	0	5	0	0	0	0	5	0	0	6	0	0	0	0	0	0	0	0	0	0	0	0
Time Total	0	0	0	20	0	5	5	5	5	5	6	33	4	7	6	3	5	12	6	6	0	0	0	0

5 liter

Time	1	2	3	4	5	6	7	8	9	10	11	12	13	14	15	16	17	18	19	20	21	22	23	24
Male	0	0	0	6	0	2	10	5	6	4	12	0	0	0	0	0	6	0	6	0	0	0	0	0
Female	0	0	0	19	6	4	3	9	7	3	12	4	11	0	0	0	6	6	0	7	0	0	0	0
Boy	0	0	0	2	0	0	0	0	0	0	6	12	0	0	0	0	0	0	0	0	0	0	0	0
Girl	0	0	0	8	6	3	0	4	12	17	36	11	0	0	0	0	0	0	0	0	0	0	0	0
Time Total	0	0	0	35	12	9	13	18	25	30	72	15	11	0	0	0	12	6	6	7	0	0	0	0

Total	Male	Female	Boy	Girl	% of Female
Male	40	11	0	0	21.6
Sub-Total	51				

Total	Male	Female	Boy	Girl	% of Female
Male	56	20	0	16	26.3
Sub-Total	76				

Total	Male	Female	Boy	Girl	% of Female
Male	62	38	12	16	29.7
Sub-Total	128				

Total	Male	Female	Boy	Girl	% of Female
Male	57	97	20	97	35.8
Sub-Total	271				

Sheet1

Result of Pumping Time 3 Villages in Saravan Province

Data Collection Date 25 / Feb / 1995

S-84 B. Beng

f Village

Kind of

container

Oil drum

Each Pumping time in Village(2)

Time	1	2	3	4	5	6	7	8	9	10	11	12	13	14	15	16	17	18	19	20	21	22	23	24
Male	0	0	0	0	0	6	1	0	0	0	0	0	8	2	4	2	3	6	0	4	4	8	0	0
Female	0	0	0	0	1	0	4	0	0	0	0	4	0	0	0	0	0	0	0	0	0	0	0	0
Boy	0	0	0	0	0	2	0	0	0	0	0	0	0	0	0	0	0	0	0	0	0	0	0	0
Girl	0	0	0	0	0	3	0	0	0	0	0	4	0	0	0	0	0	0	0	0	0	0	0	0
Time Total	0	0	0	0	1	11	5	0	0	0	0	8	8	2	4	2	3	6	0	4	4	8	0	0

15 liter

Bucket

Time	1	2	3	4	5	6	7	8	9	10	11	12	13	14	15	16	17	18	19	20	21	22	23	24
Male	0	0	0	0	0	0	0	0	4	0	0	18	8	12	12	6	0	6	6	0	0	0	0	0
Female	0	0	0	0	0	0	4	14	4	6	12	12	6	12	0	6	12	6	6	0	0	0	0	0
Boy	0	0	0	0	0	0	0	0	0	0	0	12	0	0	0	0	0	0	6	0	0	0	0	0
Girl	0	0	0	0	0	0	0	0	0	0	0	11	0	0	0	0	0	0	6	0	0	0	0	0
Time Total	0	0	0	0	0	0	4	14	8	6	12	53	14	24	12	12	12	12	24	0	0	0	0	0

10 liter

Bucket

Time	1	2	3	4	5	6	7	8	9	10	11	12	13	14	15	16	17	18	19	20	21	22	23	24
Male	0	0	0	0	4	1	3	0	6	8	0	0	6	0	4	0	6	6	0	5	0	0	0	0
Female	0	0	0	0	18	24	2	12	6	6	0	0	6	0	3	0	11	0	0	0	0	0	0	0
Boy	0	0	0	0	2	0	0	0	0	0	0	6	0	0	0	0	0	0	0	0	0	0	0	0
Girl	0	0	0	0	9	15	2	1	0	0	0	12	12	0	4	0	12	12	4	0	0	0	0	0
Time Total	0	0	0	0	33	40	7	13	12	14	0	18	24	0	11	0	29	18	4	5	0	0	0	0

5 liter

Container

Time	1	2	3	4	5	6	7	8	9	10	11	12	13	14	15	16	17	18	19	20	21	22	23	24
Male	0	0	0	0	4	4	2	1	0	0	0	6	18	0	6	12	4	6	0	5	0	0	0	0
Female	0	0	0	0	4	4	0	0	0	0	0	6	6	0	5	1	6	7	3	0	1	0	0	0
Boy	0	0	0	0	0	3	0	0	0	0	0	6	0	6	6	0	6	6	0	0	0	0	0	0
Girl	0	0	0	0	8	0	0	0	0	0	0	6	0	0	0	0	0	0	0	0	0	0	0	0
Time Total	0	0	0	0	8	19	2	1	0	0	0	24	24	6	17	13	16	19	3	5	1	0	0	0

Total	Male	Female	Boy	Girl	% of Female
Number of Pumping (day/pump)	48	9	2	7	13.6
Sub-Total	66				

Total	Male	Female	Boy	Girl	% of Female
Number of Pumping (day/pump)	72	100	18	17	48.3
Sub-Total	207				

Total	Male	Female	Boy	Girl	% of Female
Number of Pumping (day/pump)	49	88	8	83	38.6
Sub-Total	228				

Total	Male	Female	Boy	Girl	% of Female
Number of Pumping (day/pump)	68	43	33	14	27.2
Sub-Total	158				

Sheet 1

Result of Pumping Time 3 Villages in Saravan Province

Data Collection Date 26 / Feb / 1995

S-84 B. Beng

f Village

Kind of

container

Oil drum

Each Pumping time in Village(3)

Time	1	2	3	4	5	6	7	8	9	10	11	12	13	14	15	16	17	18	19	20	21	22	23	24
Male	0	0	0	0	4	0	1	0	2	0	0	4	4	0	4	6	4	4	3	2	1	5	0	0
Female	0	0	0	0	1	2	0	0	0	0	0	0	0	1	2	0	0	2	0	0	0	0	0	0
Boy	0	0	0	0	0	0	0	0	0	0	0	0	0	0	0	0	0	0	0	0	0	0	0	0
Girl	0	0	0	0	0	0	0	0	0	0	4	0	0	0	0	0	0	2	0	1	0	0	0	0
Time Total	0	0	0	0	5	2	1	0	2	0	4	4	4	1	6	6	4	8	3	3	1	5	0	0

15 liter

Bucket

Time	1	2	3	4	5	6	7	8	9	10	11	12	13	14	15	16	17	18	19	20	21	22	23	24
Male	0	0	0	0	2	0	8	0	8	0	0	0	0	8	4	8	8	8	8	4	4	0	0	0
Female	0	0	0	0	0	10	0	0	0	0	0	0	0	0	0	0	0	0	0	0	0	0	0	0
Boy	0	0	0	0	0	0	0	0	0	8	0	8	0	0	0	0	12	8	1	0	4	0	0	0
Girl	0	0	0	0	0	0	0	0	0	0	0	0	0	0	1	0	0	0	0	0	0	0	0	0
Time Total	0	0	0	0	2	10	8	0	8	8	0	8	0	8	5	8	20	16	9	8	8	4	0	0

10 liter

Bucket

Time	1	2	3	4	5	6	7	8	9	10	11	12	13	14	15	16	17	18	19	20	21	22	23	24
Male	0	0	0	0	0	0	0	0	0	8	0	8	4	0	6	12	12	8	0	3	0	0	0	0
Female	0	0	0	0	0	0	0	10	0	0	0	8	0	0	0	0	12	4	0	0	1	0	0	0
Boy	0	0	0	0	0	0	0	0	0	0	0	0	0	0	0	0	0	8	0	0	0	0	0	0
Girl	0	0	0	0	0	0	0	0	0	0	0	0	0	0	0	0	4	2	0	0	0	0	0	0
Time Total	0	0	0	0	0	0	0	10	0	8	0	16	4	0	6	12	28	22	0	3	1	0	0	0

5 liter

Container

Time	1	2	3	4	5	6	7	8	9	10	11	12	13	14	15	16	17	18	19	20	21	22	23	24
Male	0	0	0	0	4	0	8	0	0	10	0	0	0	4	0	0	4	0	0	0	0	0	0	0
Female	0	0	0	0	16	5	5	8	8	0	0	0	8	4	0	0	12	0	3	0	0	0	0	0
Boy	0	0	0	0	0	0	0	8	0	4	0	0	0	5	0	0	4	0	0	2	0	0	0	0
Girl	0	0	0	0	9	0	0	4	9	2	0	0	0	0	5	10	12	0	0	0	0	0	0	0
Time Total	0	0	0	0	29	5	13	20	17	16	0	0	8	13	5	10	32	0	3	2	0	0	0	0

Total Male	44
Female	8
Boy	0
Girl	7
Sub-Total	59
Number of Pumping (day/pump)	
% of Female	13.6

Total Male	78
Female	10
Boy	41
Girl	1
Sub-Total	130
Number of Pumping (day/pump)	
% of Female	7.7

Total Male	61
Female	35
Boy	8
Girl	6
Sub-Total	110
Number of Pumping (day/pump)	
% of Female	31.8

Total Male	30
Female	69
Boy	23
Girl	51
Sub-Total	173
Number of Pumping (day/pump)	
% of Female	39.9

Sheet1

Result of Pumping Time 3 Villages in Saravan Province

Data Collection Date 27 / Feb / 1995

f Village S-84 B. Beng

Kind of

container

Oil drum

Each Pumping time in Village(4)

Time	1	2	3	4	5	6	7	8	9	10	11	12	13	14	15	16	17	18	19	20	21	22	23	24
Male	0	0	0	0	0	0	0	0	1	2	1	1	1	1	4	4	3	4	2	2	4	1	0	0
Female	0	0	0	0	0	0	0	0	0	0	0	0	0	0	0	0	0	0	0	0	0	0	0	0
Boy	0	0	0	0	0	0	0	0	0	0	0	0	0	0	0	0	0	0	0	0	0	0	0	0
Girl	0	0	0	0	0	0	0	0	0	0	0	0	0	0	0	0	0	0	0	0	0	0	0	0
Time Total	0	0	0	0	0	0	0	0	1	2	1	1	1	1	4	4	3	4	2	2	4	1	0	0

15 liter

Bucket

Time	1	2	3	4	5	6	7	8	9	10	11	12	13	14	15	16	17	18	19	20	21	22	23	24
Male	0	0	0	0	4	0	1	0	0	0	11	6	6	12	6	6	0	6	6	6	6	0	0	0
Female	0	0	0	0	6	5	2	0	0	12	6	6	12	12	0	6	6	6	6	6	6	6	0	0
Boy	0	0	0	0	0	0	0	0	0	0	0	6	9	6	0	0	6	8	4	9	6	6	0	0
Girl	0	0	0	0	5	3	0	0	0	0	0	6	12	6	6	6	6	6	6	6	0	0	0	0
Time Total	0	0	0	0	15	8	3	0	0	12	17	24	39	36	12	18	18	26	22	27	18	12	0	0

10 liter

Bucket

Time	1	2	3	4	5	6	7	8	9	10	11	12	13	14	15	16	17	18	19	20	21	22	23	24
Male	0	0	0	0	6	0	0	0	0	6	6	6	6	6	7	9	4	6	1	8	9	1	0	0
Female	0	0	0	0	6	16	0	0	0	0	6	0	6	6	6	6	5	6	6	6	6	6	0	0
Boy	0	0	0	0	0	0	1	0	0	10	0	6	6	6	10	5	10	10	6	6	6	6	0	0
Girl	0	0	0	0	6	6	0	0	0	6	0	0	0	1	0	4	3	2	0	0	0	0	0	0
Time Total	0	0	0	0	18	22	1	0	0	22	12	12	18	19	23	24	22	24	13	20	21	13	0	0

5 liter

Container

Time	1	2	3	4	5	6	7	8	9	10	11	12	13	14	15	16	17	18	19	20	21	22	23	24
Male	0	0	0	0	6	0	0	0	0	0	6	6	6	6	6	0	6	10	6	12	6	0	0	0
Female	0	0	0	0	5	0	6	0	0	0	6	6	6	6	6	12	6	6	12	6	6	0	0	0
Boy	0	0	0	0	5	6	0	0	0	12	6	6	6	12	6	12	6	6	12	12	12	0	0	0
Girl	0	0	0	0	12	12	6	0	0	12	6	6	6	6	8	6	6	12	12	8	12	6	0	0
Time Total	0	0	0	0	28	18	12	0	0	24	24	24	24	30	26	30	24	34	42	38	36	6	0	0

Total	Male	Female	Boy	Girl	% of Female
31	31	0	0	0	0.0
Sub-Total	0	0	0	0	0
31	31	0	0	0	0

Total	Male	Female	Boy	Girl	% of Female
76	76	103	60	68	33.6
Sub-Total	307	60	68	68	68

Total	Male	Female	Boy	Girl	% of Female
81	81	87	88	28	30.6
Sub-Total	284	87	88	28	28

Total	Male	Female	Boy	Girl	% of Female
76	76	89	119	136	21.2
Sub-Total	420	89	119	136	136

Sheet1

Result of Pumping Time 3 Villages in Saravan Province

Data Collection Date 28 / Feb / 1995

f Village S-84 B. Beng

Each Pumping time in Village(5)

Kind of container	Time	1	2	3	4	5	6	7	8	9	10	11	12	13	14	15	16	17	18	19	20	21	22	23	24
Oil drum	Time	1	2	3	4	5	6	7	8	9	10	11	12	13	14	15	16	17	18	19	20	21	22	23	24
Male	0	0	0	0	4	0	3	0	2	2	0	4	1	0	2	0	5	1	0	2	0	0	0	0	0
Female	0	0	0	0	1	0	1	0	0	0	0	0	1	0	0	0	0	0	1	0	0	0	0	0	0
Boy	0	0	0	0	0	0	0	0	0	0	0	0	0	0	0	0	0	0	0	0	0	0	0	0	0
Girl	0	0	0	0	0	0	0	0	0	0	0	0	0	0	0	0	0	0	0	0	0	0	0	0	0
Time Total	0	0	0	0	4	1	3	1	2	2	0	4	1	1	2	0	5	1	1	2	0	0	0	0	0

Kind of container	Time	1	2	3	4	5	6	7	8	9	10	11	12	13	14	15	16	17	18	19	20	21	22	23	24
15 liter Bucket	Time	1	2	3	4	5	6	7	8	9	10	11	12	13	14	15	16	17	18	19	20	21	22	23	24
Male	0	0	0	0	4	0	0	0	0	0	0	0	0	0	0	0	0	0	0	0	0	0	0	0	0
Female	0	0	0	0	4	0	4	6	4	0	12	0	6	0	3	5	6	5	0	6	0	0	0	0	0
Boy	0	0	0	0	0	0	0	0	0	6	0	0	0	0	0	0	6	0	0	0	0	0	0	0	0
Girl	0	0	0	0	1	0	0	0	0	0	0	3	4	0	0	0	0	0	0	0	0	0	0	0	0
Time Total	0	0	0	0	8	1	4	6	10	0	18	3	10	0	3	5	12	11	0	6	0	0	0	0	0

Kind of container	Time	1	2	3	4	5	6	7	8	9	10	11	12	13	14	15	16	17	18	19	20	21	22	23	24
10 liter Bucket	Time	1	2	3	4	5	6	7	8	9	10	11	12	13	14	15	16	17	18	19	20	21	22	23	24
Male	0	0	0	0	3	0	0	0	0	0	0	0	0	0	0	0	0	0	0	0	0	0	0	0	0
Female	0	0	0	0	5	4	0	6	4	4	0	6	4	2	6	3	6	4	6	3	0	0	0	0	0
Boy	0	0	0	0	0	0	0	0	0	0	0	3	4	0	0	0	0	0	0	0	0	0	0	0	0
Girl	0	0	0	0	2	0	0	4	0	0	0	6	6	0	4	6	4	6	0	0	0	0	0	0	0
Time Total	0	0	0	0	10	4	0	10	4	4	0	15	14	2	10	9	10	10	6	3	0	0	0	0	0

5 liter Container																												
Time	1	2	3	4	5	6	7	8	9	10	11	12	13	14	15	16	17	18	19	20	21	22	23	24				
Male	0	0	0	0	6	0	6	4	6	6	6	4	2	4	6	2	2	5	2	7	1	0	0	0				
Female	0	0	0	0	4	3	4	7	4	5	6	2	3	0	3	0	8	3	6	6	0	0	0	0				
Boy	0	0	0	0	3	2	0	0	0	12	3	0	0	0	0	0	0	0	0	0	0	0	0	0				
Girl	0	0	0	0	12	6	0	0	0	3	0	0	4	4	0	6	5	6	8	5	2	0	0	0				
Total											26	15	6	9	8	9	8	15	14	16	18	3	0	0	0			
Sub-Total																					61							
Male																					69							
Female																					64							
Boy																					20							
Girl																					29.9							
Total Number of Pumping (day/pump)																					61							

Total	Male	Female	Boy	Girl	% of Female
26	4	0	0	0	13.3
Sub-Total	30	0	0	0	

Total	Number of Pumping	(day/pump)	Girl	% of Female
Male	Female	Boy		
<u>4</u>	<u>61</u>	24	<u>8</u>	<u>62.9</u>
	Sub-Total			

Total	Number of Pumping	(day/pump)			
Male	Female	Boy	Girl	% of Female	
3	<u>63</u>	7		<u>56.8</u>	
	Sub-Total		38		
			111		

Total	Number of Pumping	(day/pump)	Girl	% of Female
Male	Female	Boy		
<u>69</u>	<u>64</u>	20		<u>29.9</u>
	Sub-Total		<u>61</u>	
				<u>214</u>

Sheet1

Result of Pumping Time 3 Villages in Saravan Province

f Village S-84 B. Beng

Data Collection Date 1 / March /1995

Each Pumping time in Village(6)

Kind of container	Time	1	2	3	4	5	6	7	8	9	10	11	12	13	14	15	16	17	18	19	20	21	22	23	24
Oil drum	Male	0	0	0	0	1	4	0	1	0	1	2	0	3	2	1	2	3	4	3	2	1	0	0	0
	Female	0	0	0	0	4	0	0	0	0	0	0	0	0	0	0	2	0	0	0	0	0	0	0	0
	Boy	0	0	0	0	0	2	0	0	0	0	0	0	0	0	0	0	0	0	0	0	0	0	0	0
	Girl	0	0	0	0	0	1	0	0	0	0	0	0	0	0	0	0	2	0	1	0	0	0	0	0
	Time Total	0	0	0	0	5	7	0	1	0	1	2	0	3	2	1	4	5	4	4	2	1	0	0	0

15 liter

Kind of container	Time	1	2	3	4	5	6	7	8	9	10	11	12	13	14	15	16	17	18	19	20	21	22	23	24
Bucket	Male	0	0	0	0	0	0	0	0	0	0	0	0	7	6	0	6	8	10	11	1	3	0	0	0
	Female	0	0	0	0	12	6	0	2	0	2	4	6	6	0	0	0	4	6	5	3	4	0	0	0
	Boy	0	0	0	0	0	0	0	0	0	0	0	0	0	0	0	0	0	0	0	0	0	0	0	0
	Girl	0	0	0	0	0	0	0	0	0	0	0	6	0	0	6	0	4	2	1	3	6	0	0	0
	Time Total	0	0	0	0	12	6	0	2	0	2	4	19	12	6	6	6	16	18	17	7	13	0	0	0

10 liter

Kind of container	Time	1	2	3	4	5	6	7	8	9	10	11	12	13	14	15	16	17	18	19	20	21	22	23	24
Bucket	Male	0	0	0	0	11	6	0	0	0	0	0	0	6	12	6	0	7	8	1	9	3	0	0	0
	Female	0	0	0	0	12	6	0	0	0	4	6	12	8	5	0	10	2	6	7	1	0	0	0	0
	Boy	0	0	0	0	12	0	0	0	0	0	0	0	0	0	0	0	0	0	0	0	0	0	0	0
	Girl	0	0	0	0	10	0	0	2	0	5	0	12	0	0	6	5	7	8	1	4	2	0	0	0
	Time Total	0	0	0	0	45	12	0	2	0	5	4	18	18	20	17	5	24	18	8	20	6	0	0	0

5 liter

Kind of container	Time	1	2	3	4	5	6	7	8	9	10	11	12	13	14	15	16	17	18	19	20	21	22	23	24
Container	Male	0	0	0	0	6	0	0	4	0	0	0	0	4	0	0	12	11	2	6	7	1	0	0	0
	Female	0	0	0	0	6	0	0	0	0	0	0	6	12	0	6	3	4	7	5	6	7	0	0	0
	Boy	0	0	0	0	6	0	0	0	0	0	0	0	0	0	4	0	0	0	0	0	0	0	0	0
	Girl	0	0	0	0	2	2	0	0	0	0	2	6	4	6	18	12	10	7	6	7	8	0	0	0
	Time Total	0	0	0	0	20	2	2	4	0	0	2	12	20	6	28	27	25	16	17	20	16	0	0	0

Total Number of Pumping (day/pump)

Male	30	Female	6	Boy	2	Girl	4	% of Female	14.3
Sub-Total	42								

Total Number of Pumping (day/pump)

Male	52	Female	62	Boy	0	Girl	28	% of Female	43.7
Sub-Total	142								

Total Number of Pumping (day/pump)

Male	69	Female	79	Boy	12	Girl	62	% of Female	35.6
Sub-Total	222								

Total Number of Pumping (day/pump)

Male	53	Female	62	Boy	10	Girl	92	% of Female	28.6
Sub-Total	217								

Sheet1

Result of Pumping Time 3 Villages in Saravan Province

Data Collection Date 2 / March /1995

f Village S-84 B. Beng

Kind of
container
Oil drum

Each Pumping time in Village(7)

Time	1	2	3	4	5	6	7	8	9	10	11	12	13	14	15	16	17	18	19	20	21	22	23	24
Male	0	0	0	0	4	1	0	0	0	0	3	2	2	0	0	0	1	0	1	2	2	1	1	0
Female	0	0	0	0	2	2	1	0	1	4	3	2	2	0	2	2	2	0	1	0	0	0	0	0
Boy	0	0	0	0	0	0	0	0	0	0	0	0	0	0	0	0	0	0	0	0	0	0	0	0
Girl	0	0	0	0	0	0	0	0	0	0	0	0	0	0	0	0	0	0	0	0	0	0	0	0
Time Total	0	0	0	0	6	3	1	0	1	4	6	4	4	0	2	2	3	0	2	2	2	1	1	0

15 liter

Time	1	2	3	4	5	6	7	8	9	10	11	12	13	14	15	16	17	18	19	20	21	22	23	24
Male	0	0	0	0	5	4	6	4	4	0	5	5	4	0	2	10	10	10	8	6	0	0	0	0
Female	0	0	0	0	10	8	8	6	4	8	5	3	5	0	4	10	12	10	10	4	0	0	0	0
Boy	0	0	0	0	4	2	0	0	0	0	5	2	10	0	3	8	14	15	8	0	0	0	0	0
Girl	0	0	0	0	4	2	0	0	0	0	4	2	0	0	2	10	12	15	6	0	0	0	0	0
Time Total	0	0	0	0	23	16	14	10	8	8	19	12	19	0	11	38	48	50	32	10	0	0	0	0

10 liter

Time	1	2	3	4	5	6	7	8	9	10	11	12	13	14	15	16	17	18	19	20	21	22	23	24
Male	0	0	0	0	10	8	10	0	0	4	10	3	0	0	10	10	10	20	15	0	0	0	0	0
Female	0	0	0	0	10	10	12	0	2	10	6	4	1	0	4	8	12	20	15	0	0	0	0	0
Boy	0	0	0	0	8	8	4	0	0	8	4	0	0	0	4	8	10	10	6	0	0	0	0	0
Girl	0	0	0	0	12	10	6	0	4	10	4	4	0	0	4	8	10	4	0	0	0	0	0	0
Time Total	0	0	0	0	40	36	32	0	6	32	24	11	1	0	22	34	40	60	40	0	0	0	0	0

5 liter

Time	1	2	3	4	5	6	7	8	9	10	11	12	13	14	15	16	17	18	19	20	21	22	23	24
Male	0	0	0	0	6	15	6	0	0	0	10	10	5	0	4	10	6	20	10	0	0	0	0	0
Female	0	0	0	0	10	12	10	0	0	8	10	10	5	0	6	16	6	20	10	0	0	0	0	0
Boy	0	0	0	0	10	10	8	0	0	6	10	20	7	0	6	8	8	15	8	0	0	0	0	0
Girl	0	0	0	0	8	0	4	0	6	6	15	20	5	0	5	10	10	20	6	0	0	0	0	0
Time Total	0	0	0	0	34	37	28	0	6	20	45	60	22	0	21	44	30	75	34	0	0	0	0	0

Container

Total Male	Female	Boy	Girl	% of Female
20	24	0	0	54.5
Sub-Total	44	0	0	

Total Male	Female	Boy	Girl	% of Female
83	107	71	57	33.6
Sub-Total	318			

Total Male	Female	Boy	Girl	% of Female
110	114	70	84	30.2
Sub-Total	378			

Total Male	Female	Boy	Girl	% of Female
102	123	116	115	27.0
Sub-Total	456			

Result of Pumping Time in 3 Villages in Saravan Province

Village S-64 B. Phonphai

Data Collection Date 23 / Feb / 1995

Each Pumping time in Village (1)

Kind of container	Time	1	2	3	4	5	6	7	8	9	10	11	12	13	14	15	16	17	18	19	20	21	22	23	24
Oil drum	Male	0	0	2	0	0	0	0	0	0	0	0	0	0	0	0	0	0	2	2	0	0	0	0	0
	Female	0	0	0	0	0	0	0	0	0	0	0	0	0	0	0	0	0	0	0	0	0	0	0	0
	Boy	0	0	0	0	0	0	0	0	0	0	0	0	0	0	0	0	0	0	0	0	0	0	0	0
	Girl	0	0	0	0	0	0	0	0	0	0	0	0	0	0	0	0	0	0	0	0	0	0	0	0
	Time Total	0	0	0	0	0	0	0	0	0	0	0	0	0	0	0	0	0	0	0	0	0	0	0	0

15 liter

Kind of container	Time	1	2	3	4	5	6	7	8	9	10	11	12	13	14	15	16	17	18	19	20	21	22	23	24
Bucket	Male	0	0	0	0	0	2	0	0	0	0	0	0	0	0	0	0	0	0	0	0	0	0	0	0
	Female	0	0	5	17	25	20	17	17	36	33	29	23	17	32	30	27	22	22	30	28	24	4	0	0
	Boy	0	0	0	0	0	2	0	3	0	0	0	0	2	0	0	2	0	2	1	4	2	3	0	0
	Girl	0	0	0	0	0	0	0	3	0	0	0	4	12	5	4	1	5	3	2	1	0	0	0	0
	Time Total	0	0	5	17	25	22	17	25	36	33	29	27	31	37	34	30	27	27	33	33	26	7	0	0

10 liter

Kind of container	Time	1	2	3	4	5	6	7	8	9	10	11	12	13	14	15	16	17	18	19	20	21	22	23	24
Bucket	Male	0	0	0	0	0	0	0	0	0	0	0	0	0	0	0	0	0	0	0	0	0	0	0	0
	Female	0	0	0	8	13	22	12	15	18	0	13	17	12	0	12	17	17	24	11	1	1	0	0	0
	Boy	0	0	0	1	0	0	0	1	2	0	0	0	0	0	0	1	3	0	0	1	0	0	0	0
	Girl	0	0	0	0	0	0	1	2	0	0	4	3	2	3	3	3	0	0	1	0	0	0	0	0
	Time Total	0	0	0	9	13	22	13	18	20	0	17	20	14	3	15	21	20	24	12	2	1	0	0	0

5 liter

Kind of container	Time	1	2	3	4	5	6	7	8	9	10	11	12	13	14	15	16	17	18	19	20	21	22	23	24
Container	Male	0	0	0	0	0	0	0	0	0	0	0	0	0	0	0	0	0	0	0	0	0	0	0	0
	Female	0	0	0	0	0	0	2	0	0	0	0	0	0	0	0	0	0	0	0	1	0	0	0	0
	Boy	0	0	0	0	0	0	0	0	0	0	0	1	0	2	1	0	2	0	1	1	0	0	0	0
	Girl	0	0	0	0	1	0	0	0	1	2	3	4	5	0	2	3	4	4	3	0	0	0	0	0
	Time Total	0	0	0	0	1	0	2	0	1	2	3	5	5	2	3	3	6	4	4	2	0	0	0	0

Total Number of Pumping (day/pump)	Male	Female	Boy	Girl	% of Female
	6	0	0	0	100
Sub-total	6	0	0	0	

Total Number of Pumping (day/pump)	Male	Female	Boy	Girl	% of Female
	2	458	21	42	95.2
Sub-total	481				

Total Number of Pumping (day/pump)	Male	Female	Boy	Girl	% of Female
	0	213	9	22	95.9
Sub-total	222				

Total Number of Pumping (day/pump)	Male	Female	Boy	Girl	% of Female
	0	3	8	32	7.0
Sub-total	43				

Result of Pumping Time in 3 Villages in Saravan Province

Data Collection Date 24 / Feb / 1995

Village S-84 B. Phonphai

Kind of container

Each Pumping time in Village (2)

Oil drum	1	2	3	4	5	6	7	8	9	10	11	12	13	14	15	16	17	18	19	20	21	22	23	24
Time	0	0	1	1	0	0	0	0	0	0	0	0	0	0	0	0	0	0	2	2	0	0	0	0
Male	0	0	1	1	0	0	0	0	0	0	0	0	0	0	0	0	0	0	2	2	0	0	0	0
Female	0	0	0	0	0	0	0	0	0	0	0	0	0	0	0	0	0	0	0	0	0	0	0	0
Boy	0	0	0	0	0	0	0	0	0	0	0	0	0	0	0	0	0	0	0	0	0	0	0	0
Girl	0	0	0	0	0	0	0	0	0	0	0	0	0	0	0	0	0	0	0	0	0	0	0	0
Time Total	0	0	1	1	0	0	0	0	0	0	0	0	0	0	0	0	0	0	2	2	0	0	0	0

15 liter	1	2	3	4	5	6	7	8	9	10	11	12	13	14	15	16	17	18	19	20	21	22	23	24
Time	0	0	0	0	0	0	0	0	0	0	0	0	0	0	0	0	0	0	0	0	0	0	0	0
Male	0	0	0	0	0	0	0	0	0	0	0	0	0	0	0	3	0	0	0	0	0	0	0	0
Female	0	0	18	28	30	31	33	33	31	25	25	20	24	20	25	20	22	31	30	28	10	0	0	0
Boy	0	0	0	0	2	2	2	1	0	0	2	0	0	0	0	0	0	0	2	4	2	0	0	0
Girl	0	0	0	2	6	8	11	3	3	3	9	6	4	3	4	1	3	7	3	2	0	0	0	0
Time Total	0	0	18	30	38	41	46	37	34	28	36	26	28	23	29	24	25	38	35	34	12	0	0	0

10 liter	1	2	3	4	5	6	7	8	9	10	11	12	13	14	15	16	17	18	19	20	21	22	23	24
Time	0	0	0	0	0	0	0	0	0	0	0	0	0	0	0	0	0	0	0	0	0	0	0	0
Male	0	0	0	0	0	0	0	0	0	0	0	0	0	0	0	0	0	0	0	0	0	0	0	0
Female	0	0	2	2	17	12	0	13	16	12	12	16	19	17	12	19	16	15	14	16	12	0	0	0
Boy	0	0	2	3	1	0	0	0	0	0	0	4	0	1	0	0	0	2	2	3	0	0	0	0
Girl	0	0	0	0	0	2	0	1	1	6	0	1	2	5	0	5	5	3	1	2	0	0	0	0
Time Total	0	0	4	5	18	14	0	14	17	18	12	21	21	23	12	24	21	20	17	21	12	0	0	0

5 liter	1	2	3	4	5	6	7	8	9	10	11	12	13	14	15	16	17	18	19	20	21	22	23	24
Time	0	0	0	0	0	0	0	0	0	0	0	0	0	0	0	0	0	0	0	0	0	0	0	0
Male	0	0	0	0	0	0	0	0	0	0	0	0	0	0	0	0	0	0	0	0	0	0	0	0
Female	0	0	0	1	0	0	0	0	0	0	0	0	0	0	0	0	0	0	0	0	0	0	0	0
Boy	0	0	0	1	1	1	2	1	1	0	0	1	2	0	0	3	0	0	0	0	0	0	0	0
Girl	0	0	0	0	2	1	1	2	3	2	4	4	4	7	4	4	4	0	0	0	0	0	0	0
Time Total	0	0	0	2	3	2	3	3	4	2	4	5	6	7	4	7	4	0	0	0	0	0	0	0

Total Number of Pumping (day/pump)	Male	Female	Boy	Girl	% of Female
	6	0	0	0	0.0
Sub-total				0	
				6	

Total Number of Pumping (day/pump)	Male	Female	Boy	Girl	% of Female
	3	484	17	78	83.2
Sub-total				582	

Total Number of Pumping (day/pump)	Male	Female	Boy	Girl	% of Female
	0	242	18	34	82.3
Sub-total				294	

Total Number of Pumping (day/pump)	Male	Female	Boy	Girl	% of Female
	0	1	13	42	1.8
Sub-total				56	

Result of Pumping Time in 3 Villages in Saravan Province

Village S-64 B. Phonphai

Data Collection Date 25 / Feb / 1995

Kind of

Each Pumping time in Village (3)

Oil drum

Time	1	2	3	4	5	6	7	8	9	10	11	12	13	14	15	16	17	18	19	20	21	22	23	24
Male	0	0	0	2	2	6	0	0	0	0	0	0	0	0	0	0	0	2	2	0	0	0	0	0
Female	0	0	0	0	0	0	0	0	0	0	0	0	0	0	0	0	0	0	0	0	0	0	0	0
Boy	0	0	0	0	0	0	0	0	0	0	0	0	0	0	0	0	0	0	0	0	0	0	0	0
Girl	0	0	0	0	0	0	0	0	0	0	0	0	0	0	0	0	0	0	0	0	0	0	0	0
Time Total	0	0	0	2	2	6	0	0	0	0	0	0	0	0	0	0	0	2	2	0	0	0	0	0

15 liter

Bucket

Time	1	2	3	4	5	6	7	8	9	10	11	12	13	14	15	16	17	18	19	20	21	22	23	24
Male	0	0	0	0	0	0	0	0	1	2	0	1	2	0	1	0	2	5	6	3	2	4	0	0
Female	0	0	21	30	31	32	22	23	28	25	27	23	22	24	20	26	32	30	32	25	6	0	0	0
Boy	0	0	4	8	12	8	3	2	0	1	6	2	0	0	0	2	0	4	3	6	2	0	0	0
Girl	0	0	2	2	4	6	2	3	3	4	5	1	4	3	2	6	4	3	6	2	0	0	0	0
Time Total	0	0	27	40	47	46	27	28	32	32	38	27	28	27	23	34	38	42	47	36	10	4	0	0

10 liter

Bucket

Time	1	2	3	4	5	6	7	8	9	10	11	12	13	14	15	16	17	18	19	20	21	22	23	24
Male	0	0	0	0	0	0	0	0	0	0	0	0	0	0	0	0	0	0	0	0	0	1	0	0
Female	0	0	6	10	13	17	19	14	15	16	13	15	16	15	12	12	18	10	18	16	14	0	0	0
Boy	0	0	0	0	3	4	2	3	1	0	0	2	0	2	2	0	3	2	0	2	0	0	0	0
Girl	0	0	0	3	2	6	3	7	1	2	1	2	3	1	2	2	2	1	4	2	3	0	0	0
Time Total	0	0	6	13	18	27	24	24	17	18	14	19	19	18	16	14	23	13	22	20	17	1	0	0

5 liter

Container

Time	1	2	3	4	5	6	7	8	9	10	11	12	13	14	15	16	17	18	19	20	21	22	23	24
Male	0	0	0	0	0	0	0	0	0	0	0	0	0	0	0	0	0	0	0	0	0	0	0	0
Female	0	0	0	4	6	4	0	0	0	0	0	0	0	0	0	0	4	2	0	0	0	0	0	0
Boy	0	0	0	1	3	2	1	0	0	3	0	3	2	1	2	0	0	0	0	0	0	0	0	0
Girl	0	0	0	0	1	3	3	2	1	2	4	6	1	3	1	3	2	0	0	0	0	0	0	0
Time Total	0	0	0	5	10	9	4	2	1	5	4	9	3	4	3	7	4	0	0	0	0	0	0	0

Total Number of Pumping (day/pump)

Male	14
Female	0
Boy	0
Girl	0
Sub-total	0
	14

Total Number of Pumping (day/pump)

Male	29
Female	479
Boy	63
Girl	60
Sub-total	631

Total Number of Pumping (day/pump)

Male	1
Female	269
Boy	26
Girl	47
Sub-total	343

Total Number of Pumping (day/pump)

Male	0
Female	20
Boy	18
Girl	32
Sub-total	70

Result of Pumping Time in 3 Villages in Saravan Province

Village S-64 B. Phonphai

Data Collection Date 26 / Feb / 1995

Kind of container

Oil drum

Each Pumping time in Village (4)

Total Number of Pumping (day/pump)			
Male	Female	Boy	Girl % of Female
6	2	0	25.0
Sub-total			0
8			

Time	1	2	3	4	5	6	7	8	9	10	11	12	13	14	15	16	17	18	19	20	21	22	23	24
Male	0	0	0	0	2	2	0	0	0	0	0	0	0	0	0	0	0	2	0	0	0	0	0	0
Female	0	0	0	0	0	0	0	0	0	0	0	0	0	0	0	0	0	0	2	0	0	0	0	0
Boy	0	0	0	0	0	0	0	0	0	0	0	0	0	0	0	0	0	0	0	0	0	0	0	0
Girl	0	0	0	0	0	0	0	0	0	0	0	0	0	0	0	0	0	0	0	0	0	0	0	0
Time Total	0	0	0	0	2	2	0	0	0	0	0	0	0	0	0	0	0	2	2	0	0	0	0	0

Total Number of Pumping (day/pump)			
Male	Female	Boy	Girl % of Female
18	614	41	82.1
Sub-total			75
748			

Time	1	2	3	4	5	6	7	8	9	10	11	12	13	14	15	16	17	18	19	20	21	22	23	24
Male	0	0	5	4	2	4	0	0	0	0	0	0	0	0	0	0	0	0	0	0	3	0	0	0
Female	0	0	21	30	39	35	31	37	40	45	35	27	25	30	35	40	40	35	32	28	7	2	0	0
Boy	0	0	0	5	0	2	1	1	0	3	3	3	0	2	0	0	6	7	0	6	2	0	0	0
Girl	0	0	2	6	9	6	2	4	5	5	6	2	4	3	1	11	5	3	3	0	0	0	0	0
Time Total	0	0	28	45	50	47	34	42	45	53	44	32	29	35	36	51	51	45	35	34	9	5	0	0

Total Number of Pumping (day/pump)			
Male	Female	Boy	Girl % of Female
10	226	40	72.7
Sub-total			35
311			

Time	1	2	3	4	5	6	7	8	9	10	11	12	13	14	15	16	17	18	19	20	21	22	23	24
Male	0	0	0	0	3	0	0	0	0	0	0	0	0	0	0	0	0	0	5	0	0	2	0	0
Female	0	0	6	9	11	12	15	11	15	14	15	0	14	13	10	14	10	14	16	14	13	0	0	0
Boy	0	0	0	2	0	0	0	0	4	4	0	0	0	0	0	3	12	8	4	2	1	0	0	0
Girl	0	0	0	4	2	2	2	3	5	0	0	1	2	4	4	5	4	1	0	0	0	0	0	0
Time Total	0	0	6	15	16	14	17	14	24	18	15	0	15	15	14	22	26	23	25	16	14	2	0	0

Total Number of Pumping (day/pump)			
Male	Female	Boy	Girl % of Female
0	50	18	45.5
Sub-total			42
110			

Time	1	2	3	4	5	6	7	8	9	10	11	12	13	14	15	16	17	18	19	20	21	22	23	24
Male	0	0	0	0	0	0	0	0	0	0	0	0	0	0	0	0	0	0	0	0	0	0	0	0
Female	0	0	5	0	0	0	3	3	2	5	12	2	3	2	4	4	5	0	0	0	0	0	0	0
Boy	0	0	0	2	3	3	1	1	0	0	0	0	0	1	1	2	0	4	0	0	0	0	0	0
Girl	0	0	1	5	4	5	5	5	4	5	2	1	0	1	2	1	2	0	0	0	0	0	0	0
Time Total	0	0	6	7	7	8	9	9	6	10	14	3	3	4	7	7	7	4	4	0	0	0	0	0

Result of Pumping Time in 3 Villages in Saravan Province

Data Collection Date 27 / Feb / 1995

S-64 B. Phonphai

Village

Kind of

container

Oil drum

Each Pumping time in Village (5)

Time	1	2	3	4	5	6	7	8	9	10	11	12	13	14	15	16	17	18	19	20	21	22	23	24
Male	0	0	0	2	0	0	0	0	0	0	0	0	0	0	0	0	2	0	0	0	0	0	0	0
Female	0	0	0	0	2	0	0	0	0	0	0	0	0	0	0	0	0	0	0	0	0	0	0	0
Boy	0	0	0	0	0	0	0	0	0	0	0	0	0	0	0	0	0	0	0	0	0	0	0	0
Girl	0	0	0	0	0	0	0	0	0	0	0	0	0	0	0	0	0	0	0	0	0	0	0	0
Time Total	0	0	0	2	2	0	0	0	0	0	0	0	0	0	0	0	2	0	0	0	0	0	0	0

15 liter

Time	1	2	3	4	5	6	7	8	9	10	11	12	13	14	15	16	17	18	19	20	21	22	23	24
Male	0	0	0	0	3	1	0	0	0	0	0	0	0	0	0	0	4	5	0	6	3	2	0	0
Female	0	0	4	25	31	38	40	45	40	30	40	20	30	35	40	45	40	35	32	30	24	4	0	0
Boy	0	0	0	3	4	2	4	0	0	2	0	1	0	0	0	4	0	1	2	0	1	0	0	0
Girl	0	0	2	4	7	4	1	3	19	10	4	7	13	8	1	6	0	2	4	3	1	0	0	0
Time Total	0	0	6	32	45	45	45	48	59	42	44	28	43	43	41	55	44	43	38	39	29	6	0	0

10 liter

Time	1	2	3	4	5	6	7	8	9	10	11	12	13	14	15	16	17	18	19	20	21	22	23	24
Male	0	0	0	0	2	0	0	0	0	0	0	3	0	3	5	0	2	1	6	2	0	3	0	0
Female	0	0	5	7	11	15	13	18	19	0	12	0	16	14	0	10	16	17	11	18	14	0	0	0
Boy	0	0	0	0	0	2	2	3	8	5	2	0	0	0	1	0	0	0	0	0	0	0	0	0
Girl	0	0	0	0	0	3	1	8	8	7	0	3	6	0	0	2	3	2	3	5	0	0	0	0
Time Total	0	0	5	7	13	20	16	29	35	12	14	6	22	17	6	12	21	20	25	14	3	0	0	0

5 liter

Time	1	2	3	4	5	6	7	8	9	10	11	12	13	14	15	16	17	18	19	20	21	22	23	24
Male	0	0	0	0	0	0	0	0	0	0	2	3	0	0	0	5	2	0	1	0	0	0	0	0
Female	0	0	2	6	7	5	1	2	0	0	0	2	0	0	2	5	5	6	4	3	0	0	0	0
Boy	0	0	0	0	1	1	0	4	0	6	0	0	1	0	0	3	4	0	0	0	0	0	0	0
Girl	0	0	0	2	1	2	2	1	8	13	3	3	6	3	2	4	4	2	2	4	0	0	0	0
Time Total	0	0	2	8	9	8	3	7	8	19	5	8	7	3	4	17	15	8	7	7	0	0	0	0

Total Number of Pumping	Male	Female	Boy	Girl	% of Female
	4	2	0	0	33.3
Sub-total	6	0	0	0	

Total Number of Pumping	Male	Female	Boy	Girl	% of Female
	24	628	24	97	81.2
Sub-total	773				

Total Number of Pumping	Male	Female	Boy	Girl	% of Female
	27	216	23	51	68.1
Sub-total	317				

Total Number of Pumping	Male	Female	Boy	Girl	% of Female
	13	50	20	62	34.5
Sub-total	145				

Result of Pumping Time in 3 Villages in Saravan Province

Data Collection Date 28 / Feb /1995

Village S-64 B. Phonphai

Kind of

container

Oil drum

Each Pumping time in Village (6)

Time	1	2	3	4	5	6	7	8	9	10	11	12	13	14	15	16	17	18	19	20	21	22	23	24
Male	0	0	0	0	2	0	0	0	0	0	0	0	0	0	0	0	0	0	2	0	0	0	0	0
Female	0	0	0	0	0	0	0	0	0	0	0	0	0	0	0	0	0	0	0	0	0	0	0	0
Boy	0	0	0	0	0	0	0	0	0	0	0	0	0	0	0	0	0	0	0	0	0	0	0	0
Girl	0	0	0	0	0	0	0	0	0	0	0	0	0	0	0	0	0	0	0	0	0	0	0	0
Time Total	0	0	0	0	2	0	0	0	0	0	0	0	0	0	0	0	0	0	2	0	0	0	0	0

15 liter

Bucket

Time	1	2	3	4	5	6	7	8	9	10	11	12	13	14	15	16	17	18	19	20	21	22	23	24
Male	0	0	4	5	4	2	4	3	1	0	1	3	0	0	0	3	6	4	6	5	6	3	0	0
Female	0	0	15	30	37	35	40	42	35	32	30	28	26	36	38	36	42	39	32	35	28	6	0	0
Boy	0	0	0	2	4	3	6	2	3	0	2	2	4	5	2	1	4	5	3	3	4	0	0	0
Girl	0	0	0	0	6	7	10	5	2	2	1	2	0	7	6	5	2	2	0	0	0	0	0	0
Time Total	0	0	19	37	51	47	60	52	41	34	34	35	30	48	46	45	54	50	41	43	38	9	0	0

10 liter

Bucket

Time	1	2	3	4	5	6	7	8	9	10	11	12	13	14	15	16	17	18	19	20	21	22	23	24
Male	0	0	3	2	4	3	6	1	0	0	0	0	0	0	0	2	1	0	2	4	2	2	0	0
Female	0	0	7	10	12	15	11	18	12	6	7	10	6	14	13	12	18	11	19	0	0	0	0	0
Boy	0	0	0	0	0	1	2	0	0	0	0	0	0	2	0	0	0	0	0	0	3	0	0	0
Girl	0	0	0	1	6	7	8	4	4	2	5	6	3	6	5	4	3	4	3	0	0	0	0	0
Time Total	0	0	10	13	22	26	27	23	16	8	12	16	9	22	18	18	22	15	24	4	5	2	0	0

5 liter

Container

Time	1	2	3	4	5	6	7	8	9	10	11	12	13	14	15	16	17	18	19	20	21	22	23	24
Male	0	0	0	0	2	2	2	2	3	0	0	0	1	0	0	0	2	4	0	0	0	0	0	0
Female	0	0	0	0	3	4	3	1	0	0	4	4	3	4	2	0	2	0	0	0	0	0	0	0
Boy	0	0	0	0	0	0	0	0	0	6	0	1	0	0	0	0	0	2	0	0	0	0	0	0
Girl	0	0	0	0	1	0	2	1	2	0	2	0	0	1	1	0	0	0	0	0	0	0	0	0
Time Total	0	0	0	0	6	6	7	4	5	6	6	5	4	5	3	0	4	6	0	0	0	0	0	0

Total Number of Pumping (day/pump)

Male 4

Female 0

Boy 0

Sub-total 0

4

% of Female 100

Total Number of Pumping (day/pump)

Male 60

Female 642

Boy 55

Sub-total 57

814

% of Female 78.9

Total Number of Pumping (day/pump)

Male 32

Female 201

Boy 8

Sub-total 71

312

% of Female 64.4

Total Number of Pumping (day/pump)

Male 18

Female 30

Boy 9

Sub-total 10

67

% of Female 44.8

Result of Pumping Time in 3 Villages in Saravan Province

Data Collection Date 1 / Mach /1995

Village S-64 B. Phorphai

Kind of container

Each Pumping time in Village (7)

Oil drum

Time	1	2	3	4	5	6	7	8	9	10	11	12	13	14	15	16	17	18	19	20	21	22	23	24
Male	0	0	0	0	2	0	0	0	0	0	0	0	0	0	0	0	0	2	2	4	0	0	0	0
Female	0	0	0	0	0	0	0	0	0	0	0	0	0	0	0	0	0	0	0	0	0	0	0	0
Boy	0	0	0	0	0	0	0	0	0	0	0	0	0	0	0	0	0	0	0	0	0	0	0	0
Girl	0	0	0	0	0	0	0	0	0	0	0	0	0	0	0	0	0	0	0	0	0	0	0	0
Time Total	0	0	0	0	2	0	0	0	0	0	0	0	0	0	0	0	0	2	2	4	0	0	0	0

15 liter

Bucket

Time	1	2	3	4	5	6	7	8	9	10	11	12	13	14	15	16	17	18	19	20	21	22	23	24
Male	0	0	0	0	5	6	3	1	0	0	0	0	0	4	0	5	4	6	8	6	4	2	0	0
Female	0	0	18	30	38	40	42	40	41	35	40	37	28	31	35	43	46	35	30	32	25	8	0	0
Boy	0	0	0	0	2	1	2	2	2	2	2	0	4	0	1	6	7	3	3	0	0	0	0	0
Girl	0	0	0	4	0	2	4	2	15	5	3	5	6	6	6	4	8	7	0	0	0	0	0	0
Time Total	0	0	18	34	45	49	51	46	58	42	45	42	38	41	42	58	65	51	41	38	29	10	0	0

10 liter

Bucket

Time	1	2	3	4	5	6	7	8	9	10	11	12	13	14	15	16	17	18	19	20	21	22	23	24
Male	0	0	0	0	0	2	2	5	3	5	5	0	0	2	1	2	4	3	6	3	6	3	0	0
Female	0	0	12	14	11	8	5	2	20	5	8	15	12	15	19	20	18	16	10	6	0	0	0	0
Boy	0	0	0	0	0	0	1	2	0	0	7	3	0	0	3	3	0	0	0	0	0	0	0	0
Girl	0	0	0	0	0	4	6	3	23	2	2	3	5	7	10	4	6	4	0	0	0	0	0	0
Time Total	0	0	12	14	11	14	14	12	46	12	22	21	17	24	33	29	28	23	16	9	6	3	0	0

5 liter

Container

Time	1	2	3	4	5	6	7	8	9	10	11	12	13	14	15	16	17	18	19	20	21	22	23	24
Male	0	0	0	0	0	2	0	5	1	0	0	0	0	0	3	2	2	3	2	0	0	0	0	0
Female	0	0	4	6	5	1	0	3	0	2	3	2	7	4	2	0	3	0	0	0	0	0	0	0
Boy	0	0	0	0	0	0	1	2	7	3	0	0	0	0	3	3	0	0	0	0	0	0	0	0
Girl	0	0	0	0	2	0	2	3	15	0	5	2	3	6	3	5	1	0	0	0	0	0	0	0
Time Total	0	0	4	6	7	3	3	13	23	5	8	4	10	10	11	10	6	3	2	0	0	0	0	0

Total Number of Pumping (day/pump)

Male	10
Female	0
Boy	0
Girl	0
Sub-total	0
	10

Total Number of Pumping (day/pump)

Male	54
Female	674
Boy	37
Girl	78
Sub-total	843

Total Number of Pumping (day/pump)

Male	52
Female	216
Boy	19
Girl	79
Sub-total	366

Total Number of Pumping (day/pump)

Male	20
Female	42
Boy	19
Girl	47
Sub-total	128

Sheet1

Result of Pumping Time 3 Villages in Saravan Province

Data Collection Date 23 / Feb / 1995

Village S-100 B. Houn-Tai

Kind of container

Oil drum

Each Pumping time in Village(1)

Time	1	2	3	4	5	6	7	8	9	10	11	12	13	14	15	16	17	18	19	20	21	22	23	24
Male	0	0	0	0	0	0	0	0	0	0	0	0	0	0	0	0	0	0	0	0	0	0	0	0
Female	0	0	0	0	0	0	0	0	0	0	0	0	0	0	0	0	0	0	0	0	0	0	0	0
Boy	0	0	0	0	0	0	0	0	0	0	0	0	0	0	0	0	0	0	0	0	0	0	0	0
Girl	0	0	0	0	0	0	0	0	0	0	0	0	0	0	0	0	0	0	0	0	0	0	0	0
Time Total	0	0	0	0	0	0	0	0	0	0	0	0	0	0	0	0	0	0	0	0	0	0	0	0

Male	0	0	0	0	0	0	0	0	0	0	0	0	0	0	0	0	0	0	0	0	0	0	0	0
Female	0	0	0	0	0	0	0	0	0	0	0	0	0	0	0	0	0	0	0	0	0	0	0	0
Boy	0	0	0	0	0	0	0	0	0	0	0	0	0	0	0	0	0	0	0	0	0	0	0	0
Girl	0	0	0	0	0	0	0	0	0	0	0	0	0	0	0	0	0	0	0	0	0	0	0	0
Time Total	0	0	0	0	0	0	0	0	0	0	0	0	0	0	0	0	0	0	0	0	0	0	0	0

Male	0	0	0	0	0	0	0	0	0	0	0	0	0	0	0	0	0	0	0	0	0	0	0	0
Female	0	0	0	0	0	0	0	0	0	0	0	0	0	0	0	0	0	0	0	0	0	0	0	0
Boy	0	0	0	0	0	0	0	0	0	0	0	0	0	0	0	0	0	0	0	0	0	0	0	0
Girl	0	0	0	0	0	0	0	0	0	0	0	0	0	0	0	0	0	0	0	0	0	0	0	0
Time Total	0	0	0	0	0	0	0	0	0	0	0	0	0	0	0	0	0	0	0	0	0	0	0	0

Male	0	0	0	0	0	0	0	0	0	0	0	0	0	0	0	0	0	0	0	0	0	0	0	0
Female	0	0	0	0	0	0	0	0	0	0	0	0	0	0	0	0	0	0	0	0	0	0	0	0
Boy	0	0	0	0	0	0	0	0	0	0	0	0	0	0	0	0	0	0	0	0	0	0	0	0
Girl	0	0	0	0	0	0	0	0	0	0	0	0	0	0	0	0	0	0	0	0	0	0	0	0
Time Total	0	0	0	0	0	0	0	0	0	0	0	0	0	0	0	0	0	0	0	0	0	0	0	0

Total Number of Pumping (/day/pump)

Male	0
Female	0
Boy	0
Girl	0
Sub-total	0

Total Number of Pumping (/day/pump)

Male	207
Female	147
Boy	44
Girl	64
Sub-total	462

Total Number of Pumping (/day/pump)

Male	219
Female	104
Boy	55
Girl	3
Sub-total	381

Total Number of Pumping (/day/pump)

Male	0
Female	20
Boy	12
Girl	8
Sub-total	40

Sheet1

Village S-100 B. Houn-Tai Result of Pumping Time 3 Villages in Saravan Province
Data Collection Date 24 / Feb / 1995

Each Pumping time in Village(2)

Time	1	2	3	4	5	6	7	8	9	10	11	12	13	14	15	16	17	18	19	20	21	22	23	24
Male	0	0	0	0	0	0	0	0	0	0	0	0	0	0	0	0	0	0	0	0	0	0	0	0
Female	0	0	0	0	0	0	0	0	0	0	0	0	0	0	0	0	0	0	0	0	0	0	0	0
Boy	0	0	0	0	0	0	0	0	0	0	0	0	0	0	0	0	0	0	0	0	0	0	0	0
Girl	0	0	0	0	0	0	0	0	0	0	0	0	0	0	0	0	0	0	0	0	0	0	0	0
Time Total	0	0	0	0	0	0	0	0	0	0	0	0	0	0	0	0	0	0	0	0	0	0	0	0

15 liter

Time	1	2	3	4	5	6	7	8	9	10	11	12	13	14	15	16	17	18	19	20	21	22	23	24
Male	0	0	0	0	9	14	13	10	9	10	1	13	16	11	4	20	19	17	9	11	0	0	0	0
Female	0	0	0	0	10	9	4	6	10	15	3	30	15	9	3	13	12	13	5	12	3	0	0	0
Boy	0	0	0	0	5	0	5	0	0	9	2	0	14	6	2	9	21	0	4	9	0	0	0	0
Girl	0	0	0	5	6	2	3	3	0	3	9	5	1	2	10	5	5	6	3	4	0	0	0	0
Time Total	0	0	0	5	30	25	25	19	19	37	15	48	46	28	19	47	57	36	21	36	3	0	0	0

10 liter

Time	1	2	3	4	5	6	7	8	9	10	11	12	13	14	15	16	17	18	19	20	21	22	23	24
Male	0	0	0	10	19	26	13	9	20	9	10	5	13	13	9	11	20	9	10	0	7	0	0	0
Female	0	0	0	5	9	2	0	9	0	7	5	5	12	3	13	12	12	10	10	9	9	0	0	0
Boy	0	0	0	2	10	10	3	0	0	0	6	3	0	5	12	5	5	5	0	0	3	0	0	0
Girl	0	0	0	3	0	6	10	8	0	2	3	1	1	6	7	3	3	9	8	3	0	0	0	0
Time Total	0	0	0	20	38	44	26	26	20	18	24	14	26	27	41	31	40	33	28	12	19	0	0	0

5 liter

Time	1	2	3	4	5	6	7	8	9	10	11	12	13	14	15	16	17	18	19	20	21	22	23	24
Male	0	0	0	12	10	30	8	3	10	9	5	9	19	3	9	13	13	10	1	0	1	0	0	0
Female	0	0	0	10	10	10	4	0	9	0	5	4	9	8	9	9	9	9	10	5	4	0	0	0
Boy	0	0	0	0	0	0	4	0	1	2	2	0	0	5	13	3	5	0	3	0	0	0	0	0
Girl	0	0	0	2	10	20	0	3	0	0	1	3	3	8	9	1	6	11	0	3	1	0	0	0
Time Total	0	0	0	24	30	60	16	6	20	11	13	16	31	24	40	26	33	30	14	8	6	0	0	0

Container

Total Number of Pumping (/day/pump)	Male	Female	Boy	Girl	% of Female
	165	124	38	81	30.4
Sub-total					

408

Sheet1

Result of Pumping Time 3 Villages in Saravan Province

S-100 B. Houn-Tai Data Collection Date 25 / Feb / 1995

Kind of

Each Pumping time in Village(3)

Time	1	2	3	4	5	6	7	8	9	10	11	12	13	14	15	16	17	18	19	20	21	22	23	24
Male	0	0	0	0	0	0	0	0	0	0	0	0	0	0	0	0	0	0	0	0	0	0	0	0
Female	0	0	0	0	0	2	0	0	0	1	1	0	0	2	0	0	1	0	0	0	0	0	0	0
Boy	0	0	0	0	0	0	0	0	0	0	0	0	0	0	0	0	0	0	0	0	0	0	0	0
Girl	0	0	0	0	0	0	0	0	0	0	0	0	0	0	0	0	0	0	0	0	0	0	0	0
Time Total	0	0	0	0	0	2	0	0	0	1	1	0	0	2	0	0	1	0	0	0	0	0	0	0

15 liter

Time	1	2	3	4	5	6	7	8	9	10	11	12	13	14	15	16	17	18	19	20	21	22	23	24
Male	0	0	0	0	0	0	0	0	0	0	0	0	0	0	0	0	0	0	0	0	0	0	0	0
Female	0	0	0	0	0	0	0	0	2	1	2	0	0	0	0	4	2	1	1	0	0	0	0	0
Boy	0	0	0	0	0	2	0	1	2	1	2	0	0	0	0	2	1	2	0	0	0	0	0	0
Girl	0	0	0	0	0	0	0	0	0	0	0	2	0	3	1	0	2	0	1	0	0	0	0	0
Time Total	0	0	0	0	0	2	0	1	4	2	4	2	0	3	1	6	5	3	2	0	0	0	0	0

10 liter

Time	1	2	3	4	5	6	7	8	9	10	11	12	13	14	15	16	17	18	19	20	21	22	23	24
Male	0	0	0	0	0	0	0	0	0	0	0	0	0	0	0	0	0	0	0	0	0	0	0	0
Female	0	0	0	0	0	8	4	3	5	5	0	2	0	0	2	5	4	2	3	0	0	0	0	0
Boy	0	0	0	0	0	2	0	0	0	0	2	0	0	0	0	2	1	3	0	0	0	0	0	0
Girl	0	0	0	0	0	1	2	0	0	0	0	3	0	4	0	2	3	7	0	0	0	0	0	0
Time Total	0	0	0	0	0	11	6	3	5	5	2	5	0	4	2	9	8	12	3	0	0	0	0	0

5 liter

Time	1	2	3	4	5	6	7	8	9	10	11	12	13	14	15	16	17	18	19	20	21	22	23	24
Male	0	0	0	0	0	0	0	0	0	0	0	0	0	0	0	0	0	0	0	0	0	0	0	0
Female	0	0	0	0	0	6	2	3	0	4	3	0	0	0	4	3	1	2	0	0	0	0	0	0
Boy	0	0	0	0	0	1	1	0	0	4	0	0	0	3	0	4	2	5	0	0	0	0	0	0
Girl	0	0	0	0	0	2	0	4	0	0	3	0	0	2	3	5	3	7	0	0	0	0	0	0
Time Total	0	0	0	0	0	9	3	7	0	8	6	0	0	5	7	12	6	14	0	0	0	0	0	0

Sheet1

Village S-100 B. Houn-Tai Result of Pumping Time 3 Villages in Saravan Province
Data Collection Date 26 / Feb / 1995

Kind of container		Each Pumping time in Village(4)																								Total Number of Pumping (/day/pump)				
																										Male	Female	Boy	Girl	% of Female
Oil drum		1	2	3	4	5	6	7	8	9	10	11	12	13	14	15	16	17	18	19	20	21	22	23	24	0	4	0	0	100.0
Time		0	0	0	0	0	0	0	0	0	0	0	0	0	0	0	0	0	0	0	0	0	0	0	0	0	4	0	0	
Male		0	0	0	0	0	0	0	0	0	0	0	0	0	0	0	0	0	0	0	0	0	0	0	0	0	4	0	0	
Female		0	0	0	0	0	1	0	0	0	1	0	0	0	0	0	2	0	0	0	0	0	0	0	0	0	0	0	0	
Boy		0	0	0	0	0	0	0	0	0	0	0	0	0	0	0	0	0	0	0	0	0	0	0	0	0	0	0	0	
Girl		0	0	0	0	0	0	0	0	0	0	0	0	0	0	0	0	0	0	0	0	0	0	0	0	0	0	0	0	
Time Total		0	0	0	0	0	1	0	0	0	1	0	0	0	0	2	0	0	0	0	0	0	0	0	0	0	4	0	0	
15 liter																														
Bucket																														
Time		1	2	3	4	5	6	7	8	9	10	11	12	13	14	15	16	17	18	19	20	21	22	23	24	0	19	14	15	39.6
Male		0	0	0	0	0	0	0	0	0	0	0	0	0	0	0	0	0	0	0	0	0	0	0	0	0	19	14	15	
Female		0	0	0	0	0	3	3	1	0	0	0	0	2	0	3	2	3	2	0	0	0	0	0	0	0	0	0	0	
Boy		0	0	0	0	0	0	1	0	0	0	2	1	0	2	0	3	2	1	0	0	0	0	0	0	0	0	0	0	
Girl		0	0	0	0	0	1	0	0	0	2	0	0	0	3	0	2	5	0	2	0	0	0	0	0	0	0	0	0	
Time Total		0	0	0	0	0	4	4	1	0	2	2	1	2	5	4	11	4	3	0	0	0	0	0	0	0	48	15	0	
10 liter																														
Bucket																														
Time		1	2	3	4	5	6	7	8	9	10	11	12	13	14	15	16	17	18	19	20	21	22	23	24	0	25	3	13	61.0
Male		0	0	0	0	0	0	0	0	0	0	0	0	0	0	0	0	0	0	0	0	0	0	0	0	0	25	3	13	
Female		0	0	0	0	0	3	5	1	1	1	0	0	0	2	2	3	4	3	0	0	0	0	0	0	0	0	0	0	
Boy		0	0	0	0	0	0	1	0	0	0	0	2	0	0	0	0	0	0	0	0	0	0	0	0	0	0	0	0	
Girl		0	0	0	0	0	2	0	0	0	1	0	0	0	1	0	4	3	2	0	0	0	0	0	0	0	0	0	0	
Time Total		0	0	0	0	0	5	6	1	1	2	0	2	0	3	2	7	7	5	0	0	0	0	0	0	0	41	3	13	
5 liter																														
Container																														
Time		1	2	3	4	5	6	7	8	9	10	11	12	13	14	15	16	17	18	19	20	21	22	23	24	0	20	13	18	39.2
Male		0	0	0	0	0	0	0	0	0	0	0	0	0	0	0	0	0	0	0	0	0	0	0	0	0	20	13	18	
Female		0	0	0	0	0	4	2	1	0	1	4	0	5	0	0	3	0	0	0	0	0	0	0	0	0	0	0	0	
Boy		0	0	0	0	0	0	0	2	0	0	0	0	0	2	3	0	2	4	0	0	0	0	0	0	0	0	0	0	
Girl		0	0	0	0	0	0	1	1	0	0	2	0	3	1	0	4	2	3	1	0	0	0	0	0	0	0	0	0	
Time Total		0	0	0	0	0	4	3	4	0	1	6	0	8	3	3	7	4	7	1	0	0	0	0	0	0	51	13	18	

Sheet1

Village S-100 B. Houn-Tai Result of Pumping Time 3 Villages in Saravan Province
Data Collection Date 27 / Feb / 1995

Each Pumping time in Village(5)

Kind of container	Time	1	2	3	4	5	6	7	8	9	10	11	12	13	14	15	16	17	18	19	20	21	22	23	24
Oil drum	Time	0	0	0	0	0	0	0	0	0	0	0	0	0	0	0	0	0	0	0	0	0	0	0	0
Male	Male	0	0	0	0	0	0	0	0	0	0	0	0	0	0	0	0	0	0	0	0	0	0	0	0
Female	Female	0	0	0	0	0	1	0	0	0	0	0	0	0	2	0	2	0	1	0	0	0	0	0	0
Boy	Boy	0	0	0	0	0	0	0	0	0	0	0	0	0	0	0	0	0	0	0	0	0	0	0	0
Girl	Girl	0	0	0	0	0	0	0	0	0	0	0	0	0	0	0	0	0	0	0	0	0	0	0	0
Time Total	Time Total	0	0	0	0	0	1	0	0	0	0	0	0	0	2	0	2	0	1	0	0	0	0	0	0

Kind of container	Time	1	2	3	4	5	6	7	8	9	10	11	12	13	14	15	16	17	18	19	20	21	22	23	24
15 liter	Time	0	0	0	0	0	0	0	0	0	0	0	0	0	0	0	0	0	0	0	0	0	0	0	0
Bucket	Male	0	0	0	0	0	0	0	0	0	0	0	0	0	0	0	0	0	0	0	0	0	0	0	0
Female	Female	0	0	0	0	0	2	4	0	0	1	0	0	0	3	0	3	4	1	0	0	0	0	0	0
Boy	Boy	0	0	0	0	0	2	0	1	0	0	0	0	2	0	3	1	2	0	0	0	0	0	0	0
Girl	Girl	0	0	0	0	0	1	0	0	1	0	0	0	3	0	2	2	1	1	0	0	0	0	0	0
Time Total	Time Total	0	0	0	0	0	5	4	1	1	1	0	0	5	3	5	6	7	2	0	0	0	0	0	0

Kind of container	Time	1	2	3	4	5	6	7	8	9	10	11	12	13	14	15	16	17	18	19	20	21	22	23	24
10 liter	Time	0	0	0	0	0	0	0	0	0	0	0	0	0	0	0	0	0	0	0	0	0	0	0	0
Bucket	Male	0	0	0	0	0	0	0	0	0	0	0	0	0	0	0	0	0	0	0	0	0	0	0	0
Female	Female	0	0	0	0	0	2	3	0	0	3	0	1	1	2	0	4	3	5	0	0	0	0	0	0
Boy	Boy	0	0	0	0	0	3	1	0	0	0	0	0	2	0	4	2	3	1	0	0	0	0	0	0
Girl	Girl	0	0	0	0	0	2	3	0	1	0	0	0	4	0	2	0	0	2	1	0	0	0	0	0
Time Total	Time Total	0	0	0	0	0	7	7	0	1	3	0	1	7	2	6	6	6	8	1	0	0	0	0	0

Kind of container	Time	1	2	3	4	5	6	7	8	9	10	11	12	13	14	15	16	17	18	19	20	21	22	23	24
5 liter	Time	0	0	0	0	0	0	0	0	0	0	0	0	0	0	0	0	0	0	0	0	0	0	0	0
Container	Male	0	0	0	0	0	0	0	0	0	0	0	0	0	0	0	0	0	0	0	0	0	0	0	0
Female	Female	0	0	0	0	0	2	2	0	3	0	0	1	0	2	3	1	2	1	0	0	0	0	0	0
Boy	Boy	0	0	0	0	0	0	0	4	0	2	0	0	2	0	2	3	4	1	0	0	0	0	0	0
Girl	Girl	0	0	0	0	0	3	2	0	0	3	0	0	1	0	2	1	3	2	0	0	0	0	0	0
Time Total	Time Total	0	0	0	0	0	5	4	4	3	5	0	1	3	2	7	5	9	4	0	0	0	0	0	0

Total Number of Pumping (/day/pump)	Male	Female	Boy	Girl	% of Female
	0	6	0	0	100.0
Sub-total	0	6	0	0	

Total Number of Pumping (/day/pump)	Male	Female	Boy	Girl	% of Female
	0	18	11	11	45.0
Sub-total	0	18	11	11	

Total Number of Pumping (/day/pump)	Male	Female	Boy	Girl	% of Female
	0	24	16	15	43.6
Sub-total	0	24	16	15	

Total Number of Pumping (/day/pump)	Male	Female	Boy	Girl	% of Female
	0	17	18	17	32.7
Sub-total	0	17	18	17	

Sheet1

Village S-100 B. Houn-Tai Result of Pumping Time 3 Villages in Saravan Province
Data Collection Date 28 / Feb /1995

Each Pumping time in Village(6)

Oil drum		Time	1	2	3	4	5	6	7	8	9	10	11	12	13	14	15	16	17	18	19	20	21	22	23	24	Total Number of Pumping (/day/pump)					
	Male		0	0	0	0	0	0	0	0	0	0	0	0	0	0	0	0	0	0	0	0	0	0	0	0	Male	Female	Boy	Girl	% of Female	
	Female		0	0	0	0	0	1	0	0	0	0	0	0	0	2	0	2	0	1	0	0	0	0	0	0	0	6	0	0	100.0	
	Boy		0	0	0	0	0	0	0	0	0	0	0	0	0	0	0	0	0	0	0	0	0	0	0	0	0	0	0	0	0	
	Girl		0	0	0	0	0	0	0	0	0	0	0	0	0	0	0	0	0	0	0	0	0	0	0	0	0	0	0	0	0	
	Time Total		0	0	0	0	0	1	0	0	0	0	0	0	0	2	0	2	0	1	0	0	0	0	0	0	0	6	Sub-total	0	0	0

15 liter

Bucket		Time	1	2	3	4	5	6	7	8	9	10	11	12	13	14	15	16	17	18	19	20	21	22	23	24	Total Number of Pumping (/day/pump)				
																											Male	Female	Boy	Girl	% of Female
	Male		0	0	0	0	0	0	0	0	0	0	0	0	0	0	0	0	0	0	0	0	0	0	0	0	0	0	0	0	0
	Female		0	0	0	0	0	2	4	0	0	1	0	0	0	3	0	3	4	1	0	0	0	0	0	0	18	0	0	45.0	
	Boy		0	0	0	0	2	0	1	0	0	0	0	0	2	0	3	1	2	0	0	0	0	0	0	0	11	0	0	0	0
	Girl		0	0	0	0	1	0	0	0	1	0	0	0	3	0	2	2	1	1	0	0	0	0	0	0	Sub-total	0	11	0	0
	Time Total		0	0	0	0	0	5	4	1	1	1	0	0	5	3	5	6	7	2	0	0	0	0	0	0	40	0	0	0	0

10 liter

Kind of container	Bucket	Time	1	2	3	4	5	6	7	8	9	10	11	12	13	14	15	16	17	18	19	20	21	22	23	24	Total Number of Pumping (/day/pump)	Male	Female	Boy	Girl	% of Female
		Male	0	0	0	0	0	0	0	0	0	0	0	0	0	0	0	0	0	0	0	0	0	0	0	0	0	0	0	24	0	41.4
		Female	0	0	0	0	2	3	0	0	3	0	1	1	2	0	4	3	5	0	0	0	0	0	0	0	0	0	0	16	0	0
		Boy	0	0	0	0	3	1	0	0	0	0	0	0	2	0	4	2	3	1	0	0	0	0	0	0	0	0	0	0	0	0
		Girl	0	0	0	0	2	3	0	1	0	0	0	0	4	0	2	0	3	2	1	0	0	0	0	0	0	0	0	18	0	0
		Time Total	0	0	0	0	7	7	0	1	3	0	1	7	2	6	6	9	8	1	0	0	0	0	0	0	0	58	0	0	0	0

5 liter

Kind of container	Container	Time	1	2	3	4	5	6	7	8	9	10	11	12	13	14	15	16	17	18	19	20	21	22	23	24	Total Number of Pumping (/day/pump)	Male	Female	Boy	Girl	% of Female
		Male	0	0	0	0	0	0	0	0	0	0	0	0	0	0	0	0	0	0	0	0	0	0	0	0	0	0	0	16	0	31.4
		Female	0	0	0	0	2	2	0	2	0	0	1	0	2	3	1	2	1	0	0	0	0	0	0	0	0	0	0	18	0	0
		Boy	0	0	0	0	0	0	4	0	2	0	0	2	0	2	3	4	1	0	0	0	0	0	0	0	0	0	0	0	0	0
		Girl	0	0	0	0	3	2	0	0	3	0	0	1	0	2	1	3	2	0	0	0	0	0	0	0	0	0	0	17	0	0
		Time Total	0	0	0	0	5	4	4	2	5	0	1	3	2	7	5	9	4	0	0	0	0	0	0	0	0	51	0	0	0	0

Village	S-100	B. Houn-Tai	Result of Pumping Time 3 Villages in Saravan Province	Data Collection Date i / Mach /1995

Each Pumping time in Village(7)																															
Kind of container	Oil drum	Total Number of Pumping (/day/pump)																								Total Number of Pumping (/day/pump)					
		Time	1	2	3	4	5	6	7	8	9	10	11	12	13	14	15	16	17	18	19	20	21	22	23	24	Male	Female	Boy	Girl	% of Female
		Time	1	2	3	4	5	6	7	8	9	10	11	12	13	14	15	16	17	18	19	20	21	22	23	24	0	6	0	0	100.0
		Male	0	0	0	0	0	0	0	0	0	0	0	0	0	0	0	0	0	0	0	0	0	0	0	0	0	6	0	0	100.0
		Female	0	0	0	0	0	2	0	0	1	0	0	0	0	0	0	1	2	0	0	0	0	0	0	0	0	0	0	0	0
		Boy	0	0	0	0	0	0	0	0	0	0	0	0	0	0	0	0	0	0	0	0	0	0	0	0	0	0	0	0	0
		Girl	0	0	0	0	0	0	0	0	0	0	0	0	0	0	0	0	0	0	0	0	0	0	0	0	0	0	0	0	0
		Time Total	0	0	0	0	0	2	0	0	1	0	0	0	0	0	0	1	2	0	0	0	0	0	0	0	6	6	0	0	0
15 liter																															
		Time	1	2	3	4	5	6	7	8	9	10	11	12	13	14	15	16	17	18	19	20	21	22	23	24	0	19	16	15	38.0
		Male	0	0	0	0	0	0	0	0	0	0	0	0	0	0	0	0	0	0	0	0	0	0	0	0	0	19	16	15	38.0
		Female	0	0	0	0	0	3	2	1	1	2	0	0	0	2	3	2	1	2	0	0	0	0	0	0	0	0	0	0	0
		Boy	0	0	0	0	0	2	1	0	1	2	0	0	0	2	3	2	1	2	0	0	0	0	0	0	0	0	0	0	0
		Girl	0	0	0	0	0	1	1	3	0	0	1	0	0	0	3	2	3	1	0	0	0	0	0	0	0	0	0	0	0
		Time Total	0	0	0	0	0	6	4	4	2	4	1	0	0	4	9	6	5	5	0	0	0	0	0	0	50	50	15	15	38.0
10 liter																															
		Time	1	2	3	4	5	6	7	8	9	10	11	12	13	14	15	16	17	18	19	20	21	22	23	24	0	25	23	16	39.1
		Male	0	0	0	0	0	0	0	0	0	0	0	0	0	0	0	0	0	0	0	0	0	0	0	0	0	25	23	16	39.1
		Female	0	0	0	0	0	5	3	2	0	0	0	2	1	2	3	2	2	3	0	0	0	0	0	0	0	0	0	0	0
		Boy	0	0	0	0	0	5	3	2	3	1	2	0	0	3	2	2	0	0	0	0	0	0	0	0	0	0	0	0	0
		Girl	0	0	0	0	0	2	3	1	0	3	0	0	0	1	0	0	3	2	1	0	0	0	0	0	0	0	0	0	0
		Time Total	0	0	0	0	0	12	9	5	3	4	2	2	1	6	5	4	5	5	1	0	0	0	0	0	64	64	16	16	39.1
5 liter																															
		Time	1	2	3	4	5	6	7	8	9	10	11	12	13	14	15	16	17	18	19	20	21	22	23	24	0	31	21	22	41.9
		Male	0	0	0	0	0	0	0	0	0	0	0	0	0	0	0	0	0	0	0	0	0	0	0	0	0	31	21	22	41.9
		Female	0	0	0	0	0	6	2	4	2	2	0	0	0	0	2	3	4	2	2	0	0	0	0	0	0	0	0	0	0
		Boy	0	0	0	0	0	4	2	3	0	2	0	0	1	2	3	1	2	1	0	0	0	0	0	0	0	0	0	0	0
		Girl	0	0	0	0	0	2	3	1	0	0	2	0	0	3	1	4	3	2	1	0	0	0	0	0	0	0	0	0	0
		Time Total	0	0	0	0	0	12	7	8	2	4	4	0	1	5	6	8	9	5	3	0	0	0	0	0	74	74	22	22	41.9