

A 7-4-34
 Lista de OD de Transporte de Carga por Medios de Comunicación Total [Otros] 2010

0 9	Chumbis	La Paz	Cochabamba	Oruro	Potosí	Tarjía	Santa Cr. San José	Robore	Quillaro	Río Grande	Boyabita	Yacopani	Mamorevil	Mitum	PT. Bush	Boni	Pando	Brazil	Chile	Argm. Par	Peru	TOTAL	
0	0	37428	17915	12815	57507	3208	44298	125	77	125	297	585	13	0	0	0	981	125	32083	37883	7480	6588	225153
0	0	0	2725	2422	390	231	1684	9	6	11	6	15	1	0	0	0	217	48	1327	4474	769	1322	17398
0	489	15184	0	14886	1748	832	7605	28	15	23	30	50	4	0	0	0	527	48	2327	7420	1278	1961	54724
0	788	4098	33518	0	4223	1808	5438	35	24	41	43	90	4	0	0	0	626	98	5883	3209	4774	123987	123987
0	21321	30887	24201	25915	0	27581	47097	182	110	184	231	904	17	0	0	0	1249	185	18054	68980	12882	10818	234928
0	1408	9136	5031	4857	9787	0	18294	119	78	135	188	1901	6	0	0	0	459	75	10543	45884	9616	1988	125747
0	8040	75428	82411	32239	26453	28582	0	3453	1327	1441	7342	3288	388	0	0	0	10055	788	68930	179481	40986	31981	882937
0	68	520	522	356	260	395	8095	0	317	105	31	51	2	0	0	0	121	14	2354	3581	930	515	13318
0	5	67	38	26	18	32	316	40	0	23	2	4	4	0	0	0	8	1	278	306	88	42	1267
0	68	1067	522	397	273	483	2373	114	191	6	20	48	3	0	0	0	181	15	8837	5116	1722	639	28882
0	23	105	85	54	61	72	2337	4	2	2	0	14	0	0	0	0	18	1	130	295	69	48	3315
0	25	134	85	67	103	315	878	4	3	4	9	0	0	0	0	0	9	2	227	634	147	74	2578
0	28	220	313	125	81	56	2285	4	2	3	2	4	6	0	0	0	79	3	238	481	101	98	4271
0	0	0	0	0	0	0	0	0	0	0	0	0	0	0	0	0	0	0	0	0	0	0	0
0	0	0	0	0	0	0	0	0	0	0	0	0	0	0	0	0	0	0	0	0	0	0	0
0	0	0	0	0	0	0	0	0	0	0	0	0	0	0	0	0	0	0	0	0	0	0	0
0	280	14188	8447	2043	1054	939	14432	73	38	60	44	83	18	0	0	0	186	7043	32813	3217	2717	4209	87948
0	13	977	134	167	53	52	329	4	2	3	2	4	8	0	0	0	63	0	525	3142	214	1188	4848
0	3725	186458	35381	28176	17423	32395	37282	2763	2449	9401	763	2227	73	0	0	0	9752	3287	0	0	0	0	427841
0	2883	90859	25645	25515	16115	38582	87921	840	895	1815	428	1571	24	0	0	0	4499	1856	0	0	0	0	238438
0	618	18412	4812	4920	3294	3875	21599	253	218	887	106	397	4	0	0	0	1028	375	0	0	0	0	63178
0	268	27711	4945	4837	1878	2680	10961	90	64	145	48	128	5	0	0	0	1838	1284	0	0	0	0	56288
0	41464	45189	22543	184197	148928	144452	453182	8153	5818	14188	9871	10830	577	0	0	0	38744	8417	157530	348041	82947	88757	2488327

Lista de OD de Transporte de Carga por Medios de Comunicación Total [Total]

0 9	Chumbis	La Paz	Cochabamba	Oruro	Potosí	Tarjía	Santa Cr. San José	Robore	Quillaro	Río Grande	Boyabita	Yacopani	Mamorevil	Mitum	PT. Bush	Boni	Pando	Brazil	Chile	Argm. Par	Peru	TOTAL	
0	0	42180	18048	54287	123921	8614	350409	7582	6058	2208	297	2407	13	0	0	13747	4432	13404	46284	7482	5244	5144	721327
0	88	0	2725	3886	440	281	1684	9	6	11	6	15	1	0	0	0	217	48	2545	7982	851	4837	24889
0	489	22372	0	31959	2422	832	24438	540	285	180	30	105	4	0	0	0	418	765	15475	89887	3953	2821	262284
0	793	41117	33578	0	4223	1908	9444	39	24	41	43	90	4	0	0	0	626	98	37510	24810	11812	4774	418948
0	21588	31883	24583	25923	0	27548	47232	182	110	187	231	904	17	0	0	0	1249	185	182225	93138	63644	10818	1288981
0	8873	7982	15809	31045	27043	0	23248	824	410	352	188	1802	6	0	0	0	2882	745	11382	53438	12034	8588	223184
0	20548	153828	175834	48802	82588	73287	0	3453	1327	1441	7342	3288	388	0	0	0	18753	1878	188581	487235	84358	984828	1832448
0	648	3218	1085	954	1484	467	8095	0	317	105	31	51	2	0	0	0	298	40	18218	8873	8692	4987	52834
0	23	130	43	48	65	33	388	40	0	23	2	4	4	0	0	0	8	1	1473	687	388	385	3838
0	982	18812	3797	1510	1583	478	2273	114	191	6	20	48	2	0	0	0	1282	300	12478	7835	1329	3583	50181
0	472	1857	585	272	588	73	2337	4	2	2	0	14	0	0	0	0	98	14	1011	518	338	713	8487
0	88	177	90	140	244	358	878	4	2	4	9	0	0	0	0	0	90	2	2141	2358	317	1484	8287
0	528	1621	394	578	778	58	2285	4	2	3	3	4	0	0	0	0	80	3	771	583	1718	118	9813
0	0	0	0	0	0	0	0	0	0	0	0	0	0	0	0	0	0	0	0	0	0	0	0
0	0	0	0	0	0	0	0	0	0	0	0	0	0	0	0	0	0	0	0	0	0	0	0
0	0	0	0	0	0	0	0	0	0	0	0	0	0	0	0	0	0	0	0	0	0	0	0
0	4725	48828	7234	11387	8844	338	14432	73	38	60	44	83	18	0	0	0	198	28225	21287	31288	17888	198881	
0	344	3188	219	478	268	52	328	4	2	3	2	4	4	0	0	0	83	0	1505	1423	2987	1438	12254
0	18882	31288	15482	41883	48872	37741	48175	8848	7628	21882	1288	21828	281	0	0	0	18544	7635	0	0	0	0	1288462
0	1444	23433	91883	87888	75798	43288	152815	1171	522	2228	10515	1314	288	0	0	0	3546	2887	0	0	0	0	781488
0	1488	42547	14342	8541	8587	8838	48818	2582	2081	3523	142	1588	58	0	0	0	4532	2788	0	0	0	0	187488
0	854	31272	18222	14427	8822	2824	18271	98	84	145	1485	128	5	0	0	0	2347	2157	0	0	0	0	128883
0	181217	1892983	888883	328845	372181	284888	1228848	25288	17472	42558	21838	34883	1884	0	0	0	1108888	84588	458242	1324853	288888	878847	8418348

A 7-4-35

Lista de OD de Transporte de Carga por Medios de Comunicación Total [Trigo] 2020

	Chile	La Paz	Cochabamba	Oruro	Potosí	Tarja	Santa Cr.	San Jose	Robore	Quiljaro	Rio Grande	Boyvibe	Yacacani	Mamorecili	Mitun	PT. Bush	Boni	Parado	Brazil	Chile	Arge.Par	Peru	TOTAL	
Chalisco	0	1385	558	331	3591	98	0	0	0	0	0	0	0	0	0	0	24	1	0	0	0	0	6186	
La Paz	0	0	0	0	0	0	0	0	0	0	0	0	0	0	0	0	0	0	0	0	0	0	0	
Cochabamba	0	0	0	0	0	0	0	0	0	0	0	0	0	0	0	0	0	0	0	0	0	0	0	
Oruro	0	0	0	0	0	0	0	0	0	0	0	0	0	0	0	0	0	0	0	0	0	0	0	
Potosí	0	0	0	0	0	0	0	0	0	0	0	0	0	0	0	0	0	0	0	0	0	0	0	
Tarja	0	0	0	0	0	0	0	0	0	0	0	0	0	0	0	0	0	0	0	0	0	0	0	
Santa Cruz	0	2407	1192	304	483	115	0	0	0	0	0	0	0	0	0	0	114	4	0	0	0	0	4825	
San Jose	0	227	74	23	50	14	0	0	0	0	0	0	0	0	0	0	11	0	0	0	0	0	399	
Robore	0	17	5	1	4	1	0	0	0	0	0	0	0	0	0	0	7	0	0	0	0	0	26	
Quiljaro	0	224	83	22	48	17	0	0	0	0	0	0	0	0	0	0	0	0	0	0	0	0	309	
Rio Grande	0	28	13	5	13	4	0	0	0	0	0	0	0	0	0	0	1	0	0	0	0	0	64	
Boyvibe	0	7	3	1	3	3	0	0	0	0	0	0	0	0	0	0	0	0	0	0	0	0	17	
Yacacani	0	0	0	0	0	0	0	0	0	0	0	0	0	0	0	0	0	0	0	0	0	0	0	
Mamorecili	0	0	0	0	0	0	0	0	0	0	0	0	0	0	0	0	0	0	0	0	0	0	0	
Mitun	0	0	0	0	0	0	0	0	0	0	0	0	0	0	0	0	0	0	0	0	0	0	0	
PT. Bush	0	0	0	0	0	0	0	0	0	0	0	0	0	0	0	0	0	0	0	0	0	0	0	
Boni	0	0	0	0	0	0	0	0	0	0	0	0	0	0	0	0	0	0	0	0	0	0	0	
Parado	0	0	0	0	0	0	0	0	0	0	0	0	0	0	0	0	0	0	0	0	0	0	0	
Brazil	0	18187	29256	8226	13573	4150	0	0	0	0	0	0	0	0	0	0	3278	438	0	0	0	0	0	152378
Chile	0	55081	9499	4886	8103	3114	0	0	0	0	0	0	0	0	0	0	559	152	0	0	0	0	0	81894
Arge.Par	0	15285	2748	1342	2487	973	0	0	0	0	0	0	0	0	0	0	330	46	0	0	0	0	0	23179
Peru	0	0	0	0	0	0	0	0	0	0	0	0	0	0	0	0	0	0	0	0	0	0	0	0
TOTAL	0	178333	35818	14945	28943	8493	0	0	0	0	0	0	0	0	0	0	4725	633	0	0	0	0	0	269956

Lista de OD de Transporte de Carga por Medios de Comunicación Total [Harina] 2020

	Chile	La Paz	Cochabamba	Oruro	Potosí	Tarja	Santa Cr.	San Jose	Robore	Quiljaro	Rio Grande	Boyvibe	Yacacani	Mamorecili	Mitun	PT. Bush	Boni	Parado	Brazil	Chile	Arge.Par	Peru	TOTAL	
Chalisco	0	0	0	0	0	0	0	0	0	0	0	0	0	0	0	0	0	0	0	0	0	0	0	
La Paz	0	0	0	0	0	0	0	0	0	0	0	0	0	0	0	0	0	0	0	0	0	0	0	
Cochabamba	0	0	0	0	0	0	0	0	0	0	0	0	0	0	0	0	0	0	0	0	0	0	0	
Oruro	0	0	0	0	0	0	0	0	0	0	0	0	0	0	0	0	0	0	0	0	0	0	0	
Potosí	0	0	0	0	0	0	0	0	0	0	0	0	0	0	0	0	0	0	0	0	0	0	0	
Tarja	0	0	0	0	0	0	0	0	0	0	0	0	0	0	0	0	0	0	0	0	0	0	0	
Santa Cruz	0	0	0	0	0	0	0	0	0	0	0	0	0	0	0	0	0	0	0	0	0	0	0	
San Jose	0	0	0	0	0	0	0	0	0	0	0	0	0	0	0	0	0	0	0	0	0	0	0	
Robore	0	0	0	0	0	0	0	0	0	0	0	0	0	0	0	0	0	0	0	0	0	0	0	
Quiljaro	0	0	0	0	0	0	0	0	0	0	0	0	0	0	0	0	0	0	0	0	0	0	0	
Rio Grande	0	0	0	0	0	0	0	0	0	0	0	0	0	0	0	0	0	0	0	0	0	0	0	
Boyvibe	0	0	0	0	0	0	0	0	0	0	0	0	0	0	0	0	0	0	0	0	0	0	0	
Yacacani	0	0	0	0	0	0	0	0	0	0	0	0	0	0	0	0	0	0	0	0	0	0	0	
Mamorecili	0	0	0	0	0	0	0	0	0	0	0	0	0	0	0	0	0	0	0	0	0	0	0	
Mitun	0	0	0	0	0	0	0	0	0	0	0	0	0	0	0	0	0	0	0	0	0	0	0	
PT. Bush	0	0	0	0	0	0	0	0	0	0	0	0	0	0	0	0	0	0	0	0	0	0	0	
Boni	0	0	0	0	0	0	0	0	0	0	0	0	0	0	0	0	0	0	0	0	0	0	0	
Parado	0	0	0	0	0	0	0	0	0	0	0	0	0	0	0	0	0	0	0	0	0	0	0	
Brazil	0	0	0	0	0	0	0	0	0	0	0	0	0	0	0	0	0	0	0	0	0	0	0	
Chile	3241	97178	47863	43278	59657	1722	51615	0	0	0	11523	0	0	0	0	0	0	1088	0	0	0	0	0	122814
Arge.Par	0	0	0	0	0	0	0	0	0	0	0	0	0	0	0	0	0	0	0	0	0	0	0	
Peru	543	38742	12075	11157	9283	140	4708	0	0	0	1488	0	0	0	0	0	1581	1040	0	0	0	0	0	65476
TOTAL	3784	138312	58938	55033	64840	1862	60221	0	0	0	17212	0	0	0	0	0	6630	2138	0	0	0	0	0	404880

A 7-4-36

Lista de OD de Transporte de Carga por Medios de Comunicación Total [Azúcar] 2020

OD	Chumbi	La Paz	Cochabamba	Oruro	Potosí	Tarija	Santa Cr	San José	Abasco	Quijarro	Elto Grand	Boyubie	Yacacani	Mamorecill	Mitun	PT. Bush	Beni	Pando	Brazil	Chile	Arge. Par	Peru	TOTAL
Chumbi	0	0	0	0	0	0	0	0	0	0	0	0	0	0	0	0	0	0	0	0	0	0	0
La Paz	0	0	0	0	0	0	0	0	0	0	0	0	0	0	0	0	0	0	0	0	0	0	0
Cochabamba	0	0	0	0	0	0	0	0	0	0	0	0	0	0	0	0	0	0	0	0	0	0	0
Oruro	0	0	0	0	0	0	0	0	0	0	0	0	0	0	0	0	0	0	0	0	0	0	0
Potosí	0	0	0	0	0	0	0	0	0	0	0	0	0	0	0	0	0	0	0	0	0	0	0
Tarija	8076	22973	12917	5738	18188	0	0	0	0	0	0	0	0	0	0	0	1943	472	96	4472	217	5095	98193
Santa Cruz	13458	67985	41458	5982	12747	0	0	0	0	0	0	0	0	0	0	0	10458	1632	178	3573	203	7318	163518
San José	153	1295	527	158	188	0	0	0	0	0	0	0	0	0	0	0	199	32	11	130	10	231	2824
Abasco	0	0	0	0	0	0	0	0	0	0	0	0	0	0	0	0	0	0	0	0	0	0	0
Quijarro	1857	11372	3757	1278	1463	0	0	0	0	0	0	0	0	0	0	0	1385	238	289	2157	185	2879	28181
Elto Grand	267	394	551	181	325	0	0	0	0	0	0	0	0	0	0	0	104	14	3	65	4	112	2758
Boyubie	0	0	0	0	0	0	0	0	0	0	0	0	0	0	0	0	0	0	0	0	0	0	0
Yacacani	0	0	0	0	0	0	0	0	0	0	0	0	0	0	0	0	0	0	0	0	0	0	0
Mamorecill	0	0	0	0	0	0	0	0	0	0	0	0	0	0	0	0	0	0	0	0	0	0	0
Mitun	0	0	0	0	0	0	0	0	0	0	0	0	0	0	0	0	0	0	0	0	0	0	0
PT. Bush	0	0	0	0	0	0	0	0	0	0	0	0	0	0	0	0	0	0	0	0	0	0	0
Beni	0	0	0	0	0	0	0	0	0	0	0	0	0	0	0	0	0	0	0	0	0	0	0
Pando	0	0	0	0	0	0	0	0	0	0	0	0	0	0	0	0	0	0	0	0	0	0	0
Brazil	0	0	0	0	0	0	0	0	0	0	0	0	0	0	0	0	0	0	0	0	0	0	0
Chile	0	0	0	0	0	0	0	0	0	0	0	0	0	0	0	0	0	0	0	0	0	0	0
Arge. Par	0	0	0	0	0	0	0	0	0	0	0	0	0	0	0	0	0	0	0	0	0	0	0
Peru	0	0	0	0	0	0	0	0	0	0	0	0	0	0	0	0	0	0	0	0	0	0	0
TOTAL	23111	113718	59250	17320	32313	0	0	0	0	0	0	0	0	0	0	0	14057	1339	577	10403	613	15827	288938

Lista de OD de Transporte de Carga por Medios de Comunicación Total [Soja] 2020

OD	Chumbi	La Paz	Cochabamba	Oruro	Potosí	Tarija	Santa Cr	San José	Abasco	Quijarro	Elto Grand	Boyubie	Yacacani	Mamorecill	Mitun	PT. Bush	Beni	Pando	Brazil	Chile	Arge. Par	Peru	TOTAL
Chumbi	0	0	0	0	0	0	0	0	0	0	0	0	0	0	0	0	0	0	0	0	0	0	0
La Paz	0	0	0	0	0	0	0	0	0	0	0	0	0	0	0	0	0	0	0	0	0	0	0
Cochabamba	0	0	0	0	0	0	0	0	0	0	0	0	0	0	0	0	0	0	0	0	0	0	0
Oruro	0	0	0	0	0	0	0	0	0	0	0	0	0	0	0	0	0	0	0	0	0	0	0
Potosí	0	0	0	0	0	0	0	0	0	0	0	0	0	0	0	0	0	0	0	0	0	0	0
Tarija	0	0	0	0	0	0	0	0	0	0	0	0	0	0	0	0	0	0	0	0	0	0	0
Santa Cruz	0	43084	92457	233	4441	21888	0	0	0	0	0	0	0	0	0	0	0	0	85273	878415	0	188874	1882895
San José	0	0	0	0	0	0	0	0	0	0	0	0	0	0	0	0	0	0	0	0	0	0	0
Abasco	0	0	0	0	0	0	0	0	0	0	0	0	0	0	0	0	0	0	0	0	0	0	0
Quijarro	0	0	0	0	0	0	0	0	0	0	0	0	0	0	0	0	0	0	0	0	0	0	0
Elto Grand	0	0	0	0	0	0	0	0	0	0	0	0	0	0	0	0	0	0	0	0	0	0	0
Boyubie	0	0	0	0	0	0	0	0	0	0	0	0	0	0	0	0	0	0	0	0	0	0	0
Yacacani	0	0	0	0	0	0	0	0	0	0	0	0	0	0	0	0	0	0	0	0	0	0	0
Mamorecill	0	0	0	0	0	0	0	0	0	0	0	0	0	0	0	0	0	0	0	0	0	0	0
Mitun	0	0	0	0	0	0	0	0	0	0	0	0	0	0	0	0	0	0	0	0	0	0	0
PT. Bush	0	0	0	0	0	0	0	0	0	0	0	0	0	0	0	0	0	0	0	0	0	0	0
Beni	0	0	0	0	0	0	0	0	0	0	0	0	0	0	0	0	0	0	0	0	0	0	0
Pando	0	0	0	0	0	0	0	0	0	0	0	0	0	0	0	0	0	0	0	0	0	0	0
Brazil	0	0	0	0	0	0	0	0	0	0	0	0	0	0	0	0	0	0	0	0	0	0	0
Chile	0	0	0	0	0	0	0	0	0	0	0	0	0	0	0	0	0	0	0	0	0	0	0
Arge. Par	0	0	0	0	0	0	0	0	0	0	0	0	0	0	0	0	0	0	0	0	0	0	0
Peru	0	0	0	0	0	0	0	0	0	0	0	0	0	0	0	0	0	0	0	0	0	0	0
TOTAL	0	43244	92884	235	6546	21188	0	0	0	0	0	0	0	0	0	0	0	0	85420	848910	0	192881	1887446

A 7-4-38

Lista de OD de Transporte de Carga por Medios de Comunicación Total [Automóvil] 2020

	0	9	Chapuis	La Paz	Cochabamba	Oruro	Potosí	Tarija	Santa Cr	San José	Robore	Quillero	Río Grande	Boyabibe	Yopacani	Mamorecill	Mitun	PT. Bush	Beni	Fondo	Brazil	Chile	Arg. Par	Peru	TOTAL
Chapuisaca	0	0	0	0	0	0	0	0	0	0	0	0	0	0	0	0	0	0	0	0	0	0	0	0	0
La Paz	0	0	0	0	0	0	0	0	0	0	0	0	0	0	0	0	0	0	0	0	0	0	0	0	0
Cochabamba	0	0	0	0	0	0	0	0	0	0	0	0	0	0	0	0	0	0	0	0	0	0	0	0	0
Oruro	0	0	0	0	0	0	0	0	0	0	0	0	0	0	0	0	0	0	0	0	0	0	0	0	0
Potosí	0	0	0	0	0	0	0	0	0	0	0	0	0	0	0	0	0	0	0	0	0	0	0	0	0
Tarija	0	0	0	0	0	0	0	0	0	0	0	0	0	0	0	0	0	0	0	0	0	0	0	0	0
Santa Cruz	0	0	0	0	0	0	0	0	0	0	0	0	0	0	0	0	0	0	0	0	0	0	0	0	0
San José	0	0	0	0	0	0	0	0	0	0	0	0	0	0	0	0	0	0	0	0	0	0	0	0	0
Robore	0	0	0	0	0	0	0	0	0	0	0	0	0	0	0	0	0	0	0	0	0	0	0	0	0
Quillero	0	0	0	0	0	0	0	0	0	0	0	0	0	0	0	0	0	0	0	0	0	0	0	0	0
Río Grande	0	0	0	0	0	0	0	0	0	0	0	0	0	0	0	0	0	0	0	0	0	0	0	0	0
Boyabibe	0	0	0	0	0	0	0	0	0	0	0	0	0	0	0	0	0	0	0	0	0	0	0	0	0
Yopacani	0	0	0	0	0	0	0	0	0	0	0	0	0	0	0	0	0	0	0	0	0	0	0	0	0
Mamorecill	0	0	0	0	0	0	0	0	0	0	0	0	0	0	0	0	0	0	0	0	0	0	0	0	0
Mitun	0	0	0	0	0	0	0	0	0	0	0	0	0	0	0	0	0	0	0	0	0	0	0	0	0
PT. Bush	0	0	0	0	0	0	0	0	0	0	0	0	0	0	0	0	0	0	0	0	0	0	0	0	0
Beni	0	0	0	0	0	0	0	0	0	0	0	0	0	0	0	0	0	0	0	0	0	0	0	0	0
Fondo	0	0	0	0	0	0	0	0	0	0	0	0	0	0	0	0	0	0	0	0	0	0	0	0	0
Brazil	1052	21004	23877	864	2489	572	42731	1724	1314	2276	810	292	750	0	0	0	0	0	0	0	0	0	0	0	116875
Chile	722	15970	21823	765	2354	548	18760	456	319	369	404	181	315	0	0	0	0	0	0	0	0	0	0	0	62028
Arg. Par	54	648	884	31	105	28	1010	29	21	30	21	10	15	0	0	0	0	0	0	0	0	0	0	0	2465
Peru	0	0	0	0	0	0	0	0	0	0	0	0	0	0	0	0	0	0	0	0	0	0	0	0	0
TOTAL	1868	38220	56584	1780	5348	1148	62501	2209	1854	2675	1235	483	1081	0	0	0	0	0	0	0	0	0	0	0	178766

Lista de OD de Transporte de Carga por Medios de Comunicación Total [Máquina] 2020

	0	9	Chapuis	La Paz	Cochabamba	Oruro	Potosí	Tarija	Santa Cr	San José	Robore	Quillero	Río Grande	Boyabibe	Yopacani	Mamorecill	Mitun	PT. Bush	Beni	Fondo	Brazil	Chile	Arg. Par	Peru	TOTAL	
Chapuisaca	0	0	0	0	0	0	0	0	0	0	0	0	0	0	0	0	0	0	0	0	0	0	0	0	0	
La Paz	0	0	0	0	0	0	0	0	0	0	0	0	0	0	0	0	0	0	0	0	0	0	0	0	0	
Cochabamba	0	0	0	0	0	0	0	0	0	0	0	0	0	0	0	0	0	0	0	0	0	0	0	0	0	
Oruro	0	0	0	0	0	0	0	0	0	0	0	0	0	0	0	0	0	0	0	0	0	0	0	0	0	
Potosí	0	0	0	0	0	0	0	0	0	0	0	0	0	0	0	0	0	0	0	0	0	0	0	0	0	
Tarija	0	0	0	0	0	0	0	0	0	0	0	0	0	0	0	0	0	0	0	0	0	0	0	0	0	
Santa Cruz	0	0	0	0	0	0	0	0	0	0	0	0	0	0	0	0	0	0	0	0	0	0	0	0	0	
San José	0	0	0	0	0	0	0	0	0	0	0	0	0	0	0	0	0	0	0	0	0	0	0	0	0	
Robore	0	0	0	0	0	0	0	0	0	0	0	0	0	0	0	0	0	0	0	0	0	0	0	0	0	
Quillero	0	0	0	0	0	0	0	0	0	0	0	0	0	0	0	0	0	0	0	0	0	0	0	0	0	
Río Grande	0	0	0	0	0	0	0	0	0	0	0	0	0	0	0	0	0	0	0	0	0	0	0	0	0	
Boyabibe	0	0	0	0	0	0	0	0	0	0	0	0	0	0	0	0	0	0	0	0	0	0	0	0	0	
Yopacani	0	0	0	0	0	0	0	0	0	0	0	0	0	0	0	0	0	0	0	0	0	0	0	0	0	
Mamorecill	0	0	0	0	0	0	0	0	0	0	0	0	0	0	0	0	0	0	0	0	0	0	0	0	0	
Mitun	0	0	0	0	0	0	0	0	0	0	0	0	0	0	0	0	0	0	0	0	0	0	0	0	0	
PT. Bush	0	0	0	0	0	0	0	0	0	0	0	0	0	0	0	0	0	0	0	0	0	0	0	0	0	
Beni	0	0	0	0	0	0	0	0	0	0	0	0	0	0	0	0	0	0	0	0	0	0	0	0	0	
Fondo	0	0	0	0	0	0	0	0	0	0	0	0	0	0	0	0	0	0	0	0	0	0	0	0	0	
Brazil	1031	14552	6150	2145	1308	678	122283	311	578	6844	0	458	328	0	0	0	0	0	0	0	0	0	0	0	0	186782
Chile	178	1754	890	394	1223	111	8881	13	22	180	0	46	22	0	0	0	0	0	0	0	0	0	0	0	0	13075
Arg. Par	318	2428	1847	618	7037	132	17487	31	58	545	0	94	48	0	0	0	0	0	0	0	0	0	0	0	0	25873
Peru	0	0	0	0	0	0	0	0	0	0	0	0	0	0	0	0	0	0	0	0	0	0	0	0	0	0
TOTAL	2108	18818	8387	4155	12586	981	148411	355	658	7589	0	558	388	0	0	0	0	0	0	0	0	0	0	0	0	286688

A 7-4-40

Lista de OD de Transporte de Carga por Medios de Comunicación Total [Madera] 2020

	Chumbivilcas	La Paz	Cochabamba	Oruro	Potosí	Tarija	Santa Cruz	San José	Robore	Quijarro	Río Grande	Boyubibe	Yapacani	Mamorecill	Mitun	PT. Bush	Brasil	Chile	Arz. Par	Peru	TOTAL
Chumbivilcas	0	0	0	0	0	0	0	0	0	0	0	0	0	0	0	0	0	0	0	0	0
La Paz	0	0	0	0	0	0	0	0	0	0	0	0	0	0	0	0	0	0	0	0	0
Cochabamba	0	0	0	0	0	0	0	0	0	0	0	0	0	0	0	0	0	0	0	0	0
Oruro	0	0	0	0	0	0	0	0	0	0	0	0	0	0	0	0	0	0	0	0	0
Potosí	0	0	0	0	0	0	0	0	0	0	0	0	0	0	0	0	0	0	0	0	0
Tarija	525	558	16	261	1874	0	0	0	0	0	0	0	0	0	0	0	487	237	2686	3	6189
Santa Cruz	18605	24087	1107	9589	24880	0	0	0	0	0	0	0	0	0	0	0	15904	4012	51822	267	158187
San José	566	12415	37	404	981	0	0	0	0	0	0	0	0	0	0	0	2534	3184	6144	23	12396
Robore	22	52	1	17	40	0	0	0	0	0	0	0	0	0	0	0	157	22	380	1	612
Quijarro	2	6	0	2	4	0	0	0	0	0	0	0	0	0	0	0	40	4	73	0	131
Río Grande	175	124	6	54	218	0	0	0	0	0	0	0	0	0	0	0	85	24	218	1	1083
Boyubibe	52	44	2	28	102	0	0	0	0	0	0	0	0	0	0	0	42	15	200	1	479
Yapacani	618	1528	83	543	844	0	0	0	0	0	0	0	0	0	0	0	831	155	1937	12	6261
Mamorecill	0	0	0	0	0	0	0	0	0	0	0	0	0	0	0	0	0	0	0	0	0
Mitun	0	0	0	0	0	0	0	0	0	0	0	0	0	0	0	0	0	0	0	0	0
PT. Bush	5116	42887	1085	8874	8159	0	0	0	0	0	0	0	0	0	0	0	12480	2858	34395	352	117456
Brasil	182	2874	27	383	379	0	0	0	0	0	0	0	0	0	0	0	1140	312	3231	117	8625
Chile	0	0	0	0	0	0	0	0	0	0	0	0	0	0	0	0	0	0	0	0	0
Arz. Par	0	0	0	0	0	0	0	0	0	0	0	0	0	0	0	0	0	0	0	0	0
Peru	0	0	0	0	0	0	0	0	0	0	0	0	0	0	0	0	0	0	0	0	0
TOTAL	24046	72285	2344	20151	38281	0	0	0	0	0	0	0	0	0	0	0	32482	8033	101804	783	302569

Lista de OD de Transporte de Carga por Medios de Comunicación Total [Mineral] 2020

	Chumbivilcas	La Paz	Cochabamba	Oruro	Potosí	Tarija	Santa Cruz	San José	Robore	Quijarro	Río Grande	Boyubibe	Yapacani	Mamorecill	Mitun	PT. Bush	Brasil	Chile	Arz. Par	Peru	TOTAL
Chumbivilcas	0	0	0	0	0	0	0	0	0	0	0	0	0	0	0	0	0	0	0	0	0
La Paz	0	0	0	0	0	0	0	0	0	0	0	0	0	0	0	0	0	0	0	0	0
Cochabamba	0	0	0	0	0	0	0	0	0	0	0	0	0	0	0	0	0	0	0	0	0
Oruro	0	0	0	0	0	0	0	0	0	0	0	0	0	0	0	0	0	0	0	0	0
Potosí	0	0	0	0	0	0	0	0	0	0	0	0	0	0	0	0	0	0	0	0	0
Tarija	0	0	0	0	0	0	0	0	0	0	0	0	0	0	0	0	0	0	0	0	0
Santa Cruz	0	0	0	0	0	0	0	0	0	0	0	0	0	0	0	0	0	0	0	0	0
San José	0	0	0	0	0	0	0	0	0	0	0	0	0	0	0	0	0	0	0	0	0
Robore	0	0	0	0	0	0	0	0	0	0	0	0	0	0	0	0	0	0	0	0	0
Quijarro	0	0	0	0	0	0	0	0	0	0	0	0	0	0	0	0	0	0	0	0	0
Boyubibe	0	0	0	0	0	0	0	0	0	0	0	0	0	0	0	0	0	0	0	0	0
Yapacani	0	0	0	0	0	0	0	0	0	0	0	0	0	0	0	0	0	0	0	0	0
Mamorecill	0	0	0	0	0	0	0	0	0	0	0	0	0	0	0	0	0	0	0	0	0
Mitun	0	0	0	0	0	0	0	0	0	0	0	0	0	0	0	0	0	0	0	0	0
PT. Bush	0	0	0	0	0	0	0	0	0	0	0	0	0	0	0	0	0	0	0	0	0
Brasil	0	0	0	0	0	0	0	0	0	0	0	0	0	0	0	0	0	0	0	0	0
Chile	0	0	0	0	0	0	0	0	0	0	0	0	0	0	0	0	0	0	0	0	0
Arz. Par	0	0	0	0	0	0	0	0	0	0	0	0	0	0	0	0	0	0	0	0	0
Peru	0	0	0	0	0	0	0	0	0	0	0	0	0	0	0	0	0	0	0	0	0
TOTAL	0	0	0	0	0	0	0	0	0	0	0	0	0	0	0	0	0	0	0	0	0

A 7-4-42

Lista de OD de Transporte de Carga por Ferrocarril [Trigo] 1993

	Oruro	Potosí	Tarija	Santa Cr	San José	Bobore	Quijarro	Bio Grand	Boyibie	Yacacani	Mamorecill	Mitum	Pt. Bush	Beni	Pando	Brazil	Chile	Argen. Par	Peru	TOTAL
Chquisaca	0	0	0	0	0	0	0	0	0	0	0	0	0	0	0	0	0	0	0	0
La Paz	0	0	0	0	0	0	0	0	0	0	0	0	0	0	0	0	0	0	0	0
Cochabamba	0	0	0	0	0	0	0	0	0	0	0	0	0	0	0	0	0	0	0	0
Oruro	0	0	0	0	0	0	0	0	0	0	0	0	0	0	0	0	0	0	0	0
Potosí	0	0	0	0	0	0	0	0	0	0	0	0	0	0	0	0	0	0	0	0
Tarija	0	0	0	0	0	0	0	0	0	0	0	0	0	0	0	0	0	0	0	0
Santa Cruz	0	0	0	0	0	0	0	0	0	0	0	0	0	0	0	0	0	0	0	0
San José	0	0	0	0	0	0	0	0	0	0	0	0	0	0	0	0	0	0	0	0
Bobore	0	0	0	0	0	0	0	0	0	0	0	0	0	0	0	0	0	0	0	0
Quijarro	0	0	0	0	0	0	0	0	0	0	0	0	0	0	0	0	0	0	0	0
Bio Grande	0	0	0	0	0	0	0	0	0	0	0	0	0	0	0	0	0	0	0	0
Boyibie	0	0	0	0	0	0	0	0	0	0	0	0	0	0	0	0	0	0	0	0
Yacacani	0	0	0	0	0	0	0	0	0	0	0	0	0	0	0	0	0	0	0	0
Mamorecill	0	0	0	0	0	0	0	0	0	0	0	0	0	0	0	0	0	0	0	0
Mitum	0	0	0	0	0	0	0	0	0	0	0	0	0	0	0	0	0	0	0	0
Pt. Bush	0	0	0	0	0	0	0	0	0	0	0	0	0	0	0	0	0	0	0	0
Beni	0	0	0	0	0	0	0	0	0	0	0	0	0	0	0	0	0	0	0	0
Pando	0	0	0	0	0	0	0	0	0	0	0	0	0	0	0	0	0	0	0	0
Brazil	0	0	0	0	0	0	35	0	0	0	0	0	0	0	0	0	0	0	0	37995
Chile	207	12051	2728	5885	0	0	3	0	0	0	0	0	0	0	0	0	0	0	0	28428
Argen. Par	81	3370	782	1469	113	0	0	0	0	0	0	0	0	0	0	0	0	0	0	5778
Peru	0	0	0	0	0	0	0	0	0	0	0	0	0	0	0	0	0	0	0	0
TOTAL	268	15421	3488	8554	471	0	37980	0	0	0	0	0	0	0	0	0	0	0	0	84033

Lista de OD de Transporte de Carga por Ferrocarril [Harina] 1993

	Oruro	Potosí	Tarija	Santa Cr	San José	Bobore	Quijarro	Bio Grand	Boyibie	Yacacani	Mamorecill	Mitum	Pt. Bush	Beni	Pando	Brazil	Chile	Argen. Par	Peru	TOTAL
Chquisaca	0	0	0	0	0	0	0	0	0	0	0	0	0	0	0	0	0	0	0	0
La Paz	0	0	0	0	0	0	0	0	0	0	0	0	0	0	0	0	0	0	0	0
Cochabamba	0	0	0	0	0	0	0	0	0	0	0	0	0	0	0	0	0	0	0	0
Oruro	0	0	0	0	0	0	0	0	0	0	0	0	0	0	0	0	0	0	0	0
Potosí	0	0	0	0	0	0	0	0	0	0	0	0	0	0	0	0	0	0	0	0
Tarija	0	0	0	0	0	0	0	0	0	0	0	0	0	0	0	0	0	0	0	0
Santa Cruz	0	0	0	0	0	0	0	0	0	0	0	0	0	0	0	0	0	0	0	0
San José	0	0	0	0	0	0	0	0	0	0	0	0	0	0	0	0	0	0	0	0
Bobore	0	0	0	0	0	0	0	0	0	0	0	0	0	0	0	0	0	0	0	0
Quijarro	0	0	0	0	0	0	0	0	0	0	0	0	0	0	0	0	0	0	0	0
Bio Grande	0	0	0	0	0	0	0	0	0	0	0	0	0	0	0	0	0	0	0	0
Boyibie	0	0	0	0	0	0	0	0	0	0	0	0	0	0	0	0	0	0	0	0
Yacacani	0	0	0	0	0	0	0	0	0	0	0	0	0	0	0	0	0	0	0	0
Mamorecill	0	0	0	0	0	0	0	0	0	0	0	0	0	0	0	0	0	0	0	0
Mitum	0	0	0	0	0	0	0	0	0	0	0	0	0	0	0	0	0	0	0	0
Pt. Bush	0	0	0	0	0	0	0	0	0	0	0	0	0	0	0	0	0	0	0	0
Beni	0	0	0	0	0	0	0	0	0	0	0	0	0	0	0	0	0	0	0	0
Pando	0	0	0	0	0	0	0	0	0	0	0	0	0	0	0	0	0	0	0	0
Brazil	0	0	0	0	0	0	0	0	0	0	0	0	0	0	0	0	0	0	0	0
Chile	0	35914	10578	54004	38118	3228	0	0	0	0	0	0	0	0	0	0	0	0	0	148122
Argen. Par	0	16787	2688	15205	5809	275	0	0	0	0	0	0	0	0	0	0	0	0	0	38682
Peru	0	50791	13382	74085	41727	3195	0	0	0	0	0	0	0	0	0	0	0	0	0	183484
TOTAL	0	82576	24648	77004	46130	3298	0	0	0	0	0	0	0	0	0	0	0	0	0	196586

A 7-4-43

Lista de OD de Transporte de Carga por Ferrocarril [Azúcar] 1993

	Oruro	Potosí	Tarija	Santa Cr	San José	Robore	Quijarro	Bio Grand	Bovilve	Yacacani	Mamreñill	Mitun	Pt. Bush	Beni	Pando	Brazil	Chile	Arg. Par	Peru	TOTAL
Chapuisaca	0	0	0	0	0	0	0	0	0	0	0	0	0	0	0	0	0	0	0	0
La Paz	0	0	0	0	0	0	0	0	0	0	0	0	0	0	0	0	0	0	0	0
Cochabamba	0	0	0	0	0	0	0	0	0	0	0	0	0	0	0	0	0	0	0	0
Oruro	0	0	0	0	0	0	0	0	0	0	0	0	0	0	0	0	0	0	0	0
Potosí	0	0	0	0	0	0	0	0	0	0	0	0	0	0	0	0	0	0	0	0
Tarija	0	0	0	0	0	0	0	0	0	0	0	0	0	0	0	0	0	0	0	0
Santa Cruz	0	0	0	0	0	0	0	0	0	0	0	0	0	0	0	0	0	0	0	0
San José	0	0	0	0	0	0	0	0	0	0	0	0	0	0	0	0	0	0	0	0
Robore	0	0	0	0	0	0	0	0	0	0	0	0	0	0	0	0	0	0	0	0
Quijarro	0	0	0	0	0	0	0	0	0	0	0	0	0	0	0	0	0	0	0	0
Bio Grand	0	0	0	0	0	0	0	0	0	0	0	0	0	0	0	0	0	0	0	0
Bovilve	0	0	0	0	0	0	0	0	0	0	0	0	0	0	0	0	0	0	0	0
Yacacani	0	0	0	0	0	0	0	0	0	0	0	0	0	0	0	0	0	0	0	0
Mamreñill	0	0	0	0	0	0	0	0	0	0	0	0	0	0	0	0	0	0	0	0
Mitun	0	0	0	0	0	0	0	0	0	0	0	0	0	0	0	0	0	0	0	0
Pt. Bush	0	0	0	0	0	0	0	0	0	0	0	0	0	0	0	0	0	0	0	0
Beni	0	0	0	0	0	0	0	0	0	0	0	0	0	0	0	0	0	0	0	0
Pando	0	0	0	0	0	0	0	0	0	0	0	0	0	0	0	0	0	0	0	0
Brazil	0	0	0	0	0	0	0	0	0	0	0	0	0	0	0	0	0	0	0	0
Chile	0	0	0	0	0	0	0	0	0	0	0	0	0	0	0	0	0	0	0	0
Arg. Par.	0	0	0	0	0	0	0	0	0	0	0	0	0	0	0	0	0	0	0	0
Peru	0	0	0	0	0	0	0	0	0	0	0	0	0	0	0	0	0	0	0	0
TOTAL	0	0	0	0	0	0	0	0	0	0	0	0	0	0	0	0	0	0	0	0

Lista de OD de Transporte de Carga por Ferrocarril [Soja] 1993

	Oruro	Potosí	Tarija	Santa Cr	San José	Robore	Quijarro	Bio Grand	Bovilve	Yacacani	Mamreñill	Mitun	Pt. Bush	Beni	Pando	Brazil	Chile	Arg. Par	Peru	TOTAL
Chapuisaca	0	0	0	0	0	0	0	0	0	0	0	0	0	0	0	0	0	0	0	0
La Paz	0	0	0	0	0	0	0	0	0	0	0	0	0	0	0	0	0	0	0	0
Cochabamba	0	0	0	0	0	0	0	0	0	0	0	0	0	0	0	0	0	0	0	0
Oruro	0	0	0	0	0	0	0	0	0	0	0	0	0	0	0	0	0	0	0	0
Potosí	0	0	0	0	0	0	0	0	0	0	0	0	0	0	0	0	0	0	0	0
Tarija	7	281	43	156	73	0	5019	1	1	0	0	0	0	0	0	915	1017	0	287	9458
Santa Cruz	343	20866	5118	8945	1888	164	0	108	64	18	35	1	0	0	0	82455	23785	0	48828	177700
San José	0	0	0	0	0	0	0	0	0	0	0	0	0	0	0	0	0	0	0	0
Robore	0	0	0	0	0	0	0	0	0	0	0	0	0	0	0	0	0	0	0	0
Quijarro	0	0	0	0	0	0	0	0	0	0	0	0	0	0	0	0	0	0	0	0
Bio Grand	0	0	0	0	0	0	0	0	0	0	0	0	0	0	0	0	0	0	0	0
Bovilve	0	0	0	0	0	0	0	0	0	0	0	0	0	0	0	0	0	0	0	0
Yacacani	0	0	0	0	0	0	0	0	0	0	0	0	0	0	0	0	0	0	0	0
Mamreñill	0	0	0	0	0	0	0	0	0	0	0	0	0	0	0	0	0	0	0	0
Mitun	0	0	0	0	0	0	0	0	0	0	0	0	0	0	0	0	0	0	0	0
Pt. Bush	0	0	0	0	0	0	0	0	0	0	0	0	0	0	0	0	0	0	0	0
Beni	0	0	0	0	0	0	0	0	0	0	0	0	0	0	0	0	0	0	0	0
Pando	0	0	0	0	0	0	0	0	0	0	0	0	0	0	0	0	0	0	0	0
Brazil	0	0	0	0	0	0	0	0	0	0	0	0	0	0	0	0	0	0	0	0
Chile	0	0	0	0	0	0	0	0	0	0	0	0	0	0	0	0	0	0	0	0
Arg. Par.	0	0	0	0	0	0	0	0	0	0	0	0	0	0	0	0	0	0	0	0
Peru	0	0	0	0	0	0	0	0	0	0	0	0	0	0	0	0	0	0	0	0
TOTAL	340	22189	5158	10101	1971	164	6018	109	85	18	35	1	0	0	0	83370	30802	0	47732	187158

A7-4-45

Lista de OD de Transporte de Carga por Ferrocarril [Hierro y Acero] 1993

	Chapuisa	La Paz	Cochabamba	Oruro	Potosí	Tarija	Santa Cr.	San José	Robore	Quijarro	Río Grand	Boyubie	Yacacani	Mamorecill	Mitun	PT. Bush	Brasil	Chile	Arga. Par	Peru	TOTAL
Chapuisa	0	0	0	0	0	0	0	0	0	0	0	0	0	0	0	0	0	0	0	0	0
La Paz	0	0	0	0	0	0	0	0	0	0	0	0	0	0	0	0	0	0	0	0	0
Cochabamba	0	0	0	0	0	0	0	0	0	0	0	0	0	0	0	0	0	0	0	0	0
Oruro	0	0	0	0	0	0	0	0	0	0	0	0	0	0	0	0	0	0	0	0	0
Potosí	0	0	0	0	0	0	0	0	0	0	0	0	0	0	0	0	0	0	0	0	0
Tarija	0	0	0	0	0	0	0	0	0	0	0	0	0	0	0	0	0	0	0	0	0
Santa Cruz	0	0	0	0	0	0	0	0	0	0	0	0	0	0	0	0	0	0	0	0	0
San José	0	0	0	0	0	0	0	0	0	0	0	0	0	0	0	0	0	0	0	0	0
Robore	0	0	0	0	0	0	0	0	0	0	0	0	0	0	0	0	0	0	0	0	0
Quijarro	0	0	0	0	0	0	0	0	0	0	0	0	0	0	0	0	0	0	0	0	0
Río Grande	0	0	0	0	0	0	0	0	0	0	0	0	0	0	0	0	0	0	0	0	0
Boyubie	0	0	0	0	0	0	0	0	0	0	0	0	0	0	0	0	0	0	0	0	0
Yacacani	0	0	0	0	0	0	0	0	0	0	0	0	0	0	0	0	0	0	0	0	0
Mamorecill	0	0	0	0	0	0	0	0	0	0	0	0	0	0	0	0	0	0	0	0	0
Mitun	0	0	0	0	0	0	0	0	0	0	0	0	0	0	0	0	0	0	0	0	0
PT. Bush	0	0	0	0	0	0	0	0	0	0	0	0	0	0	0	0	0	0	0	0	0
Brasil	0	0	0	0	0	0	0	0	0	0	0	0	0	0	0	0	0	0	0	0	0
Chile	0	0	0	0	0	0	0	0	0	0	0	0	0	0	0	0	0	0	0	0	0
Arga. Par	0	0	0	0	0	0	0	0	0	0	0	0	0	0	0	0	0	0	0	0	0
Peru	0	0	0	0	0	0	0	0	0	0	0	0	0	0	0	0	0	0	0	0	0
TOTAL	4	2537	488	320	415	3318	74889	37	25	4283	0	8520	0	0	0	0	15	0	0	0	96640

Lista de OD de Transporte de Carga por Ferrocarril [Materiales de Construcción] 1993

	Chapuisa	La Paz	Cochabamba	Oruro	Potosí	Tarija	Santa Cr.	San José	Robore	Quijarro	Río Grand	Boyubie	Yacacani	Mamorecill	Mitun	PT. Bush	Brasil	Chile	Arga. Par	Peru	TOTAL
Chapuisa	0	0	0	0	0	0	0	0	0	0	0	0	0	0	0	0	0	0	0	0	0
La Paz	0	0	0	0	0	0	0	0	0	0	0	0	0	0	0	0	0	0	0	0	0
Cochabamba	0	0	0	0	0	0	0	0	0	0	0	0	0	0	0	0	0	0	0	0	0
Oruro	0	0	0	0	0	0	0	0	0	0	0	0	0	0	0	0	0	0	0	0	0
Potosí	0	0	0	0	0	0	0	0	0	0	0	0	0	0	0	0	0	0	0	0	0
Tarija	0	0	0	0	0	0	0	0	0	0	0	0	0	0	0	0	0	0	0	0	0
Santa Cruz	0	0	0	0	0	0	0	0	0	0	0	0	0	0	0	0	0	0	0	0	0
San José	0	0	0	0	0	0	0	0	0	0	0	0	0	0	0	0	0	0	0	0	0
Robore	0	0	0	0	0	0	0	0	0	0	0	0	0	0	0	0	0	0	0	0	0
Quijarro	0	0	0	0	0	0	0	0	0	0	0	0	0	0	0	0	0	0	0	0	0
Río Grande	0	0	0	0	0	0	0	0	0	0	0	0	0	0	0	0	0	0	0	0	0
Boyubie	0	0	0	0	0	0	0	0	0	0	0	0	0	0	0	0	0	0	0	0	0
Yacacani	0	0	0	0	0	0	0	0	0	0	0	0	0	0	0	0	0	0	0	0	0
Mamorecill	0	0	0	0	0	0	0	0	0	0	0	0	0	0	0	0	0	0	0	0	0
Mitun	0	0	0	0	0	0	0	0	0	0	0	0	0	0	0	0	0	0	0	0	0
PT. Bush	0	0	0	0	0	0	0	0	0	0	0	0	0	0	0	0	0	0	0	0	0
Brasil	0	0	0	0	0	0	0	0	0	0	0	0	0	0	0	0	0	0	0	0	0
Chile	0	0	0	0	0	0	0	0	0	0	0	0	0	0	0	0	0	0	0	0	0
Arga. Par	0	0	0	0	0	0	0	0	0	0	0	0	0	0	0	0	0	0	0	0	0
Peru	0	0	0	0	0	0	0	0	0	0	0	0	0	0	0	0	0	0	0	0	0
TOTAL	0	237	216	122	74	360	13790	46	26	1019	90	0	0	0	0	0	67	102	0	0	16413

A 7-4-46

Lista de OD de Transporte de Carga por Ferrocarril [Automóvil] 1993

OD	Chusiza	La Paz	Cochabamba	Oruro	Potosí	Tarifa	Santa Cr.	San José	Bobo	Quilero	Río Grande	Boyibe	Yacacani	Mamreñill	Mitun	PT. Bush	Beni	Pando	Brazil	Chile	Argm. Par	Peru	TOTAL
Chusiza	0	0	0	0	0	0	0	0	0	0	0	0	0	0	0	0	0	0	0	0	0	0	0
La Paz	0	0	2	4	0	0	0	0	0	0	0	0	0	0	0	0	0	0	0	0	0	0	0
Cochabamba	0	0	0	0	0	0	0	0	0	0	0	0	0	0	0	0	0	0	0	0	0	0	0
Oruro	0	0	0	0	0	0	0	0	0	0	0	0	0	0	0	0	0	0	0	0	0	0	0
Potosí	0	0	0	0	0	0	0	0	0	0	0	0	0	0	0	0	0	0	0	0	0	0	0
Tarifa	0	20	2	2	17	1	1	1	1	1	1	1	1	1	1	1	1	1	1	1	1	1	1
Santa Cruz	0	282	28	16	58	13	0	42	14	17	52	10	43	0	0	0	0	0	0	0	0	0	0
San José	0	0	0	0	0	0	0	17	0	1	0	0	0	0	0	0	0	0	0	0	0	0	0
Bobo	0	4	0	0	0	0	0	48	8	0	4	0	0	0	0	0	0	0	0	0	0	0	0
Quilero	0	0	0	0	0	0	0	548	23	40	0	1	2	1	0	0	0	0	0	0	0	0	0
Río Grande	0	0	0	0	0	0	0	0	0	0	0	0	0	0	0	0	0	0	0	0	0	0	0
Boyibe	0	0	0	0	0	0	0	0	0	0	0	0	0	0	0	0	0	0	0	0	0	0	0
Yacacani	0	0	0	0	0	0	0	0	0	0	0	0	0	0	0	0	0	0	0	0	0	0	0
Mamreñill	0	0	0	0	0	0	0	0	0	0	0	0	0	0	0	0	0	0	0	0	0	0	0
Mitun	0	0	0	0	0	0	0	0	0	0	0	0	0	0	0	0	0	0	0	0	0	0	0
PT. Bush	0	0	0	0	0	0	0	0	0	0	0	0	0	0	0	0	0	0	0	0	0	0	0
Beni	0	0	0	0	0	0	0	0	0	0	0	0	0	0	0	0	0	0	0	0	0	0	0
Pando	0	0	0	0	0	0	0	0	0	0	0	0	0	0	0	0	0	0	0	0	0	0	0
Brazil	0	421	18	16	42	23	1079	36	27	103	7	6	9	0	0	0	0	0	0	0	0	0	2307
Chile	0	380	32	15	39	28	848	11	8	18	4	5	4	0	0	0	0	0	0	0	0	0	1354
Argm. Par	0	0	0	0	0	0	0	0	0	0	0	0	0	0	0	0	0	0	0	0	0	0	0
Peru	0	0	0	0	0	0	0	0	0	0	0	0	0	0	0	0	0	0	0	0	0	0	0
TOTAL	0	1184	0	58	188	78	3448	120	91	145	15	28	58	0	0	0	0	0	152	0	0	0	5678

Lista de OD de Transporte de Carga por Ferrocarril [Máquina] 1993

OD	Chusiza	La Paz	Cochabamba	Oruro	Potosí	Tarifa	Santa Cr.	San José	Bobo	Quilero	Río Grande	Boyibe	Yacacani	Mamreñill	Mitun	PT. Bush	Beni	Pando	Brazil	Chile	Argm. Par	Peru	TOTAL
Chusiza	0	0	0	0	0	0	0	0	0	0	0	0	0	0	0	0	0	0	0	0	0	0	0
La Paz	0	0	0	0	0	0	0	0	0	0	0	0	0	0	0	0	0	0	0	0	0	0	0
Cochabamba	0	0	0	0	0	0	0	0	0	0	0	0	0	0	0	0	0	0	0	0	0	0	0
Oruro	0	0	0	0	0	0	0	0	0	0	0	0	0	0	0	0	0	0	0	0	0	0	0
Potosí	0	0	0	0	0	0	0	0	0	0	0	0	0	0	0	0	0	0	0	0	0	0	0
Tarifa	0	0	0	0	0	0	0	0	0	0	0	0	0	0	0	0	0	0	0	0	0	0	0
Santa Cruz	0	0	0	0	0	0	0	0	0	0	0	0	0	0	0	0	0	0	0	0	0	0	0
San José	0	0	0	0	0	0	0	0	0	0	0	0	0	0	0	0	0	0	0	0	0	0	0
Bobo	0	0	0	0	0	0	0	0	0	0	0	0	0	0	0	0	0	0	0	0	0	0	0
Quilero	0	0	0	0	0	0	0	0	0	0	0	0	0	0	0	0	0	0	0	0	0	0	0
Río Grande	0	0	0	0	0	0	0	0	0	0	0	0	0	0	0	0	0	0	0	0	0	0	0
Boyibe	0	0	0	0	0	0	0	0	0	0	0	0	0	0	0	0	0	0	0	0	0	0	0
Yacacani	0	0	0	0	0	0	0	0	0	0	0	0	0	0	0	0	0	0	0	0	0	0	0
Mamreñill	0	0	0	0	0	0	0	0	0	0	0	0	0	0	0	0	0	0	0	0	0	0	0
Mitun	0	0	0	0	0	0	0	0	0	0	0	0	0	0	0	0	0	0	0	0	0	0	0
PT. Bush	0	0	0	0	0	0	0	0	0	0	0	0	0	0	0	0	0	0	0	0	0	0	0
Beni	0	0	0	0	0	0	0	0	0	0	0	0	0	0	0	0	0	0	0	0	0	0	0
Pando	0	0	0	0	0	0	0	0	0	0	0	0	0	0	0	0	0	0	0	0	0	0	0
Brazil	0	254	238	218	118	188	10872	23	46	707	0	35	30	0	0	0	0	0	0	0	0	0	13508
Chile	0	37	15	30	31	724	1	4	18	0	5	1	0	0	0	0	0	0	0	0	0	0	487
Argm. Par	0	55	21	44	25	48	1580	3	5	57	0	8	0	0	0	0	0	0	0	0	0	0	1887
Peru	0	0	0	0	0	0	0	0	0	0	0	0	0	0	0	0	0	0	0	0	0	0	0
TOTAL	0	35	288	172	308	171	248	13588	35	57	788	53	39	0	0	0	0	0	183	51	12	0	18148

A 7-4-47

Lista de OD de Transporte de Carga por Ferrocarril [Madera] 1993

	Oruro	Potosi	Tarija	Santa Cr.	San Jose	Bobore	Quijaro	Rio Grand	Boyulbe	Yapacani	Mamoresill	Mitua	PT. Bush	Beni	Pando	Brazil	Chile	Arge.Par	Peru	TOTAL
Chesitaca	0	0	0	0	0	0	0	0	0	0	0	0	0	0	0	0	0	0	0	0
La Paz	0	0	0	0	0	0	0	0	0	0	0	0	0	0	0	0	0	0	0	0
Cochabamba	0	0	0	0	0	0	0	0	0	0	0	0	0	0	0	0	0	0	0	0
Oruro	0	0	0	0	0	0	0	0	0	0	0	0	0	0	0	0	0	0	0	0
Potosi	0	0	0	0	0	0	0	0	0	0	0	0	0	0	0	0	0	0	0	0
Tarija	0	1	0	0	2544	0	0	0	0	0	0	0	0	0	0	0	0	0	0	2815
Santa Cruz	0	138	165	10	272	615	0	18	0	185	27	33	0	0	0	2437	0	13588	0	18696
San Jose	0	1	1	0	1	3402	0	0	0	0	0	0	0	0	0	0	0	17	0	3426
Bobore	0	0	0	0	1	175	0	0	0	0	0	0	0	0	0	1	0	2	0	181
Quijaro	0	0	0	0	0	0	0	0	0	0	0	0	0	0	0	0	0	0	1	33
Rio Grande	0	0	0	0	1	281	0	0	0	0	0	0	0	0	0	0	0	0	1	283
Boyulbe	0	0	0	0	1	127	0	0	0	0	0	0	0	0	0	0	0	0	0	128
Yapacani	0	1	0	0	1	1700	0	0	0	0	0	0	0	0	0	1	0	0	0	1700
Mamoresill	0	0	0	0	0	0	0	0	0	0	0	0	0	0	0	0	0	0	0	0
Mitua	0	0	0	0	0	0	0	0	0	0	0	0	0	0	0	0	0	0	0	0
PT. Bush	0	0	0	0	0	0	0	0	0	0	0	0	0	0	0	0	0	0	0	0
Beni	0	0	0	0	0	0	0	0	0	0	0	0	0	0	0	0	0	0	0	0
Pando	0	0	0	0	0	0	0	0	0	0	0	0	0	0	0	0	0	0	0	0
Brazil	0	1	1	0	1	2228	0	0	0	0	0	0	0	0	0	0	0	0	0	2243
Chile	0	0	0	0	0	0	0	0	0	0	0	0	0	0	0	0	0	0	0	0
Arg. Par	0	0	0	0	1	61	0	0	0	0	0	0	0	0	0	0	0	0	0	62
Peru	0	0	0	0	0	0	0	0	0	0	0	0	0	0	0	0	0	0	0	0
TOTAL	0	340	148	10	276	623	11041	18	0	92	185	28	33	0	0	3453	0	13872	0	18858

Lista de OD de Transporte de Carga por Ferrocarril [Mineral] 1993

	Oruro	Potosi	Tarija	Santa Cr.	San Jose	Bobore	Quijaro	Rio Grand	Boyulbe	Yapacani	Mamoresill	Mitua	PT. Bush	Beni	Pando	Brazil	Chile	Arge.Par	Peru	TOTAL
Chesitaca	0	0	2	0	0	0	0	0	0	0	0	0	0	0	0	11	75	0	0	92
La Paz	0	0	1	0	0	0	0	0	0	0	0	0	0	0	0	95	703	22	0	822
Cochabamba	0	45	0	0	0	0	0	0	0	0	0	0	0	0	0	1318	21270	832	0	23728
Oruro	0	195	2411	0	238	0	0	0	0	0	0	0	0	0	0	0	54895	1848	0	59587
Potosi	0	31	1153	0	628	0	0	0	0	0	0	0	0	0	0	0	194359	4358	0	203189
Tarija	0	0	1	0	0	0	0	0	0	0	0	0	0	0	0	60	608	23	0	693
Santa Cruz	0	0	0	0	0	0	0	0	0	0	0	0	0	0	0	31088	0	0	0	31088
San Jose	0	0	0	0	0	0	0	0	0	0	0	0	0	0	0	0	0	0	0	0
Bobore	0	0	0	0	0	0	0	0	0	0	0	0	0	0	0	0	0	0	0	0
Quijaro	0	0	0	0	0	0	0	0	0	0	0	0	0	0	0	0	0	0	0	0
Rio Grande	0	0	0	0	0	0	0	0	0	0	0	0	0	0	0	0	0	0	0	0
Boyulbe	0	0	0	0	0	0	0	0	0	0	0	0	0	0	0	0	0	0	0	0
Yapacani	0	0	0	0	0	0	0	0	0	0	0	0	0	0	0	0	0	0	0	0
Mamoresill	0	0	0	0	0	0	0	0	0	0	0	0	0	0	0	0	0	0	0	0
Mitua	0	0	0	0	0	0	0	0	0	0	0	0	0	0	0	0	0	0	0	0
PT. Bush	0	0	0	0	0	0	0	0	0	0	0	0	0	0	0	0	0	0	0	0
Beni	0	0	0	0	0	0	0	0	0	0	0	0	0	0	0	0	0	0	0	0
Pando	0	0	0	0	0	0	0	0	0	0	0	0	0	0	0	0	0	0	0	0
Brazil	0	0	0	0	0	0	0	0	0	0	0	0	0	0	0	0	0	0	0	0
Chile	0	0	0	0	0	0	0	0	0	0	0	0	0	0	0	0	0	0	0	0
Arg. Par	0	0	0	0	0	0	0	0	0	0	0	0	0	0	0	0	0	0	0	0
Peru	0	0	0	0	0	0	0	0	0	0	0	0	0	0	0	0	0	0	0	0
TOTAL	0	321	3573	0	919	308	0	0	0	0	0	0	0	0	0	34503	271318	9548	0	311328

A 7-4-49

Lista de OD de Transporte de Carga por Carretera 1993

	0 9	Chimniza	La Paz Cochabamba	Ouro	Potosí	Tarifa Santa Cruz San José	Robore	Quiljano	El Grande	Bovidae	Yacacani	Morocrelli	Mataj	PT. Bush	Beni	Pando	Brazil	Chile	Argen. Par	Peru	TOTAL	
Chimniza	0	15254	8554	12284	29546	26183	118537	2114	1058	539	134	848	0	0	6431	71	3779	7733	1288	813	254816	
La Paz	23	0	1213	4972	285	783	9702	34	81	47	2	17	0	0	2083	41	414	1387	101	815	17358	
Cochabamba	219	11372	0	11857	3177	825	16548	146	88	38	11	28	2	0	72	12	2706	23228	411	545	67897	
Ouro	384	25421	28866	0	9777	1032	3823	3	6	8	119	23	2	0	320	3	4170	17520	807	1532	94098	
Potosí	5418	9571	12448	11068	0	9280	11138	45	25	38	181	343	4	0	344	4	16483	105488	5789	2532	188147	
Tarifa	5282	18603	7521	3118	18777	0	18914	581	343	85	783	2	0	0	1415	42	3182	9128	6381	2841	187813	
Santa Cruz	18550	107853	110949	24828	17200	48826	0	600	247	278	1818	497	238	0	457	45	45443	48484	18984	65152	584287	
San José	388	2238	1083	517	7737	771	2027	8	58	23	7	8	1	0	180	1	928	753	1121	185	11144	
Robore	30	234	66	35	50	70	108	11	0	8	1	1	0	0	3	0	84	60	70	11	823	
Quiljano	533	4814	1700	502	532	384	302	28	58	0	5	8	2	0	428	10	3428	847	183	238	14882	
El Grande	335	885	378	57	372	107	670	1	0	0	2	0	0	0	33	0	41	112	66	58	11	2790
Bovidae	105	384	58	85	312	812	128	1	0	1	1	0	0	0	4	0	41	112	72	7	2141	
Yacacani	215	883	138	258	144	17	2211	1	0	1	2	1	0	0	18	0	202	281	454	51	4783	
Morocrelli	0	0	0	0	0	0	0	0	0	0	0	0	0	0	0	0	0	0	0	0	0	
Mataj	0	0	0	0	0	0	0	0	0	0	0	0	0	0	0	0	35843	0	0	0	26443	
PT. Bush	0	0	0	0	0	0	0	0	0	0	0	0	0	0	0	0	0	0	0	0	0	
Beni	3425	25132	158	3455	2465	255	513	18	8	16	15	31	8	0	0	4	4321	7577	8250	2147	57882	
Pando	4	82	5	12	8	1	12	8	0	0	0	0	0	0	1	0	40	32	88	28	315	
Brazil	6438	81848	36873	8093	3484	5746	85848	1223	945	16544	291	2953	183	0	3715	138	0	0	0	0	214878	
Chile	1872	83204	36358	18073	35825	7775	35886	221	188	402	3187	322	117	0	5258	72	0	0	0	0	188184	
Argen. Par	338	84377	1375	1064	1448	8118	10278	257	210	484	19	229	10	0	828	48	0	0	0	0	21883	
Peru	123	23253	4233	12184	2883	836	8770	28	13	36	413	13	2	0	1343	55	0	0	0	0	52873	
TOTAL	43535	488862	255278	118228	108885	113178	318318	5359	3285	18745	5981	5951	558	0	22782	538	123583	222883	42347	76848	1888712	

A 7-4-50

Lista de OD de Transporte de Carga por Ferrocarril (CON) 2000

O D	CHUQUIS	LA PAZ	COCHABAM	ORURO	POTOSI	TARJAYA	SANTA CR	SAN JOS	MONROE	QUILLABO	BIG CHAK	BOYBIDE	YAPACAN	MANURECI	MUTUN	PT. BUSH	PERU	CHILE	ARCEZ	PAR	PERU	TOTAL
CHUQUISAC	0	10941	339	16183	34815	519	47189	1768	1054	858	2	54	1	0	0	103	2850	9152	1837	3643	124590	
LA PAZ	13	0	405	558	62	45	209	2	1	2	1	1	2	0	0	0	16	1658	222	257	3037	
COCHABAM	22	4320	0	8791	75	132	1	213	110	73	5	27	6	0	0	2499	445	10747	1471	448	24721	
ORURO	124	7190	0	393	0	137	0	5	18	10	15	6	0	0	0	0	31	12748	115564	4482	1050095	
POTOSI	2408	4820	609	2415	0	639	7404	34	22	34	19	78	2	0	5	81	40297	320332	134688	2154	208973	
TARJAYA	57	32188	4891	1	1414	0	457	208	137	114	20	190	1	0	1057	945	42758	14704	11	2965	48784	
SANTA CRU	5845	87704	10	12860	18548	22843	0	451	325	358	675	558	6	0	9945	949	54053	123028	39048	117814	518128	
SAN JOSE	131	2121	311	377	550	78	1934	0	78	25	7	11	6	0	108	24	10118	3070	3059	3185	28286	
MONROE	7	60	11	16	23	8	90	10	0	5	0	1	0	0	2	0	943	340	180	234	19320	
QUILLABO	354	6013	1845	704	708	103	808	24	45	8	5	11	0	0	657	222	0	3183	524	2263	17603	
BIG CHAK	9	334	210	142	75	9	215	1	0	0	0	0	0	0	44	10	644	418	122	523	2961	
BOYBIDE	2	88	18	40	45	37	110	1	1	1	1	0	0	0	0	0	1473	1220	87	1119	4398	
YAPACANI	78	355	16	7	242	6	1	1	0	1	0	0	0	0	18	1	343	57	581	12	1718	
MANURECILL	8	0	0	0	0	0	0	0	0	0	0	0	0	0	0	0	0	0	0	0	0	
MUTUN	8	0	0	0	0	0	0	0	0	0	0	0	0	0	0	0	0	0	0	0	0	
PT. BUSH	22	13	2709	10	90	171	4512	14	9	13	9	1	4	0	0	0	0	0	0	0	0	
PERU	123	2043	80	287	283	18	2108	1	1	1	0	1	1	0	20	0	61	15209	53	19058	18	20085
CHILE	5245	122083	81795	13267	14480	8213	201745	3129	2182	0	487	9549	382	0	6389	3700	0	0	0	0	0	45187
ARCEZ	2323	95879	12597	34545	35074	11054	59018	384	288	655	4893	485	39	0	74	1403	0	0	0	0	0	259428
PAR	343	14868	6454	8228	4188	511	5450	19	14	33	877	33	0	0	2	1048	0	0	0	0	0	83788
TOTAL	19440	372845	107707	98431	113321	45481	357885	8173	8125	3489	7043	11313	424	0	22524	12320	188844	816232	72258	136267	2284483	

A7-76

Lista de OD de Transporte de Carga por Carretera (CON) 2000

O D	CHUQUIS	LA PAZ	COCHABAM	ORURO	POTOSI	TARJAYA	SANTA CR	SAN JOS	MONROE	QUILLABO	BIG CHAK	BOYBIDE	YAPACAN	MANURECI	MUTUN	PT. BUSH	PERU	CHILE	ARCEZ	PAR	PERU	TOTAL
CHUQUISAC	0	18228	11335	20403	47581	5711	173205	3000	1498	772	188	1457	7	0	0	12321	178	16982	3111	0	0	314048
LA PAZ	37	0	1321	1612	148	140	758	3	2	4	3	8	1	0	0	134	16	588	2283	240	948	8328
COCHABAM	232	9447	0	11381	1462	385	18658	125	89	48	14	38	3	0	0	283	26	3352	38782	781	624	84278
ORURO	373	20771	15045	0	2284	1204	43780	17	10	17	17	42	3	0	0	489	31	7388	31241	2185	1978	87323
POTOSI	9480	14718	14938	14014	0	14288	22216	82	48	78	189	580	7	0	0	785	82	28193	190318	111110	4722	387895
TARJAYA	5715	18785	8856	2489	18882	0	13250	134	120	109	86	825	3	0	0	908	48	8857	22118	8072	4374	188923
SANTA CRU	21885	78580	131285	22075	27553	48944	0	1340	515	557	3978	1587	248	0	0	3558	287	58286	103285	32485	87338	818174
SAN JOSE	342	639	378	223	502	181	3137	0	128	40	13	21	1	0	0	107	8	8242	2488	1788	1398	18388
MONROE	12	50	18	15	21	13	142	18	0	9	1	2	0	0	3	1	272	218	112	118	1125	0
QUILLABO	385	2483	1008	458	491	202	1287	44	77	0	7	19	1	0	0	323	15	8853	2728	748	1286	21287
BIG CHAK	373	375	233	64	372	38	1287	2	1	1	0	6	8	0	0	72	1	278	375	148	180	3771
BOYBIDE	48	178	48	58	183	185	328	2	1	2	4	0	0	0	0	7	1	617	428	164	283	2383
YAPACANI	351	818	258	445	374	28	1513	1	1	1	2	3	0	0	0	32	1	244	328	804	57	5281
MANURECILL	0	0	0	0	0	0	0	0	0	0	0	0	0	0	0	0	0	0	0	0	0	0
MUTUN	0	0	0	0	0	0	0	0	0	0	0	0	0	0	0	0	0	879410	0	0	0	879410
PT. BUSH	8	0	0	0	0	0	0	0	0	0	0	0	0	0	0	0	0	0	0	0	0	0
PERU	7182	87548	2104	8557	8580	454	48124	32	18	24	20	42	8	0	0	8	87	8985	18324	10048	17780	128338
CHILE	8751	93178	48971	14703	13024	15318	114642	2844	1718	26811	416	4235	283	0	0	8824	1183	0	0	0	0	238828
ARCEZ	2352	74875	54082	15403	23578	17038	47328	388	317	781	3478	737	150	0	0	8888	825	0	0	0	0	241848
PAR	458	11525	3487	2408	8087	31872	582	440	801	61	648	18	0	0	0	1233	190	0	0	0	0	53117
PERU	323	30825	4771	4584	2547	1298	7218	38	28	56	312	47	2	0	0	1724	444	0	0	0	0	54188
TOTAL	52158	411252	288221	124888	145867	1085520	434654	7887	4898	23815	8783	10227	855	0	0	34887	3197	814558	427277	71937	125287	3168885

A 7-4-51

Lista de OD de Transporte de Carga por Ferrocarril (CON) 2010

O. D.	CHQUIBIS	LA PAZ	COCHABAMBA	ORURO	POTOSI	TARIJA	SANTA CRUZ	SAN JOSÉ	MONROE	QUILLAS	BIO GRAN	BOQUIBE	YAPACAN	MADRECI	MUTUN	PT. BUSH	BERNI	PANDO	BRASIL	CHILE	ARCE PAA	PERU	TOTAL
CHQUIBIS	0	18043	580	27861	36373	1117	52184	2187	1205	914	4	98	1	0	0	0	74	4555	7120	12482	2451	4720	171254
LA PAZ	23	0	848	1654	144	97	585	4	2	4	2	3	0	0	0	0	0	25	1183	3531	377	1815	3235
COCHABAMBA	14	8188	0	14147	418	285	13	277	143	103	8	48	0	0	0	0	3184	795	4211	27444	2482	753	46786
ORURO	220	11868	10259	0	958	0	2899	11	0	13	17	25	0	0	0	0	0	51	21271	212553	8358	1720	278952
POTOSI	4998	3216	3377	5843	0	725	12908	48	32	57	28	107	4	0	0	0	0	181	84640	408273	23089	3864	536417
TARIJA	187	20348	8543	2	1284	0	10988	348	228	185	52	397	1	0	0	0	1529	876	4184	23781	92	4124	76878
SANTA CRUZ	5272	68226	80	18285	23532	32689	0	1040	420	526	1817	882	0	0	0	13408	1257	59612	176278	42454	181948	608077	
SAN JOSÉ	183	2316	490	424	824	136	2424	0	104	38	3	18	0	0	0	128	32	9410	4359	3535	2010	20180	
MONROE	7	70	14	20	30	11	113	13	0	8	1	1	0	0	0	2	1	823	376	220	208	1825	
QUILLAS	372	6184	2140	603	798	188	1194	38	64	1	7	18	1	0	0	745	280	0	3745	748	2078	28187	
BIO GRAN	32	578	272	178	82	23	515	1	1	1	1	4	0	0	0	35	13	818	440	172	518	3464	
BOQUIBE	15	45	29	59	85	78	193	1	1	3	0	0	0	0	0	0	1	1445	1322	121	1048	4467	
YAPACAN	64	445	23	8	283	12	2	0	0	1	0	1	0	0	0	24	2	390	97	785	28	2120	
MADRECI	0	0	0	0	0	0	0	0	0	0	0	0	0	0	0	0	0	0	0	0	0	0	
MUTUN	0	0	0	0	0	0	0	0	0	0	0	0	0	0	0	0	0	0	0	0	0	0	
PT. BUSH	0	0	0	0	0	0	0	0	0	0	0	0	0	0	0	0	0	0	0	0	0	0	
BERNI	18	0	4174	1	19	300	2450	21	12	20	14	3	5	0	0	0	0	101	15315	1	19269	0	48721
PANDO	151	2824	122	375	329	27	175	2	1	2	1	2	0	0	0	33	0	0	1208	858	2758	843	8686
BRASIL	8125	154891	80343	17290	14390	246588	4795	4032	0	857	14078	419	0	0	0	8421	5845	0	0	0	0	0	814981
CHILE	2800	138137	25782	45781	20844	18503	78208	521	423	983	5788	787	65	0	0	1881	0	0	0	0	0	0	341731
ARCE PAA	724	27480	8443	5175	3152	83	37641	1495	1740	2137	53	837	22	0	0	2598	2488	0	0	0	0	0	94843
PERU	598	19485	8485	8158	5755	1048	8034	23	21	48	1078	58	1	0	0	1498	0	0	0	0	0	0	54782
TOTAL	23881	503172	155288	145812	122721	78873	489137	10828	8048	5018	9345	17228	519	0	0	110480	31182	19574	231388	879982	107488	288322	4148914

Lista de OD de Transporte de Carga por Carretera (CON) 2010

O. D.	CHQUIBIS	LA PAZ	COCHABAMBA	ORURO	POTOSI	TARIJA	SANTA CRUZ	SAN JOSÉ	MONROE	QUILLAS	BIO GRAN	BOQUIBE	YAPACAN	MADRECI	MUTUN	PT. BUSH	BERNI	PANDO	BRASIL	CHILE	ARCE PAA	PERU	TOTAL
CHQUIBIS	0	24217	18488	30308	31848	8457	285145	5418	3753	1432	283	2311	12	0	0	0	19873	277	10774	27722	5042	4508	58083
LA PAZ	57	0	2058	2840	286	194	1175	5	4	7	4	12	1	0	0	0	317	24	1382	3031	454	3222	15340
COCHABAMBA	485	15374	0	17812	2022	547	24828	283	142	77	22	59	8	0	0	0	424	56	7144	82103	1277	1268	135818
ORURO	583	32248	23113	0	3285	1900	8745	28	18	28	28	84	4	0	0	0	830	48	18238	55466	2257	2041	146888
POTOSI	17470	21787	21296	20040	0	22823	25202	123	78	120	305	788	13	0	0	1248	94	60585	524845	19775	8872	752814	
TARIJA	8818	17184	7288	11043	25785	0	17377	285	182	187	118	1205	5	0	0	1272	69	7224	31655	11942	6428	14821	
SANTA CRUZ	30838	104812	178754	31817	38878	39608	0	2438	887	915	5725	2423	348	0	0	5284	422	83148	310559	41888	312880	1284383	
SAN JOSÉ	485	900	625	520	770	271	5681	0	213	68	22	23	0	0	0	168	8	6808	3714	2560	2187	29038	
MONROE	18	70	28	28	28	22	248	27	0	15	1	3	0	0	0	6	0	640	311	184	157	1774	
QUILLAS	588	3818	1817	707	771	308	2078	75	127	0	13	30	1	0	0	517	20	12478	4078	1172	1505	24904	
BIO GRAN	680	487	313	95	507	50	1822	3	1	1	0	10	0	0	0	41	1	395	478	182	203	5833	
BOQUIBE	68	132	61	81	278	288	485	3	2	3	6	0	0	0	0	8	1	796	1028	186	306	3748	
YAPACAN	485	1175	371	585	487	38	2383	4	2	2	3	3	0	0	0	56	1	421	482	921	98	7483	
MADRECI	0	0	0	0	0	0	0	0	0	0	0	0	0	0	0	0	0	0	0	0	0	0	
MUTUN	0	0	0	0	0	0	0	0	0	0	0	0	0	0	0	0	0	0	0	0	0	0	
PT. BUSH	0	0	0	0	0	0	0	0	0	0	0	0	0	0	0	0	0	0	0	0	0	0	
BERNI	4707	48835	3180	11265	8885	638	6842	52	27	40	30	66	13	0	0	0	0	95	12810	21208	12829	17848	149980
PANDO	13	575	97	95	40	25	184	2	1	1	1	1	0	0	0	30	0	288	585	231	588	2728	
BRASIL	12854	154388	74038	24835	22811	21837	21837	4048	3868	31807	789	7757	405	0	0	9823	1796	0	0	0	0	0	565881
CHILE	3644	104282	68691	21875	44848	24808	7307	1440	509	1277	4719	1147	-303	0	0	9548	948	0	0	0	0	0	28784
ARCE PAA	785	15887	4882	3388	3355	8873	30377	1007	821	1588	88	883	28	0	0	1828	281	0	0	0	0	0	72887
PERU	328	41907	8327	8268	3887	1775	10337	81	43	96	407	72	4	0	0	2347	883	0	0	0	0	0	74381
TOTAL	78458	548781	682703	180033	250370	133815	730503	14472	9424	37538	12481	14887	1085	0	0	53207	4805	224854	1048871	101094	288215	288215	4188474

A 7-4-52

Lista de OD de Transporte de Carga por Ferrocarril (CON) 2020

O D	CHUBUIS	LA PAZ	COCABAMBA	ORURO	POTOSI	TARIJA	SANTA CRUZ	SAM JOSE	BOMBAY	QUIJANAR	RIO CHICHAS	BOQUIBE	YAPACANI	MADRECI	MITUM	PT. BUSH	BEHÍ	PANCHO	BRASIL	CHILE	ARGENTINA	PERU	TOTAL
CHUBUIS	0	30779	1223	47312	40339	2184	9157	2775	1821	1196	4	105	1	0	0	0	112	7147	4359	20741	4154	8405	281107
LA PAZ	46	0	1121	1824	204	183	425	7	3	5	3	5	0	0	0	0	0	42	972	5078	620	1681	11711
COCABAMBA	29	11671	0	22415	778	474	28	0	216	157	14	51	0	0	0	0	0	1113	14489	50312	4728	1254	114307
ORURO	7646	20855	16408	0	1825	0	4283	18	12	21	40	0	0	0	0	0	0	83	37295	376005	14778	2882	470911
POTOSI	0	18328	6057	11210	0	1891	15304	78	47	88	35	150	4	0	0	0	0	183	113315	817421	44248	5400	828668
TARIJA	2579	27893	11290	3	2080	0	17583	505	357	278	63	581	0	0	0	0	0	927	6450	34605	223	6711	116841
SANTA CRUZ	5319	118066	104	25391	25437	24584	0	1685	671	824	2818	1596	1	0	0	0	0	1895	117070	181246	58964	21281	746895
SAM JOSE	157	2381	578	549	734	200	3542	0	149	53	15	26	0	0	0	0	0	4	11727	5947	4385	4128	34284
BOMBAY	0	91	13	28	22	18	185	18	0	11	1	2	0	0	0	0	0	1	1021	587	275	206	2546
QUIJANAR	374	8451	2528	848	943	254	1873	58	34	0	11	25	1	8	0	0	0	336	0	5322	1158	2035	21241
RIO CHICHAS	5	706	341	213	80	38	424	2	1	1	0	7	0	0	0	0	0	2	793	581	215	723	4813
BOQUIBE	2	128	33	71	58	118	311	2	2	5	0	0	0	0	0	0	0	2	1808	1724	180	1558	5080
YAPACANI	54	571	24	12	255	18	3	1	1	0	1	0	0	0	0	0	0	2	448	143	965	31	2579
MADRECI	0	0	0	0	0	0	0	0	0	0	0	0	0	0	0	0	0	0	0	0	0	0	0
MITUM	0	0	0	0	0	0	0	0	0	0	0	0	0	0	0	0	0	0	0	0	0	0	0
PT. BUSH	0	0	0	0	0	0	0	0	0	0	0	0	0	0	0	0	0	0	0	0	0	0	0
BEHÍ	21	6485	1	32	485	12863	34	16	31	23	4	0	0	0	0	0	0	164	20197	2	22513	0	82081
PANCHO	184	3374	181	468	405	43	294	2	2	2	2	2	0	0	0	0	0	9122	0	0	0	0	688324
BRASIL	907	229658	118755	25145	24476	21122	418247	6890	5881	0	588	30432	604	0	0	0	0	1570	1282	3387	1313	12354	0
CHILE	3754	177158	23841	54354	23642	28334	184987	785	815	1432	8200	1141	94	0	0	0	0	2747	0	0	0	0	648413
ARGENTINA	1180	48373	15285	6545	5870	170	57821	2348	1817	3238	83	987	33	0	0	0	0	3684	0	0	0	0	181782
PERU	671	38813	11226	10823	7537	1798	11188	48	34	73	1259	88	2	0	0	0	0	2065	0	0	0	0	88719
TOTAL	38464	725818	223889	2124073	184338	81819	719584	15186	11689	7399	31468	25254	751	0	0	0	0	29548	330338	1309064	159784	251467	8180848

Lista de OD de Transporte de Carga por Carretera (CON) 2020

O D	CHUBUIS	LA PAZ	COCABAMBA	ORURO	POTOSI	TARIJA	SANTA CRUZ	SAM JOSE	BOMBAY	QUIJANAR	RIO CHICHAS	BOQUIBE	YAPACANI	MADRECI	MITUM	PT. BUSH	BEHÍ	PANCHO	BRASIL	CHILE	ARGENTINA	PERU	TOTAL
CHUBUIS	0	26154	28818	44341	143166	13888	48178	9525	4328	2472	471	3485	21	0	0	0	30482	425	17421	44478	7841	7187	89129
LA PAZ	46	0	1121	1824	204	183	425	7	3	5	3	5	0	0	0	0	0	38	1819	5325	728	2054	28110
COCABAMBA	29	11671	0	22415	778	474	28	0	216	157	14	51	0	0	0	0	0	83	12838	110144	2142	1898	277264
ORURO	7646	20855	16408	0	1825	0	4283	18	12	21	40	0	0	0	0	0	0	75	28180	182128	5481	4847	248182
POTOSI	0	18328	6057	11210	0	1891	15304	78	47	88	35	150	4	0	0	0	0	148	110584	184848	31772	18787	1628595
TARIJA	2579	27893	11290	3	2080	0	17583	505	357	278	63	581	0	0	0	0	0	102	118444	58878	18167	8737	289812
SANTA CRUZ	5319	118066	104	25391	25437	24584	0	1685	671	824	2818	1596	1	0	0	0	0	652	127578	753378	86454	824444	3376477
SAM JOSE	157	2381	578	549	734	200	3542	0	149	53	15	26	0	0	0	0	0	12	10443	5801	2322	2158	37871
BOMBAY	0	91	13	28	22	18	185	18	0	11	1	2	0	0	0	0	0	1	1001	581	229	228	2748
QUIJANAR	374	8451	2528	848	943	254	1873	58	34	0	11	25	1	8	0	0	0	27	18822	8686	1874	2168	44177
RIO CHICHAS	5	706	341	213	80	38	424	2	1	1	0	7	0	0	0	0	0	52	840	756	212	283	7263
BOQUIBE	2	128	33	71	58	118	311	2	2	5	0	0	0	0	0	0	0	14	1237	1688	278	474	5887
YAPACANI	54	571	24	12	255	18	3	1	1	0	1	0	0	0	0	0	0	2	578	747	1193	141	18681
MADRECI	0	0	0	0	0	0	0	0	0	0	0	0	0	0	0	0	0	0	0	0	0	0	0
MITUM	0	0	0	0	0	0	0	0	0	0	0	0	0	0	0	0	0	0	0	0	0	0	0
PT. BUSH	0	0	0	0	0	0	0	0	0	0	0	0	0	0	0	0	0	0	0	0	0	0	0
BEHÍ	21	6485	1	32	485	12863	34	16	31	23	4	0	0	0	0	0	0	340	17421	44478	7841	7187	89129
PANCHO	184	3374	181	468	405	43	294	2	2	2	2	2	0	0	0	0	0	9122	0	0	0	0	688324
BRASIL	907	229658	118755	25145	24476	21122	418247	6890	5881	0	588	30432	604	0	0	0	0	1570	1282	3387	1313	12354	0
CHILE	3754	177158	23841	54354	23642	28334	184987	785	815	1432	8200	1141	94	0	0	0	0	2747	0	0	0	0	648413
ARGENTINA	1180	48373	15285	6545	5870	170	57821	2348	1817	3238	83	987	33	0	0	0	0	3684	0	0	0	0	181782
PERU	671	38813	11226	10823	7537	1798	11188	48	34	73	1259	88	2	0	0	0	0	2065	0	0	0	0	88719
TOTAL	116488	828377	572728	2716438	388118	188081	1181259	24413	15887	58822	18580	28413	1448	0	0	0	0	48598	29548	313782	148280	251467	1286885

A 7-4-53

Lista de OD de Transporte de Carga por Ferrocarril (SIN) 2000

OD	COQUIMBO	LA PAZ	COCHABAMBO	ORURO	POTOSI	TARJAJA	SANTA CRUZ	SMA JOS	BANDER	QUIJANGA	RIO GRAN	BOYBUE	YAPACANI	MADREDEI	MUTUR	PT. BUSH	AREI	PANDE	BRAZIL	CHILE	ARGENTINA	PERU	TOTAL
COQUIMBO	0	11089	0	11829	38016	514	31775	1581	953	682	2	58	1	0	0	0	2833	2887	9220	1854	3700	124446	
LA PAZ	13	0	132	557	62	43	258	2	1	2	2	7	8	0	0	0	18	369	1867	224	288	3877	
COCHABAMBO	13	2048	0	3232	46	115	0	213	110	74	5	27	6	0	0	2501	445	5337	5012	1403	301	26327	
ORURO	125	7281	0	397	0	1293	8	5	9	10	15	15	6	0	0	0	31	12785	115812	4451	1060	148888	
POTOSI	3844	6979	774	2448	0	845	8781	32	21	37	19	77	2	0	0	5	61	34818	288738	13715	2155	384712	
TARJAJA	958	12282	4318	1	1418	0	4584	206	137	115	21	131	1	0	0	1068	492	2778	14814	11	2373	462325	
SANTA CRUZ	6511	58798	4	10182	18283	23375	8	880	318	551	682	556	0	0	0	9377	951	94313	129147	23087	102544	479878	
SMA JOS	178	2045	382	341	310	80	2013	0	77	28	7	11	0	0	0	108	25	18125	3848	2081	2888	25728	
BANDER	7	57	11	15	22	6	91	10	8	2	5	0	0	0	0	2	0	943	332	198	229	1912	
QUIJANGA	32	5784	1846	872	676	104	816	28	46	0	5	11	0	0	0	657	222	0	3188	538	2187	17145	
RIO GRAN	9	472	210	138	75	9	217	1	0	0	0	3	0	0	0	44	10	644	416	122	500	2848	
BOYBUE	2	66	16	48	45	37	111	1	1	1	1	0	0	0	0	0	0	1473	1221	87	1113	4384	
YAPACANI	64	274	16	3	213	6	1	1	1	0	0	0	0	0	0	18	1	343	44	581	9	1578	
MADREDEI	0	0	0	0	0	0	0	0	0	0	0	0	0	0	0	0	0	0	0	0	0	0	
MUTUR	0	0	0	0	0	0	0	0	0	0	0	0	0	0	0	0	0	0	0	0	0	0	
PT. BUSH	0	0	0	0	0	0	0	0	0	0	0	0	0	0	0	0	0	0	0	0	0	0	
AREI	24	10	2729	8	76	164	6557	15	9	13	3	1	4	0	0	0	62	15325	44	15082	14	38127	
PANDE	123	2046	80	284	244	18	107	1	1	1	0	1	0	0	0	20	0	938	583	2321	888	7311	
BRAZIL	4994	116435	81873	12714	13948	9280	202181	3016	3188	363	483	5555	383	0	0	8411	3710	0	0	0	0	0	448787
CHILE	2328	98878	8247	34113	35108	11138	58328	354	281	643	483	488	30	0	0	20	1487	0	0	0	0	0	238858
ARGENTINA	528	22543	6889	3689	2789	8	22246	1022	835	1474	30	258	13	0	0	1863	1570	0	0	0	0	0	68318
PERU	344	14883	5201	8238	4192	518	5153	18	13	32	839	34	0	0	0	1	1090	0	0	0	0	0	38713
TOTAL	18421	354814	52863	98713	112237	45870	341880	7978	6028	3445	7014	11321	414	0	0	22518	12956	188894	683804	72443	121811	2118581	

Lista de OD de Transporte de Carga por Carretera (SIN) 2000

OD	COQUIMBO	LA PAZ	COCHABAMBO	ORURO	POTOSI	TARJAJA	SANTA CRUZ	SMA JOS	BANDER	QUIJANGA	RIO GRAN	BOYBUE	YAPACANI	MADREDEI	MUTUR	PT. BUSH	AREI	PANDE	BRAZIL	CHILE	ARGENTINA	PERU	TOTAL
COQUIMBO	0	10288	11715	26583	47406	5788	182798	3198	1598	818	166	1457	7	0	0	0	12339	178	18971	18804	2854	3051	351192
LA PAZ	37	0	1594	1807	148	140	812	3	2	4	3	4	1	0	0	138	16	614	2184	256	857	8550	
COCHABAMBO	381	12131	0	17540	1411	412	10458	125	68	39	14	38	3	0	0	281	38	3347	44437	853	925	98719	
ORURO	372	28780	19407	0	2280	1284	4884	17	10	18	17	42	3	0	0	400	31	7887	31182	2894	1868	82444	
POTOSI	8822	14728	15225	13888	0	14282	23178	84	50	78	188	491	7	0	0	785	62	30878	180795	11082	4701	338258	
TARJAJA	5716	18731	7523	7889	18880	0	13227	194	120	108	85	824	3	0	0	1041	48	4838	22809	8072	4288	111458	
SANTA CRUZ	23819	88485	131371	24542	23742	48812	0	1321	512	554	3872	1581	248	0	0	3524	285	58046	104084	22408	102088	654872	
SMA JOS	383	715	377	353	542	180	3118	8	125	39	12	21	1	0	0	107	5	4235	2728	1748	2015	16844	
BANDER	12	53	18	18	22	13	141	18	0	3	1	2	0	0	0	3	1	372	227	112	143	1181	
QUIJANGA	418	2832	899	480	521	281	1259	44	78	0	7	18	1	0	0	223	15	9453	2795	743	1302	21715	
RIO GRAN	372	441	253	70	372	39	1285	2	1	1	0	6	0	0	0	32	1	278	375	141	213	2443	
BOYBUE	48	170	40	58	183	195	318	2	1	2	4	0	0	0	0	7	1	617	837	184	293	2818	
YAPACANI	385	937	258	448	483	28	1513	1	1	1	2	3	0	0	0	32	1	244	352	804	80	5583	
MADREDEI	0	0	0	0	0	0	0	0	0	0	0	0	0	0	0	0	0	0	0	0	0	0	
MUTUR	0	0	0	0	0	0	0	0	0	0	0	0	0	0	0	0	0	0	0	0	0	0	
PT. BUSH	0	0	0	0	0	0	0	0	0	0	0	0	0	0	0	0	0	0	0	0	0	0	
AREI	3788	48571	2884	8538	1884	431	4588	31	18	24	20	42	8	0	0	0	0	67940	0	0	0	0	67940
PANDE	18	384	84	85	28	17	108	1	1	2	1	1	0	0	0	20	0	284	373	172	380	1850	
BRAZIL	7100	98874	48831	15258	14538	15252	118418	2037	1713	20813	412	4329	202	0	0	5812	1173	8381	18213	10069	17164	128286	
CHILE	2248	75878	81552	15435	23544	18854	49425	408	314	801	3478	733	358	0	0	4872	629	0	0	0	0	0	348248
ARGENTINA	248	11487	3733	2384	3473	6887	21820	581	448	788	81	848	18	0	0	1331	188	0	0	0	0	0	52888
PERU	222	28848	8124	6584	3343	1231	7815	39	27	41	358	48	2	0	0	1735	440	0	0	0	0	0	84138
TOTAL	54853	431183	302885	123805	192553	103741	451383	8074	5085	23869	8812	10208	815	0	0	24883	3171	818589	437825	71853	148883	3188781	

A 7-4-54
Lista de OD de Transporte de Carga por Ferrocarril (SIN) 2010

OD	CHUQUISAC	LA PAZ	COCHABAM	ORURO	POTOSI	TARJIA	SANTA CR	SAN JOS	ROBURE	QUILLAR	RIO GRAN	BOLIVIRE	YAPACAN	MARQUECI	MUTUM	PT. BUSH	BEHI	PARPO	BRASIL	CHILE	AMCZ. PAR	PERU	TOTAL	
CHUQUISAC	0	18072	213	27982	38328	1122	39530	1775	1100	811	4	94	1	0	0	0	59	4558	2180	12548	2485	4755	154711	
LA PAZ	23	0	317	1062	145	58	421	4	2	4	2	1	0	0	0	0	0	25	1073	3541	378	1817	8715	
COCHABAM	5	3200	0	4231	270	255	5	277	140	103	6	41	0	0	0	0	3866	708	8335	13781	2537	802	30530	
ORURO	231	11938	3086	0	984	0	2125	9	7	12	18	27	0	0	0	0	1	51	1987	212801	8364	1743	289437	
POTOSI	4115	3381	2235	5920	0	790	10304	43	29	53	27	109	3	0	0	0	1	101	59564	403372	32885	2887	528748	
TARJIA	1858	20907	7802	2	1286	0	11061	248	228	185	52	399	1	0	0	0	1530	876	4190	22887	92	4145	78282	
SANTA CRU	3811	73172	31	14058	20553	33737	0	1947	432	523	1827	939	0	0	0	0	13530	145887	59868	42540	3537	2510	503098	
SAN JOS	150	2188	431	352	558	137	2443	0	104	36	5	18	0	0	0	0	128	32	8416	4118	357	384	1878	
ROBURE	8	55	18	28	11	120	13	0	8	1	1	1	0	0	0	0	2	1	833	358	220	184	1878	
QUILLAR	231	8538	2143	726	735	163	1201	39	64	0	7	18	1	0	0	0	745	280	0	3935	751	1935	18278	
RIO GRAN	12	479	272	166	83	23	518	1	1	1	0	4	0	0	0	0	55	13	616	448	484	3148	4348	
BOLIVIRE	3	48	25	58	65	75	194	1	1	1	3	0	0	0	0	0	0	1	1446	1324	121	1098	4463	
YAPACAN	48	344	23	4	244	12	2	0	0	1	0	1	0	0	0	0	24	2	351	75	795	18	1942	
MARQUECI	0	0	0	0	0	0	0	0	0	0	0	0	0	0	0	0	0	0	0	0	0	0	0	
MUTUM	0	0	0	0	0	0	0	0	0	0	0	0	0	0	0	0	0	0	0	0	0	0	0	
PT. BUSH	0	0	0	0	0	0	0	0	0	0	0	0	0	0	0	0	0	0	0	0	0	0	0	
BEHI	14	0	4154	0	14	302	7485	21	12	20	14	3	5	0	0	0	33	0	1807	861	2757	646	8521	
PARPO	151	2127	123	376	229	27	178	2	1	2	1	2	0	0	0	0	8460	3455	0	0	0	0	58373	
BRASIL	8149	14181	80450	15706	16883	14857	269966	4805	4838	0	859	14884	419	0	0	0	8840	0	0	0	0	0	0	214984
CHILE	2885	18327	12742	45849	30958	18594	74737	502	404	323	3787	770	50	0	0	0	2388	2470	0	0	0	0	0	94137
AMCZ. PAR	735	27523	9128	5166	3156	81	37886	1495	1340	2138	53	638	22	0	0	0	2388	2470	0	0	0	0	0	52858
PERU	507	19802	8155	8170	5755	1054	7878	28	13	48	1023	56	1	0	0	0	31223	14800	224116	831901	107901	164283	3852388	
TOTAL	20754	471030	128845	120172	117459	71870	474461	10411	7427	4873	9362	17238	504	0	0	0	1106880	14800	224116	831901	107901	164283	3852388	

Lista de OD de Transporte de Carga por Carretera (SIN) 2010

OD	CHUQUISAC	LA PAZ	COCHABAM	ORURO	POTOSI	TARJIA	SANTA CR	SAN JOS	ROBURE	QUILLAR	RIO GRAN	BOLIVIRE	YAPACAN	MARQUECI	MUTUM	PT. BUSH	BEHI	PARPO	BRASIL	CHILE	AMCZ. PAR	PERU	TOTAL	
CHUQUISAC	0	24184	18835	30285	95383	8481	310478	5808	2958	1525	233	2311	12	0	0	0	19488	278	10724	27833	5028	4448	948828	
LA PAZ	57	0	2408	2834	395	193	1853	5	4	7	4	12	1	0	0	0	217	24	1472	3821	452	3220	18096	
COCHABAM	484	18072	0	27728	2182	577	28454	283	142	77	22	64	6	0	0	0	432	58	7140	78208	1422	1418	183714	
ORURO	582	32178	30486	0	3353	1900	7113	30	17	29	27	63	4	0	0	0	820	48	18243	55418	3248	3031	158582	
POTOSI	17445	21712	22248	20005	0	22818	31823	138	81	134	384	797	14	0	0	0	1248	94	35871	524768	18748	9848	781393	
TARJIA	8815	17084	8207	11043	35783	0	17345	285	182	187	318	1203	5	0	0	0	1272	69	7202	31729	11942	4415	144884	
SANTA CRU	31829	120458	175803	35540	42337	39580	0	2412	884	912	5715	2417	388	0	0	0	5233	420	88853	341248	41810	364414	1308344	
SAN JOS	518	1020	834	602	846	270	5848	0	213	88	22	33	2	0	0	0	188	8	18802	3955	2958	2487	25851	
ROBURE	17	75	29	28	37	22	248	27	0	15	1	3	0	0	0	0	8	0	840	328	188	177	1821	
QUILLAR	821	4275	1818	782	834	307	2872	75	127	0	13	36	1	0	0	0	517	20	12478	4220	1189	1848	38823	
RIO GRAN	480	578	313	107	507	50	1813	3	1	1	0	10	0	0	0	0	41	1	395	478	183	239	5157	
BOLIVIRE	88	121	65	81	279	287	484	3	2	3	6	0	0	0	0	0	9	1	785	1988	198	308	2738	
YAPACAN	481	1277	371	574	526	38	2383	4	2	2	3	3	0	0	0	0	58	1	420	514	921	94	7870	
MARQUECI	0	0	0	0	0	0	0	0	0	0	0	0	0	0	0	0	0	0	0	0	0	0	0	
MUTUM	0	0	0	0	0	0	0	0	0	0	0	0	0	0	0	0	0	0	0	0	0	0	0	
PT. BUSH	0	0	0	0	0	0	0	0	0	0	0	0	0	0	0	0	0	0	0	0	0	0	0	
BEHI	4711	68125	3140	11257	8930	627	8337	52	27	40	30	88	13	0	0	0	0	34	12888	21281	12033	17889	148881	
PARPO	13	572	91	94	25	163	2	1	1	1	1	1	0	0	0	0	30	0	298	582	130	583	2713	
BRASIL	18284	16889	70772	28278	24009	23054	214289	4043	3801	13182	707	7752	405	0	0	0	8804	1780	0	0	0	0	0	801288
CHILE	3828	104008	79111	21811	44822	24715	77818	889	528	1315	4738	1144	218	0	0	0	9548	940	0	0	0	0	0	377081
AMCZ. PAR	784	7824	5218	3353	3349	38332	1007	821	1384	88	882	28	0	0	0	0	1884	290	0	0	0	0	0	72313
PERU	327	41470	8287	8257	3883	1770	11301	84	45	99	482	72	4	0	0	0	2347	857	23428	189332	101888	411284	4485784	
TOTAL	81783	821880	420888	184872	185442	113818	753178	14888	9845	37883	12534	18845	1180	0	0	0	53288	4779	23428	189332	101888	411284	4485784	

A 7-4-56

2000 CARGA TOTAL (WITH)
 (1) Carga de Ferrocarril • CANTIDAD DE TRANSPORTE EN CADA SECCION
 Tonelada-km • 2000 • CON FERROVIA

SECCION	CANTIDAD (ton)	DESTANCIA (km)	TON-KM (x1000)	SECCION	CANTIDAD (ton)	DESTANCIA (km)	TON-KM (x1000)
LA PAZ - VIACHA	9,174	41	376	VILLAZON - TUPIZA	41,105	75	3,083
VIACHA - SAN PEDRO	65,411	198	12,951	TUPIZA - UYUNI	78,809	213	16,786
SAN PEDRO - ORURO	280,424	6	1,683	UYUNI - RIO MURATO	173,651	105	18,254
ORURO - RIO MURATO	207,798	209	43,430	RIO MURATO - ORURO	229,073	209	47,876
RIO MURATO - UYUNI	507,793	105	53,318	ORURO - SAN PEDRO	351,963	6	2,112
UYUNI - TUPIZA	42,156	213	8,979	SAN PEDRO - VIACHA	522,555	198	103,466
TUPIZA - VILLAZON	29,251	75	2,194	VIACHA - LA PAZ	384,714	41	15,773
RIO MURATO - POTOSI	89,473	173	15,479	SUCRE - POITOSI	86,482	175	15,134
POTOSI - SUCRE	14,272	175	2,498	POTOSI - RIO MURATO	444,733	173	76,939
VIACHA - GUAQUI	136,367	66	9,000	GUAQUI - VIACHA	40,743	66	2,689
VIACHA - CHARANA	117,801	209	24,620	CHARANA - VIACHA	131,825	209	27,551
UYUNI - AVAROA	498,451	172	85,734	AVAROA - UYUNI	127,813	172	21,984
SAN PEDRO - COCHABAMBA	178,274	205	36,346	COCHABAMBA - SAN PEDRO	563,878	205	113,593
COCHABAMBA - AIQUIRE	5,668	215	1,219	AIQUIRE - COCHABAMBA	48,108	215	10,343
SANTA CRUZ - SAN JOSE	188,580	261	49,219	BRAZIL - QUIJARRO	455,187	1	455
SAN JOSE - ROBORE	194,293	137	26,618	QUIJARRO - ROBORE	472,790	237	112,031
ROBORE - QUIJARRO	192,343	237	45,585	ROBORE - SAN JOSE	470,553	137	64,486
QUIJARRO - BRAZIL	168,844	1	189	SAN JOSE - SANTA CRUZ	482,873	261	126,030
SANTA CRUZ - RIO GRANDE	93,263	152	14,176	YACUIBA - VILLA MONTES	33,064	21	684
RIO GRANDE - BOYUIBE	91,349	190	17,356	VILLA MONTES - BOYUIBE	42,108	188	7,916
BOYUIBE - VILLA MONTES	84,134	188	15,817	BOYUIBE - RIO GRANDE	42,668	190	8,107
VILLA MONTES - YACUIBA	51,567	21	1,083	RIO GRANDE - SANTA CRUZ	38,380	152	5,834
SANTA CRUZ - YAPACANI	419	204	39,020	YAPACANI - SANTA CRUZ	1,700	204	347

TOTAL EN TON x KM 1310577.0

CARRERA (INTER MODAL)

COCHABAMBA - SANTA CRUZ	191,274	478	91,429	SANTA CRUZ - COCHABAMBA	607,092	478	290,190
QUIJARRO - MUTUN	25	0	0	PUERTO BUSCH - MUTUN	115	0	0
MUTUN - PUERTO BUSCH	115	0	0	MUTUN - QUIJARRO	25	0	0
TARIJA - TUPIZA	37,723	163	6,149	TUPIZA - TARIJA	12,924	163	2,107
TARIJA - VILLA MONTES	9,045	264	2,388	VILLA MONTES - TARIJA	32,567	264	8,598
COCHABAMBA - TRINIDAD	2,653	244	647	TRINIDAD - COCHABAMBA	2,986	244	729
SANTA CRUZ - TRINIDAD	19,863	550	10,925	TRINIDAD - SANTA CRUZ	35,095	550	19,302

TOTAL EN TON x KM 432482.79

A.7-4-56

(2) Carga de Ferrocarril -
Tonelada-km • 2000 - SIN

2000 CARGA TOTAL (WITHOUT)
CANTIDAD DE TRANSPORTE EN CADA SECCION
FERROVIA

SECCION	CANTIDAD (ton)	DESTANCIA (Km)	TON•KM (x1000)	SECCION	CANTIDAD (ton)	DESTANCIA (Km)	TON•KM (x1000)
LA PAZ - VIACHA	8,926	41	366	VILLAZON - TUPIZA	40,861	75	3,085
VIACHA - SAN PEDRO	63,141	198	12,502	TUPIZA - UYUNI	78,038	213	16,622
SAN PEDRO - ORURO	257,191	6	1,543	UYUNI - RIO MURATO	183,627	103	17,191
ORURO - RIO MURATO	193,754	209	40,495	RIO MURATO - ORURO	215,852	209	45,113
RIO MURATO - UYUNI	497,265	105	52,213	ORURO - SAN PEDRO	333,557	6	2,001
UYUNI - TUPIZA	42,238	213	8,997	SAN PEDRO - VIACHA	487,788	198	96,582
TUPIZA - VILLAZON	29,249	75	2,194	VIACHA - LA PAZ	384,909	41	14,981
RIO MURATO - POTOSI	86,285	173	14,927	SUCRE - POITOSI	86,211	175	15,087
POTOSI - SUCRE	13,907	175	2,434	POTOSI - RIO MURATO	442,064	173	76,477
VIACHA - GUAQUI	121,611	66	8,026	GUAQUI - VIACHA	38,713	66	2,559
VIACHA - CHARANA	117,862	209	24,633	CHARANA - VIACHA	132,097	209	27,808
UYUNI - AVAROA	488,042	172	83,943	AVAROA - UYUNI	118,562	172	20,393
SAN PEDRO - COCHABAMBA	157,186	205	32,223	COCHABAMBA - SAN PEDRO	505,467	205	103,621
COCHABAMBA - AIQUIRE	4,542	215	977	AIQUIRE - COCHABAMBA	38,234	215	8,220
SANTA CRUZ - SAN JOSE	186,197	261	48,597	BRAZIL - QUIJARRO	448,767	1	449
SAN JOSE - ROBORE	192,123	137	26,321	QUIJARRO - ROBORE	485,911	237	110,421
ROBORE - QUIJARRO	190,279	237	45,096	ROBORE - SAN JOSE	463,641	137	63,519
QUIJARRO - BRAZIL	186,834	1	187	SAN JOSE - SANTA CRUZ	475,488	261	124,097
SANTA CRUZ - RIO GRANDE	93,424	152	14,200	YACUIBA - VILLA MONTES	33,115	21	695
RIO GRANDE - BOYUIBE	91,541	190	17,393	VILLA MONTES - BOYUIBE	42,155	188	7,925
BOYUIBE - VILLA MONTES	84,316	188	15,851	BOYUIBE - RIO GRANDE	42,711	190	8,115
VILLA MONTES - YACUIBA	51,655	21	1,085	RIO GRANDE - SANTA CRUZ	38,327	152	5,826
SANTA CRUZ - YAPACANI	410	204	84	YAPACANI - SANTA CRUZ	1,558	204	318

TOTAL EN TON x KM 1225137.5

CARRETERA (INTER MODAL)

COCHABAMBA - SANTA CRUZ	175,086	478	83,691	SANTA CRUZ - COCHABAMBA	562,047	478	268,658
QUIJARRO - MUTUN	25	25	0	PUERTO BUSCH - MUTUN	115	115	0
MUTUN - PUERTO BUSCH	115	115	0	MUTUN - QUIJARRO	25	25	0
TARIJA - TUPIZA	37,195	163	6,063	TUPIZA - TARIJA	13,009	163	2,120
TARIJA - VILLA MONTES	9,039	264	2,388	VILLA MONTES - TARIJA	32,661	264	8,623
COCHABAMBA - TRINIDAD	2,632	244	642	TRINIDAD - COCHABAMBA	2,968	244	724
SANTA CRUZ - TRINIDAD	19,868	550	10,927	TRINIDAD - SANTA CRUZ	35,155	550	19,335

TOTAL EN TON x KM 403170.67

A 7-4-56

(3) Carga de Ferrocarril.
Tonelada-km • 2010 • CON

2010 CARGA TOTAL(WITH)
CANTIDAD DE TRANSPORTE EN CADA SECCION
FERROVIA

SECCION	CANTIDAD (ton)	DESTANCIA (km)	TON•KM (x1000)	SECCION	CANTIDAD (ton)	DESTANCIA (km)	TON•KM (x1000)
LA PAZ - VIACHA	16,081	41	659	VILLAZON - TUPIZA	51,856	75	3,889
VIACHA - SAN PEDRO	88,447	198	17,513	TUPIZA - UYUNI	112,758	213	24,017
SAN PEDRO - ORURO	384,916	6	2,309	UYUNI - RIO MURATO	228,009	105	23,941
ORURO - RIO MURATO	287,870	209	60,165	RIO MURATO - ORURO	348,725	209	73,093
RIO MURATO - UYUNI	677,403	105	71,127	ORURO - SAN PEDRO	571,211	6	3,427
UYUNI - TUPIZA	69,064	213	14,711	SAN PEDRO - VIACHA	785,071	198	155,444
TUPIZA - VILLAZON	47,353	75	3,551	VIACHA - LA PAZ	520,096	41	21,524
RIO MURATO - POTOSI	100,142	173	17,325	SUCRE - POITOSI	115,410	175	20,197
POTOSI - SUCRE	17,774	175	3,110	POTOSI - RIO MURATO	611,485	173	105,787
VIACHA - GUAQUI	206,332	66	13,618	GUAQUI - VIACHA	54,792	66	3,616
VIACHA - CHARANA	216,941	69	14,969	CHARANA - VIACHA	175,872	209	36,757
UYUNI - AVAROA	659,041	172	113,355	AVAROA - UYUNI	165,659	172	28,528
SAN PEDRO - COCHABAMBA	269,408	205	55,229	COCHABAMBA - SAN PEDRO	779,737	205	159,846
COCHABAMBA - AIQUIRE	5,287	215	1,137	AIQUIRE - COCHABAMBA	55,844	215	12,006
SANTA CRUZ - SAN JOSE	235,944	261	61,581	BRAZIL - QUIJARRO	614,981	1	615
SAN JOSE - ROBORE	239,516	137	32,814	QUIJARRO - ROBORE	635,178	237	150,537
ROBORE - QUIJARRO	236,406	237	56,028	ROBORE - SAN JOSE	632,165	137	86,607
QUIJARRO - BRAZIL	231,388	1	231	SAN JOSE - SANTA CRUZ	644,783	261	168,283
SANTA CRUZ - RIO GRANDE	134,672	152	20,470	YACUIBA - VILLA MONTES	52,592	21	1,104
RIO GRANDE - BOYUIBE	131,356	190	24,958	VILLA MONTES - BOYUIBE	70,469	188	13,248
BOYUIBE - VILLA MONTES	119,454	188	22,457	BOYUIBE - RIO GRANDE	70,235	190	13,345
VILLA MONTES - YACUIBA	70,447	21	1,479	RIO GRANDE - SANTA CRUZ	64,451	152	9,797
SANTA CRUZ - YAPACANI	514	204	105	YAPACANI - SANTA CRUZ	2,106	204	430
QUIJARRO - MUTUN		25	0	PUERTO BUSCH - MUTUN		115	0
MUTUN - PUERTO BUSCHI,106,690		115	127,269	MUTUN - QUIJARRO		25	0
COCHABAMBA - SANTA CRUZ	266,315	478	127,299	SANTA CRUZ - COCHABAMBA	814,279	478	389,225
TARIJA - TUPIZA	61,057	163	9,952	TUPIZA - TARIJA	21,866	163	3,564
TARIJA - VILLA MONTES	17,878	264	4,730	VILLA MONTES - TARIJA	49,007	264	12,938
COCHABAMBA - TRINIDAD	4,093	244	999	TRINIDAD - COCHABAMBA	4,314	244	1,053
SANTA CRUZ - TRINIDAD	27,165	550	14,941	TRINIDAD - SANTA CRUZ	42,403	550	23,322
				TOTAL EN TON x KM 1,852,009			
C A R R E T E R A (I N T E R M O D A L)							
COCHABAMBA - SANTA CRUZ	266,315	478	127,299	SANTA CRUZ - COCHABAMBA	814,279	478	389,225
TARIJA - TUPIZA	61,057	163	9,952	TUPIZA - TARIJA	21,866	163	3,564
TARIJA - VILLA MONTES	17,878	264	4,730	VILLA MONTES - TARIJA	49,007	264	12,938
COCHABAMBA - TRINIDAD	4,093	244	999	TRINIDAD - COCHABAMBA	4,314	244	1,053
SANTA CRUZ - TRINIDAD	27,165	550	14,941	TRINIDAD - SANTA CRUZ	42,403	550	23,322
				TOTAL EN TON x KM 588,012			

A.7-4-56

(4) Carga de Ferrocarril •

Tonelada-km • 2010 • SIN

2010 CARGA TOTAL (WITHOUT)		CANTIDAD DE TRANSPORTE EN CADA SECCION FERROVIA		CANTIDAD DESTANCIA		TON•KM	
SECCION	(ton)	(km)	(x1000)	SECCION	(ton)	(km)	(x1000)
LA PAZ - VIACHA	15,583	41	639	VILLAZON - TUPIZA	51,352	75	3,851
VIACHA - SAN PEDRO	85,222	198	16,874	TUPIZA - UYUNI	111,462	213	23,741
SAN PEDRO - ORURO	318,360	6	1,910	UYUNI - RIO MURATO	208,992	105	21,944
ORURO - RIO MURATO	236,840	209	49,500	RIO MURATO - ORURO	321,829	209	67,262
RIO MURATO - UYUNI	632,629	105	66,426	ORURO - SAN PEDRO	533,614	6	3,202
UYUNI - TUPIZA	69,046	213	14,707	SAN PEDRO - VIACHA	710,702	198	140,719
TUPIZA - VILLAZON	47,257	75	3,544	VIACHA - LA PAZ	488,037	41	20,010
RIO MURATO - POTOSI	94,144	173	16,287	SUCRE - POITOSI	114,568	175	20,049
POTOSI - SUCRE	16,937	175	2,964	POTOSI - RIO MURATO	602,864	173	104,295
VIACHA - GUAQUI	164,223	66	10,839	GUAQUI - VIACHA	52,058	66	3,436
VIACHA - CHARANA	217,002	209	45,353	CHARANA - VIACHA	176,143	209	38,614
UYUNI - AVARCA	614,499	172	105,694	AVARCA - UYUNI	148,351	172	25,516
SAN PEDRO - COCHABAMBA	228,156	205	46,772	COCHABAMBA - SAN PEDRO	638,362	205	130,868
COCHABAMBA - AIQUIRE	3,817	215	821	AIQUIRE - COCHABAMBA	40,143	215	8,631
SANTA CRUZ - SAN JOSE	227,870	261	59,474	BRAZIL - QUIJARRO	599,373	1	599
SAN JOSE - ROBORE	231,872	137	31,786	QUIJARRO - ROBORE	618,651	237	146,620
ROBORE - QUIJARRO	228,989	237	54,270	ROBORE - SAN JOSE	615,586	137	84,335
QUIJARRO - BRAZIL	224,116	1	224	SAN JOSE - SANTA CRUZ	627,355	261	163,740
SANTA CRUZ - RIO GRANDE	134,801	152	20,490	YACUBA - VILLA MONTES	52,640	21	1,105
RIO GRANDE - BOYUBE	131,530	190	24,991	VILLA MONTES - BOYUBE	70,576	188	13,268
BOYUBE - VILLA MONTES	119,624	188	22,499	BOYUBE - RIO GRANDE	70,334	190	13,363
VILLA MONTES - YACUBA	70,499	21	1,480	RIO GRANDE - SANTA CRUZ	64,421	152	9,792
SANTA CRUZ - YAPACANI	498	204	102	YAPACANI - SANTA CRUZ	1,918	204	391
QUIJARRO - MUTUN		25	0	PUERTO BUSCH - MUTUN		115	0
MUTUN - PUERTO BUSCH	106,690	115	127,269	MUTUN - QUIJARRO		25	0
COCHABAMBA - SANTA CRUZ	234,720	478	112,196	SANTA CRUZ - COCHABAMBA	699,728	478	334,470
TARIJA - TUPIZA	60,266	163	9,823	TUPIZA - TARIJA	21,944	163	3,577
TARIJA - VILLA MONTES	17,936	264	4,735	VILLA MONTES - TARIJA	49,126	264	12,969
COCHABAMBA - TRINIDAD	4,079	244	995	TRINIDAD - COCHABAMBA	4,326	244	1,056
SANTA CRUZ - TRINIDAD	27,219	550	14,970	TRINIDAD - SANTA CRUZ	42,469	550	23,358
				TOTAL EN TON X KM 1,766,440			
				CARRETERA (INTER MODAL)			
COCHABAMBA - SANTA CRUZ	234,720	478	112,196	SANTA CRUZ - COCHABAMBA	699,728	478	334,470
TARIJA - TUPIZA	60,266	163	9,823	TUPIZA - TARIJA	21,944	163	3,577
TARIJA - VILLA MONTES	17,936	264	4,735	VILLA MONTES - TARIJA	49,126	264	12,969
COCHABAMBA - TRINIDAD	4,079	244	995	TRINIDAD - COCHABAMBA	4,326	244	1,056
SANTA CRUZ - TRINIDAD	27,219	550	14,970	TRINIDAD - SANTA CRUZ	42,469	550	23,358
				TOTAL EN TON X KM 518,150			

A 7-4-56

(5) Carga de Ferrocarril •

Tonelada-km • 2020 • CON

2020 CARGA TOTAL (WITH)

CANTIDAD DE TRANSPORTE EN CADA SECCION

FERROVIA

SECCION	CANTIDAD DESTANCIA (ton) (km)	TON•KM (x1000)	SECCION	CANTIDAD DESTANCIA (ton) (km)	TON•KM (x1000)
LA PAZ - VIACHA	20,847	41	VILLAZON - TUPIZA	85,351	75
VIACHA - SAN PEDRO	115,335	196	TUPIZA - UYUNI	175,919	213
SAN PEDRO - ORURO	472,837	6	UYUNI - RIO MURATO	313,263	105
ORURO - RIO MURATO	343,037	209	RIO MURATO - ORURO	535,847	209
RIO MURATO - UYUNI	959,873	105	ORURO - SAN PEDRO	927,764	6
UYUNI - TUPIZA	114,533	213	SAN PEDRO - VIACHA	1,160,700	198
TUPIZA - VILLAZON	79,853	75	VIACHA - LA PAZ	751,945	41
RIO MURATO - POTOSI	122,394	173	SUCRE - POITOSI	180,727	175
POTOSI - SUCRE	25,504	175	POTOSI - RIO MURATO	961,970	173
VIACHA - GUAQUI	251,467	66	GUAQUI - VIACHA	85,719	66
VIACHA - CHARANA	382,923	209	CHARANA - VIACHA	234,404	209
UYUNI - AVAROA	922,163	172	AVAROA - UYUNI	214,009	172
SAN PEDRO - COCHABAMBA	399,342	205	COCHABAMBA - SAN PEDRO	989,780	205
COCHABAMBA - AIQUIRE	5,360	215	AIQUIRE - COCHABAMBA	70,380	215
SANTA CRUZ - SAN JOSE	338,972	261	BRAZIL - QUIJARRO	596,334	1
SAN JOSE - ROBORE	342,580	137	QUIJARRO - ROBORE	922,675	237
ROBORE - QUIJARRO	337,737	237	ROBORE - SAN JOSE	918,394	137
QUIJARRO - BRAZIL	330,338	1	SAN JOSE - SANTA CRUZ	935,702	261
SANTA CRUZ - RIO GRANDE	161,279	152	YACUIBA - VILLA MONTES	78,355	21
RIO GRANDE - BOYUIBE	156,488	190	VILLA MONTES - BOYUIBE	106,234	188
BOYUIBE - VILLA MONTES	138,701	188	BOYUIBE - RIO GRANDE	105,495	190
VILLA MONTES - YACUIBA	91,854	21	RIO GRANDE - SANTA CRUZ	98,541	152
SANTA CRUZ - YAPACANI	742	204	YAPACANI - SANTA CRUZ	2,544	204
QUIJARRO - MUTUN	0	25	PUERTO BUSCH - MUTUN	0	115
MUTUN - PUERTO BUSCH	1,802,680	115	MUTUN - QUIJARRO	0	25
COCHABAMBA - SANTA CRUZ	387,802	476	SANTA CRUZ - COCHABAMBA	1,022,462	476
TARIJA - TUPIZA	90,962	163	TUPIZA - TARIJA	35,073	163
TARIJA - VILLA MONTES	27,879	264	VILLA MONTES - TARIJA	46,846	264
COCHABAMBA - TRINIDAD	6,435	244	TRINIDAD - COCHABAMBA	6,626	244
SANTA CRUZ - TRINIDAD	38,581	550	TRINIDAD - SANTA CRUZ	56,387	550

TOTAL EN TON x KM 2,709,810

CARRERA (INTER MODAL)

COCHABAMBA - SANTA CRUZ	185,369	476	SANTA CRUZ - COCHABAMBA	1,022,462	476
TARIJA - TUPIZA	14,837	163	TUPIZA - TARIJA	35,073	163
TARIJA - VILLA MONTES	7,360	264	VILLA MONTES - TARIJA	46,846	264
COCHABAMBA - TRINIDAD	6,435	244	TRINIDAD - COCHABAMBA	6,626	244
SANTA CRUZ - TRINIDAD	38,581	550	TRINIDAD - SANTA CRUZ	56,387	550

TOTAL EN TON x KM 769,786

A 7-4-56

2020 CARGA TOTAL (WITHOUT)
 CANTIDAD DE TRANSPORTE EN CADA SECCION
 FERROVIA

(6) Carga de Ferrocarril •
 Tonelada-km • 2020 • SIN

SECCION	CANTIDAD DESTANCIA (ton)	(km)	TON•KM (x1000)	SECCION	CANTIDAD DESTANCIA (ton)	(km)	TON•KM (x1000)
LA PAZ - VIACHA	20,081	41	823	VILLAZON - TUPIZA	84,525	75	6,339
VIACHA - SAN PEDRO	110,938	198	21,966	TUPIZA - UYUNI	174,063	213	37,075
SAN PEDRO - ORURO	394,095	6	2,365	UYUNI - RIO MURATO	284,694	105	29,893
ORURO - RIO MURATO	288,309	209	60,257	RIO MURATO - ORURO	489,714	209	102,350
RIO MURATO - UYUNI	915,312	105	96,108	ORURO - SAN PEDRO	864,970	6	5,190
UYUNI - TUPIZA	114,394	213	24,366	SAN PEDRO - VIACHA	1,057,084	198	209,303
TUPIZA - VILLAZON	79,845	75	5,973	VIACHA - LA PAZ	706,464	41	28,985
RIO MURATO - POTOSI	112,487	173	19,460	SUCRE - POITOSI	189,130	175	33,098
POTOSI - SUCRE	24,027	175	4,205	POTOSI - RIO MURATO	944,666	173	163,427
VIACHA - GUAQUI	193,964	66	12,802	GUAQUI - VIACHA	82,163	66	5,423
VIACHA - CHARANA	382,596	209	79,963	CHARANA - VIACHA	234,635	209	49,039
UYUNI - AVAROA	877,965	172	151,010	AVAROA - UYUNI	187,521	172	32,234
SAN PEDRO - COCHABAMBA	332,130	205	68,087	COCHABAMBA - SAN PEDRO	807,402	205	165,517
COCHABAMBA - AQUIRE	3,547	215	763	AQUIRE - COCHABAMBA	46,307	215	9,956
SANTA CRUZ - SAN JOSE	323,030	261	84,311	BRAZIL - QUIJARRO	872,346	1	872
SAN JOSE - ROBORE	327,332	137	44,844	QUIJARRO - ROBORE	897,341	237	212,670
ROBORE - QUIJARRO	322,683	237	76,523	ROBORE - SAN JOSE	892,975	137	122,338
QUIJARRO - BRAZIL	315,764	1	316	SAN JOSE - SANTA CRUZ	909,032	261	237,257
SANTA CRUZ - RIO GRANDE	161,589	152	24,531	YACUIBA - VILLA MONTES	78,401	21	1,646
RIO GRANDE - BOYUIBE	156,661	190	29,766	VILLA MONTES - BOYUIBE	106,341	188	19,992
BOYUIBE - VILLA MONTES	138,865	188	26,107	BOYUIBE - RIO GRANDE	105,598	190	20,064
VILLA MONTES - YACUIBA	91,897	21	1,930	RIO GRANDE - SANTA CRUZ	98,447	152	14,964
SANTA CRUZ - YAPACANI	719	204	147	YAPACANI - SANTA CRUZ	2,298	204	469
QUIJARRO - MUTUN		25	0	PUERTO BUSCH - MUTUN		115	0
MUTUN - PUERTO BUSCH	1,802,680	115	207,308	MUTUN - QUIJARRO		25	0
TOTAL EN TON x KM 2,552,029							
C A R R E T E R A (INTER MODAL)							
COCHABAMBA - SANTA CRUZ	332,989	478	159,169	SANTA CRUZ - COCHABAMBA	886,310	478	423,656
TARIJA - TUPIZA	89,933	163	14,659	TUPIZA - TARIJA	35,144	163	5,728
TARIJA - VILLA MONTES	27,940	264	7,376	VILLA MONTES - TARIJA	46,968	264	12,400
COCHABAMBA - TRINIDAD	6,410	244	1,564	TRINIDAD - COCHABAMBA	6,634	244	1,619
SANTA CRUZ - TRINIDAD	38,638	550	21,251	TRINIDAD - SANTA CRUZ	56,437	550	31,040
TOTAL EN TON x KM 678,462							

A 7-4-56

(8) Carga de Carretera • Tonelada-km • 2010
Carga de Carretera 2010 CON

TON X KM
(en 1000xton-km)

	Chiquiza	La Paz Cochabamba	Oruro	Potosí	Tarija	Santa Cr	San José	Robore	Quiljarro	Río Grande	Boyube	Yapacani	Mamretil	Mtun	PT. Bush	Beni	Pando	Brazil	Chile	Arca. Par	Peru	TOTAL
Chiquiza	8	17408	8759	13558	4520	220498	3125	3069	1802	158	1199	9	0	0	0	24158	468	13871	18108	3797	5235	338851
La Paz	42	0	787	187	188	1000	8	8	11	5	15	1	0	0	0	129	27	2085	1230	523	371	7188
Cochabamba	177	5448	0	4043	508	12358	194	118	87	13	52	3	0	0	0	238	78	7887	30803	1467	832	84484
Oruro	236	7417	3293	1087	46	4886	27	18	37	27	85	2	0	0	0	488	57	21958	41000	3083	1048	87138
Potosí	2885	12255	11875	9481	0	8398	28710	98	186	214	545	13	0	0	0	1448	144	90953	218881	11948	4727	607777
Tarija	3678	15924	8743	287	0	12234	277	203	227	85	418	4	0	0	0	1584	130	8821	25008	2639	4829	127253
Santa Cruz	20550	88168	82253	21874	27884	0	848	378	801	813	885	38	0	0	0	2885	787	58571	382118	2797	311882	1088138
San José	480	1088	487	858	264	1517	0	31	27	9	21	0	0	0	121	17	2848	5878	2148	2889	18472	
Robore	18	95	24	43	24	103	4	0	4	1	2	0	0	0	5	1	158	520	185	105	217	1410
Quiljarro	787	5759	1820	958	419	1366	25	31	19	19	31	1	0	0	572	50	0	7818	1438	1438	2442	24888
Río Grande	248	817	191	88	28	259	1	1	1	1	2	0	0	0	28	2	0	318	525	79	281	3044
Boyube	34	187	54	82	191	173	2	2	3	1	0	0	0	0	4	2	0	807	1130	41	878	2489
Yapacani	303	1018	183	490	31	238	1	1	2	1	2	0	0	0	41	3	0	318	488	815	88	6089
Mamretil	0	0	0	0	0	0	0	0	0	0	0	0	0	0	0	0	0	0	0	0	0	0
Mtun	0	0	0	0	0	0	0	0	0	0	0	0	0	0	0	0	0	0	0	0	0	0
PT. Bush	0	0	0	0	0	0	0	0	0	0	0	0	0	0	0	0	0	0	0	0	0	0
Beni	5781	29781	1722	8838	10344	808	3828	37	24	44	21	30	9	0	0	0	87	14282	19448	13408	12703	121881
Pando	22	555	136	113	81	48	298	4	2	4	2	4	0	0	0	10985	4428	0	0	0	0	535045
Brazil	18122	232834	79848	33387	31509	140984	1575	880	0	588	7888	307	0	0	0	1237	1217	0	0	0	0	237008
Chile	2137	34881	32781	18409	18701	19473	92440	978	852	2449	5281	1282	201	0	0	8753	1217	0	0	0	0	52970
Arca. Par	576	17357	5383	3183	1861	17254	842	808	1897	38	182	19	0	0	2149	818	0	0	0	0	0	28430
Peru	381	4773	3250	2183	1857	9985	75	80	155	582	186	4	0	0	1689	714	0	0	0	0	0	28430
TOTAL	54802	478332	238933	114413	130747	98030	529141	8184	6501	7445	7787	12721	611	0	0	55290	8806	224231	782074	85285	248284	3151481

Carga de Carretera 2010 SIN

TON X KM
(en 1000xton-km)

	Chiquiza	La Paz Cochabamba	Oruro	Potosí	Tarija	Santa Cr	San José	Robore	Quiljarro	Río Grande	Boyube	Yapacani	Mamretil	Mtun	PT. Bush	Beni	Pando	Brazil	Chile	Arca. Par	Peru	TOTAL
Chiquiza	0	17584	8884	15248	4517	21128	5508	3233	2038	158	1189	10	0	0	24177	487	14538	18281	3801	5288	247285	
La Paz	41	0	922	188	188	1075	8	8	11	5	15	1	0	0	128	25	2251	1244	528	375	7584	
Cochabamba	181	7205	0	8294	526	12371	194	118	86	13	57	3	0	0	235	75	7789	38325	1857	717	77187	
Oruro	278	7401	8823	1685	46	5087	28	18	38	28	84	2	0	0	488	57	25008	42143	3037	1081	82794	
Potosí	2881	12224	12515	9481	0	8397	31187	155	101	202	544	13	0	0	1448	143	98948	221877	11794	4777	418038	
Tarija	3878	15867	7818	287	0	12211	277	203	227	85	417	4	0	0	1593	130	99128	25282	2878	4882	94834	
Santa Cruz	21843	102508	82278	24703	27851	0	847	389	599	812	883	39	0	0	2888	782	58257	438313	24073	358931	1178351	
San José	481	1141	488	942	283	1513	0	31	27	9	21	0	0	0	120	17	2883	8151	2188	3112	18713	
Robore	18	103	24	47	24	102	4	0	4	1	2	0	0	0	5	1	158	557	187	247	1486	
Quiljarro	843	6448	1818	1251	418	1381	23	31	10	10	31	1	0	0	572	50	0	8227	1452	2711	28310	
Río Grande	248	744	191	358	28	258	1	1	1	1	2	0	0	0	28	2	0	380	542	71	380	
Boyube	34	187	57	82	191	173	2	1	3	1	0	0	0	0	4	2	0	817	1145	42	848	
Yapacani	375	1117	183	497	31	238	1	1	1	1	2	0	0	0	41	3	0	322	515	824	94	
Mamretil	0	0	0	0	0	0	0	0	0	0	0	0	0	0	0	0	0	0	0	0	0	
Mtun	0	0	0	0	0	0	0	0	0	0	0	0	0	0	0	0	0	0	0	0	0	
PT. Bush	0	0	0	0	0	0	0	0	0	0	0	0	0	0	0	0	0	0	0	0	0	
Beni	5785	29781	1711	8688	10248	798	3802	37	23	44	20	30	9	0	0	87	14878	19448	13428	12703	121811	
Pando	22	552	130	113	81	47	286	4	2	4	2	4	0	0	0	4401	0	0	0	0	0	
Brazil	17159	251548	78594	35229	36037	31417	140735	1573	878	0	585	7881	307	0	0	10884	4401	0	0	0	0	
Chile	2114	34878	38238	18881	19402	18129	1022	884	252	5280	1259	215	0	0	8755	1208	0	0	0	0	0	
Arca. Par	575	17308	5883	3681	1881	17278	842	805	188	38	182	19	0	0	2147	813	0	0	0	0	0	
Peru	380	4789	4132	2159	1851	10916	79	82	180	637	180	4	0	0	1689	710	0	0	0	0	0	
TOTAL	58731	518812	250684	121632	138036	97866	547786	8788	7885	7859	12713	626	0	0	55285	8753	238040	818741	88051	318433	3348570	

(10) Carga de Ferrocarril - Toneladas-hora • 2000

Carga de Ferrocarril 2000 CON

O B	TON X H (en 1000xton-h)														TOTAL									
	Chusillos	La Paz	Cochabamba	Oruro	Potosí	Tarija	Santa Cr	San Jose	Abore	Quiljaro	Rio Grand	Boyulbe	Yapacani	Mamretil		Matun	PT. Bush	Boni	Pando	Brazil	Chile	Arg. Par	Pera	
Chusillos	0	312	77	343	220	27	2397	97	51	44	0	3	0	0	0	0	27	0	181	188	44	108	4985	
La Paz	0	0	5	3	1	2	10	0	6	0	0	0	0	0	0	0	0	0	18	11	5	1	37	
Cochabamba	1	49	0	53	4	7	0	6	3	3	0	1	6	0	0	0	0	0	182	218	46	6	872	
Oruro	3	40	37	0	7	0	43	0	0	0	0	1	6	0	0	0	0	0	541	1844	94	7	2458	
Potosí	24	108	31	40	0	28	323	2	1	2	1	3	0	0	0	0	1	0	2327	4584	285	40	7814	
Tarija	58	823	257	0	84	0	210	11	4	7	1	7	8	0	0	0	10	0	187	576	0	184	2194	
Santa Cruz	275	2112	1	338	788	1058	0	5	3	5	3	6	4	0	0	0	0	0	1384	4289	527	2788	14542	
San Jose	18	78	10	12	27	4	12	0	8	0	0	0	0	0	0	0	2	0	88	184	75	118	621	
Abore	0	2	0	1	1	0	1	0	0	0	0	0	0	0	0	0	0	0	5	17	5	18	43	
Quiljaro	23	275	65	23	40	8	12	0	0	0	0	0	0	0	0	0	20	0	179	18	18	104	772	
Rio Grande	1	20	5	4	0	1	0	0	0	0	0	0	0	0	0	0	1	0	13	19	2	18	80	
Boyulbe	8	3	3	1	2	1	1	0	6	0	0	0	0	0	0	0	0	0	38	47	0	54	158	
Yapacani	5	15	0	6	13	0	0	0	0	0	0	0	0	0	0	0	0	0	8	3	18	1	81	
Mamretil	8	0	0	0	0	0	0	0	0	0	0	0	0	0	0	0	0	0	0	0	0	0	0	
Matun	0	0	0	0	0	0	0	0	0	0	0	0	0	0	0	0	0	0	0	0	0	0	0	
PT. Bush	4	0	0	0	0	0	0	0	0	0	0	0	0	0	0	0	0	0	0	0	0	0	0	
Boni	4	3	0	2	23	10	8	0	0	0	0	0	0	0	0	0	0	0	482	14	513	4	1942	
Pando	0	0	0	0	0	0	0	0	0	0	0	0	0	0	0	0	0	0	0	0	0	0	0	
Brazil	338	5380	2128	538	838	558	2325	31	17	0	10	250	9	0	0	0	133	0	0	0	0	0	0	13422
Chile	44	833	277	497	502	434	1884	17	14	36	222	19	2	0	0	0	8	0	0	0	0	0	0	4682
Arg. Par	14	588	193	78	58	6	411	25	24	48	0	2	0	0	0	0	57	0	0	0	0	0	0	1887
Pera	11	61	43	48	97	27	184	1	1	2	33	2	0	0	0	0	0	0	0	0	0	0	0	544
TOTAL	811	18528	3118	2864	2490	2185	8328	194	132	148	271	294	11	0	0	0	288	0	5403	12008	1825	4427	54533	

Carga De Ferrocarril 2000 SIN

O B	TON X H (en 1000xton-h)														TOTAL									
	Chusillos	La Paz	Cochabamba	Oruro	Potosí	Tarija	Santa Cr	San Jose	Abore	Quiljaro	Rio Grand	Boyulbe	Yapacani	Mamretil		Matun	PT. Bush	Boni	Pando	Brazil	Chile	Arg. Par	Pera	
Chusillos	0	313	21	370	221	27	2155	98	62	47	0	3	0	0	0	0	22	0	193	189	45	104	3877	
La Paz	0	0	4	3	1	2	10	0	0	0	0	0	0	0	0	0	0	0	20	11	1	1	60	
Cochabamba	0	41	0	38	3	7	0	6	3	3	0	1	0	0	0	0	0	0	182	146	50	8	485	
Oruro	3	41	27	0	7	0	44	0	0	0	0	1	0	0	0	0	0	0	825	1965	94	7	2515	
Potosí	24	111	22	40	0	23	344	2	1	2	1	3	0	0	0	0	1	0	2542	4507	285	58	8048	
Tarija	50	824	280	0	64	0	211	11	8	7	1	7	0	0	0	0	82	0	184	542	0	155	2208	
Santa Cruz	258	2215	0	350	834	1058	0	5	3	5	3	6	0	0	0	0	0	0	1388	5243	338	4284	16982	
San Jose	11	94	10	14	29	4	12	0	0	0	0	0	0	0	0	0	2	0	86	213	75	135	684	
Abore	0	3	0	1	1	0	1	0	0	0	0	0	0	0	0	0	0	0	5	19	5	11	47	
Quiljaro	24	314	65	33	44	6	12	0	0	0	0	0	0	0	0	0	20	0	202	18	120	120	859	
Rio Grande	1	21	5	4	0	1	1	0	0	0	0	0	0	0	0	0	1	0	13	19	2	23	95	
Boyulbe	0	3	3	1	2	1	1	0	0	0	0	0	0	0	0	0	0	0	39	48	0	54	155	
Yapacani	4	13	0	0	13	0	0	0	0	0	0	0	0	0	0	0	0	0	0	0	0	0	0	
Mamretil	0	0	0	0	0	0	0	0	0	0	0	0	0	0	0	0	0	0	0	0	0	0	0	
Matun	0	0	0	0	0	0	0	0	0	0	0	0	0	0	0	0	0	0	0	0	0	0	0	
PT. Bush	0	0	0	0	0	0	0	0	0	0	0	0	0	0	0	0	0	0	0	0	0	0	0	
Boni	7	3	0	2	20	10	0	0	0	0	0	0	0	0	0	0	0	0	463	12	514	4	1035	
Pando	0	0	0	0	0	0	0	0	0	0	0	0	0	0	0	0	0	0	0	0	0	0	0	
Brazil	358	532	2128	822	914	592	2811	31	17	0	10	250	9	0	0	0	184	0	0	0	0	0	0	14348
Chile	48	834	183	488	502	438	2311	19	18	41	222	19	2	0	0	0	57	0	0	0	0	0	0	4339
Arg. Par	14	600	243	78	98	0	412	25	24	49	0	2	0	0	0	0	0	0	0	0	0	0	0	1559
Pera	11	61	110	41	97	27	208	1	1	2	38	2	0	0	0	0	0	0	0	0	0	0	0	608
TOTAL	814	11412	3080	2894	2814	2175	8656	200	137	156	277	295	11	0	0	0	286	0	5711	12305	1640	4483	57854	

A 7-4-56

(11) Carga de Ferrocarril • Tonelada-hora • 2010
Carga de Ferrocarril 2010 CON

D	TON X H (en 1000xTon·h)														TOTAL						
	Chile	La Paz	Cochabamba	Oruro	Potosí	Tarija	Santa Cr.	San José	Bolivia	Quiljaro	Río Grande	Yapacani	Morrecillo	Mitun		PT. Bush	Bol.	Pando	Brazil	Chile	Arms. Par
Chile	0	435	14	517	229	37	2454	108	70	54	0	0	0	0	0	18	0	190	258	58	118
La Paz	1	0	8	6	3	3	16	0	0	0	0	0	0	0	0	0	0	53	23	7	7
Cochabamba	0	79	0	65	12	8	1	7	4	4	0	0	0	0	0	0	0	287	448	51	8
Oruro	4	85	82	0	12	0	70	0	0	0	0	0	0	0	0	0	0	842	2147	108	11
Potosí	28	168	36	72	0	19	458	2	2	3	1	0	0	0	0	0	0	3629	5840	413	72
Tarija	55	549	243	0	34	0	283	11	8	7	1	0	0	0	0	0	0	1444	5827	600	121
Santa Cruz	224	2771	4	474	885	889	0	8	4	8	6	0	0	0	0	0	0	80	490	2	120
San José	9	46	11	14	28	4	15	0	0	0	0	0	0	0	0	0	0	483	183	71	108
Bolivia	0	2	0	1	1	0	0	0	0	0	0	0	0	0	0	0	0	0	17	5	8
Quiljaro	22	320	74	32	42	7	17	0	0	0	0	0	0	0	0	0	0	0	109	21	97
Río Grande	1	20	8	3	3	0	2	0	0	0	0	0	0	0	0	0	0	0	11	15	2
Bolivia	0	2	1	2	2	1	2	0	0	0	0	0	0	0	0	0	0	0	34	38	1
Yapacani	3	18	1	0	14	0	0	0	0	0	0	0	0	0	0	0	0	0	8	4	18
Morrecillo	0	0	0	0	0	0	0	0	0	0	0	0	0	0	0	0	0	0	0	0	0
Mitun	0	0	0	0	0	0	0	0	0	0	0	0	0	0	0	0	0	0	0	0	0
PT. Bush	0	0	0	0	0	0	0	0	0	0	0	0	0	0	0	0	0	0	0	0	0
Bol.	4	0	0	0	4	12	0	0	0	1	0	0	0	0	0	0	0	483	0	572	0
Pando	0	0	0	0	0	0	0	0	0	0	0	0	0	0	0	0	0	0	0	0	0
Brazil	608	7218	2785	889	952	548	4083	41	22	0	12	328	10	0	0	280	0	0	0	0	0
Chile	57	846	432	482	442	381	2548	22	18	49	202	23	3	0	0	0	0	0	0	0	0
Arms. Par	17	511	183	87	55	1	531	30	29	61	1	3	1	0	0	77	0	0	0	0	0
Peru	13	81	108	53	168	31	258	1	1	2	2	38	2	0	0	0	0	0	0	0	0
TOTAL	855	13282	3988	2489	2817	1865	10721	232	159	189	283	384	14	0	0	446	0	7008	15308	1828	6452

Carga de Ferrocarril 2010 SIN

D	TON X H (en 1000xTon·h)														TOTAL						
	Chile	La Paz	Cochabamba	Oruro	Potosí	Tarija	Santa Cr.	San José	Bolivia	Quiljaro	Río Grande	Yapacani	Morrecillo	Mitun		PT. Bush	Bol.	Pando	Brazil	Chile	Arms. Par
Chile	0	438	7	518	229	37	2108	105	68	55	0	0	0	0	0	15	0	194	257	58	119
La Paz	1	0	8	6	3	3	17	0	0	0	0	0	0	0	0	0	0	58	23	7	7
Cochabamba	0	65	0	61	10	8	0	7	4	4	0	0	0	0	0	0	0	287	338	70	13
Oruro	4	87	44	0	12	0	73	0	0	1	1	0	0	0	0	0	0	842	2147	108	11
Potosí	28	167	33	72	0	20	480	2	2	3	1	0	0	0	0	0	0	3629	5840	413	72
Tarija	55	580	281	0	34	0	284	11	8	7	1	0	0	0	0	0	0	1444	5827	600	121
Santa Cruz	201	2805	2	483	874	870	0	8	4	8	6	0	0	0	0	0	0	80	490	2	120
San José	8	103	11	14	28	4	15	0	0	0	0	0	0	0	0	0	0	483	183	71	108
Bolivia	0	2	0	1	1	0	0	0	0	0	0	0	0	0	0	0	0	0	17	5	8
Quiljaro	21	335	74	38	45	7	17	0	0	0	0	0	0	0	0	0	0	0	109	21	97
Río Grande	1	21	8	3	3	1	2	0	0	0	0	0	0	0	0	0	0	0	11	15	2
Bolivia	0	2	1	2	2	1	2	0	0	0	0	0	0	0	0	0	0	0	34	39	1
Yapacani	3	17	1	0	14	0	0	0	0	0	0	0	0	0	0	0	0	0	8	4	18
Morrecillo	0	0	0	0	0	0	0	0	0	0	0	0	0	0	0	0	0	0	0	0	0
Mitun	0	0	0	0	0	0	0	0	0	0	0	0	0	0	0	0	0	0	0	0	0
PT. Bush	0	0	0	0	0	0	0	0	0	0	0	0	0	0	0	0	0	0	0	0	0
Bol.	4	0	0	0	3	13	0	0	0	1	0	0	0	0	0	0	0	483	0	572	0
Pando	0	0	0	0	0	0	0	0	0	0	0	0	0	0	0	0	0	0	0	0	0
Brazil	414	7840	2787	788	1018	512	4074	41	22	0	12	328	10	0	0	281	0	0	0	0	0
Chile	57	847	312	480	443	383	2637	25	22	54	202	23	3	0	0	0	0	0	0	0	0
Arms. Par	17	512	183	87	55	1	531	30	29	61	1	3	1	0	0	77	0	0	0	0	0
Peru	13	82	144	53	168	31	287	1	1	3	45	2	0	0	0	0	0	0	0	0	0
TOTAL	877	14110	3991	2580	2945	1873	10828	230	180	188	270	384	14	0	0	441	0	7335	15522	1850	6243

(12) Carga de Ferrocarril • Tonelada-hora • 2020
Carga de Ferrocarril 2020 CON

D	TON X H (en 1000xton·h)														TOTAL							
	Chivilta	La Paz	Cochabamba	Oruro	Potosí	Tarija	Santa Cr.	San José	Robore	Quijiarro	Río Grande	Boyubie	Yapacani	Mamoresill		Mitun	PT. Bush	Beni	Pando	Brazil	Chile	Argm. Par
Chivilta	0	846	27	757	362	62	2888	314	93	88	0	0	0	0	0	0	0	0	248	388	30	181
La Paz	1	0	12	8	3	4	25	0	0	0	0	0	0	0	0	0	0	0	44	20	11	2
Cochabamba	1	125	0	134	19	32	1	11	8	5	0	2	0	0	0	0	0	0	488	800	90	14
Oruro	4	103	100	0	18	0	113	1	0	1	1	1	0	0	0	0	0	0	1507	3788	182	18
Potosí	42	243	158	112	0	44	589	3	2	4	1	5	0	0	0	0	0	0	5810	7347	664	102
Tarija	72	588	236	0	42	0	408	15	11	10	2	8	0	0	0	0	0	0	243	708	4	175
Santa Cruz	223	3613	5	873	911	568	0	10	6	12	10	14	0	0	0	0	0	0	1709	5637	802	628
San José	8	124	15	18	31	6	24	0	0	0	0	0	0	0	0	0	0	0	100	248	48	154
Robore	0	4	1	1	1	1	2	0	0	0	0	0	0	0	0	0	0	0	8	20	6	12
Quijiarro	21	381	87	40	48	10	27	0	1	0	0	1	0	0	0	0	0	0	289	33	33	128
Río Grande	0	24	8	6	3	1	3	0	0	0	0	0	0	0	0	0	0	0	15	18	2	25
Boyubie	0	5	1	2	2	2	3	0	0	0	0	0	0	0	0	0	0	0	42	51	1	58
Yapacani	3	23	1	0	12	1	0	0	0	0	0	0	0	0	0	0	0	0	11	7	22	1
Mamoresill	0	0	0	0	0	0	0	0	0	0	0	0	0	0	0	0	0	0	0	0	0	0
Mitun	0	0	0	0	0	0	0	0	0	0	0	0	0	0	0	0	0	0	0	0	0	0
PT. Bush	0	0	0	0	0	0	0	0	0	0	0	0	0	0	0	0	0	0	0	0	0	0
Beni	4	0	0	0	0	0	0	0	0	0	0	0	0	0	0	0	0	0	0	0	0	0
Pando	0	0	0	0	0	0	0	0	0	0	0	0	0	0	0	0	0	0	0	0	0	0
Brazil	508	10150	4016	1018	1234	795	6085	53	31	0	18	478	14	0	0	0	0	0	610	0	0	9
Chile	88	1840	540	583	388	519	3285	33	28	71	219	34	4	0	0	0	0	0	0	0	0	0
Argm. Par	25	835	291	111	85	3	815	47	45	93	1	5	1	0	0	0	0	0	0	0	0	0
Peru	14	90	128	80	117	44	348	2	1	4	44	3	0	0	0	0	0	0	0	0	0	0
TOTAL	998	18107	5685	3525	3304	2081	14584	286	225	270	287	557	20	0	0	0	0	0	10641	19272	2703	7515

Carga de Ferrocarril 2020 SIN

D	TON X H (en 1000xton·h)														TOTAL							
	Chivilta	La Paz	Cochabamba	Oruro	Potosí	Tarija	Santa Cr.	San José	Robore	Quijiarro	Río Grande	Boyubie	Yapacani	Mamoresill		Mitun	PT. Bush	Beni	Pando	Brazil	Chile	Argm. Par
Chivilta	0	847	14	757	362	62	2311	89	88	88	0	0	0	0	0	0	0	0	240	388	30	181
La Paz	1	0	10	8	3	4	27	0	0	0	0	0	0	0	0	0	0	0	48	20	11	2
Cochabamba	0	108	0	86	17	15	0	11	8	5	0	2	0	0	0	0	0	0	488	800	123	20
Oruro	6	105	72	0	18	0	118	1	0	1	1	1	0	0	0	0	0	0	1840	3080	182	18
Potosí	42	244	141	113	0	44	548	3	2	5	1	5	0	0	0	0	0	0	5848	7348	684	103
Tarija	73	888	350	0	84	0	407	15	11	10	2	8	0	0	0	0	0	0	244	708	4	175
Santa Cruz	178	3812	2	689	874	568	0	10	6	12	10	14	0	0	0	0	0	0	1712	6454	805	6208
San José	7	145	15	18	32	6	24	0	0	0	0	0	0	0	0	0	0	0	100	278	84	181
Robore	0	4	1	1	1	2	0	0	0	0	0	0	0	0	0	0	0	0	6	25	6	13
Quijiarro	21	422	87	44	50	10	27	0	1	0	0	1	0	0	0	0	0	0	295	33	33	152
Río Grande	0	24	8	7	3	1	3	0	0	0	0	0	0	0	0	0	0	0	15	20	2	20
Boyubie	0	5	1	2	2	2	3	0	0	0	0	0	0	0	0	0	0	0	42	51	1	58
Yapacani	2	21	1	0	11	1	0	0	0	0	0	0	0	0	0	0	0	0	11	6	22	1
Mamoresill	0	0	0	0	0	0	0	0	0	0	0	0	0	0	0	0	0	0	0	0	0	0
Mitun	0	0	0	0	0	0	0	0	0	0	0	0	0	0	0	0	0	0	0	0	0	0
PT. Bush	0	0	0	0	0	0	0	0	0	0	0	0	0	0	0	0	0	0	0	0	0	0
Beni	4	0	0	0	0	0	0	0	0	0	0	0	0	0	0	0	0	0	0	0	0	0
Pando	0	0	0	0	0	0	0	0	0	0	0	0	0	0	0	0	0	0	0	0	0	0
Brazil	484	11075	4019	1309	789	8070	59	31	0	18	478	14	0	0	0	0	0	0	610	0	0	9
Chile	88	1041	410	583	388	520	3790	37	28	71	219	34	4	0	0	0	0	0	0	0	0	0
Argm. Par	25	838	296	111	85	3	816	47	45	93	1	5	1	0	0	0	0	0	0	0	0	0
Peru	14	93	179	80	117	44	350	2	1	4	44	3	0	0	0	0	0	0	0	0	0	0
TOTAL	937	18281	5708	3618	3344	2089	14538	285	224	278	295	557	20	0	0	0	0	0	11114	19883	2738	7129

A 7-4-56

(13) Carga de Carretera • Tonelado-hora • 2000
Carga de Carretera 2000 CON

C. B.	TON X H (en 1000xton-h)													TOTAL								
	Chapala	La Paz	Cochabamba	Oruro	Potosí	Tarifa	Santa Gr	San José	Robore	Quiljano	Elio Grand	Bovibe	Yacacani		Mamorecivi	Mitua	PT. Bush	Basil	Pando	Brazil	Chile	Argm. Par
Chapala	8	578	278	578	315	204	8438	231	124	85	7	56	8	0	0	0	57	23	727	874	178	211
La Paz	1	8	17	11	5	8	28	8	0	0	0	8	8	0	0	0	7	1	61	23	22	21
Cochabamba	7	127	8	88	46	22	253	8	4	3	1	1	8	0	0	11	9	283	608	54	54	21
Oruro	18	137	116	0	25	47	136	1	1	2	1	3	8	0	0	22	3	716	1590	124	21	2968
Potosí	42	249	411	175	8	377	1351	7	5	10	11	23	0	0	0	82	8	3190	5178	427	148	13156
Tarifa	285	902	278	308	493	8	517	14	10	11	3	21	8	0	0	72	7	508	1241	37	248	5863
Santa Cruz	1118	3748	1997	182	1667	1817	8	32	18	32	14	28	1	0	0	82	38	3374	10018	848	4215	28191
San José	21	38	18	18	42	13	78	8	1	1	8	8	0	0	0	4	0	139	324	88	132	833
Robore	1	4	1	1	2	1	5	8	0	0	0	8	0	0	0	0	0	10	31	31	7	11
Quiljano	43	252	81	41	42	21	73	1	1	1	0	1	8	0	0	25	3	0	452	64	128	1252
Elio Grand	15	18	7	5	21	1	5	0	0	0	0	0	0	0	0	0	0	0	17	36	2	17
Bovibe	2	4	1	4	3	5	4	0	0	0	0	0	0	0	0	0	0	0	48	71	1	52
Yacacani	15	23	4	7	24	1	3	0	0	0	0	0	0	0	0	2	0	15	13	23	2	2
Mamorecivi	8	8	0	0	0	8	0	0	0	0	0	0	0	0	0	0	0	0	0	0	0	0
Mitua	8	8	0	0	0	8	0	0	0	0	0	0	0	0	0	0	0	340	8	8	8	8
PT. Bush	8	8	0	0	0	8	0	0	0	0	0	0	0	0	0	0	0	0	0	0	0	0
Basil	294	2185	81	485	562	31	120	1	1	2	1	1	0	0	0	0	0	703	1108	522	1898	7192
Pando	1	34	7	7	3	2	14	0	48	6	26	332	12	0	0	2	0	0	0	0	0	0
Brazil	743	9532	3218	1425	1747	1694	4881	57	48	6	26	332	12	0	0	458	233	0	0	0	0	0
Chile	88	784	246	789	738	847	4882	43	45	121	311	64	5	0	0	507	66	0	0	0	0	0
Argm. Par	25	823	352	162	95	571	23	28	14	1	4	1	0	0	0	89	32	0	0	0	0	0
Peru	17	186	118	47	103	75	247	3	2	4	27	8	0	0	0	103	43	0	0	0	0	0
TOTAL	2897	18725	7832	4787	8038	5282	23935	444	291	353	423	543	21	0	0	2383	488	18682	22288	2474	6314	118888

Carga de Carretera 2000 SIN

C. B.	TON X H (en 1000xton-h)													TOTAL							
	Chapala	La Paz	Cochabamba	Oruro	Potosí	Tarifa	Santa Gr	San José	Robore	Quiljano	Elio Grand	Bovibe	Yacacani		Mamorecivi	Mitua	PT. Bush	Basil	Pando	Brazil	Chile
Chapala	8	577	287	578	394	294	8223	247	128	90	7	54	8	0	0	553	23	758	871	170	238
La Paz	1	8	20	11	5	8	28	8	0	0	0	8	8	0	0	7	1	83	23	22	23
Cochabamba	7	156	8	135	41	23	253	6	4	3	1	1	0	0	0	11	4	283	688	83	23
Oruro	18	137	149	8	28	47	148	1	1	2	1	3	0	0	0	22	3	778	1588	124	28
Potosí	42	248	417	175	8	377	1402	7	5	10	11	28	0	0	0	84	7	3878	5972	426	145
Tarifa	285	901	414	308	482	6	518	14	10	11	3	22	0	0	0	75	7	506	1274	87	248
Santa Cruz	1174	3212	1897	754	1794	1815	8	32	18	32	14	20	1	0	0	81	37	3261	18482	848	4807
San José	22	44	18	28	48	13	76	0	1	1	0	1	0	0	0	4	1	139	348	89	147
Robore	1	4	1	1	2	1	5	0	0	0	0	8	0	0	0	0	0	18	32	7	12
Quiljano	48	278	81	45	86	21	73	1	1	1	0	1	0	0	0	25	3	0	483	63	129
Elio Grand	15	21	7	4	3	5	4	0	0	0	0	0	0	0	0	1	0	17	38	2	18
Bovibe	2	4	1	4	3	5	4	0	0	0	0	0	0	0	0	0	0	0	48	72	1
Yacacani	20	36	4	7	25	1	3	0	0	0	0	0	0	0	0	2	0	15	14	23	2
Mamorecivi	8	8	0	0	0	8	0	0	0	0	0	0	0	0	0	0	0	0	0	0	0
Mitua	8	8	0	0	0	8	0	0	0	0	0	0	0	0	0	0	0	0	0	0	0
PT. Bush	8	8	0	0	0	8	0	0	0	0	0	0	0	0	0	0	0	0	0	0	0
Basil	294	2185	81	485	583	31	118	1	1	2	1	1	0	0	0	0	0	781	1188	522	1898
Pando	1	34	7	7	3	2	14	0	48	6	26	332	12	0	0	2	0	0	0	0	0
Brazil	743	9532	3218	1425	1747	1694	4881	57	48	6	26	332	12	0	0	455	231	0	0	0	0
Chile	88	782	242	786	782	882	4886	51	48	121	321	64	5	0	0	588	68	0	0	0	0
Argm. Par	25	826	352	141	95	582	23	27	14	1	3	1	0	0	0	103	43	0	0	0	0
Peru	17	186	118	47	103	74	281	3	2	4	27	8	0	0	0	103	43	0	0	0	0
TOTAL	2798	18782	8042	4874	8244	5288	24823	488	300	388	426	548	21	0	0	2398	484	18812	22881	2472	6824

A 7-4-56

(14) Carga de Carretera • Tonelada-hora • 2010

Carga de Carretera 2010 CON

O. D.	TON X H (en 1000xton · h)														TOTAL								
	Chivilcoy	La Paz	La Paz Cochabamba	Oruro	Potosí	Tarifa	Santa Cr	San José	Bobore	Quiljarro	Rio Grand	Boyulbe	Yacacani	Mamoresill		Mitun	PT. Bush	Beni	Pando	Brazil	Chile	Arge.Par	Peru
Chivilcoy	0	789	253	785	487	228	11097	290	183	107	10	75	0	0	0	0	1218	23	780	710	182	255	17837
La Paz	2	0	27	17	8	8	43	0	0	1	0	0	0	0	0	0	4	1	102	38	28	12	393
Cochabamba	7	198	0	137	55	27	402	8	5	4	1	2	0	0	0	0	12	4	363	875	73	31	2310
Oruro	15	212	180	0	41	64	208	1	1	2	2	4	0	0	0	0	22	3	1090	1911	181	32	3210
Potosí	31	572	501	251	0	313	1788	8	8	11	12	31	1	0	0	0	88	7	4932	7978	570	215	17435
Tarifa	187	823	358	370	353	0	593	14	10	12	4	19	0	0	0	0	75	7	522	1182	96	230	4848
Santa Cruz	1142	3804	2871	977	1975	1340	0	19	32	23	21	25	1	0	0	0	85	40	2701	23104	1095	14591	54614
San José	26	46	20	21	46	14	45	0	1	1	0	1	0	0	0	0	5	1	98	309	84	123	838
Bobore	1	4	1	1	3	1	3	0	0	0	0	0	0	0	0	0	0	0	6	30	6	6	67
Quiljarro	44	282	87	64	83	22	83	1	1	0	0	1	0	0	0	0	26	3	0	427	65	118	1248
Rio Grande	15	19	8	8	28	2	7	0	0	0	0	0	0	0	0	0	1	0	13	30	2	16	146
Boyulbe	2	5	2	5	4	5	0	0	0	0	0	0	0	0	0	0	0	0	0	0	0	0	0
Yacacani	18	41	5	8	28	1	5	0	0	0	0	0	0	0	0	0	2	0	14	19	25	4	171
Mamoresill	0	0	0	0	0	0	0	0	0	0	0	0	0	0	0	0	0	0	0	0	0	0	0
Mitun	0	0	0	0	0	0	0	0	0	0	0	0	0	0	0	0	0	0	0	0	0	0	0
PT. Bush	0	0	0	0	0	0	0	0	0	0	0	0	0	0	0	0	0	0	0	0	0	0	0
Beni	291	1388	85	401	489	38	313	1	1	2	1	1	0	0	0	0	0	4	880	818	582	572	5428
Pando	1	25	7	5	3	2	18	0	0	0	0	0	0	0	0	0	1	0	38	35	25	32	187
Brazil	907	11430	3828	1521	1841	1872	8502	58	32	0	24	377	13	0	0	0	507	225	0	0	0	0	28868
Chile	104	1084	1038	785	862	920	5417	55	45	124	218	71	8	0	0	0	388	59	0	0	0	0	11108
Arge. Par	28	847	238	167	97	71	750	33	32	77	1	5	1	0	0	0	95	32	0	0	0	0	2882
Peru	19	149	181	85	120	92	497	3	3	8	32	9	0	0	0	0	75	37	0	0	0	0	1270
TOTAL	2888	21897	9574	5566	8318	4824	27590	492	315	385	482	821	25	0	0	0	2558	446	11273	37795	2942	17218	152842

Carga de Carretera 2010 SIN

O. D.	TON X H (en 1000xton · h)														TOTAL								
	Chivilcoy	La Paz	La Paz Cochabamba	Oruro	Potosí	Tarifa	Santa Cr	San José	Bobore	Quiljarro	Rio Grand	Boyulbe	Yacacani	Mamoresill		Mitun	PT. Bush	Beni	Pando	Brazil	Chile	Arge.Par	Peru
Chivilcoy	0	789	253	785	487	228	11874	311	175	115	10	75	0	0	0	0	1219	23	806	781	181	254	18181
La Paz	2	0	27	17	8	8	43	0	0	1	0	0	0	0	0	0	4	1	109	38	25	12	307
Cochabamba	7	198	0	137	55	27	402	8	5	4	1	2	0	0	0	0	12	4	368	1186	82	35	2873
Oruro	15	212	235	0	41	64	276	1	1	2	2	4	0	0	0	0	22	3	1124	1890	161	32	4132
Potosí	31	571	812	250	0	313	1876	8	8	11	12	31	1	0	0	0	88	7	5948	7976	588	215	17863
Tarifa	187	822	405	370	353	0	568	14	10	12	3	19	0	0	0	0	75	7	520	1178	96	228	4867
Santa Cruz	1187	4373	2872	1098	2151	1341	0	19	32	23	21	25	1	0	0	0	85	40	2895	25355	1033	13528	58872
San José	28	53	20	24	51	13	45	0	1	1	0	1	0	0	0	0	5	1	98	329	84	140	881
Bobore	1	5	1	1	3	1	3	0	0	0	0	0	0	0	0	0	0	0	8	31	8	11	70
Quiljarro	47	316	87	48	88	22	83	1	1	0	0	1	0	0	0	0	26	3	0	443	65	130	1322
Rio Grande	15	22	8	8	20	2	7	0	0	0	0	0	0	0	0	0	1	0	13	30	2	18	146
Boyulbe	2	5	2	5	4	5	0	0	0	0	0	0	0	0	0	0	0	0	0	0	0	0	0
Yacacani	18	46	5	8	28	1	5	0	0	0	0	0	0	0	0	0	2	0	14	20	25	4	178
Mamoresill	0	0	0	0	0	0	0	0	0	0	0	0	0	0	0	0	0	0	0	0	0	0	0
Mitun	0	0	0	0	0	0	0	0	0	0	0	0	0	0	0	0	0	0	0	0	0	0	0
PT. Bush	0	0	0	0	0	0	0	0	0	0	0	0	0	0	0	0	0	0	0	0	0	0	0
Beni	292	1388	84	401	489	38	312	1	1	2	1	1	0	0	0	0	1	0	851	819	582	572	5436
Pando	1	29	7	5	3	2	18	0	0	0	0	0	0	0	0	0	0	0	37	35	25	32	195
Brazil	965	12727	3817	1619	1954	1887	8491	58	32	0	24	377	13	0	0	0	506	224	0	0	0	0	38074
Chile	104	1092	1242	783	881	917	5782	56	51	128	298	71	8	0	0	0	368	58	0	0	0	0	11847
Arge. Par	27	844	288	186	98	71	749	33	32	77	1	5	1	0	0	0	85	31	0	0	0	0	2827
Peru	18	149	205	85	119	92	544	4	3	8	36	9	0	0	0	0	75	37	0	0	0	0	1384
TOTAL	3018	23288	9891	5868	8322	4815	28822	516	329	397	487	820	25	0	0	0	2587	443	11834	40286	2946	18248	181843

A 7-4-56
 (15) Carga de Carretera • Tonelada-hora • 2020
 Carga de Carretera 2020 CON

TON x H
(en 1000xton-h)

	Chuelis	La Paz	Cochabamba	Oruro	Potosí	Tarija	Santa Cr	San José	Robore	Quiljaro	Rio Grande	Boyubie	Yacapani	Mamorecili	Mitun	PT. Bush	Beni	Pando	Brazil	Chile	Arqs. Par	Peru	TOTAL
Chuelis	0	1178	395	1148	744	348	15040	374	231	147	12	96	1	0	0	1714	34	1023	1187	282	393	24206	
La Paz	0	0	42	25	11	14	58	0	0	1	0	1	0	0	0	0	1	118	57	40	7	377	
Cochabamba	10	208	0	217	46	42	634	13	4	6	1	3	0	0	0	17	5	632	1759	123	49	3044	
Oruro	22	328	248	0	82	162	332	2	1	3	2	5	0	0	0	33	4	1728	3297	271	48	6437	
Potosí	143	878	911	378	6	489	2231	12	7	15	18	42	1	0	0	164	11	4030	11218	915	331	25732	
Tarija	224	1059	478	525	484	0	841	19	15	18	5	24	0	0	0	97	3	632	1854	145	351	9516	
Santa Cruz	1290	5275	3588	1482	2255	1194	6	30	18	40	33	40	1	0	0	132	53	3457	42340	1408	48133	182941	
San José	28	70	28	28	54	17	71	0	3	1	0	0	0	0	0	7	1	125	419	109	177	1138	
Robore	1	7	2	2	3	2	5	0	0	0	0	0	0	0	0	0	0	7	38	3	14	86	
Quiljaro	47	348	107	57	74	28	91	1	2	0	1	2	0	0	0	32	3	0	585	97	171	1828	
Rio Grande	15	26	11	7	21	2	10	0	0	0	0	0	0	0	0	1	0	18	39	3	22	174	
Boyubie	2	12	3	6	11	6	8	0	0	0	0	0	0	0	0	0	0	47	82	2	48	228	
Yacapani	20	54	8	11	23	2	8	0	0	0	0	0	0	0	0	3	0	18	21	31	8	217	
Mamorecili	0	0	0	0	0	0	0	0	0	0	0	0	0	0	0	0	0	0	0	0	0	0	
Mitun	0	0	0	0	0	0	0	0	0	0	0	0	0	0	0	0	0	0	0	0	0	0	
PT. Bush	0	0	0	0	0	0	0	0	0	0	0	0	0	0	0	0	0	0	0	0	0	0	
Beni	319	1760	124	483	572	58	178	2	1	3	1	1	1	0	0	2	0	50	41	32	48	7144	
Pando	1	32	9	7	4	3	21	0	0	0	0	528	13	0	0	757	307	0	0	0	0	0	
Brazil	1222	18423	5828	2271	2474	2176	9407	83	45	0	35	528	13	0	0	486	82	0	0	0	0	0	
Chile	130	1492	1404	1013	681	1288	6592	75	85	178	328	98	11	0	0	0	0	0	0	0	0	0	
Arqs. Par	41	1288	428	287	152	115	1182	52	48	115	2	7	1	0	0	151	47	0	0	0	0	0	
Peru	25	183	215	85	144	142	225	5	4	11	36	12	8	0	0	97	50	0	0	0	0	0	
TOTAL	3542	30742	13851	7999	7848	9000	37488	689	448	537	472	883	38	0	0	3642	611	18855	63703	4302	42711	242148	

Carga de Carretera 2020 SIN


TON x H
(en 1000xton-h)

	Chuelis	La Paz	Cochabamba	Oruro	Potosí	Tarija	Santa Cr	San José	Robore	Quiljaro	Rio Grande	Boyubie	Yacapani	Mamorecili	Mitun	PT. Bush	Beni	Pando	Brazil	Chile	Arqs. Par	Peru	TOTAL
Chuelis	0	1178	405	1148	744	348	15010	389	243	158	12	96	1	0	0	1715	34	1072	1106	282	382	25148	
La Paz	0	0	49	25	11	14	73	0	0	1	0	1	0	0	0	0	1	122	57	46	7	418	
Cochabamba	11	388	0	338	93	45	834	13	8	8	1	3	0	0	0	17	5	831	2128	138	88	4812	
Oruro	22	327	375	0	62	102	381	2	1	3	2	5	0	0	0	33	4	1950	3218	271	41	6787	
Potosí	143	878	965	378	6	489	2383	12	8	18	18	42	1	0	0	104	11	4781	11218	914	330	21848	
Tarija	224	1058	577	525	464	0	840	15	15	18	5	24	0	0	0	97	8	890	1850	145	350	6848	
Santa Cruz	1248	6022	3588	1635	2469	1192	0	30	18	40	33	40	1	0	0	132	52	3452	41368	1498	42968	187889	
San José	28	78	28	32	59	17	71	0	1	1	0	1	0	0	0	7	1	125	450	109	201	1313	
Robore	1	7	2	2	3	2	5	0	0	0	0	0	0	0	0	0	0	7	41	3	18	98	
Quiljaro	50	389	107	63	81	28	91	1	2	0	1	2	0	0	0	32	3	0	592	97	187	1728	
Rio Grande	15	30	11	8	21	2	10	0	0	0	0	0	0	0	0	1	0	18	39	3	25	183	
Boyubie	2	12	3	6	11	6	8	0	0	0	0	0	0	0	0	0	0	47	82	2	48	228	
Yacapani	20	59	8	11	26	2	8	0	0	0	0	0	0	0	0	3	0	13	26	31	8	228	
Mamorecili	0	0	0	0	0	0	0	0	0	0	0	0	0	0	0	0	0	0	0	0	0	0	
Mitun	0	0	0	0	0	0	0	0	0	0	0	0	0	0	0	0	0	0	0	0	0	0	
PT. Bush	0	0	0	0	0	0	0	0	0	0	0	0	0	0	0	0	0	0	0	0	0	0	
Beni	320	1740	124	488	572	56	178	2	1	3	1	1	1	0	0	0	0	5	901	1170	744	814	7142
Pando	1	32	9	7	4	3	21	0	0	0	0	529	19	0	0	2	0	0	0	0	0	0	0
Brazil	1304	1742	5823	2418	2837	2186	9387	83	45	0	35	529	19	0	0	756	305	0	0	0	0	0	0
Chile	130	1490	1872	1013	690	1283	7114	78	88	145	328	98	12	0	0	448	81	0	0	0	0	0	0
Arqs. Par	41	1388	474	286	152	115	1182	52	48	115	2	7	1	0	0	151	48	0	0	0	0	0	0
Peru	25	183	270	84	144	142	788	6	4	12	41	12	8	0	0	97	50	0	0	0	0	0	0
TOTAL	3847	32878	14252	8448	8244	5893	38833	839	489	556	477	880	37	0	0	3642	609	17885	65195	4312	48483	252728	

**APENDICE DEL
CAPITULO**




**PLAN
DEL
TRANSPORTE**




APENDICE DEL CAPITULO 8 PLAN DEL TRANSPORTE

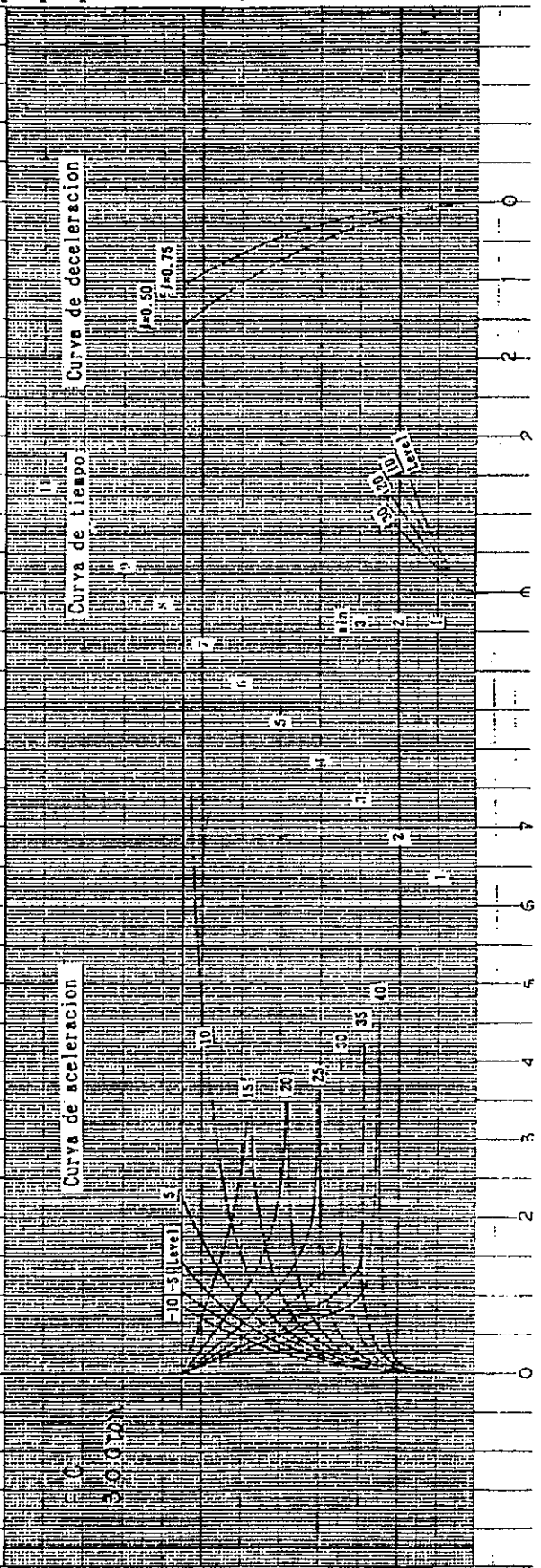
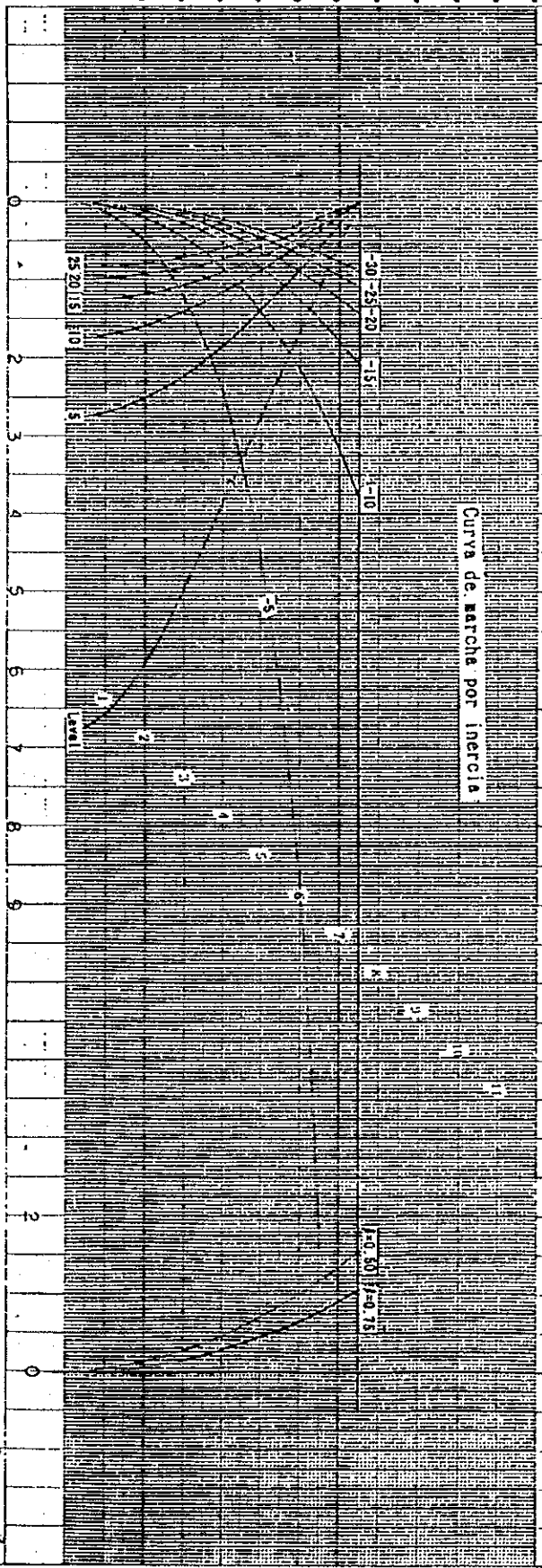
A. 8-2-1 Esfuerzo de Tracción por Velocidad (1000)



A. 8-2-2 Curvas de Aceleración, Deceleración, etc.

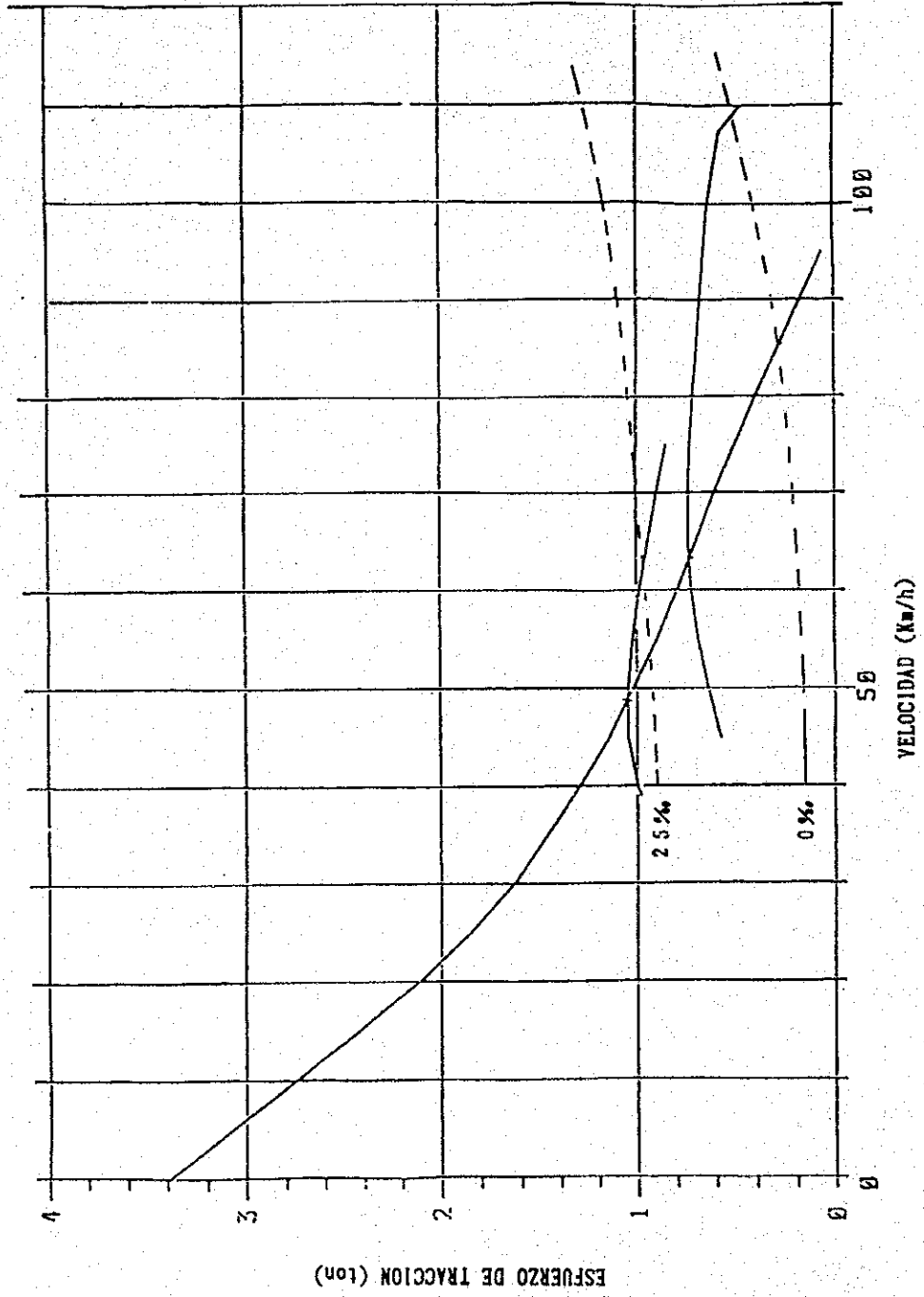


2001.1.10.3

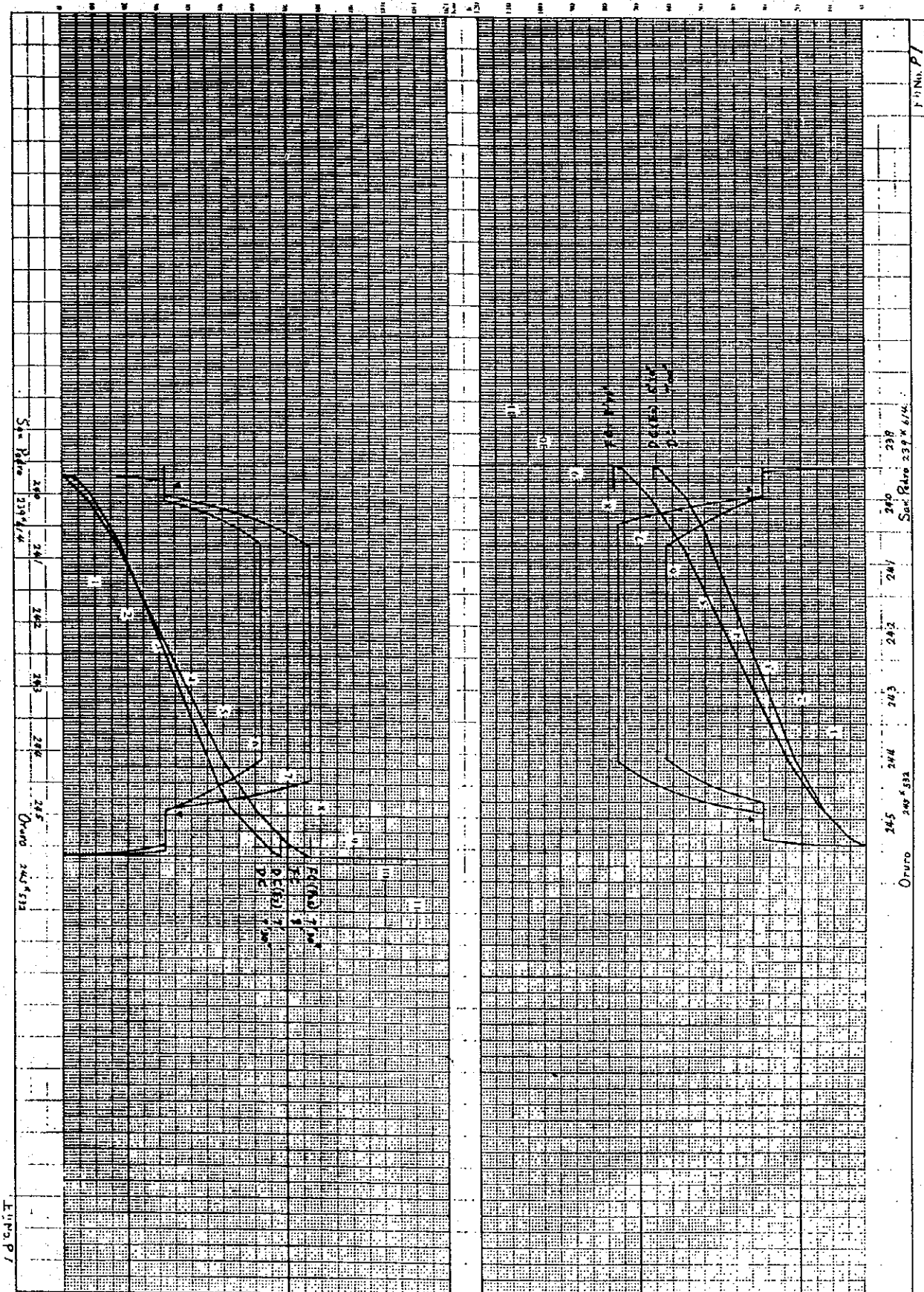



A. 8-2-2 Esfuerzo de Tracción por Velocidad (DC 110)

Motor DMF14HZ



A. 8-3-1 Curva de Marcha





EJNO P 2

San Pedro

