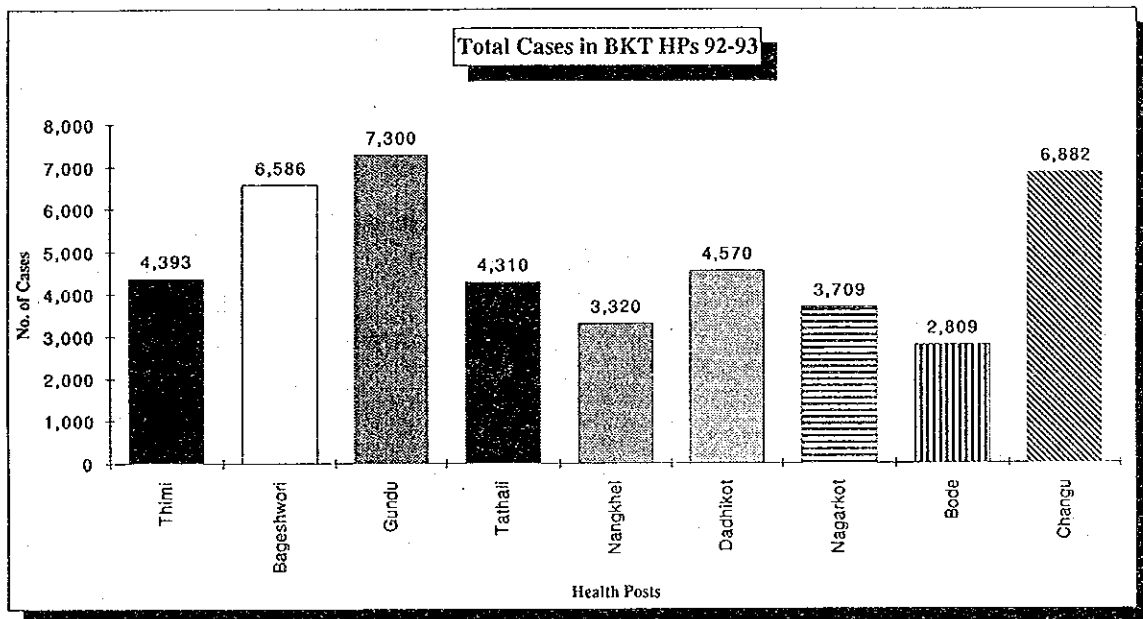
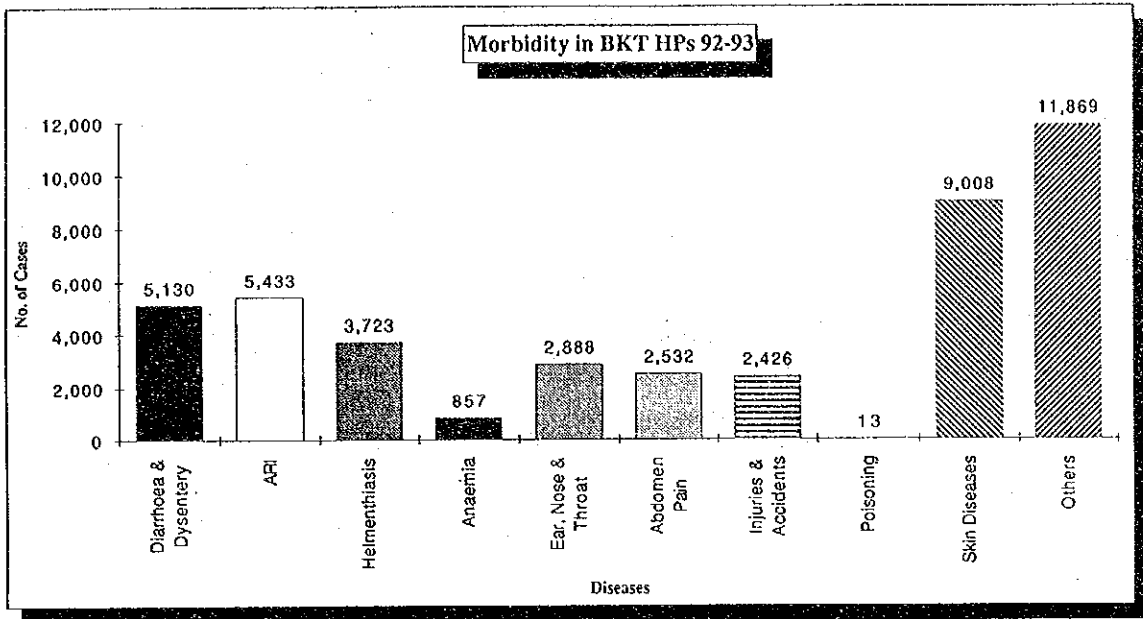


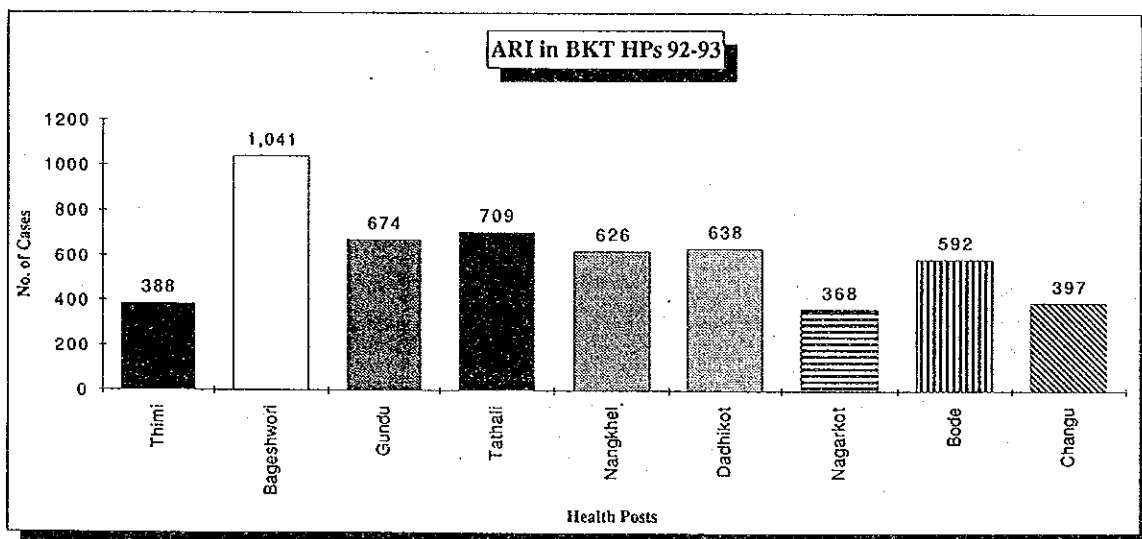
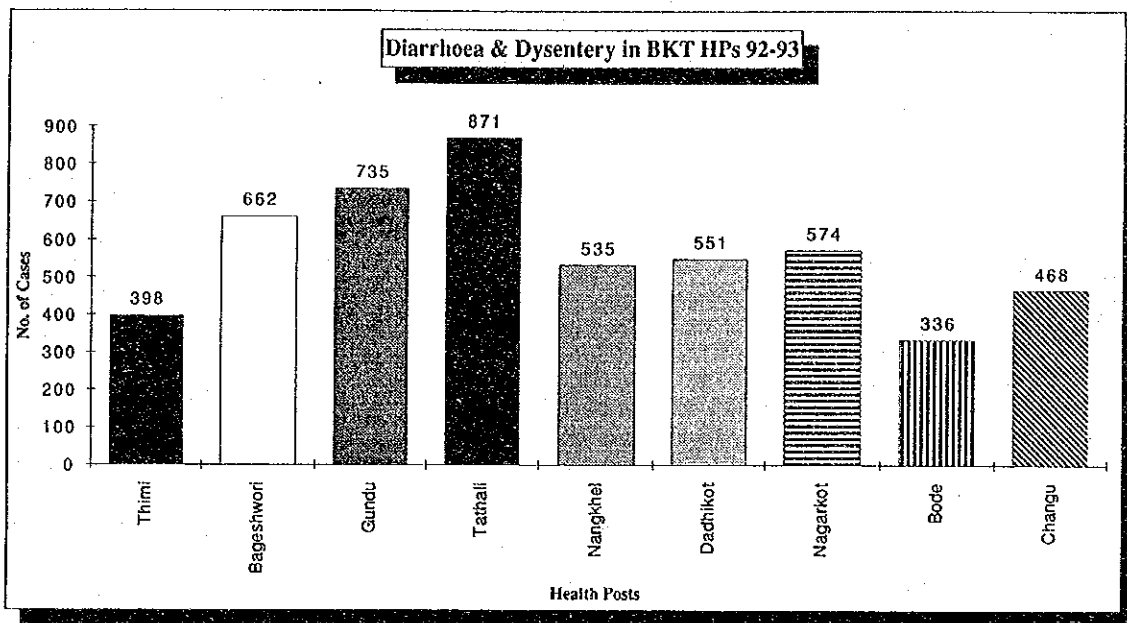
MONTHLY RECORD OF MORBIDITY

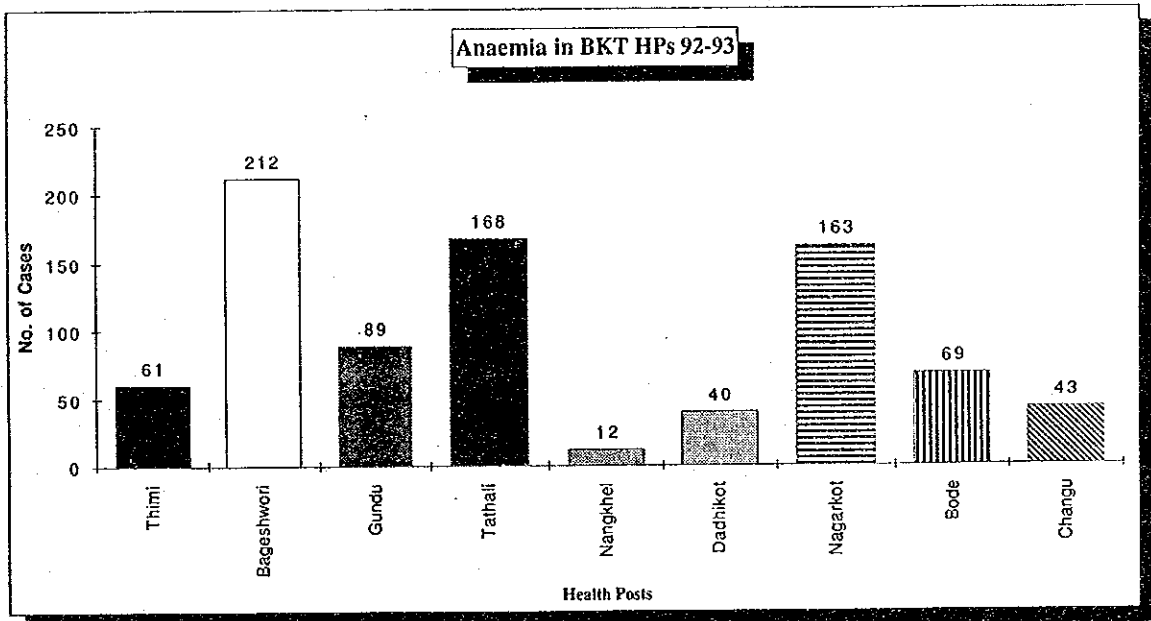
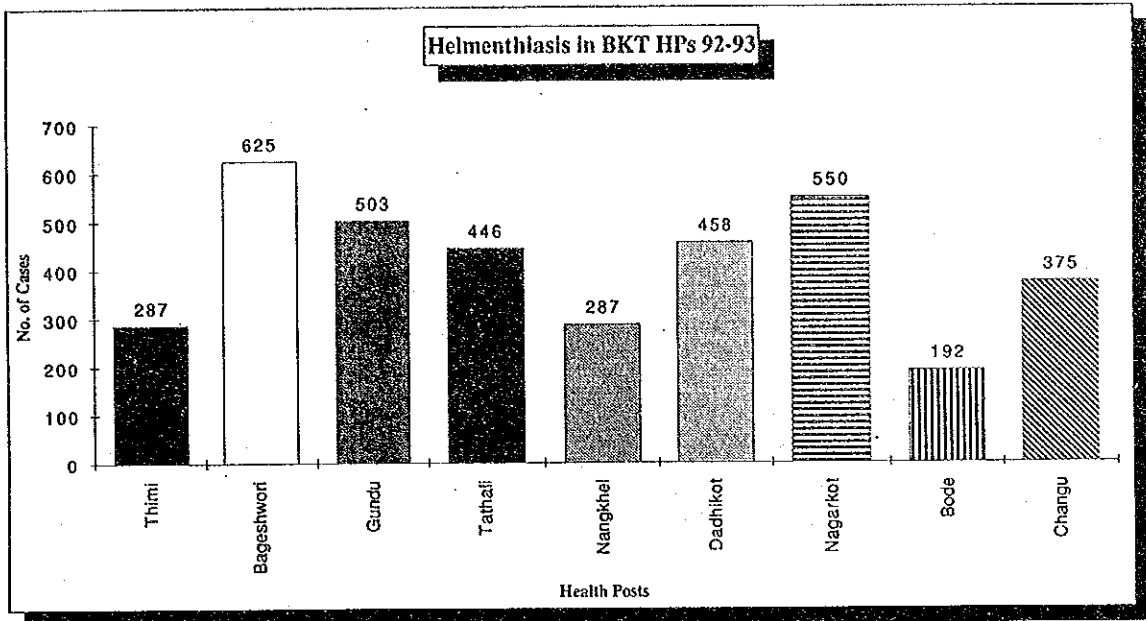
Bhaktapur District Health Posts

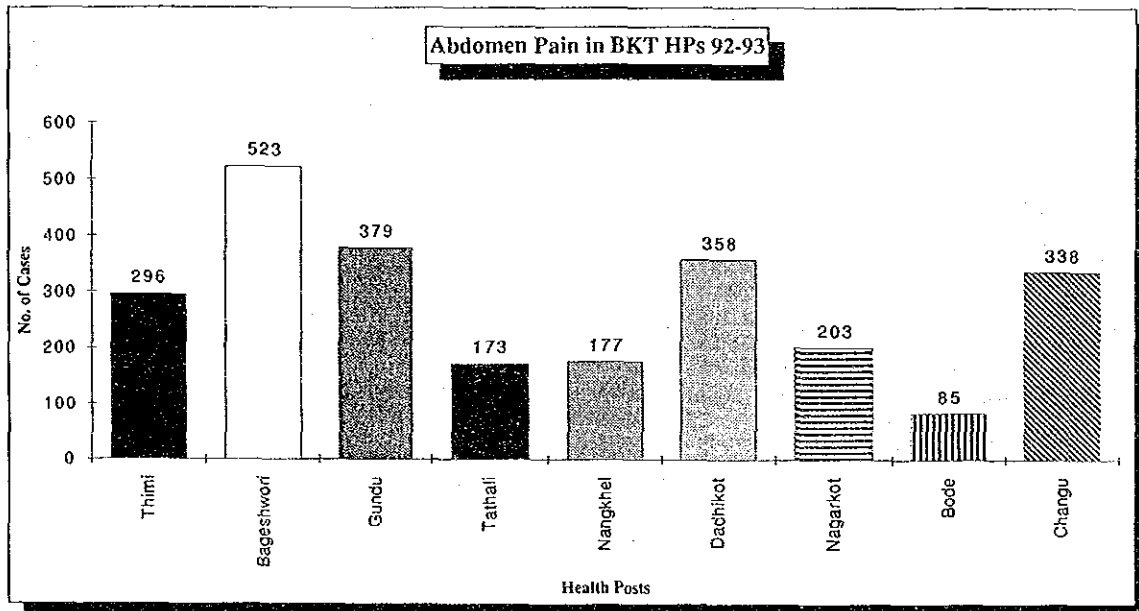
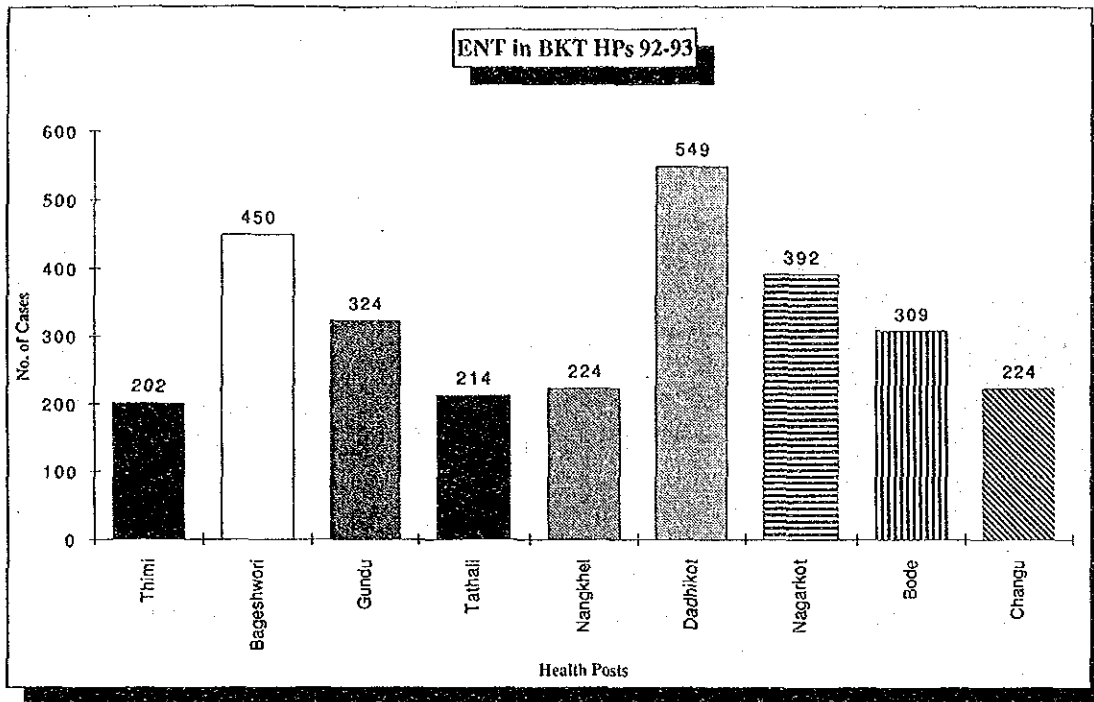
1992-1993 (2049-2050)

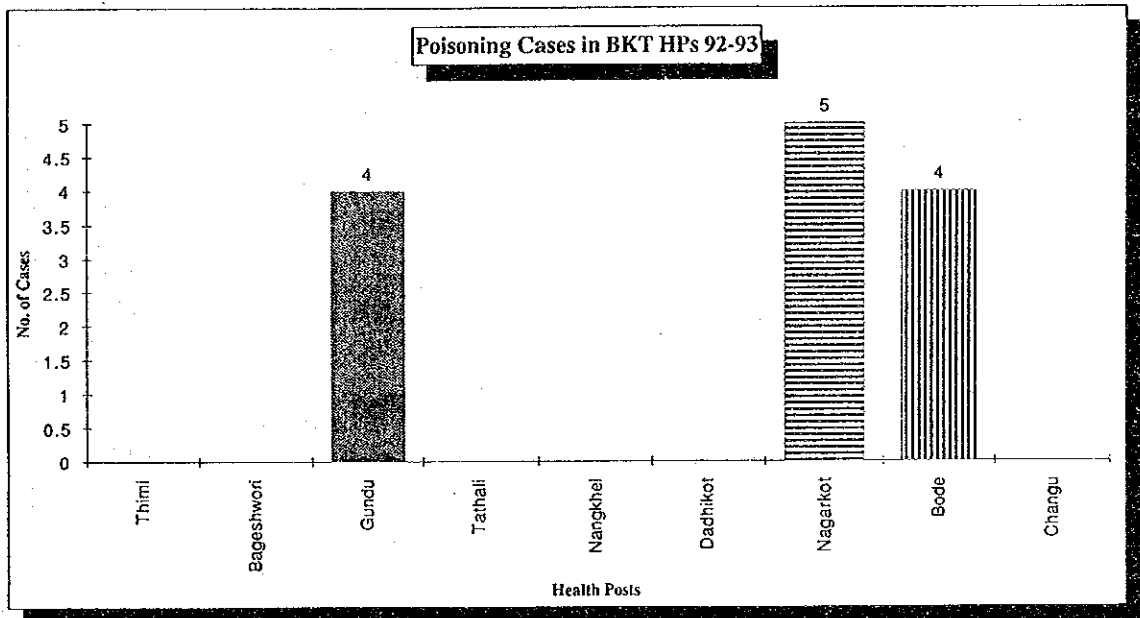
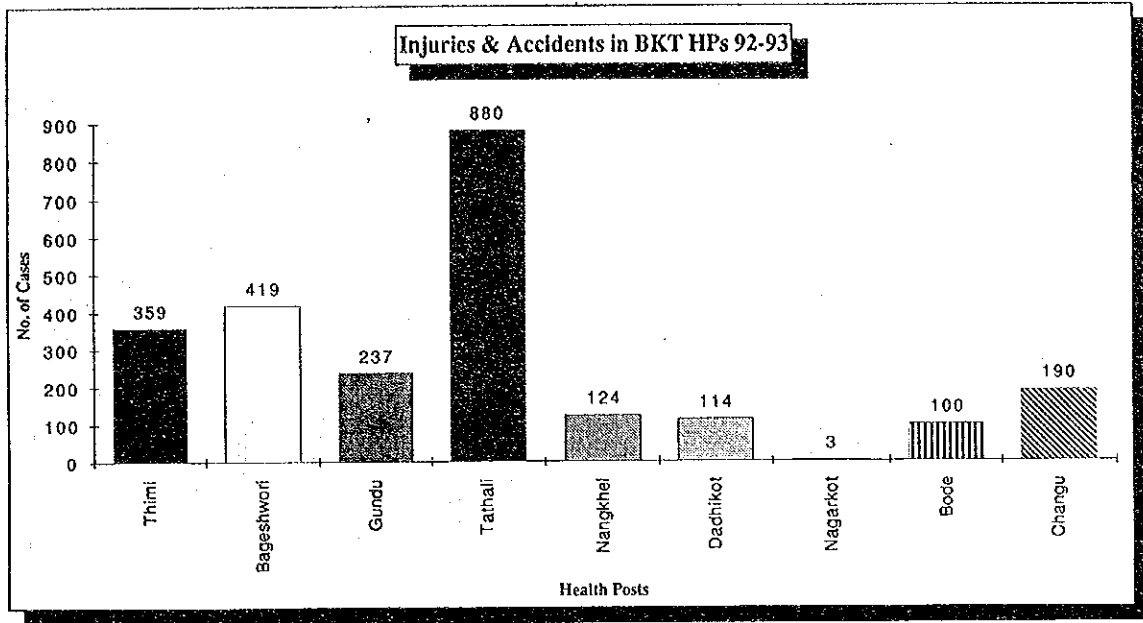
SN	Diseases	Thimi	Bageshwar	Gundu	Talhall	Nangkhal	Dadhikot	Nagarkot	Bode	Changu	Total
1	Diarhoea & Dysentery	398	662	735	871	535	551	574	336	468	5,130
2	ARI	388	1,041	674	709	626	638	368	592	397	5,433
3	Helmenthiasis	287	625	503	446	287	458	550	192	375	3,723
4	Anaemia	61	212	89	168	12	40	163	69	43	857
5	Ear, Nose & Throat	202	450	324	214	224	549	392	309	224	2,888
6	Abdomen Pain	296	523	379	173	177	358	203	85	338	2,532
7	Injuries & Accidents	359	419	237	880	124	114	3	100	190	2,426
8	Poisoning	0	0	4	0	0	0	5	4	0	13
9	Skin Diseases	989	774	1,555	295	247	956	826	653	2,713	9,008
10	Others	1413	1,880	2,800	554	1,088	906	625	469	2,134	11,869
	Total	4,393	6,586	7,300	4,310	3,320	4,570	3,709	2,809	6,882	43,879

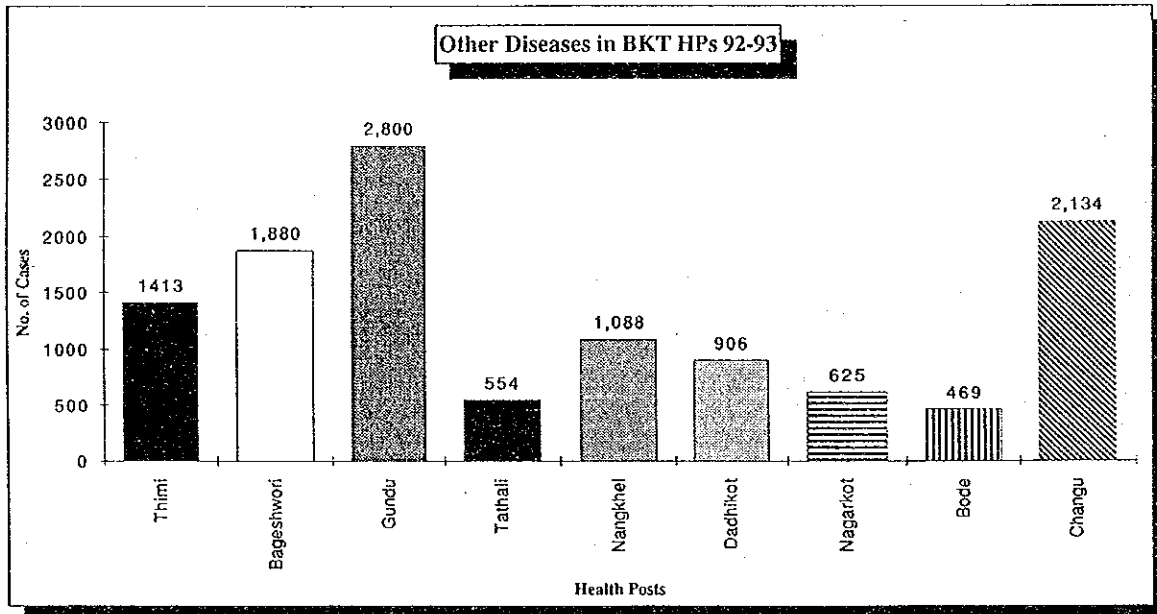
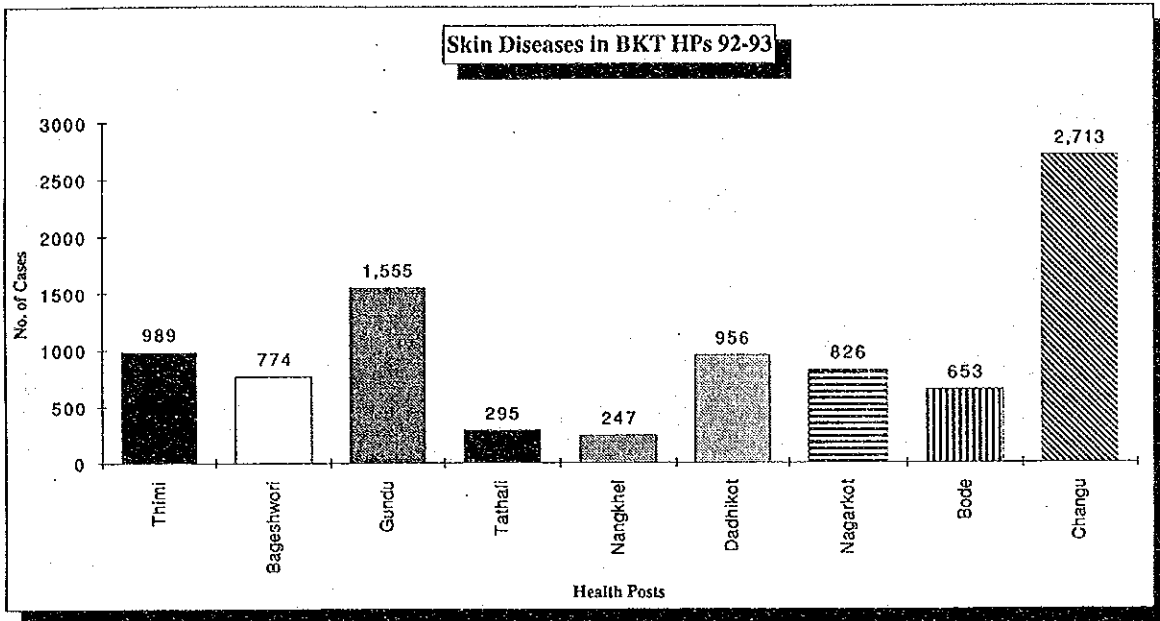










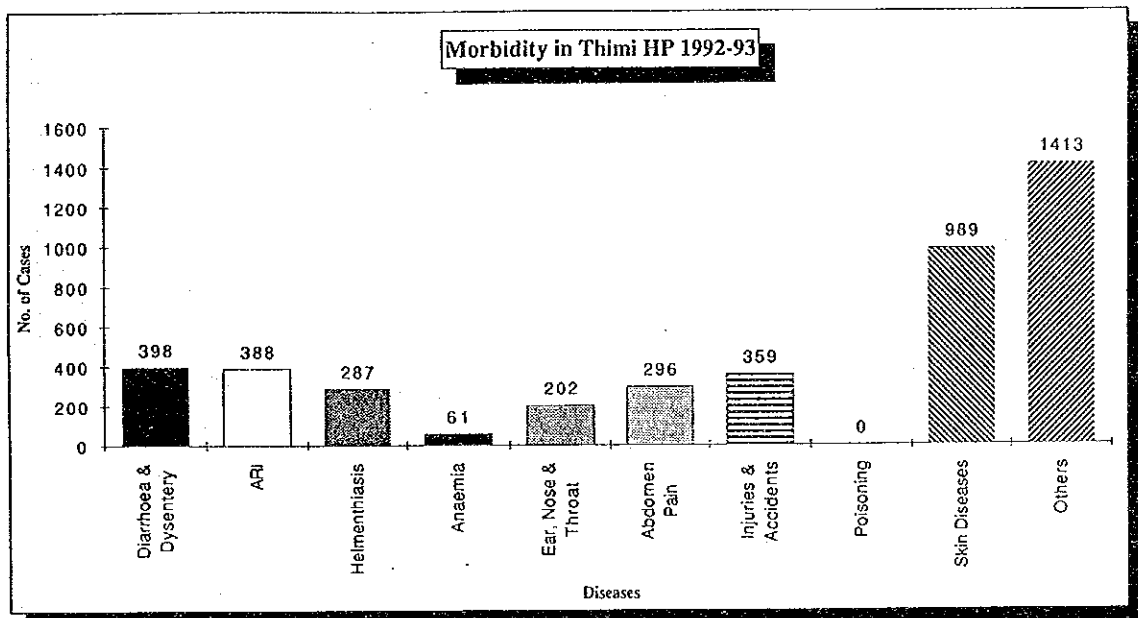


MONTHLY RECORD OF MORBIDITY

Thimi HP

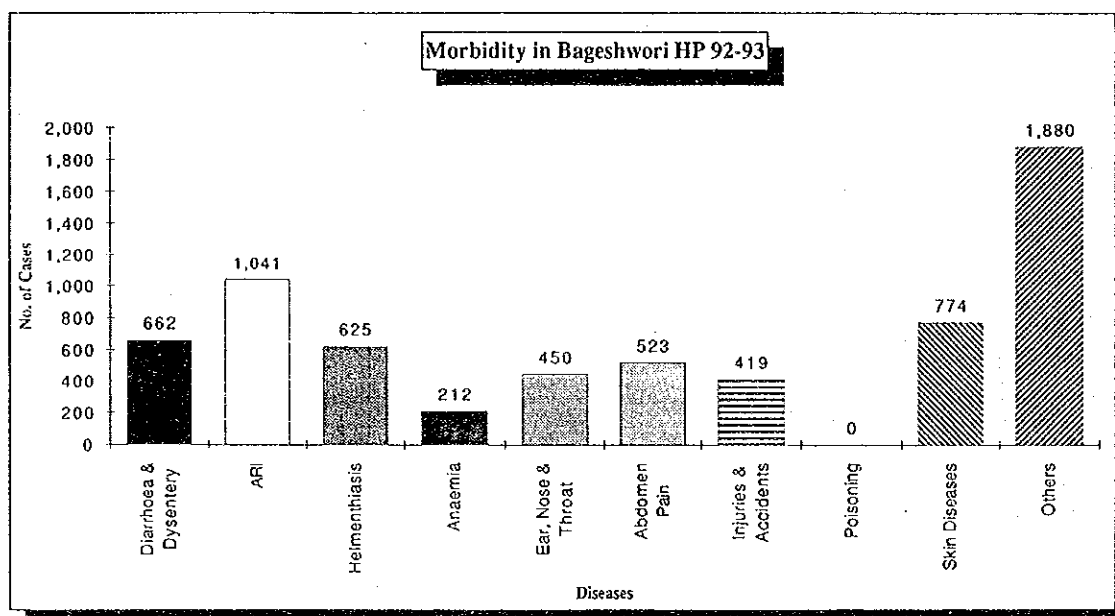
1992-1993 (2049-2050)

SN	Diseases	Shrawan (Jul-Aug)	Bhadra (Aug-Sep)	Asoj (Sep-Oct)	Kartik (Oct-Nov)	Mangsir (Nov-Dec)	Push (Dec-Jan)	Megh (Jan-Feb)	Fegun (Feb-Mar)	Chait (Mar-Apr)	Baisakh (Apr-May)	Jestha (May-Jun)	Asar (Jun-Jul)	Total
1	Diarrhoea & Dysentery	60	53	19	12	23	15	13	17	16	35	68	67	398
2	ARI	58	38	26	19	31	25	31	39	25	30	40	26	388
3	Helmenthiasis	32	17	11	14	14	19	16	16	19	28	49	52	287
4	Anaemia	7	4	4	6	3	3	4	4	4	5	10	7	61
5	Ear, Nose & Throat	27	27	8	7	11	9	9	14	14	23	31	22	202
6	Abdomen Pain	20	37	17	20	16	16	25	20	17	26	33	49	296
7	Injuries & Accidents	30	29	29	36	45	18	23	26	28	27	34	34	359
8	Poisoning	0	0	0	0	0	0	0	0	0	0	0	0	0
9	Skin Diseases	123	110	76	71	75	62	51	67	64	71	101	118	989
10	Others	133	105	82	94	119	84	109	111	132	146	150	148	1,413
	Total	490	420	272	279	337	251	281	314	319	391	516	523	4,393



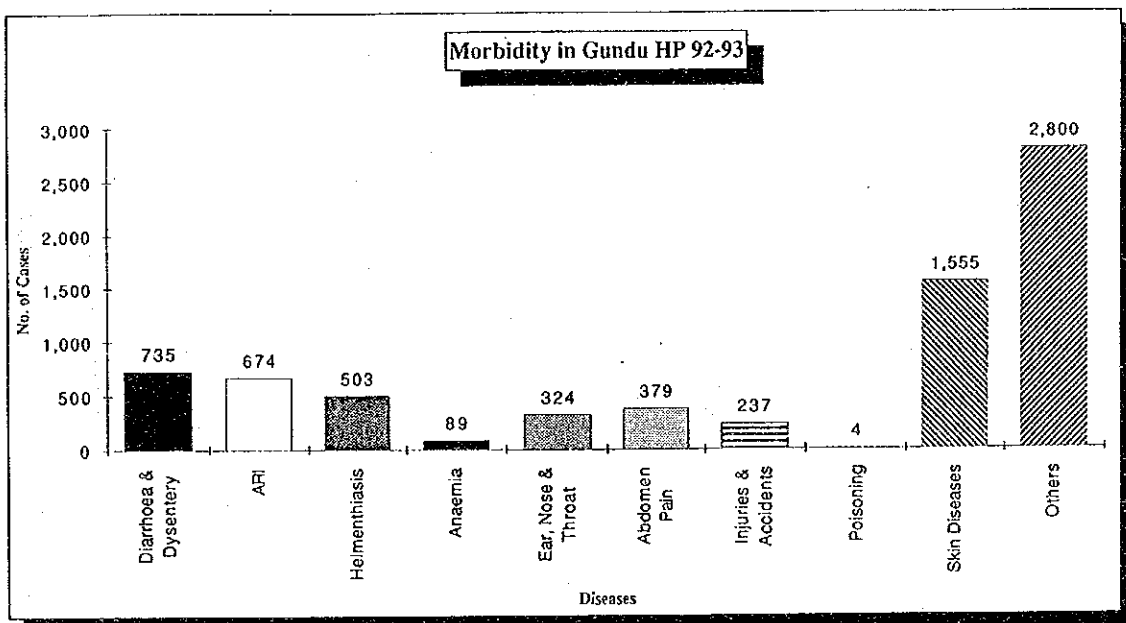
MONTHLY RECORD OF MORBIDITY
Bageshwori HP
 1992-1993 (2049-2050)

SN	Diseases	Shrawan (Jul-Aug)	Bhadra (Aug-Sep)	Asoj (Sep-Oct)	Kartik (Oct-Nov)	Mangsir (Nov-Dec)	Push (Dec-Jan)	Magh (Jan-Feb)	Fagun (Feb-Mar)	Chait (Mar-Apr)	Baisakh (Apr-May)	Jestha (May-Jun)	Asar (Jun-Jul)	Total
1	Diarrhoea & Dysentery	104	45	22	29	36	36	18	26	46	70	78	152	662
2	ARI	70	120	92	48	63	41	61	100	113	135	143	55	1,041
3	Helmenthiasis	65	81	38	22	43	38	33	17	58	18	35	177	625
4	Anaemia	21	43	15	7	13	5	5	35	18	15	13	22	212
5	Ear, Nose & Throat	38	34	45	32	26	48	39	34	31	25	27	71	450
6	Abdomen Pain	38	54	39	21	39	37	33	49	61	38	52	62	523
7	Injuries & Accidents	57	48	26	29	38	49	24	16	20	20	22	70	419
8	Poisoning	0	0	0	0	0	0	0	0	0	0	0	0	0
9	Skin Diseases	94	101	85	73	43	65	43	32	38	45	43	112	774
10	Others	171	197	162	123	117	87	126	135	161	166	239	196	1,880
	Total	532	723	524	384	418	406	382	444	546	532	652	917	6,460



MONTHLY RECORD OF MORBIDITY
Gundu HP
 1992-1993 (2049-2050)

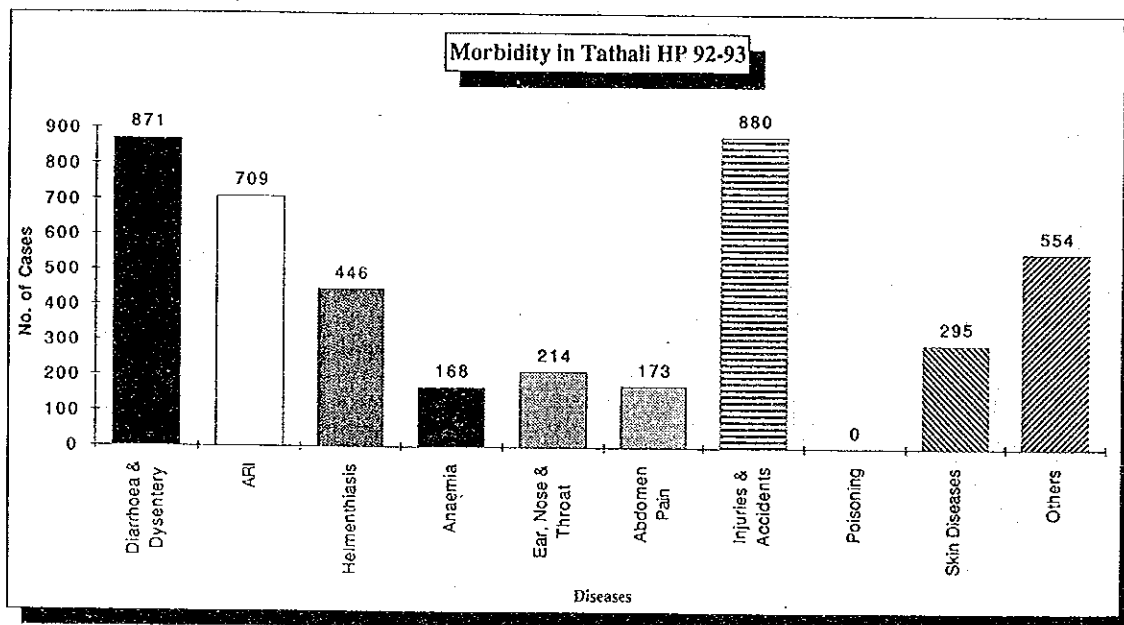
SN	Diseases	Shrawan (Jul-Aug)	Bhadra (Aug-Sep)	Asoj (Sep-Oct)	Kartik (Oct-Nov)	Mangsir (Nov-Dec)	Push (Dec-Jan)	Magh (Jan-Feb)	Fagun (Feb-Mar)	Chait (Mar-Apr)	Baisakh (Apr-May)	Jesha (May-Jun)	Asar (Jun-Jul)	Total
1	Diarhoea & Dysentery	107	53	32	51	42	28	14	18	42	82	119	147	735
2	ARI	72	66	56	34	33	37	55	80	114	58	32	37	674
3	Helmenthiasis	90	38	22	100	10	12	16	27	30	35	40	33	503
4	Anaemia	3	3	7	5	15	15	10	3	6	6	11	5	89
5	Ear, Nose & Throat	37	46	13	15	26	10	12	35	24	40	27	39	324
6	Abdomen Pain	41	26	35	105	10	7	13	28	36	29	28	21	379
7	Injuries & Accidents	22	12	18	15	5	13	11	33	14	18	48	28	237
8	Poisoning	0	1	0	0	0	0	1	0	1	0	1	0	4
9	Skin Diseases	210	175	144	175	134	78	89	70	73	122	141	144	1,555
10	Others	262	379	179	120	195	174	185	214	320	250	231	291	2,800
	Total	844	799	506	620	470	374	406	508	660	640	678	795	7,300



MONTHLY RECORD OF MORBIDITY Tathali HP

1992-1993 (2049-2050)

SN	Diseases	Shrawan (Jul-Aug)	Bhadra (Aug-Sep)	Asoj (Sep-Oct)	Kartik (Oct-Nov)	Mangalr (Nov-Dec)	Push. (Dec-Jan)	Magh (Jan-Feb)	Fegun (Feb-Mar)	Chait (Mar-Apr)	Baisakh (Apr-May)	Jestha (May-Jun)	Asar (Jun-Jul)	Total
1	Diarrhoea & Dysentery	140	137	170	20	23	24	30	92	16	63	92	64	871
2	ARI	34	35	87	52	48	59	47	88	78	52	88	41	709
3	Helmenthiasis	56	46	37	14	17	24	24	67	27	20	67	47	446
4	Anaemia	3	16	10	5	12	2	15	39	0	2	39	25	168
5	Ear, Nose & Throat	17	14	11	8	10	8	9	44	13	5	44	31	214
6	Abdomen Pain	30	8	9	2	9	13	7	30	6	8	30	21	173
7	Injuries & Accidents	98	100	86	17	13	85	45	156	34	49	156	41	880
8	Poisoning	0	0	0	0	0	0	0	0	0	0	0	0	0
9	Skin Diseases	39	42	8	20	30	17	21	24	2	10	24	58	295
10	Others	122	51	30	21	25	30	4	50	30	45	50	96	554
	Total	539	449	448	159	187	262	202	590	206	254	590	424	4,310

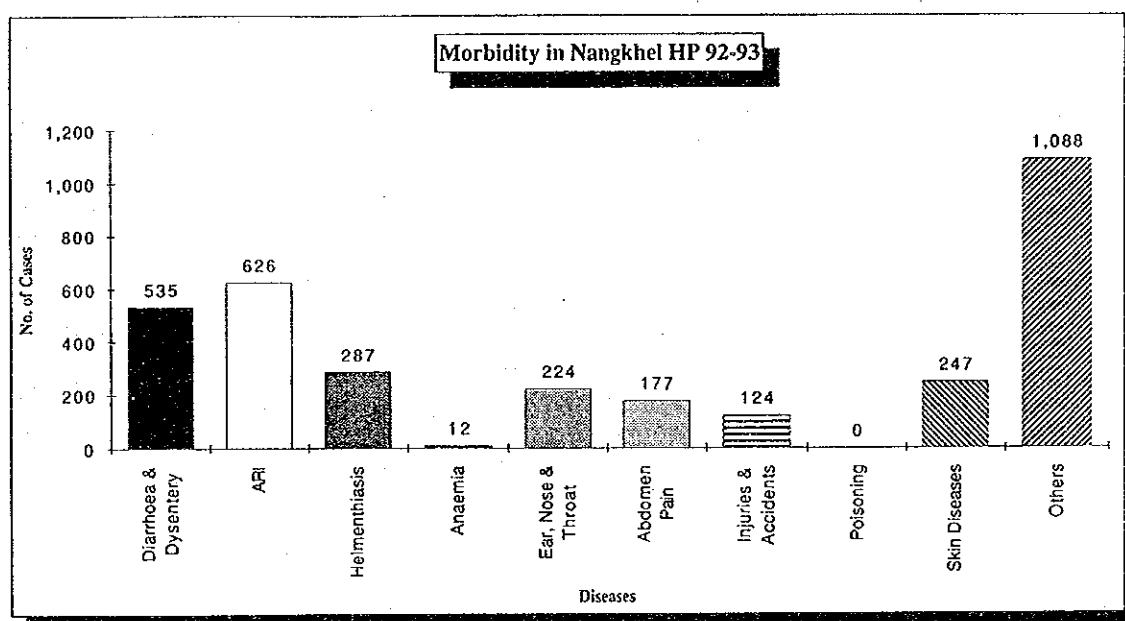


MONTHLY RECORD OF MORBIDITY

Nangkhel HP

1992-1993 (2049-2050)

SN	Diseases	Shrawan (Jul-Aug)	Bhadra (Aug-Sep)	Asoj (Sep-Oct)	Karlik (Oct-Nov)	Hongsir (Nov-Dec)	Push (Dec-Jan)	Magh (Jan-Feb)	Fagun (Feb-Mar)	Chait (Mar-Apr)	Baisakh (Apr-May)	Jestha (May-Jun)	Asar (Jun-Jul)	Total
1	Diarrhoea & Dysentery	59	42	19	13	81	17	11	24	30	42	89	108	535
2	ARI	64	136	56	40	47	18	42	56	64	34	38	31	626
3	Helmenthiasis	48	13	11	17	8	14	13	26	23	41	25	48	287
4	Anaemia	1	1	0	3	1	1	4	0	0	0	0	1	12
5	Ear, Nose & Throat	15	8	10	17	18	25	12	20	33	27	13	26	224
6	Abdomen Pain	13	11	9	7	7	17	13	11	14	17	33	25	177
7	Injuries & Accidents	6	12	8	11	8	20	5	8	5	22	10	9	124
8	Poisoning	0	0	0	0	0	0	0	0	0	0	0	0	0
9	Skin Diseases	26	19	22	16	20	17	8	8	19	13	32	47	247
10	Others	110	78	70	73	80	66	92	111	86	73	127	122	1,088
	Total	342	320	205	197	270	195	200	264	274	269	367	417	3,320

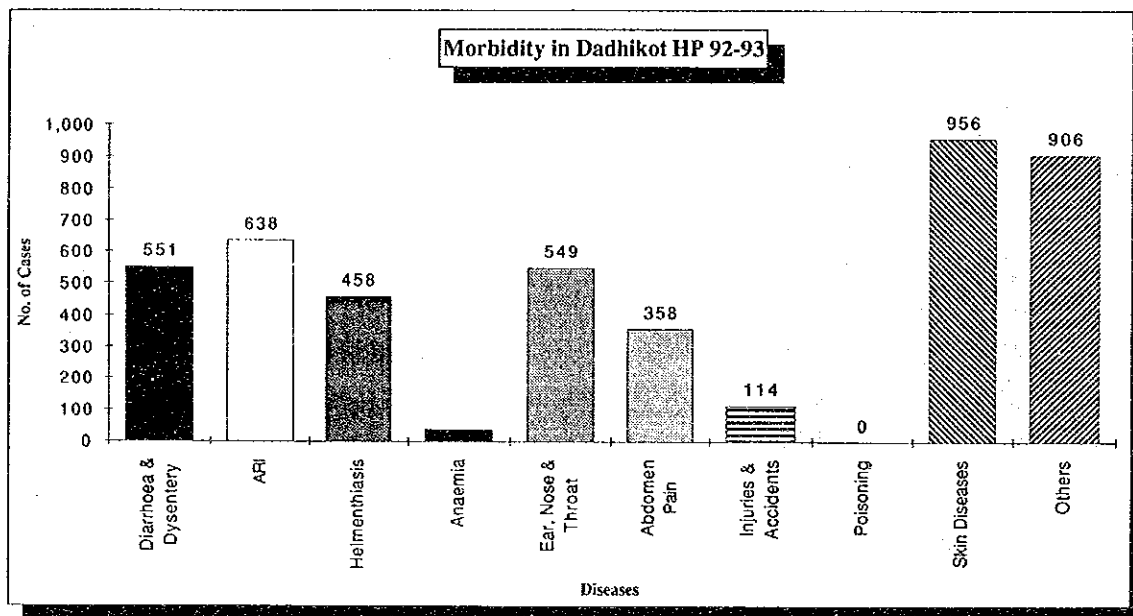


MONTHLY RECORD OF MORBIDITY

Dadhikot HP

1992-1993 (2049-2050)

Sr	Diseases	Shrawan (Jul-Aug)	Bhadra (Aug-Sep)	Asoj (Sep-Oct)	Kartik (Oct-Nov)	Mangsir (Nov-Dec)	Push (Dec-Jan)	Magh (Jan-Feb)	Fagun (Feb-Mar)	Chait (Mar-Apr)	Baisakh (Apr-May)	Jeshta (May-Jun)	Asar (Jun-Jul)	Total
1	Diarrhoea & Dysentery	101	32	27	34	24	16	18	24	80	41	87	67	551
2	ARI	69	61	41	30	39	37	50	66	73	58	67	47	638
3	Helmenthiasis	63	41	13	19	13	11	34	45	84	59	38	38	458
4	Anaemia	0	1	2	0	0	0	2	0	8	11	13	3	40
5	Ear, Nose & Throat	68	51	62	14	50	48	23	15	30	22	77	89	549
6	Abdomen Pain	9	30	21	5	5	14	15	6	17	8	109	119	358
7	Injuries & Accidents	1	8	5	0	5	5	16	6	21	3	17	27	114
8	Poisoning	0	0	0	0	0	0	0	0	0	0	0	0	0
9	Skin Diseases	142	127	89	78	56	58	28	44	60	42	111	121	956
10	Others	92	88	92	75	67	59	89	80	110	91	33	30	906
	Total	545	439	352	255	259	248	275	286	483	335	552	541	4,570

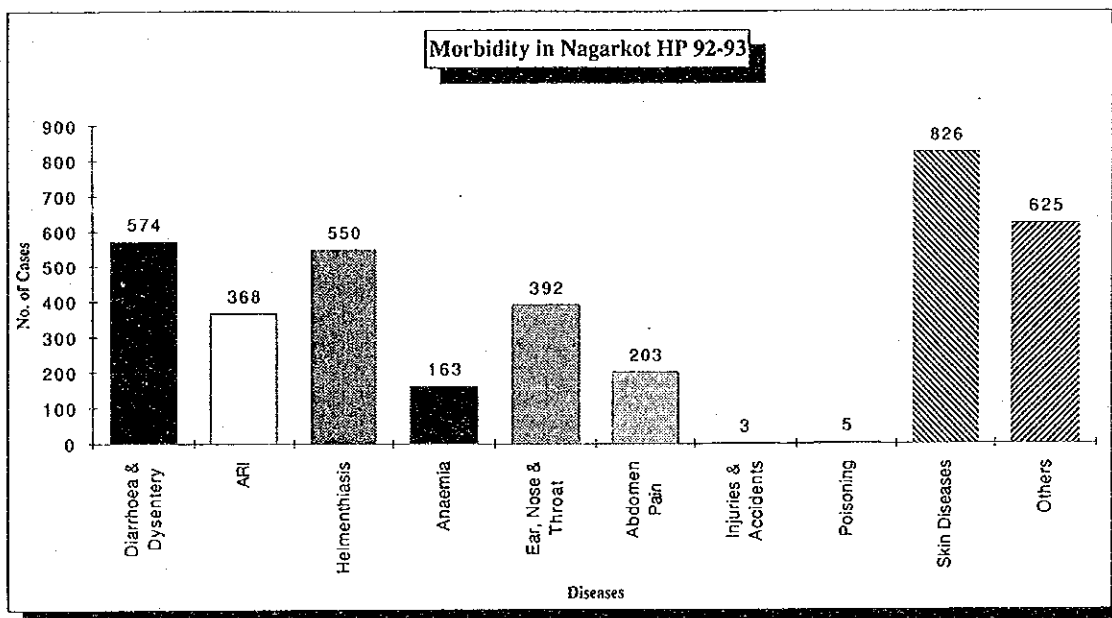


MONTHLY RECORD OF MORBIDITY

Nagarkot HP

1992-1993 (2049-2050)

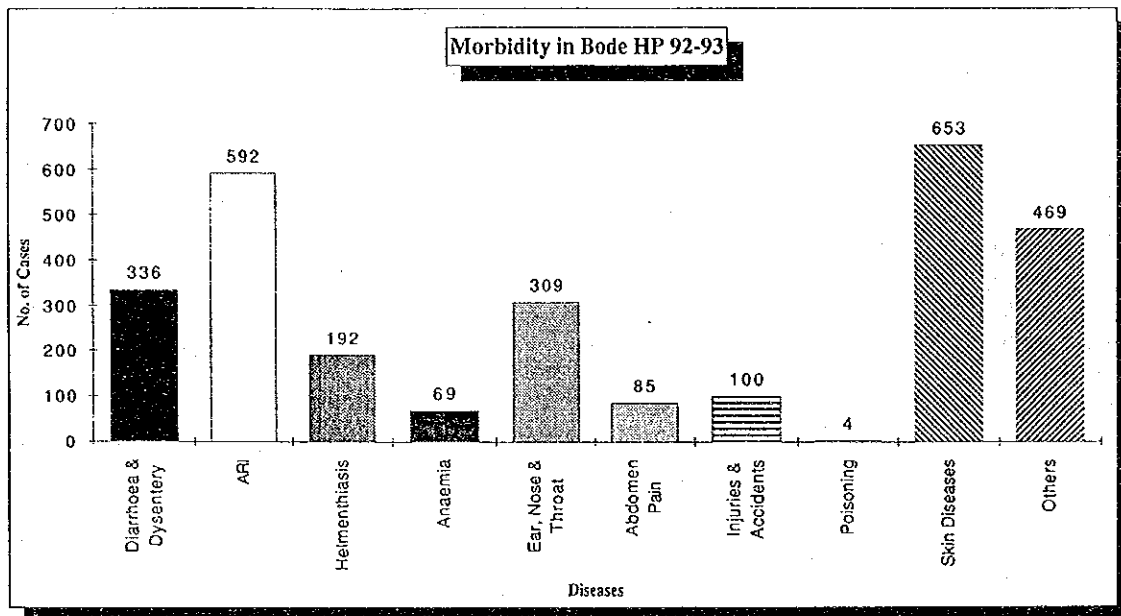
SN	Diseases	Shrawan (Jul-Aug)	Bhadra (Aug-Sep)	Asoj (Sep-Oct)	Kartik (Oct-Nov)	Mangsir (Nov-Dec)	Push (Dec-Jan)	Magh (Jan-Feb)	Fagon (Feb-Mar)	Chait (Mar-Apr)	Baisakh (Apr-May)	Josha (May-Jun)	Asar (Jun-Jul)	Total
1	Diarrhoea & Dysentery	75	50	40	30	25	40	23	38	68	52	60	73	574
2	ARI	65	20	25	15	15	10	30	30	50	30	38	40	368
3	Helmenthiasis	120	45	35	40	40	35	25	10	20	45	65	70	550
4	Anaemia	35	5	10	5	14	10	20	12	14	10	11	17	163
5	Ear, Nose & Throat	55	30	15	15	10	23	10	27	25	22	10	150	392
6	Abdomen Pain	50	10	10	9	5	10	5	10	10	30	12	42	203
7	Injuries & Accidents	0	0	0	0	0	0	0	0	3	0	0	0	3
8	Poisoning	0	0	0	0	0	0	0	0	0	0	5	0	5
9	Skin Diseases	120	46	36	20	60	45	30	34	49	55	120	211	826
10	Others	11	60	40	25	20	20	55	80	70	40	99	105	625
	Total	531	266	211	159	189	193	198	241	309	284	420	708	3,709



MONTHLY RECORD OF MORBIDITY Bode HP

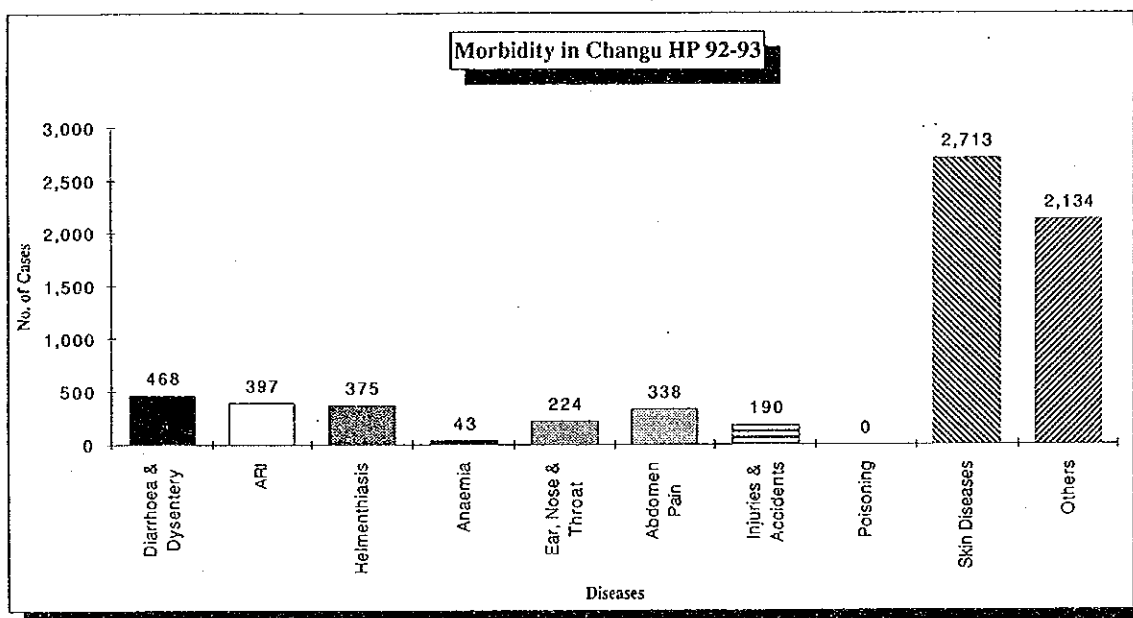
1992-1993 (2049-2050)

SN	Diseases	Shrawan (Jul-Aug)	Bhadra (Aug-Sep)	Aso (Sep-Oct)	Kartik (Oct-Nov)	Mangsir (Nov-Dec)	Push (Dec-Jan)	Magh (Jan-Feb)	Fagun (Feb-Mar)	Chait (Mar-Apr)	Baisakh (Apr-May)	Josha (May-Jun)	Aser (Jun-Jul)	Total
1	Diarrhoea & Dysentery	54	17	21	19	22	12	7	9	12	40	53	70	336
2	ARI	48	95	61	34	31	31	57	51	43	49	40	52	592
3	Helmenthiasis	14	15	13	11	11	9	7	15	13	17	28	39	192
4	Anaemia	1	3	0	58	0	0	0	0	2	0	1	4	69
5	Ear, Nose & Throat	35	43	29	1	30	22	18	33	17	25	26	30	309
6	Abdomen Pain	6	16	3	22	6	3	3	4	2	10	6	4	85
7	Injuries & Accidents	11	7	7	5	9	9	7	7	4	11	9	14	100
8	Poisoning	0	0	0	4	0	0	0	0	0	0	0	0	4
9	Skin Diseases	80	102	55	0	69	44	37	36	31	47	68	84	653
10	Others	36	51	46	51	29	34	23	33	24	50	51	41	469
	Total	285	349	235	205	207	164	159	188	148	249	282	338	2,809



MONTHLY RECORD OF MORBIDITY
Changu Narayan HP
 1992-1993 (2049-2050)

SN	Diseases	Shrawan (Jul-Aug)	Bhadra (Aug-Sep)	Asoj (Sep-Oct)	Kartik (Oct-Nov)	Mangsir (Nov-Dec)	Push (Dec-Jan)	Magh (Jan-Feb)	Fagun (Feb-Mar)	Chait (Mar-Apr)	Baisakh (Apr-May)	Jestha (May-Jun)	Asar (Jun-Jul)	Total
1	Diarrhoea & Dysentery	66	40	20	16	27	26	23	14	22	48	70	96	468
2	ARI	36	48	35	32	25	17	32	59	20	43	16	34	397
3	Helmenthiasis	52	22	23	18	18	22	38	47	17	20	44	54	375
4	Anaemia	7	4	2	2	2	5	2	4	6	5	0	4	43
5	Ear, Nose & Throat	25	27	15	24	19	16	16	23	12	14	19	14	224
6	Abdomen Pain	46	46	30	18	27	25	23	15	26	27	37	18	338
7	Injuries & Accidents	15	17	10	19	13	12	22	20	18	17	8	19	190
8	Poisoning	0	0	0	0	0	0	0	0	0	0	0	0	0
9	Skin Diseases	447	495	281	281	258	95	114	169	154	127	162	130	2,713
10	Others	227	203	108	108	113	120	140	162	173	108	132	540	2,134
	Total	921	902	524	518	502	338	410	513	448	409	488	909	6,852



JICA

11