

Appendix 11-3 Channel Matrix in 2010 (13/16)

	Name of PC	Abb	56 BUTN	57 PRPD	58 MLYB	59 MBO	60 OZMS	61 CDOC	62 SRGO	63 TAGM	64 DVAO
1	Bangued	BNGD	0	0	0	0	0	0	0	0	0
2	Baguio	BGIO	0	0	0	0	0	0	0	0	0
3	Laoag	LAOG	0	0	0	0	0	0	0	0	0
4	Vigan	VIGN	0	0	0	0	0	0	0	0	0
5	San Fernando	SFNU	0	0	0	0	0	0	0	0	0
6	Bontoc	BNTC	0	0	0	0	0	0	0	0	0
7	Dagupan	DGPN	0	0	0	0	0	0	0	0	0
8	Tuguegarao	TGRO	0	0	0	0	0	0	0	0	0
9	Lagawe	LGWE	0	0	0	0	0	0	0	0	0
10	Iligan	ILGN	0	0	0	0	0	0	0	0	0
11	Tabuk	TBUK	0	0	0	0	0	0	0	0	0
12	Bayombog	BYBG	0	0	0	0	0	0	0	0	0
13	Cabarroguis	CBRS	0	0	0	0	0	0	0	0	0
14	Balanga	BLGA	0	0	0	0	0	0	0	0	0
15	Malolos	MALS	0	0	0	0	0	0	0	0	0
16	Cabanatuan	CBTN	0	0	0	0	0	0	0	0	0
17	San Fernand	SFNP	0	0	0	0	0	0	0	0	0
18	Tarlac	TRLC	0	0	0	0	0	0	0	0	0
19	Subic	SUBC	0	0	0	0	0	0	0	0	0
20	Manila	MNIL	150	124	301	0	128	256	128	274	433
21	Baler	BLER	0	0	0	0	0	0	0	0	0
22	Batangas	BTGC	0	0	0	0	0	0	0	0	0
23	Cavite	CVTC	0	0	0	0	0	0	0	0	0
24	Calamba	CALB	0	0	0	0	0	0	0	0	0
25	Boac	BOAC	0	0	0	0	0	0	0	0	0
26	San Jose	SJSE	0	0	0	0	0	0	0	0	0
27	Calapan	CLPN	0	0	0	0	0	0	0	0	0
28	Puerto Princesa	PPRC	0	0	0	0	0	0	0	0	0
29	Lucena	LCAC	0	0	0	0	0	0	0	0	0
30	Romblon	ROMB	0	0	0	0	0	0	0	0	0
31	Legaspi	LGZP	0	0	0	0	0	0	0	0	0
32	Daet	DAET	0	0	0	0	0	0	0	0	0
33	Naga	NAGA	0	0	0	0	0	0	0	0	0
34	Virac	VIRC	0	0	0	0	0	0	0	0	0
35	Masbate	MSBT	0	0	0	0	0	0	0	0	0
36	Sorsogon	SRGN	0	0	0	0	0	0	0	0	0
37	Kalibo	KLBO	0	0	0	0	0	0	0	0	0
38	San Jose	SNJS	0	0	0	0	0	0	0	0	0
39	Roxas	RXSC	0	0	0	0	0	0	0	0	0
40	Ilioilo	ILOC	0	0	0	0	0	0	0	0	26
41	Bacolod	BCLD	0	0	0	0	0	0	0	0	40
42	Tagbilaran	TGEN	0	0	0	0	0	0	0	0	0
43	Cebu	CEBU	201	161	273	58	210	325	199	343	429
44	Dumaguete	DMGT	0	0	0	0	0	0	0	0	0
45	Siquijor	SQJR	0	0	0	0	0	0	0	0	0
46	Borongan	BRGN	0	0	0	0	0	0	0	0	0
47	Tacloban	TCBN	0	0	0	0	0	0	0	0	0
48	Catarman	CTRN	0	0	0	0	0	0	0	0	0
49	Maasin	MASN	0	0	0	0	0	0	0	0	0
50	Catbalogan	CTLN	0	0	0	0	0	0	0	0	0
51	Isabela	ISBL	0	0	0	0	0	0	0	0	0
52	Jolo	JOLO	0	0	0	0	0	0	0	0	0
53	Bangao	BNGO	0	0	0	0	0	0	0	0	0
54	Dipolog	DPLG	0	0	0	0	0	0	0	0	0
55	Zamboanaga	ZAMB	0	0	0	0	0	0	0	0	29
56	Butuan	BUTN	0	0	0	0	0	0	0	0	32
57	Prosperidad	PRPD	0	0	0	0	0	0	0	0	31

Appendix 11-3 Channel Matrix in 2010 (14/16)

	Name of PC	Abb.	56 BUTN	57 PRPD	58 MLYB	59 MBOJ	60 OZMS	61 CDOC	62 SRGO	63 TAGM	64 DVAO
58	Malaybalay	MLYB	0	0	0	0	0	0	0	29	45
59	Mambajao	MBOJ	0	0	0	0	0	0	0	0	0
60	Ozamis	OZMS	0	0	0	0	0	0	0	0	0
61	Cagayan de Oro	CDOC	0	0	0	0	0	0	0	36	58
62	Surigao	SRGO	0	0	0	0	0	0	0	0	0
63	Tagum	TAGM	0	0	28	0	0	36	0	0	419
64	Davao	DVAO	32	31	44	0	0	58	0	419	0
65	Mati	MATI	0	0	0	0	0	0	0	77	129
66	Gen. Santos	GSTC	0	0	33	0	0	40	0	122	281
67	Tandag	TNDG	32	32	30	0	0	0	0	41	56
68	Iligan	ILGN	0	0	0	0	0	0	0	0	0
69	Marawi	MRWC	0	0	0	0	0	0	0	0	0
70	Cotabato	CBTO	0	0	0	0	0	0	0	0	41
71	Kidapawan	KDPW	0	0	0	0	0	0	0	30	76
72	Isulan	ISLN	0	0	0	0	0	0	0	0	0
	TOTAL		415	348	709	58	338	715	327	1,371	2,125

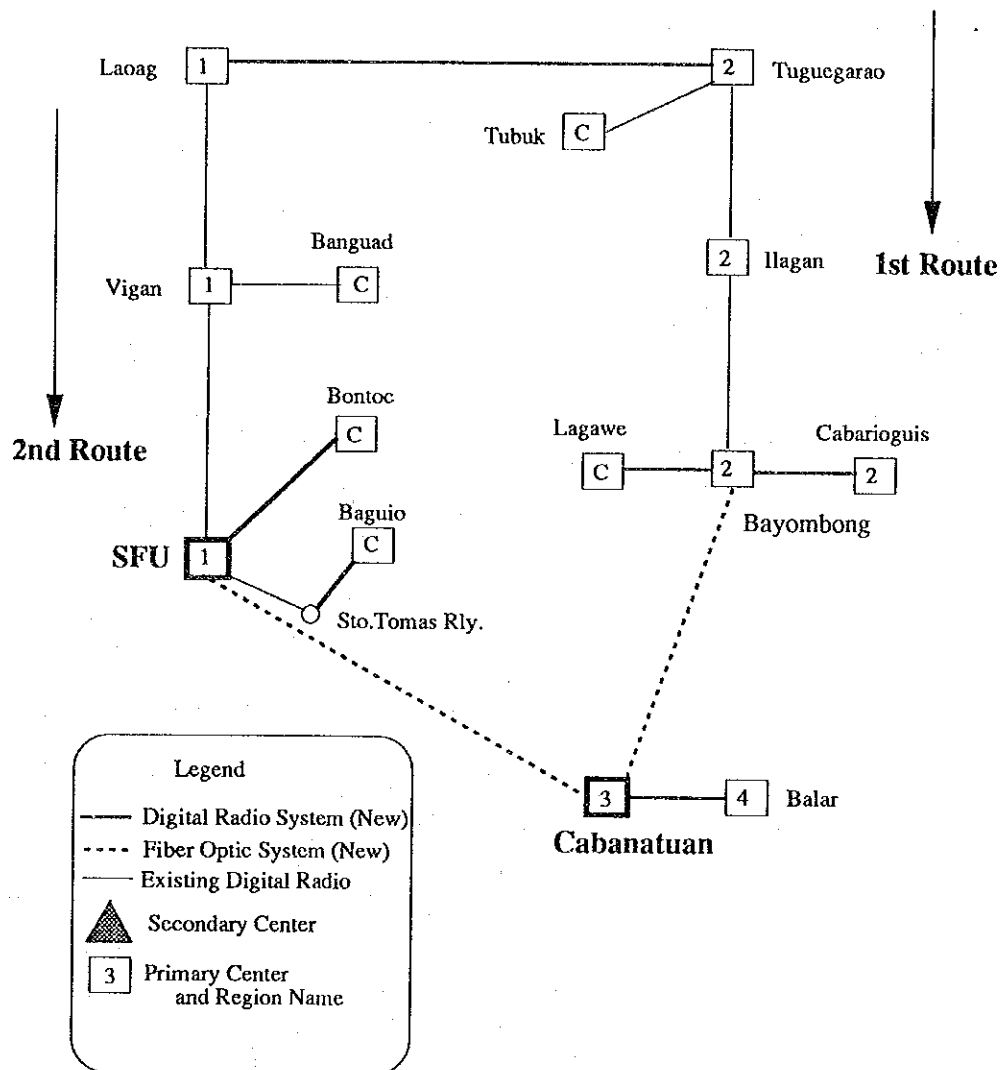
Appendix 11-3 Channel Matrix in 2010 (15/16)

	Name of PC	Abb.	65 MATI	66 GSTC	67 TNDG	68 ILGN	69 MRWC	70 CBTO	71 KDPW	72 ISLN	TOTAL
1	Bangued	BNGD	0	0	0	0	0	0	0	0	117
2	Baguio	BGIO	0	0	0	0	0	0	0	0	330
3	Laoag	LAOG	0	0	0	0	0	0	0	0	286
4	Vigan	VIGN	0	0	0	0	0	0	0	0	307
5	San Fernando	SFNU	0	0	0	0	0	0	0	0	339
6	Bontoc	BNTC	0	0	0	0	0	0	0	0	77
7	Dagupan	DGPN	0	0	0	0	0	0	0	0	1,235
8	Tuguegarao	TGRO	0	0	0	0	0	0	0	0	223
9	Lagawe	LGWE	0	0	0	0	0	0	0	0	46
10	Ilagan	ILGN	0	0	0	0	0	0	0	0	287
11	Tabuk	TBUK	0	0	0	0	0	0	0	0	63
12	Bayombog	BYBG	0	0	0	0	0	0	0	0	87
13	Cabarroguis	CBRS	0	0	0	0	0	0	0	0	37
14	Balanga	BLGA	0	0	0	0	0	0	0	0	600
15	Malolos	MALS	0	0	0	0	0	0	0	0	2,113
16	Cabanatuan	CBTN	0	0	0	0	0	0	0	0	1,772
17	San Fernand	SFNP	0	0	0	0	0	0	0	0	2,187
18	Tarlac	TRLC	0	0	0	0	0	0	0	0	1,242
19	Subic	SUBC	0	0	0	0	0	0	0	0	833
20	Manila	MNIL	101	335	144	49	46	60	54	33	21,725
21	Baler	BLER	0	0	0	0	0	0	0	0	172
22	Batangas	BTGC	0	0	0	0	0	0	0	0	1,949
23	Cavite	CVTC	0	0	0	0	0	0	0	0	1,469
24	Calamba	CALB	0	0	0	0	0	0	0	0	1,900
25	Boac	BOAC	0	0	0	0	0	0	0	0	252
26	San Jose	SJSE	0	0	0	0	0	0	0	0	355
27	Calapan	CLPN	0	0	0	0	0	0	0	0	691
28	Puerto Princesa	PPRC	0	0	0	0	0	0	0	0	655
29	Lucena	LCAC	0	0	0	0	0	0	0	0	1,748
30	Romblon	ROMB	0	0	0	0	0	0	0	0	278
31	Legaspi	LGZP	0	0	0	0	0	0	0	0	259
32	Daet	DAET	0	0	0	0	0	0	0	0	116
33	Naga	NAGA	0	0	0	0	0	0	0	0	355
34	Virac	VIRC	0	0	0	0	0	0	0	0	60
35	Masbate	MSBT	0	0	0	0	0	0	0	0	172
36	Sorsogon	SRGN	0	0	0	0	0	0	0	0	160
37	Kalibo	KLBO	0	0	0	0	0	0	0	0	247
38	San Jose	SNJS	0	0	0	0	0	0	0	0	257
39	Roxas	RXSC	0	0	0	0	0	0	0	0	377
40	Iloilo	ILOC	0	0	0	0	0	0	0	0	1,077
41	Bacolod	BCLD	0	33	0	0	0	0	0	0	1,519
42	Tagbilaran	TGBN	0	0	0	0	0	0	0	0	555
43	Cebu	CBEU	180	388	254	198	188	170	116	108	7,722
44	Dumaguete	DMGT	0	0	0	0	0	0	0	0	566
45	Siquijor	SQJR	0	0	0	0	0	0	0	0	55
46	Borongan	BRGN	0	0	0	0	0	0	0	0	72
47	Tacloban	TCBN	0	0	0	0	0	0	0	0	284
48	Catarman	CTRN	0	0	0	0	0	0	0	0	81
49	Maasin	MASN	0	0	0	0	0	0	0	0	70
50	Catbalogan	CTLN	0	0	0	0	0	0	0	0	110
51	Isabela	ISBL	0	0	0	0	0	0	0	0	97
52	Jolo	JOLO	0	0	0	0	0	0	0	0	176
53	Bangao	BNGO	0	0	0	0	0	0	0	0	91
54	Dipolog	DPLG	0	0	0	0	0	0	0	0	264
55	Zamboanaga	ZAMB	0	30	0	0	0	0	0	0	578
56	Butuan	BUTN	0	0	32	0	0	0	0	0	423
57	Prosperidad	PRPD	0	0	33	0	0	0	0	0	355

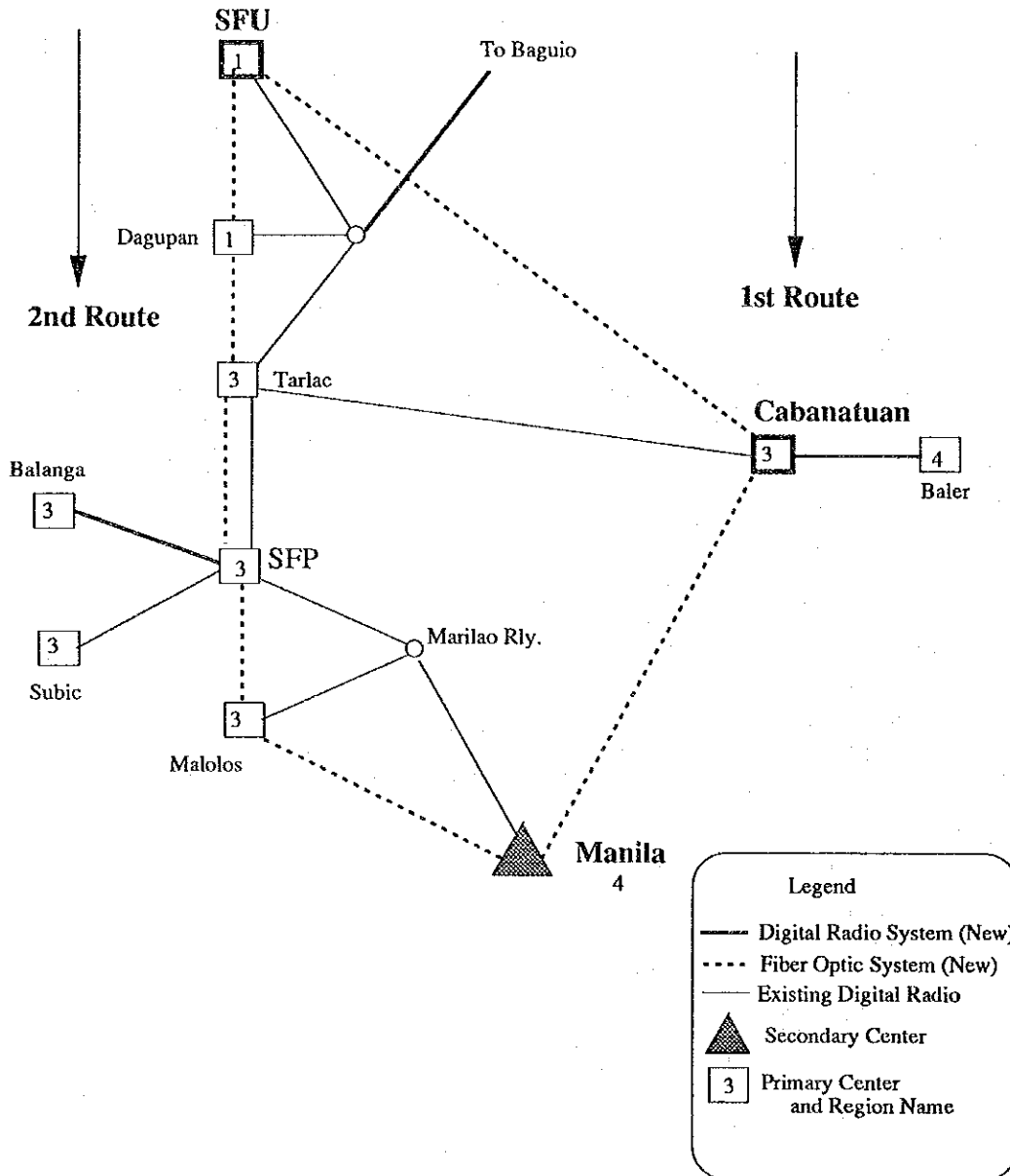
Appendix 11-3 Channel Matrix in 2010 (16/16)

	Name of PC	Abb.	65 MATI	66 GSTC	67 TNDG	68 ILGN	69 MRWC	70 CBTO	71 KDPW	72 ISLN	TOTAL
58	Malaybalay	MLYB	0	34	32	0	0	0	0	0	717
59	Mambajao	MBJO	0	0	0	0	0	0	0	0	62
60	Ozamis	OZMS	0	0	0	0	0	0	0	0	343
61	Cagayan de Oro	CDOC	0	40	0	0	0	0	0	0	728
62	Surigao	SRGO	0	0	0	0	0	0	0	0	332
63	Tagum	TAGM	77	121	41	0	0	0	30	0	1,415
64	Davao	DVAO	129	279	57	0	0	41	76	0	2,193
65	Mati	MATI	0	58	0	0	0	0	0	0	568
66	Gen. Santos	GSTC	58	0	37	0	0	37	44	39	1,515
67	Tandag	TNDG	0	36	0	0	0	0	0	0	642
68	Iligan	ILGN	0	0	0	0	0	0	0	0	254
69	Marawi	MRWC	0	0	0	0	0	0	0	0	241
70	Cotabato	CBTO	0	37	0	0	0	0	0	0	316
71	Kidapawan	KDPW	0	44	0	0	0	0	0	0	330
72	Isulan	ISLN	0	39	0	0	0	0	0	0	184
	TOTAL		545	1,474	630	247	234	308	320	180	69,313

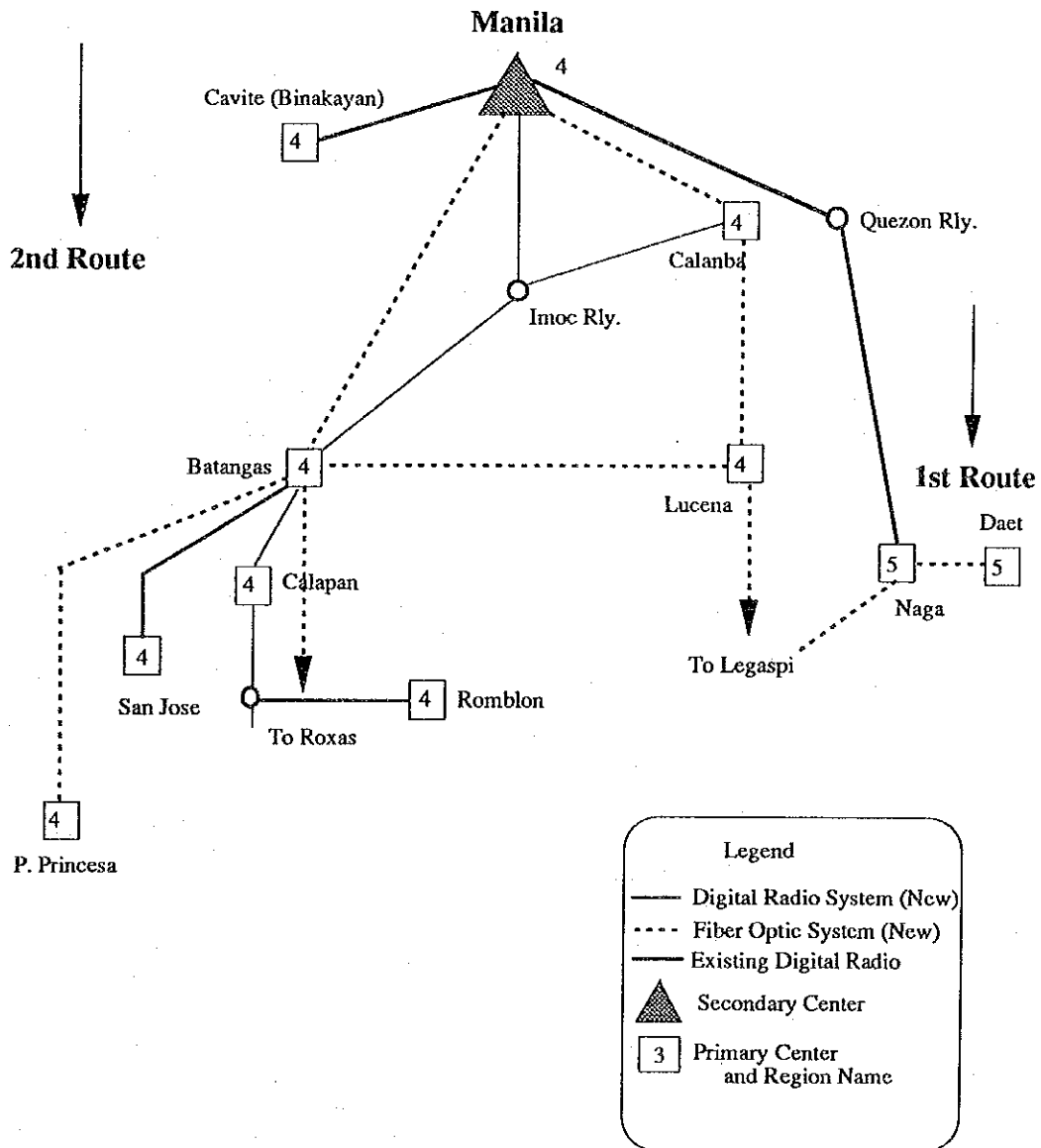
Appendix 11 - 4 (a) Routing Plan (Loop 1)



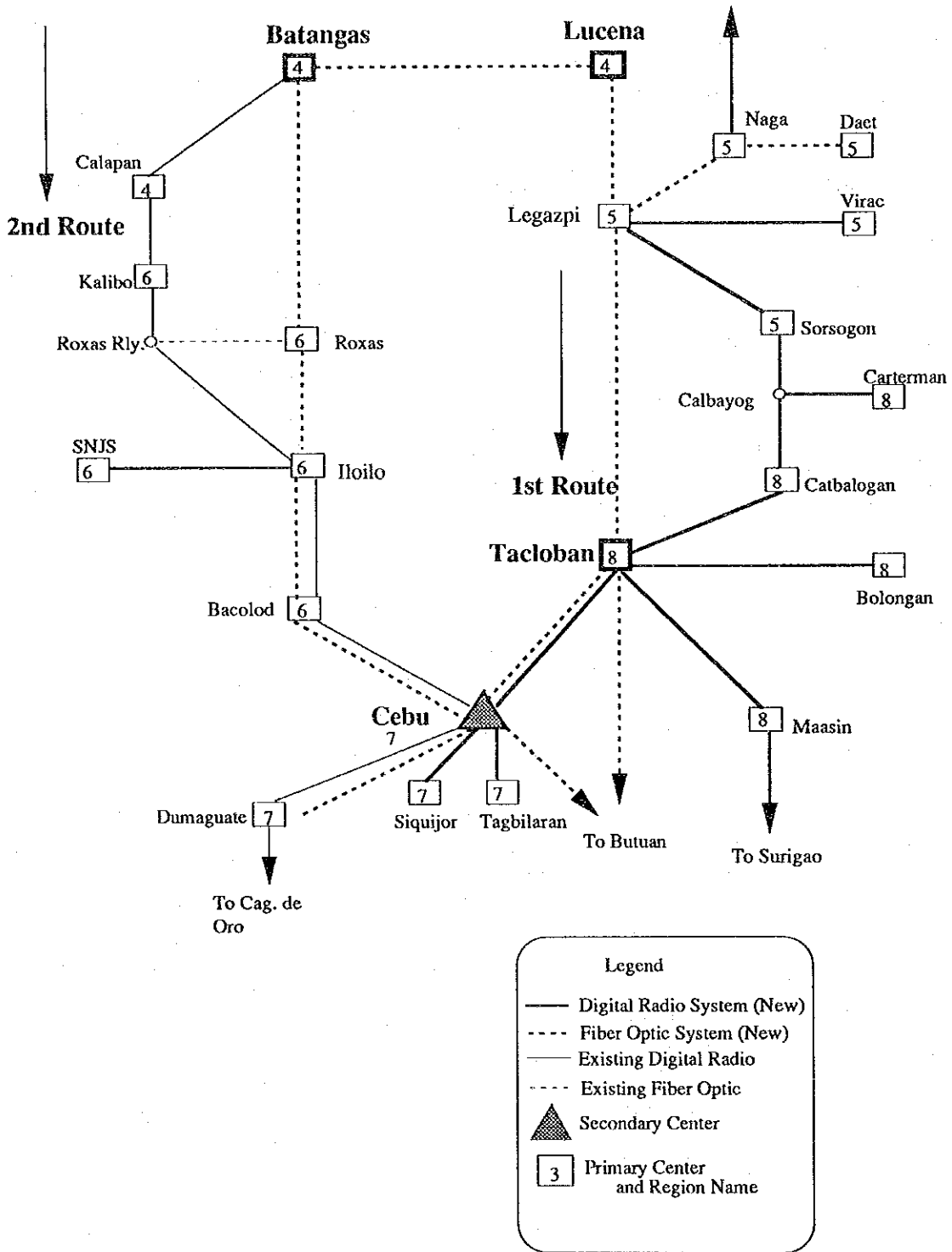
Appendix 11 - 4 (b) Routing Plan (Loop 2)



Appendix 11 - 4 (c) Routing Plan (Loop 3)

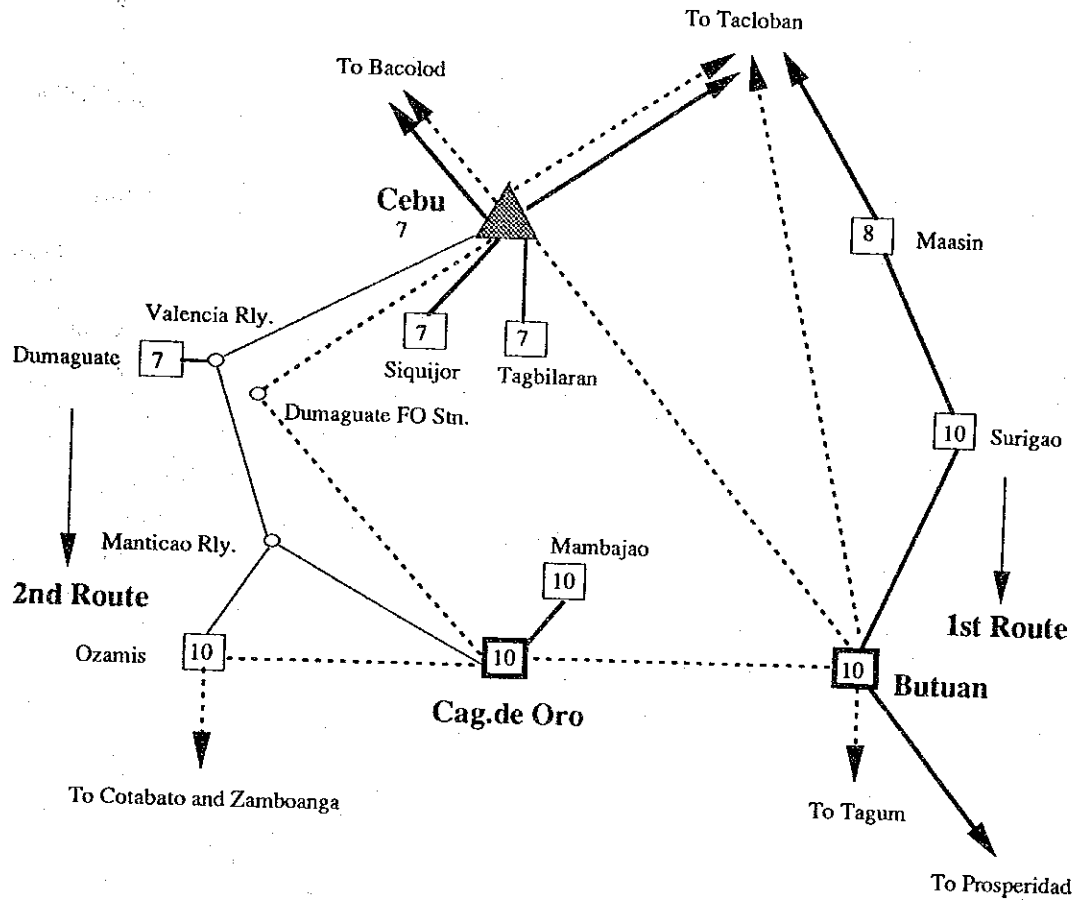


Appendix 11 - 4 (d) Routing Plan (Loop 4)





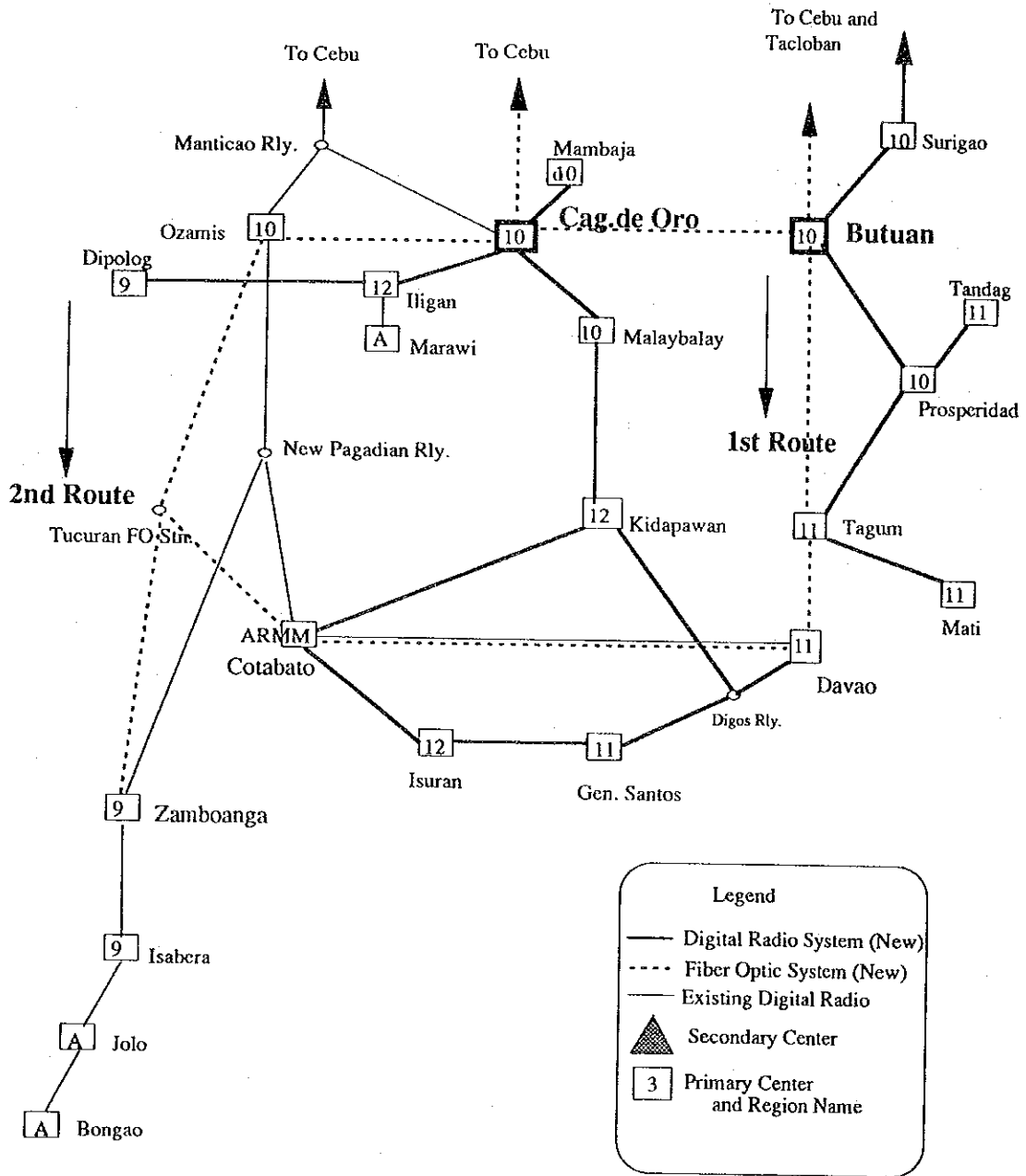
Appendix 11 - 4 (e) Routing Plan (Loop 5)



Legend

- Digital Radio System (New)
- Fiber Optic System (New)
- - - Existing Digital Radio
- ▲ Secondary Center
- 3 Primary Center and Region Name

Appendix 11 - 4 (f) Routing Plan (Loop 6)



## **APPENDIX 12**

### **TELECOMMUNICATIONS FACILITIES PLAN**



Appendix 12-1 Expansion Plan of Local Switching (Provincial Area) (1/23)

Region Name	Province Name	Municipalities Name	Operators & Facilities		Exist Switching Capacities	Phase A			Phase B			Phase C		
			Operators Name	Switching Type		SW Type	Added Capacity	TOTAL Capacities	SW Type	Added Capacity	TOTAL Capacities	SW Type	Added Capacity	TOTAL Capacities
CAR	ABRA	Bangued	FILPHONE	N-RSU	600	LS	100	700	LS	600	1,300	LS	1,400	2,700
CAR	ABRA	Boliney					0	0		0	0	RLU	300	300
CAR	ABRA	Bucay					0	0		0	0	RSU	900	900
CAR	ABRA	Bucloc					0	0		0	0	RLU	200	200
CAR	ABRA	Daguoman					0	0		0	0	RLU	100	100
CAR	ABRA	Danglas					0	0		0	0	RLU	300	300
CAR	ABRA	Dolores				RLU	200	200	RLU	100	300	RSU	300	600
CAR	ABRA	La Paz	RTDP	CABLEX		RLU	200	200	RSU	200	400	RSU	400	800
CAR	ABRA	Lacub					0	0		0	0	RLU	200	200
CAR	ABRA	Lagangilang				RLU	200	200	LS	200	400	LS	400	800
CAR	ABRA	Lagayan					0	0		0	0	RLU	300	300
CAR	ABRA	Langiden					0	0		0	0	RLU	200	200
CAR	ABRA	Licuan-Basy(Licuan)					0	0		0	0	RLU	300	300
CAR	ABRA	Luba					0	0		0	0	RSU	400	400
CAR	ABRA	Malibcong					0	0		0	0	RLU	300	300
CAR	ABRA	Manabo					0	0		0	0	LS	600	600
CAR	ABRA	Penarrubia					0	0		0	0	RLU	400	400
CAR	ABRA	Pidigan	RTDP	CABLEX		RLU	200	200	RLU	100	300	RSU	300	600
CAR	ABRA	Pilar					0	0		0	0	RSU	600	600
CAR	ABRA	Salapadan					0	0		0	0	RSU	400	400
CAR	ABRA	San Isidro					0	0		0	0	RLU	300	300
CAR	ABRA	San Juan				RLU	200	200	RLU	100	300	RSU	300	600
CAR	ABRA	San Quintin					0	0		0	0	RLU	300	300
CAR	ABRA	Tayum	RTDP	CABLEX		RLU	200	200	RSU	200	400	RSU	400	800
CAR	ABRA	Tineg					0	0		0	0	RLU	300	300
CAR	ABRA	Tubo					0	0		0	0	RLU	400	400
CAR	ABRA	Villaviecosa					0	0		0	0	RLU	400	400
CAR					600	0	1,300	1,900	0	1,500	3,400	0	10,700	14,100
CAR	BENGUET	Atok					0	0		0	0	RSU	1,000	1,000
CAR	BENGUET	Baguio City	PR.TEL	SPC-D	7,500	LS	0	7,500	LS	200	7,700	LS	8,000	15,700
CAR	BENGUET	Bakun					0	0		0	0	RSU	800	800
CAR	BENGUET	Bokod					0	0		0	0	RSU	800	800
CAR	BENGUET	Buguias					0	0	RSU	800	800	RSU	1,000	1,800
CAR	BENGUET	Ilogon				RSU	1,300	1,300	RSU	1,000	2,300	LS	2,500	4,800
CAR	BENGUET	Kabayuan					0	0		0	0	RSU	700	700
CAR	BENGUET	Kapangan					0	0		0	0	RSU	1,100	1,100
CAR	BENGUET	Kibungan(3)					0	0		0	0	RSU	900	900
CAR	BENGUET	La Trinidad	PLDT	EMD-V	400	LS	600	1,000	LS	800	1,800	LS	1,900	3,700
CAR	BENGUET	La Trinidad							RSU					
CAR	BENGUET	Mankayan					0	0		1,000	1,000	RSU	1,300	2,300
CAR	BENGUET	Sablan				RSU	0	0	RSU	0	0	RSU	600	600
CAR	BENGUET	Tuba					800	800		700	1,500	RSU	1,600	3,100
CAR	BENGUET	Tublay					0	0	0	0	0	RSU	800	800
CAR	BENGUET				7,900		2,700	10,600		4,500	15,100	0	23,000	38,100
CAR	MOUNTAIN PROVINCE	Batlig					0	0		0	0	RSU	500	500
CAR	MOUNTAIN PROVINCE	Bauko				RSU	400	400	RSU	300	700	RSU	800	1,500
CAR	MOUNTAIN PROVINCE	Beaso				RLU	200	200	RLU	100	300	RSU	300	600
CAR	MOUNTAIN PROVINCE	Bontoc	FILPHONE	SPC-D	210	LS	100	310	LS	200	510	LS	700	1,210
CAR	MOUNTAIN PROVINCE	Natonin					0	0		0	0	RSU	700	700
CAR	MOUNTAIN PROVINCE	Paracelis					0	0		0	0	RSU	900	900
CAR	MOUNTAIN PROVINCE	Sabangan				RLU	200	200	RLU	100	300	RSU	300	600
CAR	MOUNTAIN PROVINCE	Sadanga					0	0		0	0	RSU	500	500
CAR	MOUNTAIN PROVINCE	Sagada	RTDP	CABLEX		RLU	200	200	RLU	100	300	RSU	400	700
CAR	MOUNTAIN PROVINCE	Tadian				RLU	300	300	RSU	200	500	RSU	500	1,000
CAR					210	0	1,400	1,610	0	1,000	2,610	0	5,600	8,210
CAR	IFUGAO	Aguinaldo					0	0	RSU	400	400	RSU	400	800
CAR	IFUGAO	Alfonso Lista(Pulia)					0	0		0	0	RSU	600	600
CAR	IFUGAO	Banaue	FD.PHONE	CABLEX		RLU	300	300	RSU	100	400	RSU	300	700
CAR	IFUGAO	Hingyon					0	0		0	0	RLU	400	400
CAR	IFUGAO	Hungduan(Hondagua)					0	0		0	0	RLU	300	300
CAR	IFUGAO	Kiangin					0	0	RSU	500	500	RSU	400	900
CAR	IFUGAO	Lagawe				LS	200	200	LS	200	400	LS	200	600
CAR	IFUGAO	Lamut					0	0		0	0	RSU	600	600
CAR	IFUGAO	Masoyoso					0	0	RSU	500	500	RSU	500	1,000
CAR	IFUGAO	Tinoc					0	0		0	0	RLU	400	400
CAR					0	0	500	500	0	1,700	2,200	0	4,100	6,300
CAR	KALINGA-APAYAO	Balbalan					0	0		0	0	RSU	400	400
CAR	KALINGA-APAYAO	Calarasan(Bayag)					0	0		0	0	RSU	500	500
CAR	KALINGA-APAYAO	Comner					0	0	RSU	400	400	RSU	300	700
CAR	KALINGA-APAYAO	Flora					0	0		0	0	RSU	500	500
CAR	KALINGA-APAYAO	Kabugao					0	0		0	0	RSU	500	500
CAR	KALINGA-APAYAO	Lubagan					0	0		0	0	RSU	400	400
CAR	KALINGA-APAYAO	Luna					0	0		0	0	RSU	500	500
CAR	KALINGA-APAYAO	Pasil					0	0		0	0	RLU	300	300

Appendix 12-1 Expansion Plan of Local Switching (Provincial Area) (2/23)

Region Name	Province Name	Municipalities Name	Operators & Facilities		Exist Switching Capacities	Phase A			Phase B			Phase C					
			Operator Name	Switching Type		SW Type	Added Capacity	TOTAL Capacities	SW Type	Added Capacity	TOTAL Capacities	SW Type	Added Capacity	TOTAL Capacities			
CAR	KALINGA-APAYAO	Pinukpuk					0	0	RSU	400	400	RSU	400	800			
CAR	KALINGA-APAYAO	Pudtol					0	0		0	0	RLU	300	300			
CAR	KALINGA-APAYAO	Rizal(Liwan)					0	0		0	0	RSU	500	500			
CAR	KALINGA-APAYAO	Santa Marcela					0	0		0	0	RLU	300	300			
CAR	KALINGA-APAYAO	Tabuk	RTDP	SPC-D	240	LS	700	940	LS	500	1,440	LS	1,100	2,540			
CAR	KALINGA-APAYAO	Tanundan					0	0		0	0	RSU	400	400			
CAR	KALINGA-APAYAO	Tinglayan					0	0		0	0	RSU	500	500			
CAR					240	0	700	940	0	1,300	2,240	0	6,500	9,140			
1																	
1	ILOCOS NORTE	Bacarra						RSU	500	500	RSU	300	800	RSU	1,100	1,900	
1	ILOCOS NORTE	Badoc	RTDP	CABLEX				RSU	500	500	RSU	300	800	RSU	1,000	1,800	
1	ILOCOS NORTE	Banguil								0	0	0	RSU	900	900		
1	ILOCOS NORTE	Bitac	FILPHONE	N-RSU	380	LS	500	880	LS	700	1,580	LS	1,800	3,380			
1	ILOCOS NORTE	Burgos								0	0	0	RSU	600	600		
1	ILOCOS NORTE	Carasi								0	0	0	RLU	100	100		
1	ILOCOS NORTE	Curimao	FILPHONE	CABLEX(D)				RLU	200	200	RLU	100	300	RSU	400	700	
1	ILOCOS NORTE	Dingras	FILPHONE	N-RSU	300	LS	300	600	LS	300	900	LS	1,200	2,100			
1	ILOCOS NORTE	Dumalneg								0	0	0	RLU	100	100		
1	ILOCOS NORTE	Espiritu(Sarona)	FILPHONE	CABLEX(E)				RLU	300	300	RSU	200	500	RSU	600	1,100	
1	ILOCOS NORTE	Laang City	PLDT	EMD-V	2,960	LS	0	2,960	LS	600	3,560	LS	3,600	7,160			
1	ILOCOS NORTE	Laang City	FILPHONE	NEAX-61	0												
1	ILOCOS NORTE	Pecarra								0	0	0	0	0			
1	ILOCOS NORTE	Marcon	FILPHONE	CABLEX(D)				RLU	300	300	RSU	100	400	RSU	500	900	
1	ILOCOS NORTE	Nueva Era								0	0	0	RSU	400	400		
1	ILOCOS NORTE	Piniili	RTDP	CABLEX				RLU	300	300	RSU	200	500	RSU	600	1,100	
1	ILOCOS NORTE	Pegudpod	RTDP	CABLEX				RLU	300	300	RSU	200	500	RSU	700	1,200	
1	ILOCOS NORTE	Paoay	FILPHONE	N-RSU	300	RSU	100	400	RSU	200	600	RSU	800	1,400			
1	ILOCOS NORTE	Pasquin						RSU	400	400	RSU	300	700	RSU	800	1,500	
1	ILOCOS NORTE	Piddig	FILPHONE	CABLEX(D)				RLU	300	300	RSU	200	500	RSU	700	1,200	
1	ILOCOS NORTE	Poblacion(Adams)								0	0	0	RLU	100	100		
1	ILOCOS NORTE	San Nicolas	FILPHONE	CABLEX(D)				RSU	500	500	RSU	300	800	RSU	1,100	1,900	
1	ILOCOS NORTE	Sarrat	FILPHONE	N-RSU	240	RSU	200	440	RSU	200	640	RSU	800	1,440			
1	ILOCOS NORTE	Solsana	FILPHONE	CABLEX(D)				RSU	400	400	RSU	200	600	RSU	700	1,300	
1	ILOCOS NORTE	Vintar	RTDP	CABLEX				RSU	500	500	RSU	300	800	RSU	1,100	1,900	
1					4,180	0	5,600	9,780	0	4,700	14,480	0	19,700	34,180			
1																	
1	ILOCOS SUR	Ajtern								0	0	0	RSU	400	400		
1	ILOCOS SUR	Barayoyo								0	0	0	RSU	400	400		
1	ILOCOS SUR	Bantay	FILPHONE	CABLEX(D)				RSU	500	500	RSU	300	800	RSU	1,000	1,800	
1	ILOCOS SUR	Burgos								0	0	0	RSU	700	700		
1	ILOCOS SUR	Cabugao	FILPHONE	CABLEX(E)				RSU	500	500	RSU	300	800	LS	1,100	1,900	
1	ILOCOS SUR	Cardon	FILPHONE	N-RSU	600	LS	100	700	LS	500	1,200	RSU	1,700	2,900			
1	ILOCOS SUR	Caocayan	RTDP	CABLEX						0	0	0	RSU	1,100	1,100		
1	ILOCOS SUR	Cervantes								0	0	0	RSU	900	900		
1	ILOCOS SUR	Galimuyod								0	0	0	RSU	600	600		
1	ILOCOS SUR	Gregorio del Pilar								0	0	0	RLU	300	300		
1	ILOCOS SUR	Lidicka								0	0	0	RLU	300	300		
1	ILOCOS SUR	Magsingal	FILPHONE	CABLEX(E)				RSU	400	400	RSU	300	700	RSU	900	1,600	
1	ILOCOS SUR	Nagbukel								0	0	0	RLU	300	300		
1	ILOCOS SUR	Quirino(Angkaki)						RSU	0	0	RSU	0	0	RSU	500	500	
1	ILOCOS SUR	Narvaan	FILPHONE	CABLEX(E)						600	600	500	1,100	RSU	1,300	2,400	
1	ILOCOS SUR	Salcedo(Baugen)								0	0	0	RSU	700	700		
1	ILOCOS SUR	San Emilio								0	0	0	RSU	400	400		
1	ILOCOS SUR	San Esteban								0	0	0	RSU	500	500		
1	ILOCOS SUR	San Ildefonso								0	0	0	RLU	400	400		
1	ILOCOS SUR	San Juan(San Juan)	RTDP	CABLEX				RSU	400	400	RSU	200	600	RSU	800	1,400	
1	ILOCOS SUR	San Vicente	FILPHONE	CABLEX(D)				RLU	200	200	RLU	100	300	RSU	400	700	
1	ILOCOS SUR	Santa	FILPHONE	CABLEX(E)				RLU	300	300	RSU	100	400	RSU	500	900	
1	ILOCOS SUR	Santa Catalina	FILPHONE	CABLEX(D)				RLU	200	200	RSU	200	400	RSU	400	800	
1	ILOCOS SUR	Santa Cruz								0	0	0	RSU	900	900		
1	ILOCOS SUR	Santa Lucia	FILPHONE	CABLEX(E)				RSU	400	400	RSU	200	600	RSU	800	1,400	
1	ILOCOS SUR	Santa Maria	FILPHONE	CABLEX(E)				RSU	400	400	RSU	300	700	LS	1,000	1,700	
1	ILOCOS SUR	Santiago								0	0	0	RSU	1,000	1,000		
1	ILOCOS SUR	Santo Domingo	FILPHONE	CABLEX(D)				RSU	400	400	RSU	200	600	RSU	800	1,400	
1	ILOCOS SUR	Sigay								0	0	0	RLU	200	200		
1	ILOCOS SUR	Sirait	FILPHONE	CABLEX(D)				RSU	400	400	RSU	300	700	RSU	800	1,500	
1	ILOCOS SUR	Sugpon								0	0	0	RLU	200	200		
1	ILOCOS SUR	Suyo	FILPHONE	CABLEX(E)				RLU	200	200	RLU	100	300	RSU	300	600	
1	ILOCOS SUR	Tagudin	FILPHONE	CABLEX(E)				RSU	500	500	LS	400	900	LS	1,100	2,000	
1	ILOCOS SUR	Vigan	FILPHONE	NEAX-61	2,170	LS	0	2,170	LS	0	2,170	LS	1,200	3,370			
1					2,830	0	5,500	8,330	0	4,900	13,230	0	24,100	37,330			
1																	
1	LA UNION	Agoo	NORTHERN	XB	250	LS	500	750	LS	500	1,250	LS	1,700	2,950			
1	LA UNION	Aringay								0	0	RSU	1,000	1,000	RSU	1,300	2,300
1	LA UNION	Bacnotan	RTDP	CABLEX				RSU	500	500	RSU	400	900	RSU	1,100	2,000	
1	LA UNION	Bugulin								0	0	0	RSU	700	700		
1	LA UNION	Balsaan	RTDP	CABLEX				LS	500	500	LS	400	900	LS	1,200	2,100	
1	LA UNION	Bangar						RSU	500	500	RSU	300	800	RSU	1,000	1,800	
1	LA UNION	Bausang	NORTHERN	XB	150	LS	700	850	LS	700	1,550	LS	2,000	3,550			

Appendix 12-1 Expansion Plan of Local Switching (Provincial Area) (3/23)

Region Name	Province Name	Municipalities Name	Operators & Facilities		Exist Switching Capacities	Phase A			Phase B			Phase C			
			Operators Name	Switching Type		SW Type	Added Capacity	TOTAL Capacities	SW Type	Added Capacity	TOTAL Capacities	SW Type	Added Capacity	TOTAL Capacities	
1	LA UNION	Burgos					0	0			0		RSU	450	400
1	LA UNION	Caba	NORTHERN	XB	50	LS	300	350	LS	200	550	LS	600	600	1,150
1	LA UNION	Luna	RTDP	CABLEX		RSU	500	500	RSU	400	900	RSU	1,100	2,000	
1	LA UNION	Naguilian	NORTHERN	XB	50	LS	600	650	LS	400	1,050	LS	1,400	2,450	
1	LA UNION	Pugo					0	0		0	0		RSU	800	800
1	LA UNION	Rosario	NORTHERN	XB	50	LS	600	650	LS	400	1,050	LS	1,400	2,450	
1	LA UNION	San Fernando	PLDT	EWSA	3,000	LS	0	3,000	LS	600	3,600	LS	3,700	7,300	
1	LA UNION	San Gabriel				RLU	300	300	RSU	100	400	RSU	500	900	
1	LA UNION	San Juan	RTDP	CABLEX			0	0	RSU	800	800	RSU	900	1,700	
1	LA UNION	Santo Tomas	NORTHERN	XB	50	LS	500	550	LS	300	850	LS	1,600	1,850	
1	LA UNION	Santol					0	0		0	0		RSU	700	700
1	LA UNION	Sudipen					0	0		0	0		RSU	900	900
1	LA UNION	Tubao					0	0	RSU	700	700	RSU	800	1,500	
1					3,600	0	5,500	9,100	0	7,200	16,300	0	23,200	39,500	
1	PANGASINAN	Agoo	RTDP	CABLEX		RSU	400	400	RSU	300	700	RSU	800	1,500	
1	PANGASINAN	Aguilar	RTDP	CABLEX(E)		RSU	500	500	RSU	300	800	RSU	1,100	1,900	
1	PANGASINAN	Alaminos	BUTEL	XB	460	LS	600	1,060	LS	700	1,760	LS	2,300	4,060	
1	PANGASINAN	Alaminos	RTDP	SPC-D											
1	PANGASINAN	Alcala	RTDP	CABLEX(D)		RSU	600	600	RSU	300	900	RSU	1,200	2,100	
1	PANGASINAN	Anch					0	0	RSU	800	800	RSU	1,100	1,900	
1	PANGASINAN	Asingan	RTDP	CABLEX(D)		RSU	800	800	RSU	500	1,300	RSU	1,700	3,000	
1	PANGASINAN	Balungao	RTDP	CABLEX(D)		RSU	400	400	RSU	300	700	RSU	800	1,500	
1	PANGASINAN	Bani					0	0	RSU	1,100	1,100	RSU	1,500	2,600	
1	PANGASINAN	Basista	RTDP	CABLEX(D)		RSU	400	400	RSU	300	700	RSU	900	1,600	
1	PANGASINAN	Bautista	RTDP(DIGI)	CABLEX		RSU	400	400	RSU	300	700	RSU	800	1,500	
1	PANGASINAN	Bayambang	SAN CARL	XB	510	LS	800	1,310	RSU	1,000	2,310	LS	3,100	5,410	
1	PANGASINAN	Bayambang	RTDP	N-RSU											
1	PANGASINAN	Binaloran	FILPHONE	NEAX-61	1,020	LS	0	1,020	LS	600	1,620	LS	1,800	3,420	
1	PANGASINAN	Birnaley				RSU	1,000	1,000	RSU	800	1,800	LS	2,300	4,100	
1	PANGASINAN	Bolinao	RTDP	CABLEX		RSU	900	900	RSU	600	1,500	LS	1,900	3,400	
1	PANGASINAN	Bonuan,Dag City					0	0		0	0		0	0	
1	PANGASINAN	Bugallon	RTDP	CABLEX(E)		RSU	800	800	RSU	600	1,400	RSU	1,800	3,200	
1	PANGASINAN	Burgos	RTDP	CABLEX		RLU	300	300	RSU	200	500	RSU	500	1,000	
1	PANGASINAN	Calasiao				RSU	1,100	1,100	RSU	700	1,800	LS	2,500	4,300	
1	PANGASINAN	Dagupan City	PLDT	SXS	3,800	LS	0	3,800	LS	1,300	5,100	LS	5,400	10,500	
1	PANGASINAN	Dasol	RTDP	CABLEX		RSU	400	400	RSU	200	600	RSU	800	1,400	
1	PANGASINAN	Infanta	RTDP	CABLEX		RLU	300	300	RSU	200	500	RSU	600	1,100	
1	PANGASINAN	Labrador					0	0		0	0		RSU	1,100	1,100
1	PANGASINAN	Laoc					0	0	RSU	700	700	RSU	900	1,600	
1	PANGASINAN	Lingayen	Rural Tel Co	MANUAL	1,480	LS	100	1,580	LS	1,300	2,880	LS	3,100	5,980	
1	PANGASINAN	Lingayen	RTDP	SPC-D											
1	PANGASINAN	Mabini	RTDP	CABLEX		RLU	300	300	RSU	300	600	RSU	600	1,200	
1	PANGASINAN	Malasiqui	RTDP	CABLEX(E)		RSU	1,600	1,600	RSU	1,100	2,700	LS	3,600	6,300	
1	PANGASINAN	Manaoag	PLDT	AKD-800	150	LS	600	750	LS	600	1,350	LS	1,800	3,150	
1	PANGASINAN	Mangaldan				RSU	1,100	1,100	RSU	800	1,900	LS	2,600	4,500	
1	PANGASINAN	Mangatarem	RTDP	CABLEX(E)		RSU	800	800	RSU	600	1,400	RSU	1,900	3,300	
1	PANGASINAN	Mapandan				RSU	500	500	RSU	300	800	RSU	1,000	1,800	
1	PANGASINAN	Natividad	RTDP	CABLEX		RLU	300	300	RSU	200	500	RSU	700	1,200	
1	PANGASINAN	Pozzorubio	RTDP	CABLEX(E)		RSU	800	800	RSU	600	1,400	RSU	1,900	3,300	
1	PANGASINAN	Rosales	RTDP	N-RSU	480	RSU	300	780	RSU	600	1,380	RSU	1,700	3,080	
1	PANGASINAN	San Carlos City	SAN CARL	XB	1,610	LS	500	2,110	LS	1,500	3,610	LS	4,800	8,410	
1	PANGASINAN	San Carlos City	RTDP	SPC-D											
1	PANGASINAN	San Fabian				RSU	900	900	RSU	600	1,500	LS	2,000	3,500	
1	PANGASINAN	San Jacinto				RSU	500	500	RSU	300	800	RSU	1,000	1,800	
1	PANGASINAN	San Manuel	RTDP	CABLEX(D)		RSU	600	600	RSU	400	1,000	RSU	1,300	2,300	
1	PANGASINAN	San Nicolas	RTDP	CABLEX		RSU	500	500	RSU	300	800	RSU	1,100	1,900	
1	PANGASINAN	San Quintin	FILPHONE	CABLEX(D)		RSU	400	400	RSU	300	700	RSU	1,000	1,700	
1	PANGASINAN	Santa Barbara				RSU	800	800	RSU	600	1,400	RSU	1,900	3,300	
1	PANGASINAN	Santa Maria	FILPHONE	CABLEX(D)		RSU	400	400	RSU	300	700	RSU	1,000	1,700	
1	PANGASINAN	Santo Tomas	RTDP	CABLEX(D)		RLU	200	200	RLU	100	300	RSU	400	700	
1	PANGASINAN	Sison					0	0	RSU	1,000	1,000	RSU	1,300	2,300	
1	PANGASINAN	Sual	RTDP	CABLEX(E)		RSU	400	400	RSU	200	600	RSU	800	1,400	
1	PANGASINAN	Tayug	FILPHONE	NEAX-61	400	RSU	200	600	RSU	400	1,000	RSU	1,200	2,200	
1	PANGASINAN	Umagahan	FILPHONE	NEAX-61	480	RSU	400	880	RSU	500	1,380	RSU	1,900	3,280	
1	PANGASINAN	Urbiztondo	RTDP	CABLEX		RSU	600	600	RSU	400	1,000	RSU	1,300	2,300	
1	PANGASINAN	Urdaneta	RTDP	N-RSU	1,300	RSU	800	2,100	LS	1,700	3,800	LS	4,000	7,800	
1	PANGASINAN	Villasis	RTDP	CABLEX(D)		RSU	800	800	RSU	600	1,400	RSU	1,800	3,200	
1					11,690	0	24,100	35,790	0	27,400	63,190	0	80,600	143,790	
2	BATANES	Basco	FILPHONE	CABLEX		RLU	100	100	RLU	100	200	LS	100	300	
2	BATANES	Ibaya					0	0		0	0	RLU	200	200	
2	BATANES	Ivara					0	0		0	0	RLU	100	100	
2	BATANES	Mahatao					0	0		0	0	RLU	100	100	
2	BATANES	Sabang					0	0		0	0	RLU	100	100	
2	BATANES	Uyugan					0	0		0	0	RLU	100	100	
2						0	0	100	100	0	100	200	0	700	900
2	CAGAYAN VALLEY	Abulug(Abulug)	RTDP	CABLEX		RSU	400	400	RSU	100	500	RSU	500	1,000	

Appendix 12-1 Expansion Plan of Local Switching (Provincial Area) (4/23)

Region Name	Province Name	Municipalities Name	Operators & Facilities		Exist Switching Capacities	Phase A			Phase B			Phase C		
			Operator Name	Switching Type		SW Type	Added Capacity	TOTAL Capacities	SW Type	Added Capacity	TOTAL Capacities	SW Type	Added Capacity	TOTAL Capacities
2	CAGAYAN VALLEY	Alcala	RTDP	RSU		RSU	400	400	LS	200	600	LS	600	1,200
2	CAGAYAN VALLEY	Allasepan	RTDP	CABLEX		RLU	300	300	RSU	200	500	RSU	400	900
2	CAGAYAN VALLEY	Amulung(Amalung)	RTDP	CABLEX		RSU	500	500	RSU	200	700	RSU	700	1,400
2	CAGAYAN VALLEY	Aparri	PLDT	EMD-V	880	LS	100	980	LS	500	1,480	LS	1,100	2,580
2	CAGAYAN VALLEY	Aparri	RTDP	N-RSU										
2	CAGAYAN VALLEY	Baggao	RTDP	CABLEX		RSU	800	800	RSU	300	1,100	RSU	1,100	2,200
2	CAGAYAN VALLEY	Ballesteros	FILPHONE	CABLEX(E)		RSU	400	400	RSU	100	500	RSU	500	1,000
2	CAGAYAN VALLEY	Buguey	FILPHONE	CABLEX(E)		RSU	400	400	RSU	100	500	RSU	400	900
2	CAGAYAN VALLEY	Calayan					0	0		0	0	RSU	500	500
2	CAGAYAN VALLEY	Camalantigan	FILPHONE	CABLEX(D)		RLU	300	300	RSU	100	400	RSU	300	700
2	CAGAYAN VALLEY	Claveria	FILPHONE	CABLEX(E)		RSU	400	400	RSU	200	600	RSU	500	1,100
2	CAGAYAN VALLEY	Enrile	FILPHONE	CABLEX(E)		RSU	400	400	RSU	100	500	RSU	500	1,000
2	CAGAYAN VALLEY	Gattaran	RTDP	CABLEX		RSU	600	600	RSU	200	800	RSU	900	1,700
2	CAGAYAN VALLEY	Gonzaga	FILPHONE	CABLEX(E)		RSU	400	400	RSU	200	600	RSU	500	1,100
2	CAGAYAN VALLEY	Iglig					0	0	RSU	400	400	RSU	400	800
2	CAGAYAN VALLEY	Lal-lo	FILPHONE	CABLEX(E)		RSU	500	500	RSU	200	700	RSU	600	1,300
2	CAGAYAN VALLEY	Lesan	RTDP	CABLEX		RSU	400	400	RSU	200	600	RSU	500	1,100
2	CAGAYAN VALLEY	Perpetua					0	0	RLU	400	400	RSU	300	700
2	CAGAYAN VALLEY	Perablanca				RSU	500	500	RSU	100	600	RSU	600	1,200
2	CAGAYAN VALLEY	Piat					0	0	RSU	400	400	RSU	300	700
2	CAGAYAN VALLEY	Rizal					0	0		0	0	RSU	500	500
2	CAGAYAN VALLEY	Sanchez-Mira	FILPHONE	CABLEX(E)		RLU	300	300	LS	100	400	LS	300	700
2	CAGAYAN VALLEY	Saras Ana					0	0	RSU	400	400	RSU	300	700
2	CAGAYAN VALLEY	Santa Praxedes					0	0		0	0	RLU	100	100
2	CAGAYAN VALLEY	Santa Teresita					0	0		0	0	RSU	300	300
2	CAGAYAN VALLEY	Santo Niño(Para)	RTDP	CABLEX		RLU	300	300	RSU	100	400	RSU	400	800
2	CAGAYAN VALLEY	Solana	FILPHONE	CABLEX(E)		RSU	800	800	RSU	300	1,100	RSU	1,100	2,200
2	CAGAYAN VALLEY	Tuao				RSU	600	600	RSU	300	900	RSU	800	1,700
2	CAGAYAN VALLEY	Tuguegarao	PLDT	CXP-3	1,060	LS	700	1,760	LS	900	2,660	LS	2,000	4,660
2	CAGAYAN VALLEY	Tuguegarao	FILPHONE	NEAX-61										
2					1,940	0	9,500	11,440	0	6,300	17,740	0	17,200	34,940
2	ISABELA	Alicia	FILPHONE	CABLEX(E)		RSU	700	700	RSU	300	1,000	RSU	900	1,900
2	ISABELA	Angadanan	RTDP	CABLEX		RSU	500	500	RSU	200	700	RSU	600	1,300
2	ISABELA	Aurora	FILPHONE	CABLEX		RSU	400	400	RSU	100	500	RSU	500	1,000
2	ISABELA	Berito Soliven				RLU	300	300	RSU	100	400	RSU	400	800
2	ISABELA	Burgos					0	0	RSU	400	400	RSU	300	700
2	ISABELA	Cabagan	FILPHONE	CABLEX(E)		RSU	500	500	RSU	200	700	RSU	700	1,400
2	ISABELA	Cabatuan	FILPHONE	CABLEX(D)		RSU	400	400	RSU	200	600	RSU	500	1,100
2	ISABELA	Causyan	PLDT	EMD-V	500	LS	1,100	1,600	LS	800	2,400	LS	1,700	4,100
2	ISABELA	Cordon	FILPHONE	CABLEX(D)		RSU	400	400	RSU	200	600	RSU	500	1,100
2	ISABELA	Delfin Albano(Magsaysay)					0	0	RSU	400	400	RSU	400	800
2	ISABELA	Dimpiguo					0	0		0	0	RLU	100	100
2	ISABELA	Diviligan					0	0		0	0	RLU	100	100
2	ISABELA	Echague	PLDT	EMD-V	200	RSU	800	1,000	RSU	500	1,500	RSU	1,100	2,600
2	ISABELA	Garnu	RTDP	CABLEX		RLU	300	300	RSU	100	400	RSU	400	800
2	ISABELA	Jones	RTDP	CABLEX		RSU	500	500	RSU	200	700	RSU	700	1,400
2	ISABELA	Iligan	FILPHONE	NEAX-61	610	LS	1,200	1,810	LS	1,000	2,810	LS	2,100	4,910
2	ISABELA	Iligan	PLDT	EMD-V										
2	ISABELA	Luna					0	0		0	0	RSU	500	500
2	ISABELA	Macracon					0	0		0	0	RLU	300	300
2	ISABELA	Mallig	FILPHONE	CABLEX(D)		RLU	300	300	RSU	200	500	RSU	400	900
2	ISABELA	Naguilian				RSU	400	400	RSU	100	500	RSU	500	1,000
2	ISABELA	Ouzon					0	0	RSU	400	400	RSU	300	700
2	ISABELA	Ozamin					0	0	RSU	400	400	RSU	300	700
2	ISABELA	Palsnan					0	0		0	0	RSU	500	500
2	ISABELA	Ramon					0	0	RSU	700	700	RSU	600	1,300
2	ISABELA	Reina Mercedes				RLU	300	300	RSU	100	400	RSU	300	700
2	ISABELA	Roxas	FILPHONE	N-RSU	360	RSU	200	560	RSU	300	860	RSU	700	1,560
2	ISABELA	San Agustin					0	0	RSU	400	400	RSU	300	700
2	ISABELA	San Guillermo					0	0		0	0	RSU	500	500
2	ISABELA	San Isidro					0	0		0	0	RSU	600	600
2	ISABELA	San Manuel	FILPHONE	CABLEX(D)		RSU	400	400	RSU	100	500	RSU	500	1,000
2	ISABELA	San Mariano				RSU	500	500	RSU	200	700	RSU	600	1,300
2	ISABELA	San Mateo	FILPHONE	N-RSU	720	LS	0	720	LS	300	1,020	LS	900	1,920
2	ISABELA	San Pablo					0	0	RSU	400	400	RSU	300	700
2	ISABELA	Sta. Maria					0	0	RSU	400	400	LS	300	700
2	ISABELA	Santiago	FILPHONE	NEAX-61	720	LS	1,000	1,720	LS	900	2,620	RSU	1,900	4,520
2	ISABELA	Sto. Tomas					0	0	RSU	400	400	LS	300	700
2	ISABELA	Tamsuni	FILPHONE	CABLEX(E)		RSU	600	600	RSU	200	800	RSU	800	1,600
2					3,110	0	10,800	13,910	0	10,200	24,110	0	22,600	46,710
2	NEBUA VIZCAYA	Alfonso Castaneda					0	0		0	0	RLU	200	200
2	NEBUA VIZCAYA	Ambaguio					0	0		0	0	RLU	300	300
2	NEBUA VIZCAYA	Aritao	RTDP	CABLEX		RSU	400	400	RSU	100	500	RSU	600	1,100
2	NEBUA VIZCAYA	Bagabag	FILPHONE	CABLEX(E)		RSU	400	400	RSU	100	500	RSU	600	1,100
2	NEBUA VIZCAYA	Bambang	FILPHONE	CABLEX(E)		LS	500	500	LS	200	700	LS	700	1,400
2	NEBUA VIZCAYA	Bayombong	FILPHONE	NEAX-61	840	LS	0	840	LS	300	1,140	LS	900	2,040
2	NEBUA VIZCAYA	Diadi					0	0		0	0	RSU	500	500



Appendix 12-1 Expansion Plan of Local Switching (Provincial Area) (5/23)

Region Name	Province Name	Municipalities Name	Operators & Facilities		Exist Switching Capacities	Phase A			Phase B			Phase C		
			Operators Name	Switching Type		SW Type	Added Capacity	TOTAL Capacities	SW Type	Added Capacity	TOTAL Capacities	SW Type	Added Capacity	TOTAL Capacities
2	NUEVA VIZCAYA	Dupax del Norte					0	0	RSU	500	500	RSU	400	900
2	NUEVA VIZCAYA	Dupax del Sur					0	0	RSU	0	0	RSU	500	500
2	NUEVA VIZCAYA	Kasibu					0	0	RSU	500	500	RSU	400	900
2	NUEVA VIZCAYA	Kayapa					0	0	RSU	400	400	RSU	400	800
2	NUEVA VIZCAYA	Quezon	FILPHONE	CABLEX(D)		RLU	200	200	RLU	100	300	RSU	200	500
2	NUEVA VIZCAYA	Santa Fe					0	0		0	0	RSU	400	400
2	NUEVA VIZCAYA	Solano	FILPHONE	N-RSU	780	RSU	0	780	RSU	400	1,180	RSU	800	1,980
2	NUEVA VIZCAYA	Villaverde					0	0		0	0	RSU	600	600
2					1,620	0	1,500	3,120	0	2,600	5,720	0	7,500	13,220
2							0	0	RSU	400	400	RSU	300	700
2	QUIRINO	Aglipay					0	0	RSU	400	400	RSU	300	700
2	QUIRINO	Cabaroguis	RTD(DIG)	CABLEX		RLU	300	300	LS	200	500	LS	400	900
2	QUIRINO	Diffun					0	0	RSU	700	700	RSU	600	1,300
2	QUIRINO	Maddela					0	0	RSU	500	500	RSU	500	1,000
2	QUIRINO	Nagtipunan					0	0		0	0	RSU	400	400
2	QUIRINO	Saguday					0	0		0	0	RSU	400	400
2					0	0	300	300	0	1,800	2,100	0	2,600	4,700
3	BATAAN	Abucay					0	0	RSU	1,300	1,300	RSU	1,800	3,100
3	BATAAN	Bagac				RSU	500	500	RSU	400	900	RSU	1,200	2,100
3	BATAAN	Balanga	PLDT	XB-C31B	1,120	LS	600	1,720	LS	1,400	3,120	LS	3,600	6,720
3	BATAAN	Dinaluphan	BUTEL	XB	300	LS	1,300	1,600	LS	1,200	2,800	LS	3,900	6,700
3	BATAAN	Hermosa				RSU	1,000	1,000	RSU	700	1,700	LS	2,300	4,000
3	BATAAN	Linau				RSU	1,100	1,100	RSU	900	2,000	LS	2,300	4,300
3	BATAAN	Mariveles	PLDT	AKD-860	170	LS	2,100	2,270	LS	2,000	4,270	LS	4,600	8,870
3	BATAAN	Mariveles(BEPZA)	PLDT	SYS-12										
3	BATAAN	Morong					0	0	RSU	900	900	RSU	1,100	2,000
3	BATAAN	Orani	BATTLEX	MANUAL	200	LS	1,000	1,200	LS	900	2,100	LS	2,900	5,000
3	BATAAN	Orión	PLDT	SXS	600	LS	600	1,200	LS	1,000	2,200	LS	2,400	4,600
3	BATAAN	Pilar					0	0	RSU	1,300	1,300	RSU	1,600	2,900
3	BATAAN	Sarnal					0	0	RSU	1,100	1,100	RSU	1,500	2,600
3					2,390	0	8,200	10,590	0	13,100	23,690	0	29,200	52,890
3	BULACAN	Angat	BUTEL	XB	300	LS	700	1,000	LS	700	1,700	LS	2,300	4,000
3	BULACAN	Balagtas	BALAGTA	XB	320	LS	900	1,220	LS	900	2,120	LS	2,800	4,920
3	BULACAN	Baliuag	PLDT	CXP-5	400	LS	2,900	3,300	LS	3,000	6,300	LS	6,700	13,000
3	BULACAN	Bocaue	RADIO CTT	MANUAL	700	LS	1,800	2,500	LS	2,200	4,700	LS	5,100	9,800
3	BULACAN	Bulacan	PLDT	EWSD(RSU)	200	RSU	1,200	1,400	RSU	1,000	2,400	LS	3,200	5,600
3	BULACAN	Bustos				RSU	1,000	1,000	RSU	700	1,700	LS	2,300	4,000
3	BULACAN	Calumpit	DATELCON	SXS	400	LS	1,500	1,900	LS	1,700	3,600	LS	4,100	7,700
3	BULACAN	Dona Remedios Trinidad					0	0		0	0	RSU	1,000	1,000
3	BULACAN	Guiguinto	PLDT	EWSD(RSU)	454	RSU	800	1,254	RSU	900	2,154	LS	3,000	5,154
3	BULACAN	Hagonoy	PLDT	EWSD(RSU)	392	LS	2,100	2,492	LS	1,800	4,292	LS	6,100	10,392
3	BULACAN	Melolot	PLDT	EWSD	1,652	LS	3,000	4,652	LS	4,100	8,752	LS	9,400	18,152
3	BULACAN	Marilao	RADIO CTT	MANUAL	700	LS	1,400	2,100	LS	1,800	3,900	LS	4,300	8,200
3	BULACAN	Meycauayan	RADIO CTT	MANUAL	1,200	LS	3,400	4,600	LS	4,000	8,600	LS	9,400	18,000
3	BULACAN	Norzagaray				RSU	900	900	RSU	700	1,600	LS	2,300	3,900
3	BULACAN	Obando				RSU	1,500	1,500	RSU	1,400	2,900	LS	3,200	6,100
3	BULACAN	Pandi	BUTEL	SXS	450	LS	500	950	LS	700	1,650	LS	2,100	3,750
3	BULACAN	Paombong					0	0	RSU	1,600	1,600	LS	2,100	3,700
3	BULACAN	Plaridel	PLDT	EWSD(RSU)	312	RSU	1,200	1,512	RSU	1,100	2,612	LS	3,500	6,112
3	BULACAN	Pulilan	DATELCON	SXS	400	LS	900	1,300	LS	1,000	2,300	LS	3,300	5,600
3	BULACAN	San Isidro				RSU	1,700	1,700	RSU	1,200	2,900	LS	4,000	6,900
3	BULACAN	San Jose del Monte				LS	3,900	3,900	LS	2,900	6,800	LS	9,500	16,300
3	BULACAN	San Miguel	PLDT	AKD-860	250	LS	2,700	2,950	LS	2,600	5,550	LS	6,300	11,850
3	BULACAN	San Rafael				RSU	1,400	1,400	RSU	1,000	2,400	LS	3,300	5,700
3	BULACAN	Sta. Maria	RADIO CTT	MANUAL	250	LS	3,200	3,450	LS	2,900	6,350	LS	6,900	13,250
3	BULACAN	Valenzuela					0	0		0	0		0	0
3					8,380	0	38,600	46,980	0	39,900	86,880	0	106,200	193,080
3	NUEVA ECDA	Aliaga				RSU	1,100	1,100	RSU	900	2,000	LS	2,700	4,700
3	NUEVA ECDA	Bongabon				RSU	1,100	1,100	RSU	800	1,900	LS	2,700	4,600
3	NUEVA ECDA	Cabanatuan City	PLDT	XB-SF	1,536	LS	4,900	6,436	LS	5,600	12,036	LS	13,100	25,136
3	NUEVA ECDA	Cabiao				RSU	1,400	1,400	RSU	1,000	2,400	LS	3,200	5,600
3	NUEVA ECDA	Carranglan					0	0	RSU	1,300	1,300	RSU	1,700	3,000
3	NUEVA ECDA	Cuyapo				RSU	1,200	1,200	RSU	900	2,100	LS	2,900	5,000
3	NUEVA ECDA	Gabaldon					0	0	RSU	1,100	1,100	RSU	1,400	2,500
3	NUEVA ECDA	Gapan	PLDT	SXS	600	LS	1,700	2,300	LS	2,000	4,300	LS	4,900	9,200
3	NUEVA ECDA	Gen. Tinio				RSU	800	800	RSU	700	1,500	LS	1,900	3,400
3	NUEVA ECDA	Gen. Marmerto Natividad					0	0	RSU	1,100	1,100	RSU	1,500	2,600
3	NUEVA ECDA	Guimba				RSU	2,400	2,400	LS	2,100	4,500	LS	5,000	9,500
3	NUEVA ECDA	Jaen				RSU	1,300	1,300	RSU	1,000	2,300	LS	3,200	5,500
3	NUEVA ECDA	Laur				RSU	600	600	RSU	500	1,100	RSU	1,400	2,500
3	NUEVA ECDA	Licab				RSU	500	500	RSU	400	900	RSU	1,100	2,000
3	NUEVA ECDA	Llanera					0	0	RSU	1,200	1,200	RSU	1,500	2,700
3	NUEVA ECDA	Lupao					0	0	RSU	1,400	1,400	RSU	1,800	3,200
3	NUEVA ECDA	Munoz	PLDT	AKD-860	250	LS	1,200	1,450	LS	1,000	2,450	LS	3,400	5,850
3	NUEVA ECDA	Nampicuan					0	0		0	0	RSU	1,000	1,000
3	NUEVA ECDA	Palayan City				RSU	600	600	RSU	400	1,000	RSU	1,400	2,400

Appendix 12-1 Expansion Plan of Local Switching (Provincial Area) (6/23)

Region Name	Province Name	Municipalities Name	Operators & Facilities		Exist Switching Capacities	Phase A			Phase B			Phase C			
			Operators Name	Switching Type		SW Type	Added Capacity	TOTAL Capacities	SW Type	Added Capacity	TOTAL Capacities	SW Type	Added Capacity	TOTAL Capacities	
3	NUBUA ECDA	Pantabangan					0	0	RSU	900	900	RSU	1,200	2,100	
3	NUBUA ECDA	Penaranda				RSU	600	600	RSU	400	1,000	RSU	1,400	2,400	
3	NUBUA ECDA	Quezon				RSU	700	700	RSU	600	1,300	RSU	1,700	3,000	
3	NUBUA ECDA	Rizal				RSU	1,100	1,100	RSU	800	1,900	LS	2,600	4,500	
3	NUBUA ECDA	San Antonio				RSU	1,400	1,400	RSU	1,100	2,500	LS	3,500	6,000	
3	NUBUA ECDA	San Mateo					0	0	RSU	1,700	1,700	LS	2,300	4,000	
3	NUBUA ECDA	San Jose City	SAN JOSE	SXS	100	LS	2,600	2,700	LS	2,400	5,100	LS	5,700	10,800	
3	NUBUA ECDA	San Leonardo				RSU	1,100	1,100	RSU	800	1,900	LS	2,700	4,600	
3	NUBUA ECDA	Sta. Rosa	BUTEL	XB	300	LS	800	1,100	LS	900	2,000	LS	2,700	4,700	
3	NUBUA ECDA	Sto. Domingo				RSU	1,000	1,000	RSU	800	1,800	LS	2,300	4,100	
3	NUBUA ECDA	Talavera				LS	2,100	2,100	LS	1,600	3,700	LS	5,200	8,900	
3	NUBUA ECDA	Talugtog					0	0		0	0	RSU	1,700	1,700	
3	NUBUA ECDA	Zaragoza				RSU	800	800	RSU	600	1,400	RSU	1,900	3,300	
3							2,786	0		31,000	33,786		0	90,700	160,486
3	PAMPANGA	Angeles City	EVANGELI	SXS	9,400	LS	0	9,400	LS	7,000	16,400	LS	17,900	34,300	
3	PAMPANGA	Angeles City	DIGITEL	DIGITAL											
3	PAMPANGA	Apalit	DATELCON	SXS	1,000	LS	1,000	2,000	LS	1,800	3,800	LS	4,300	8,100	
3	PAMPANGA	Arayat				RSU	2,000	2,000	LS	1,500	3,500	LS	4,900	8,400	
3	PAMPANGA	Bacolor				RSU	1,900	1,900	LS	1,300	3,200	LS	4,500	7,700	
3	PAMPANGA	Cardaba				RSU	1,900	1,900	LS	1,400	3,300	LS	4,500	7,800	
3	PAMPANGA	Floridablanca	PLDT	SXS	300	LS	1,500	1,800	LS	1,400	3,200	LS	4,400	7,600	
3	PAMPANGA	Guagua	PLDT	EMD-R	1,900	LS	1,400	3,300	LS	2,900	6,200	LS	6,600	12,800	
3	PAMPANGA	Lubao	PLDT	SXS	320	LS	3,400	3,720	LS	3,200	6,920	LS	7,600	14,520	
3	PAMPANGA	Mabalacat	DATELCON	SXS	2,000	LS	2,500	4,500	LS	3,900	8,400	LS	9,200	17,600	
3	PAMPANGA	Macabobe	PAMPANG	MANUAL	600	LS	900	1,500	LS	1,200	2,700	LS	3,700	6,400	
3	PAMPANGA	Magalang	DATELCON	SXS	1,000	LS	200	1,200	LS	900	2,100	LS	3,000	5,100	
3	PAMPANGA	Masantol	PAMPANG	MANUAL	200	LS	1,200	1,400	LS	1,200	2,600	LS	2,900	5,500	
3	PAMPANGA	Mexico				RSU	1,900	1,900	LS	1,500	3,400	LS	4,600	8,000	
3	PAMPANGA	Minalin				RSU	1,000	1,000	RSU	700	1,700	LS	2,300	4,000	
3	PAMPANGA	Porac	DATELCON	SXS	1,000	LS	900	1,900	LS	1,400	3,300	LS	4,500	7,800	
3	PAMPANGA	San Fernando	PLDT	EWSA	4,000	LS	1,800	5,800	LS	5,200	11,000	LS	11,900	22,900	
3	PAMPANGA	San Luis				RSU	900	900	RSU	700	1,600	LS	2,100	3,700	
3	PAMPANGA	San Simon				RSU	900	900	RSU	600	1,500	LS	2,100	3,600	
3	PAMPANGA	Santa Ana				RSU	900	900	RSU	700	1,600	LS	2,200	3,800	
3	PAMPANGA	Santa Rita				RSU	800	800	RSU	600	1,400	LS	1,900	3,300	
3	PAMPANGA	Santo Tomas				RSU	900	900	RSU	700	1,600	RSU	2,300	3,900	
3	PAMPANGA	Sexmoan				RSU	0	0	RSU	1,100	1,100	LS	1,400	2,500	
3							21,720	27,900		40,900	90,520		108,800	199,320	
3							0	0		0	0		0	0	
3	TARLAC	Anno					0	0		0	0	RSU	1,600	1,600	
3	TARLAC	Bamban	PLDT	AKD-860	50	LS	1,000	1,050	LS	700	1,750	LS	2,400	4,150	
3	TARLAC	Camiling	PLDT	AKD-860	250	LS	2,100	2,350	LS	2,000	4,350	LS	4,800	9,150	
3	TARLAC	Capus	PLDT	AKD-860	150	LS	1,500	1,650	LS	1,300	2,950	LS	4,100	7,050	
3	TARLAC	Concepcion	PLDT	SXS	600	LS	2,700	3,300	LS	3,000	6,300	LS	7,100	13,400	
3	TARLAC	Gerona				RSU	1,600	1,600	RSU	1,300	2,900	LS	3,900	6,800	
3	TARLAC	La Paz				RSU	1,200	1,200	RSU	800	2,000	LS	2,800	4,800	
3	TARLAC	Mayantoc				RSU	600	600	RSU	500	1,100	RSU	1,400	2,500	
3	TARLAC	Moncada				RSU	1,200	1,200	RSU	800	2,000	LS	2,800	4,800	
3	TARLAC	Paniqui	PLDT	SXS	400	LS	1,700	2,100	LS	1,900	4,000	LS	4,500	8,500	
3	TARLAC	Pura					0	0	RSU	900	900	RSU	1,200	2,100	
3	TARLAC	Ramos				RSU	400	400	RSU	300	700	RSU	900	1,600	
3	TARLAC	San Clemente				RLU	300	300	RSU	200	500	RSU	600	1,100	
3	TARLAC	San Jose					0	0	RSU	1,000	1,000	RSU	1,400	2,400	
3	TARLAC	San Manuel					0	0	RSU	900	900	RSU	1,100	2,000	
3	TARLAC	Santa Ignacia				RSU	900	900	RSU	600	1,500	LS	2,000	3,500	
3	TARLAC	Tarlac	PLDT	SXS	5,800	LS	1,900	7,700	LS	6,800	14,500	LS	15,800	30,300	
3	TARLAC	Tarlac	PLDT	EWSD											
3	TARLAC	Victoria				RSU	1,200	1,200	RSU	900	2,100	LS	2,800	4,900	
3							7,250	0		18,300	25,550		60,600	110,050	
3							0	0		0	0		0	0	
3	ZAMBALES	Botolan					0	0	RSU	1,700	1,700	LS	2,400	4,100	
3	ZAMBALES	Cabangan					0	0	RSU	0	0	RSU	1,800	1,800	
3	ZAMBALES	Candelaria					0	0	RSU	900	900	RSU	1,300	2,200	
3	ZAMBALES	Castillejos				RSU	800	800	RSU	500	1,300	RSU	1,800	3,100	
3	ZAMBALES	Iba	BUTEL	SXS	600	LS	400	1,000	LS	800	1,800	LS	2,000	3,800	
3	ZAMBALES	Masinloc				RSU	900	900	RSU	700	1,600	LS	2,100	3,700	
3	ZAMBALES	Olongapo City	PLTEL	DIGITEL	3,000	LS	4,100	7,100	LS	6,300	13,400	LS	14,600	28,000	
3	ZAMBALES	Palauig					0	0	RSU	1,100	1,100	RSU	1,400	2,500	
3	ZAMBALES	San Antonio					0	0	RSU	1,300	1,300	RSU	1,800	3,100	
3	ZAMBALES	San Felipe				RSU	500	500	RSU	300	800	RSU	1,000	1,800	
3	ZAMBALES	San Marcelino	PLDT	SXS	300	LS	700	1,000	LS	800	1,800	LS	2,400	4,200	
3	ZAMBALES	San Narciso				RSU	700	700	RSU	400	1,100	RSU	1,600	2,700	
3	ZAMBALES	Santa Cruz				RSU	1,400	1,400	RSU	1,100	2,500	LS	2,900	5,400	
3	ZAMBALES	Subic	PLTEL	MANUAL	430	LS	900	1,330	LS	1,000	2,330	LS	3,100	5,430	
3							4,330	0		10,400	14,730		0	40,200	71,830
4	AURORA	Baler				LS	900	900	LS	600	1,500	LS	2,200	3,700	
4	AURORA	Casiguran					0	0	RSU	1,200	1,200	RSU	1,600	2,800	

Appendix 12-1 Expansion Plan of Local Switching (Provincial Area) (7/23)

Region Name	Province Name	Municipalities Name	Operators & Facilities		Exist Switching Capacities	Phase A			Phase B			Phase C			
			Operators Name	Switching Type		SW Type	Added Capacity	TOTAL Capacities	SW Type	Added Capacity	TOTAL Capacities	SW Type	Added Capacity	TOTAL Capacities	
															SW Type
4	AURORA	Dilasag					0	0		0	0	0	RSU	1,700	1,700
4	AURORA	Dinalungan					0	0		0	0	0	RSU	1,100	1,100
4	AURORA	Dingalan					0	0		0	0	0	RSU	2,200	2,200
4	AURORA	Dipaculo				RSU	700	700		RSU	500	1,200	RSU	1,700	2,900
4	AURORA	Marina Aurora				RSU	1,000	1,000		RSU	800	1,800	LS	2,500	4,300
4	AURORA	San Luis				RSU	600	600		RSU	500	1,100	RSU	1,400	2,500
4						0	0	3,200	3,200	0	3,600	6,800	0	14,400	21,200
4	BATANGAS	Agoncillo					0	0		RSU	1,300	1,300	RSU	1,800	3,100
4	BATANGAS	Alitagtag				RSU	600	600		RSU	400	1,000	RSU	1,400	2,400
4	BATANGAS	Balayan	W. BATANGAS	SXS	500	LS	2,000	2,500		LS	2,300	4,800	LS	5,400	10,200
4	BATANGAS	Balete					0	0		0	0	0	RSU	1,800	1,800
4	BATANGAS	Batangas City	PLDT	XB-SF	4,100	LS	4,200	8,300		LS	8,000	16,300	LS	18,700	35,000
4	BATANGAS	Batangas City	PLDT	SXS											
4	BATANGAS	Batangas City	PLDT	EWSD											
4	BATANGAS	Bauan	PLDT	EWSD	RSU	500	RSU	1,900	2,400	LS	2,200	4,600	LS	5,500	10,100
4	BATANGAS	Calaca				RSU	1,500	1,500		RSU	1,300	2,800	LS	4,000	6,800
4	BATANGAS	Calatagan					0	0		RSU	2,200	2,200	LS	3,200	5,400
4	BATANGAS	Cuenca				RSU	700	700		RSU	600	1,300	RSU	1,800	3,100
4	BATANGAS	Ibaan	BUTEL	SXS	200	LS	900	1,100		LS	800	1,900	LS	2,600	4,700
4	BATANGAS	Laurel				RSU	800	800		RSU	600	1,400	RSU	1,900	3,300
4	BATANGAS	Lemery	W. BATANGAS	XB	300	LS	1,500	1,800		LS	1,500	3,300	LS	4,800	8,100
4	BATANGAS	Lian					0	0		RSU	1,900	1,900	LS	2,800	4,700
4	BATANGAS	Lipa City	PLDT	SXS	1,000	LS	6,200	7,200		LS	6,900	14,100	LS	16,200	30,300
4	BATANGAS	Lobo					0	0		RSU	1,700	1,700	LS	2,400	4,100
4	BATANGAS	Mabini				RSU	1,100	1,100		RSU	800	1,900	LS	2,700	4,600
4	BATANGAS	Malvar					0	0		RSU	1,500	1,500	LS	2,200	3,700
4	BATANGAS	Mataas na Kahoy					0	0		0	0	0	RSU	2,300	2,300
4	BATANGAS	Nanaga	W. BATANGAS	SXS	500	LS	2,900	3,400		LS	3,300	6,700	LS	7,600	14,300
4	BATANGAS	Padre Garcia					0	0		RSU	1,600	1,600	LS	2,300	3,900
4	BATANGAS	Rosario				RSU	2,200	2,200		LS	1,900	4,100	LS	5,900	10,000
4	BATANGAS	San Jose	PLDT	EMS-601	300	LS	1,000	1,300		LS	1,100	2,400	LS	3,400	5,800
4	BATANGAS	San Juan				LS	2,300	2,300		LS	1,800	4,100	LS	6,100	10,200
4	BATANGAS	San Luis					0	0		RSU	1,400	1,400	LS	2,000	3,400
4	BATANGAS	San Nicolas					0	0		0	0	0	RSU	3,000	3,000
4	BATANGAS	San Pascual					0	0		RSU	2,100	2,100	LS	3,100	5,200
4	BATANGAS	Santa Teresita				RSU	400	400		RSU	400	800	RSU	1,000	1,800
4	BATANGAS	Santo Tomas				RSU	2,000	2,000		LS	1,600	3,600	LS	5,100	8,700
4	BATANGAS	Taal				RSU	1,400	1,400		RSU	1,300	2,700	LS	3,300	6,000
4	BATANGAS	Talisan				RSU	800	800		RSU	600	1,400	LS	2,100	3,500
4	BATANGAS	Tanauan	PLDT	CXP-5	700	LS	3,500	4,200		LS	4,000	8,200	LS	9,400	17,600
4	BATANGAS	Tayasan					0	0		RSU	1,400	1,400	LS	2,000	3,400
4	BATANGAS	Tingloy					0	0		0	0	0	RSU	2,600	2,600
4	BATANGAS	Tuy					0	0		RSU	1,900	1,900	LS	2,700	4,600
4						8,100	0	37,900	46,000	0	58,400	104,400	0	142,100	246,500
4	CAVITE	Alfonso				RSU	1,000	1,000		RSU	800	1,800	LS	2,600	4,400
4	CAVITE	Amadeo				RSU	700	700		RSU	600	1,300	RSU	1,900	3,200
4	CAVITE	Bacoor				LS	7,200	7,200		LS	6,800	14,000	LS	16,300	30,300
4	CAVITE	Binalakayan	PLDT	EMD-R			0	0		0	0	0	0	0	0
4	CAVITE	Carmona					0	0		RSU	1,800	1,800	LS	2,500	4,300
4	CAVITE	Cavite City	PLDT	EMD-R	6,400	LS	0	6,400		LS	1,700	8,100	LS	9,300	17,400
4	CAVITE	Dasmariñas	PLDT	SXS	400	LS	4,100	4,500		LS	3,800	8,300	LS	12,100	20,400
4	CAVITE	Gen Alvarez				RSU	2,200	2,200		LS	1,800	4,000	LS	5,900	9,900
4	CAVITE	General Emilio Aguinaldo					0	0		0	0	0	RSU	1,700	1,700
4	CAVITE	General Trias				RSU	1,800	1,800		LS	1,400	3,200	LS	4,700	7,900
4	CAVITE	Imus				LS	3,600	3,600		LS	3,500	7,100	LS	8,500	15,600
4	CAVITE	Indang					0	0		RSU	2,400	2,400	LS	3,500	5,900
4	CAVITE	Kaibigan				RSU	1,900	1,900		LS	1,800	3,700	LS	4,400	8,100
4	CAVITE	Megallanes					0	0		0	0	0	RSU	1,900	1,900
4	CAVITE	Maragondon				RSU	800	800		RSU	600	1,400	LS	2,100	3,500
4	CAVITE	Mendez-Nunez				RSU	600	600		RSU	500	1,100	RSU	1,600	2,700
4	CAVITE	Najac	PLDT	SXS	300	LS	1,400	1,700		LS	1,500	3,200	LS	4,600	7,800
4	CAVITE	Novelita				RSU	700	700		RSU	600	1,300	RSU	1,800	3,100
4	CAVITE	Rosario	PLDT	EMD-V	1,120	LS	1,000	2,120		LS	1,900	4,020	LS	4,600	8,620
4	CAVITE	Cepza	PLDT	SYS-12											
4	CAVITE	Silang	PLDT	SXS	800	LS	2,900	3,700		LS	3,500	7,200	LS	8,700	15,900
4	CAVITE	Tegaytay City	PLDT	SXS	400	LS	400	800		LS	700	1,500	LS	2,100	3,600
4	CAVITE	Tinza				RSU	2,100	2,100		LS	1,700	3,800	LS	5,500	9,300
4	CAVITE	Ternate				RSU	400	400		RSU	400	800	RSU	1,000	1,800
4	CAVITE	Trece Martires City					0	0		0	0	0	RSU	2,400	2,400
4						9,420	0	32,800	42,220	0	37,800	80,020	0	109,700	189,720
4	LAGUNA	Alaminos					0	0		RSU	1,700	1,700	LS	2,400	4,100
4	LAGUNA	Bay					0	0		RSU	2,000	2,000	LS	2,900	4,900
4	LAGUNA	Biran	INDEPENDENT	XR	1,350	LS	4,700	6,050		LS	5,800	11,850	LS	13,700	25,550
4	LAGUNA	Cabuyao				RSU	2,200	2,200		LS	1,900	4,100	LS	6,000	10,100
4	LAGUNA	Calamba	PLDT	CXP-5	2,400	LS	5,400	7,800		LS	7,400	15,200	LS	17,700	32,900
4	LAGUNA	Canlubang	PLDT	EMD-V			0	0		0	0	0	0	0	0

Appendix 12-1 Expansion Plan of Local Switching (Provincial Area) (8/23)

Region Name	Province Name	Municipalities Name	Operators & Facilities		Exist Switching Capacities	Phase A			Phase B			Phase C					
			Operators Name	Switching Type		SW Type	Added Capacity	TOTAL Capacities	SW Type	Added Capacity	TOTAL Capacities	SW Type	Added Capacity	TOTAL Capacities			
															SW Type	Added Capacity	TOTAL Capacities
4	LAGUNA	CSE	PLDT	BSK			0	0			0	0			0	0	
4	LAGUNA	Los Baños	PLDT	EMD-V	1,500	LS	1,500	3,000	LS	2,900	5,900	LS	6,700	12,600			
4	LAGUNA	Los Baños Up	PLDT	SXS													
4	LAGUNA	Calauan					RSU	1,100	1,100	RSU	900	2,000	LS	2,900	4,900		
4	LAGUNA	Cavinti					RSU	300	500	RSU	500	1,000	RSU	1,300	2,300		
4	LAGUNA	Fern						0	0		0	0	RSU	1,200	1,200		
4	LAGUNA	Kelayaan					RSU	500	500	RSU	300	800	RSU	1,200	2,000		
4	LAGUNA	Liliw	PLDT	EMD-V	650	RSU	100	750	RSU	600	1,350	LS	2,000	3,350			
4	LAGUNA	Liliw	PLDT	EWSD(RSU)													
4	LAGUNA	Luisiana						0	0		0	0	RSU	2,200	2,200		
4	LAGUNA	Lumban					RSU	700	700	RSU	500	1,200	RSU	1,800	3,000		
4	LAGUNA	Mabitac						0	0		0	0	RSU	1,800	1,800		
4	LAGUNA	Magdalena					RSU	500	500	RSU	400	900	RSU	1,200	2,100		
4	LAGUNA	Majayjay					RSU	600	600	RSU	400	1,000	RSU	1,400	2,400		
4	LAGUNA	Nagcarian					RSU	1,300	1,300	RSU	1,000	2,300	LS	3,400	5,700		
4	LAGUNA	Pacts	PLDT	EMD-V	300	RSU	500	800	RSU	800	1,600	LS	1,900	3,500			
4	LAGUNA	Pagsanjan					RSU	900	900	RSU	700	1,600	LS	2,200	3,800		
4	LAGUNA	Pakil						0	0		0	0	RSU	2,100	2,100		
4	LAGUNA	Pangil						0	0		0	0	RSU	2,300	2,300		
4	LAGUNA	Pila					RSU	1,000	1,000	RSU	700	1,700	LS	2,500	4,200		
4	LAGUNA	Rizal						0	0		0	0	RSU	1,500	1,500		
4	LAGUNA	San Pablo City	PLDT	SXS	3,840	LS	3,500	7,340	LS	6,900	14,240	LS	16,400	30,640			
4	LAGUNA	San Pablo City	PLDT	EWSD													
4	LAGUNA	San Pedro	PLDT	EMD-R	3,200	LS	3,900	7,100	LS	6,700	13,800	LS	15,900	29,700			
4	LAGUNA	Santa Cruz	PLDT	CXP-5	1,600	LS	1,900	3,500	LS	3,300	6,800	LS	7,700	14,500			
4	LAGUNA	Santa Maria						0	0	RSU	1,300	1,300	RSU	1,900	3,100		
4	LAGUNA	Santa Rosa	PLDT	EMD-V	400	RSU	3,900	4,300	LS	4,000	8,300	LS	9,700	18,000			
4	LAGUNA	Simloan					RSU	800	800	LS	600	1,400	LS	2,000	3,400		
4	LAGUNA	Victoria						0	0	RSU	1,400	1,400	RSU	1,900	3,300		
4					15,240	0	35,500	50,740	0	52,700	103,440	0	137,700	241,140			
4	MARINDUQUE	Boac	PLTEL	MANUAL	200	LS	1,400	1,600	LS	1,600	3,200	LS	3,800	7,000			
4	MARINDUQUE	Buenavista						0	0		0	0	RSU	2,400	2,400		
4	MARINDUQUE	Gasan						0	0	RSU	1,600	1,600	LS	2,200	3,800		
4	MARINDUQUE	Mogmog						0	0	RSU	1,600	1,600	LS	2,200	3,800		
4	MARINDUQUE	Santa Cruz					RSU	2,400	2,400	LS	2,300	4,700	LS	5,400	10,100		
4	MARINDUQUE	Torrijos						0	0	RSU	1,600	1,600	LS	2,300	3,900		
4					200	0	3,800	4,000	0	8,700	12,700	0	18,300	31,000			
4	OCCIDENTAL MINDORO	Abra Deilog						0	0		0	0	RSU	2,100	2,100		
4	OCCIDENTAL MINDORO	Calintaan						0	0	RSU	1,100	1,100	RSU	1,700	2,800		
4	OCCIDENTAL MINDORO	Looc						0	0		0	0	RSU	1,100	1,100		
4	OCCIDENTAL MINDORO	Lubang						0	0	RSU	1,200	1,200	RSU	1,700	2,900		
4	OCCIDENTAL MINDORO	Magaysay					RSU	800	800	RSU	500	1,300	RSU	2,000	3,300		
4	OCCIDENTAL MINDORO	Mamburao	BUTEL	XB	300	LS	600	900	LS	800	1,700	LS	2,000	3,700			
4	OCCIDENTAL MINDORO	Palaui						0	0		0	0	RSU	1,200	1,200		
4	OCCIDENTAL MINDORO	Rizal						0	0	RSU	1,500	1,500	LS	2,000	3,500		
4	OCCIDENTAL MINDORO	Sablayan					RSU	1,600	1,600	RSU	1,300	2,900	LS	4,100	7,000		
4	OCCIDENTAL MINDORO	San Jose	BUTEL	XB	300	LS	3,100	3,400	LS	3,400	6,800	LS	8,100	14,900			
4	OCCIDENTAL MINDORO	Santa Cruz						0	0	RSU	1,100	1,100	RSU	1,600	2,500		
4					600	0	6,100	6,700	0	10,900	17,600	0	27,400	45,000			
4	OCCIDENTAL MINDORO	Abra Deilog						0	0		0	0	RSU	2,100	2,100		
4	OCCIDENTAL MINDORO	Abra Deilog						0	0	RSU	1,500	1,500	LS	2,100	3,600		
4	OCCIDENTAL MINDORO	Abra Deilog						0	0	RSU	1,600	1,600	LS	2,400	4,000		
4	OCCIDENTAL MINDORO	Bongabong					RSU	1,700	1,700	LS	1,400	3,100	LS	4,400	7,500		
4	OCCIDENTAL MINDORO	Bulacao						0	0	RSU	1,300	1,300	RSU	1,900	3,200		
4	OCCIDENTAL MINDORO	Calapan	CALAPAN	M	1,300	LS	2,600	3,900	LS	3,700	7,600	LS	8,700	16,300			
4	OCCIDENTAL MINDORO	Gloria						0	0	RSU	1,900	1,900	LS	2,600	4,500		
4	OCCIDENTAL MINDORO	Mansalay						0	0	RSU	1,700	1,700	LS	2,500	4,200		
4	OCCIDENTAL MINDORO	Naujan					RSU	2,400	2,400	LS	2,000	4,400	LS	6,400	10,800		
4	OCCIDENTAL MINDORO	Pinamalayan					RSU	2,000	2,000	LS	1,600	3,600	LS	5,200	8,800		
4	OCCIDENTAL MINDORO	Pola					RSU	900	900	RSU	800	1,700	LS	2,400	4,100		
4	OCCIDENTAL MINDORO	Puerto Galera						0	0	RSU	1,100	1,100	RSU	1,500	2,600		
4	OCCIDENTAL MINDORO	Roxas					RSU	1,100	1,100	RSU	900	2,000	LS	3,000	5,000		
4	OCCIDENTAL MINDORO	San Teodoro						0	0		0	0	RSU	1,900	1,900		
4	OCCIDENTAL MINDORO	Socorro					RSU	1,000	1,000	RSU	800	1,800	LS	2,700	4,500		
4	OCCIDENTAL MINDORO	Victoria						0	0	RSU	2,100	2,100	LS	3,100	5,200		
4					1,300	0	11,700	13,000	0	22,400	35,400	0	50,800	86,200			
4	PALAWAN	Aboljan						0	0	RSU	1,200	1,200	RSU	1,600	2,800		
4	PALAWAN	Agutaya						0	0		0	0	RSU	1,000	1,000		
4	PALAWAN	Araceli						0	0		0	0	RSU	1,300	1,300		
4	PALAWAN	Balabac						0	0	RSU	1,300	1,300	RSU	1,700	3,000		
4	PALAWAN	Bataraza						0	0	RSU	1,800	1,800	LS	2,600	4,400		
4	PALAWAN	Brooke's Point					RSU	2,300	2,300	LS	2,200	4,500	LS	5,400	9,900		
4	PALAWAN	Busuanga						0	0		0	0	RSU	1,700	1,700		
4	PALAWAN	Cagayancillo						0	0		0	0	RSU	800	800		
4	PALAWAN	Coron						0	0	RSU	2,100	2,100	LS	2,900	5,000		
4	PALAWAN	Cuyo						0	0		0	0	RSU	2,300	2,300		

Appendix 12-1 Expansion Plan of Local Switching (Provincial Area) (9/23)

Region Name	Province Name	Municipalities Name	Operators & Facilities		Exist Switching Capacities	Phase A			Phase B			Phase C			
			Operators Name	Switching Type		SW Type	Added Capacity	TOTAL Capacities	SW Type	Added Capacity	TOTAL Capacities	SW Type	Added Capacity	TOTAL Capacities	
4	PALAWAN	Dumaran					0	0		0	0	RSU	1,900	1,900	
4	PALAWAN	El Nido (Bacuit)					0	0	RSU	1,200	1,200	RSU	1,700	2,900	
4	PALAWAN	Kelayaan					0	0		0	0	RLU	100	100	
4	PALAWAN	Linapacan					0	0		0	0	RSU	900	900	
4	PALAWAN	Magsaysay					0	0		0	0	RSU	1,500	1,500	
4	PALAWAN	Narra					0	0	RSU	2,500	2,500	LS	3,700	6,200	
4	PALAWAN	Puerto Princesa City	PLTEL	XB	1,000	LS	3,200	4,200	LS	3,900	8,100	LS	9,400	17,500	
4	PALAWAN	Quezon					0	0	RSU	2,000	2,000	LS	2,900	4,900	
4	PALAWAN	Rizal					0	0	RSU	1,100	1,100	RSU	1,500	2,600	
4	PALAWAN	Roxas					0	0	RSU	2,300	2,300	LS	3,200	5,500	
4	PALAWAN	San Vicente					0	0	RSU	1,100	1,100	LS	1,600	2,700	
4	PALAWAN	Taytay					0	0	RSU	2,400	2,400	LS	3,400	5,800	
4					1,000	0	5,500	6,500	0	25,100	31,600	0	53,100	84,700	
4									RLU	300	300	RSU	800	1,300	
4	QUEZON	Agdangan								0	0	RSU	1,800	1,800	
4	QUEZON	Alabat								0	0	RSU	1,300	1,300	
4	QUEZON	Atimonan	GENERAL	SXS	500	LS	1,400	1,900	LS	1,700	3,600	LS	4,300	7,900	
4	QUEZON	Buenavista					0	0	RSU	1,300	1,300	RSU	1,700	3,000	
4	QUEZON	Burdos					0	0	RSU	1,100	1,100	RSU	1,600	2,700	
4	QUEZON	Calauag	CALAUAG	XB	100	LS	2,100	2,200	LS	1,800	4,000	LS	5,700	9,700	
4	QUEZON	Candelaria	GENERAL	SXS	1,200	RSU	1,600	2,800	LS	2,600	5,400	LS	6,500	11,900	
4	QUEZON	Cataganuan				LS	1,600	1,600	LS	1,300	2,900	LS	4,300	7,200	
4	QUEZON	Dolores					0	0	RSU	1,100	1,100	RSU	1,700	2,800	
4	QUEZON	General Luna					RSU	600	600	RSU	500	1,100	RSU	1,600	2,700
4	QUEZON	General Nakar					RSU	700	700	RSU	500	1,200	RSU	1,600	2,800
4	QUEZON	Guinayangan					0	0	RSU	2,000	2,000	LS	3,000	5,000	
4	QUEZON	Gumaca	GENERAL	SXS	500	LS	1,400	1,900	LS	1,800	3,700	LS	4,500	8,200	
4	QUEZON	Infanta				LS	1,200	1,200	LS	1,000	2,200	LS	3,200	5,400	
4	QUEZON	Jumalig					0	0		0	0	RSU	700	700	
4	QUEZON	Lopez	CALAUAG	SXS	300	LS	2,300	2,600	LS	2,500	5,100	LS	6,100	11,200	
4	QUEZON	Lucban	GENERAL	SXS	500	LS	700	1,200	LS	1,200	2,400	LS	2,700	3,100	
4	QUEZON	Lucena City	PLDT	EWSA	3,000	LS	3,800	6,800	LS	6,400	13,200	LS	15,300	28,500	
4	QUEZON	Macalelon					RSU	700	700	RSU	500	1,200	RSU	1,800	3,000
4	QUEZON	Mauban					LS	1,500	1,500	LS	1,200	2,700	LS	3,900	6,600
4	QUEZON	Mulanay					RSU	1,300	1,300	RSU	1,100	2,400	LS	3,400	5,800
4	QUEZON	Padre Burgos					0	0		0	0	RSU	2,300	2,300	
4	QUEZON	Pagbilao					RSU	1,400	1,400	RSU	1,200	2,600	LS	3,700	6,300
4	QUEZON	Panukulan					0	0		0	0	RSU	1,500	1,500	
4	QUEZON	Patnanungan					0	0		0	0	RSU	1,500	1,500	
4	QUEZON	Perez					0	0		0	0	RSU	1,300	1,300	
4	QUEZON	Pitogo					0	0	RSU	1,100	1,100	RSU	1,500	2,600	
4	QUEZON	Plaridel					0	0		0	0	RSU	1,300	1,300	
4	QUEZON	Polillo					RSU	800	800	LS	600	1,400	LS	2,100	3,500
4	QUEZON	Quezon					0	0		0	0	RSU	1,700	1,700	
4	QUEZON	Real					RSU	700	700	RSU	600	1,300	RSU	1,800	3,100
4	QUEZON	Sampaloc					RSU	400	400	RSU	300	700	RSU	1,000	1,700
4	QUEZON	San Andres					0	0	RSU	1,500	1,500	LS	2,100	3,600	
4	QUEZON	San Antonio					0	0	RSU	1,300	1,300	RSU	1,900	3,200	
4	QUEZON	San Francisco (Aurora)					RSU	1,400	1,400	RSU	1,100	2,500	LS	3,700	6,200
4	QUEZON	San Narciso					0	0	RSU	2,000	2,000	LS	3,000	5,000	
4	QUEZON	Sarisaya	GENERAL	SXS	500	LS	3,100	3,600	LS	3,400	7,000	LS	8,500	15,500	
4	QUEZON	Tagkawayan					RSU	1,400	1,400	RSU	1,100	2,500	LS	3,600	6,100
4	QUEZON	Tayabas	PLDT	SXS	200	RSU	2,000	2,200	LS	2,000	4,200	LS	5,000	9,200	
4	QUEZON	Tiagong	GENERAL	SXS	300	LS	2,100	2,400	LS	2,300	4,700	LS	5,600	10,300	
4	QUEZON	Tiagong													
4	QUEZON	Unisan					RSU	700	700	RSU	500	1,200	RSU	1,800	3,000
4					7,100	0	35,200	42,300	0	48,800	91,100	0	131,000	222,100	
4															
4	ROMBLON	Alcantara					0	0		0	0	RSU	1,700	1,700	
4	ROMBLON	Banton					0	0		0	0	RSU	1,100	1,100	
4	ROMBLON	Cajidiocan					0	0	RSU	1,100	1,100	RSU	1,500	2,600	
4	ROMBLON	Calatrava					0	0		0	0	RSU	1,200	1,200	
4	ROMBLON	Concepcion					0	0		0	0	RSU	800	800	
4	ROMBLON	Corcuera					0	0		0	0	RSU	1,500	1,500	
4	ROMBLON	Ferrol					0	0		0	0	RSU	900	900	
4	ROMBLON	Looc					0	0	RSU	1,200	1,200	RSU	1,700	2,900	
4	ROMBLON	Magdiwang					0	0		0	0	RSU	1,600	1,600	
4	ROMBLON	Odiang					0	0	LS	2,800	2,800	LS	2,900	4,900	
4	ROMBLON	Romblon					0	0	LS	1,900	1,900	LS	2,600	4,500	
4	ROMBLON	San Agustin					0	0	RSU	1,100	1,100	RSU	1,600	2,700	
4	ROMBLON	San Andres					0	0		0	0	RSU	1,800	1,800	
4	ROMBLON	San Fernando					0	0	RSU	1,100	1,100	RSU	1,600	2,700	
4	ROMBLON	San Jose					0	0		0	0	RSU	1,100	1,100	
4	ROMBLON	Santa Fe					0	0		0	0	RSU	1,800	1,800	
4	ROMBLON	Sta. Maria (Imelda)					0	0		0	0	RSU	1,000	1,000	
4					0	0	0	0	0	8,400	8,400	0	26,400	34,800	
4	RIZAL	Angono (GMM)	PLDT	EWSD(RSU)	2,000	RSU	0	2,000	LS	1,600	3,600	LS	4,200	7,800	
4	RIZAL	Antipolo (GMM)	PLDT	EWSD(RSU)	2,200	RSU	7,100	9,400	LS	8,900	18,300	LS	21,100	39,400	

Appendix 12-1 Expansion Plan of Local Switching (Provincial Area) (10/23)

Region Name	Province Name	Municipalities Name	Operators & Facilities		Exist Switching Capacities	Phase A			Phase B			Phase C		
			Operators Name	Switching Type		SW Type	Added Capacity	TOTAL Capacities	SW Type	Added Capacity	TOTAL Capacities	SW Type	Added Capacity	TOTAL Capacities
4	RIZAL	Baras	PLDT	CABLEX	RSU	600	600	RSU	500	1,100	RSU	1,500	2,600	
4	RIZAL	Binangonan (GMM)	PLDT	EWSD(RSU)	500	RSU	5,300	5,800	LS	5,400	11,200	LS	13,000	24,200
4	RIZAL	Calinta (GMM)	PLDT	EWSD	8,000	LS	0	8,000	LS	3,200	11,200	LS	12,800	24,000
4	RIZAL	Cardona	PLDT	CABLEX	RSU	1,100	1,100	RSU	900	2,000	LS	3,000	5,000	
4	RIZAL	Jala-Jala				0	0		0	0	RSU	2,500	2,500	
4	RIZAL	Morong (GMM)	PLDT	EWSD(RSU)	300	RSU	1,000	1,300	RSU	1,200	2,500	LS	3,000	5,500
4	RIZAL	Pili	PLDT	CABLEX	RSU	1,300	1,300	RSU	1,300	2,600	LS	3,000	5,600	
4	RIZAL	Rodriguez(Montelban)			RSU	3,100	3,100	LS	2,800	5,900	LS	6,800	12,700	
4	RIZAL	San Mateo(GMM)			LS	3,700	3,700	LS	3,600	7,300	LS	8,300	15,600	
4	RIZAL	Tanay(GMM)	PLDT	EWSD (RSU)	300	RSU	2,400	2,700	LS	2,500	5,200	LS	5,900	11,100
4	RIZAL	Taytay-1 (GMM)	PLDT	EAX	6,800	LS	0	6,800	LS	3,100	9,900	LS	11,400	21,300
4	RIZAL	Taytay-2 (GMM)	PLDT	EWSD (RSU)										
4	RIZAL	Teresa				0	0	0	RSU	1,300	1,300	RSU	1,800	3,100
4					20,100	0	25,700	45,800	0	36,300	82,100	0	98,300	180,400
5	ALBAY	Bacacay			RSU	600	600	RSU	200	800	RSU	600	1,400	
5	ALBAY	Carnalig			RSU	600	600	RSU	200	800	RSU	600	1,400	
5	ALBAY	Daraga	MAYON TR	SXS	500	LS	700	1,200	LS	400	1,600	LS	1,100	2,700
5	ALBAY	Guinobatan			RSU	700	700	RSU	200	900	RSU	800	1,700	
5	ALBAY	Javelar(Jovellar)	PLDT	SYS-12	336	LS	0	336	LS	0	336	LS	100	436
5	ALBAY	Logzaqi City	MAYON TR	SXS	1,600	LS	300	1,900	LS	800	2,700	LS	1,600	4,300
5	ALBAY	Libon			RSU	700	700	RSU	200	900	RSU	800	1,700	
5	ALBAY	Ligao	MAYON TR	SXS	200	LS	700	900	LS	200	1,100	LS	1,000	2,100
5	ALBAY	Mallipot				0	0	0	RSU	400	400	RSU	300	700
5	ALBAY	Malinao	MAYON TR	SXS	800	LS	0	800	LS	0	800	LS	100	900
5	ALBAY	Manito				0	0	0	RLU	300	300	RSU	200	500
5	ALBAY	Oas			RSU	600	600	RSU	200	800	RSU	700	1,500	
5	ALBAY	Pio Duran				0	0	0	RSU	600	600	RSU	500	1,100
5	ALBAY	Polangui			RSU	700	700	RSU	300	1,000	RSU	800	1,800	
5	ALBAY	Rapu-rapu				0	0	0	RSU	400	400	RSU	400	800
5	ALBAY	Santo Domingo				0	0	0	RSU	400	400	RSU	300	700
5	ALBAY	Tabaco	BICOL TPN	SXS	900	LS	400	1,300	LS	600	1,900	LS	1,200	3,100
5	ALBAY	Tawi				0	0	0		600	600	RSU	400	1,000
5	ALBAY	Tabaco	BICOL TPN	MANUAL					RSU					
5					4,336	0	6,000	10,336	0	6,000	16,336	0	11,500	27,836
5	CAMARINES NORTE	Basud				0	0	0	RSU	500	500	RSU	300	800
5	CAMARINES NORTE	Capalonga				0	0	0	RSU	400	400	RSU	300	700
5	CAMARINES NORTE	Dast	N. CAMAR	MANUAL	500	LS	600	1,100	LS	400	1,500	LS	900	2,400
5	CAMARINES NORTE	Imelda				0	0	0		0	0		0	
5	CAMARINES NORTE	Jose Panganiban			RSU	600	600	RSU	300	900	RSU	600	1,500	
5	CAMARINES NORTE	Labo	LABO TEL	SXS	100	LS	700	800	LS	300	1,100	LS	900	2,000
5	CAMARINES NORTE	Mercedes				0	0	0	RSU	600	600	RSU	400	1,000
5	CAMARINES NORTE	Paracale				0	0	0	RSU	600	600	RSU	500	1,100
5	CAMARINES NORTE	San Lorenzo Ruiz				0	0	0		0	RLU	300	300	
5	CAMARINES NORTE	San Vicente				0	0	0		0	RLU	300	300	
5	CAMARINES NORTE	Santa Elena				0	0	0	RLU	300	300	RSU	300	600
5	CAMARINES NORTE	Talisay				0	0	0	RLU	300	300	RSU	200	500
5	CAMARINES NORTE	Vinzons				0	0	0	RSU	500	500	RSU	400	900
5					600	0	1,900	2,500	0	4,200	6,700	0	5,400	12,100
5	CAMARINES SUR	Baao			RSU	500	500	RSU	100	600	RSU	500	1,100	
5	CAMARINES SUR	Balatan				0	0	0	RLU	300	300	RSU	300	600
5	CAMARINES SUR	Bato				0	0	0	RSU	600	600	RSU	400	1,000
5	CAMARINES SUR	Bombon				0	0	0		0	0	RLU	400	400
5	CAMARINES SUR	Buhi	BUTEL	SXS	450	LS	200	650	LS	300	950	LS	700	1,650
5	CAMARINES SUR	Bula			RSU	600	600	RSU	200	800	RSU	600	1,400	
5	CAMARINES SUR	Cabuco			RLU	200	200	RLU	100	300	RSU	200	500	
5	CAMARINES SUR	Calabanga			RSU	700	700	RSU	200	900	RSU	700	1,600	
5	CAMARINES SUR	Carnaligan			RLU	200	200	RLU	100	300	RSU	200	500	
5	CAMARINES SUR	Canaman			RLU	300	300	RSU	100	400	RSU	200	600	
5	CAMARINES SUR	Carmonan				0	0	0	RSU	600	600	RSU	500	1,100
5	CAMARINES SUR	Del Gallego				0	0	0	RLU	300	300	RSU	200	500
5	CAMARINES SUR	Gainza				0	0	0		0	RLU	200	200	
5	CAMARINES SUR	Garchitorena				0	0	0	RLU	300	300	RSU	300	600
5	CAMARINES SUR	Goa			RSU	500	500	RSU	100	600	RSU	600	1,200	
5	CAMARINES SUR	Iriga City	IRIGA TEL	SXS	200	LS	1,000	1,200	LS	500	1,700	LS	1,000	2,700
5	CAMARINES SUR	Lagonoy			RSU	500	500	RSU	100	600	RSU	500	1,100	
5	CAMARINES SUR	Libmanan(Limbanan)			RSU	900	900	RSU	300	1,200	RSU	1,000	2,200	
5	CAMARINES SUR	Lupi				0	0	0	RSU	400	400	RSU	300	700
5	CAMARINES SUR	Magarao			RLU	200	200	RLU	100	300	RSU	200	500	
5	CAMARINES SUR	Milao			RLU	300	300	RLU	0	300	RSU	300	600	
5	CAMARINES SUR	Minalabac				0	0	0	RSU	600	600	RSU	500	1,100
5	CAMARINES SUR	Nabua	IRIGA TEL	M	100	LS	600	700	LS	300	1,000	LS	800	1,800
5	CAMARINES SUR	Naga City	NAGA TEL	SXS	3,000	LS	0	3,000	LS	0	3,000	LS	1,100	4,100
5	CAMARINES SUR	Ocampo				0	0	0	RSU	500	500	RSU	400	900
5	CAMARINES SUR	Pampuna				0	0	0	RSU	400	400	RSU	300	700
5	CAMARINES SUR	Pasacao				0	0	0	RSU	500	500	RSU	400	900
5	CAMARINES SUR	Pili	NAGA TEL	SXS	200	LS	600	800	LS	400	1,200	LS	700	1,900





Appendix 12-1 Expansion Plan of Local Switching (Provincial Area) (12/23)

Region Name	Province Name	Municipalities Name	Operators & Facilities		Rixit Switching Capacities	Phase A			Phase B			Phase C		
			Operators Name	Switching Type		SW	Added	TOTAL	SW	Added	TOTAL	SW	Added	TOTAL
						Type	Capacity	Capacities	Type	Capacity	Capacities	Type	Capacity	Capacities
6	AKLAN	New Washington					0	0	RSU	1,000	1,000	RSU	1,100	2,100
6	AKLAN	Nunungan				RSU	500	500	RSU	700	700	RSU	700	1,400
6	AKLAN	Tangalan					0	0		0	0	RSU	1,000	1,000
6					800	0	3,200	4,000	0	7,800	11,600	0	13,400	27,200
6	ANTIQU	Anini-y					0	0	RSU	600	600	RSU	600	1,200
6	ANTIQU	Barbaza					0	0		0	0	RSU	1,000	1,000
6	ANTIQU	Belison					0	0		0	0	RSU	700	700
6	ANTIQU	Bugacang					0	0	RSU	800	800	RSU	900	1,700
6	ANTIQU	Caluya					0	0	RSU	600	600	RSU	500	1,100
6	ANTIQU	Culasi					0	0	LS	1,000	1,000	LS	1,000	2,000
6	ANTIQU	Hamtic					0	0	RSU	1,200	1,200	RSU	1,100	2,300
6	ANTIQU	Lawa-an(Laus-an)					0	0	RSU	700	700	RSU	700	1,400
6	ANTIQU	Libertad					0	0		0	0	RSU	800	800
6	ANTIQU	Pandan					0	0	RSU	800	800	RSU	800	1,600
6	ANTIQU	Patnongon(Patnagonon)					0	0	RSU	900	900	RSU	1,000	1,900
6	ANTIQU	San Jose	BUTEL	XB	300	LS	800	1,100	LS	600	1,700	LS	1,400	3,100
6	ANTIQU	San Remigio					0	0	RSU	700	700	RSU	800	1,500
6	ANTIQU	Sebasto					0	0		0	0	RSU	900	900
6	ANTIQU	Sibalem				RSU	1,000	1,000	RSU	400	1,400	RSU	1,500	2,900
6	ANTIQU	Tibiso					0	0	RSU	700	700	RSU	700	1,400
6	ANTIQU	Tobias Fornier					0	0	RSU	900	900	RSU	900	1,800
6	ANTIQU	Valderrama					0	0		0	0	RSU	1,000	1,000
6					300	0	1,800	2,100	0	9,900	12,000	0	16,300	28,300
6	CAPIZ	Cuartero					0	0	RSU	800	800	RSU	800	1,600
6	CAPIZ	Dao					0	0	RSU	1,000	1,000	RSU	1,000	2,000
6	CAPIZ	Dumalag					0	0	RSU	900	900	RSU	800	1,700
6	CAPIZ	Dumarao					0	0	RSU	1,200	1,200	RSU	1,300	2,500
6	CAPIZ	Ivisan					0	0	RSU	700	700	RSU	800	1,500
6	CAPIZ	Jamindan			RSU	600	600	RSU	300	900	RSU	1,000	1,900	
6	CAPIZ	Ma-ayon					0	0	RSU	1,000	1,000	RSU	1,000	2,000
6	CAPIZ	Mambuso			RSU	800	800	RSU	300	1,100	RSU	1,200	2,300	
6	CAPIZ	Paray			RSU	800	800	RSU	400	1,200	RSU	1,300	2,500	
6	CAPIZ	Positon			RSU	800	800	RSU	300	1,100	RSU	1,100	2,200	
6	CAPIZ	Pilar					0	0	RSU	1,200	1,200	RSU	1,200	2,400
6	CAPIZ	Pontevedra			RSU	800	800	RSU	400	1,200	RSU	1,300	2,500	
6	CAPIZ	President Roxas			RSU	700	700	RSU	300	1,000	RSU	900	1,900	
6	CAPIZ	Roxas City	PLDT	EMD-R	1,500	LS	1,600	3,100	LS	1,900	4,900	LS	3,800	8,700
6	CAPIZ	Sapi-an				RSU	500	500	RSU	300	800	RSU	700	1,500
6	CAPIZ	Sigma				RSU	600	600	LS	300	900	LS	800	1,700
6	CAPIZ	Topaz				RSU	900	900	RSU	500	1,400	RSU	1,400	2,800
6					1,500	0	2,100	3,600	0	11,700	21,300	0	20,400	41,700
6	ILOILO	Ajuy				RSU	900	900	RSU	400	1,300	RSU	1,300	2,600
6	ILOILO	Alimodian				RSU	600	600	RSU	300	900	RSU	1,000	1,900
6	ILOILO	Aniwo				RSU	500	500	RSU	200	700	RSU	700	1,400
6	ILOILO	Badjangan					0	0	RSU	800	800	RSU	700	1,500
6	ILOILO	Balasan				RSU	700	700	RSU	400	1,100	RSU	800	1,900
6	ILOILO	Barate				RSU	500	500	RSU	300	800	RSU	800	1,600
6	ILOILO	Barotac Nuevo					0	0	RSU	1,300	1,300	RSU	1,400	2,700
6	ILOILO	Barotac Viejo				LS	700	700	LS	400	1,100	LS	1,100	2,200
6	ILOILO	Batad					0	0		0	0	RSU	1,000	1,000
6	ILOILO	Bingawan					0	0		0	0	RSU	800	800
6	ILOILO	Bumavista				RSU	900	900	RSU	500	1,400	RSU	1,400	2,800
6	ILOILO	Cabatuan				RSU	900	900	RSU	500	1,400	RSU	1,400	2,800
6	ILOILO	Cabinog	BUTEL	SXS	300	LS	600	900	LS	500	1,400	LS	1,400	2,800
6	ILOILO	Carles				RSU	1,000	1,000	RSU	400	1,400	RSU	1,500	2,900
6	ILOILO	Concepcion				RSU	700	700	RSU	300	1,000	RSU	900	1,900
6	ILOILO	Dingle				RSU	800	800	RSU	400	1,200	RSU	1,200	2,400
6	ILOILO	Dumas				RSU	700	700	RSU	300	1,000	RSU	900	1,900
6	ILOILO	Dumangas	PLDT	SXS	400	RSU	700	1,100	RSU	600	1,700	LS	1,700	3,400
6	ILOILO	Estancia	PLDT	SXS	300	LS	400	700	LS	500	1,200	LS	900	2,100
6	ILOILO	Guimbal	PLDT	NEAX		LS	600	600	LS	200	800	LS	800	1,600
6	ILOILO	Igaras					0	0	RSU	900	900	RSU	800	1,700
6	ILOILO	Janiway				RSU	1,100	1,100	RSU	500	1,600	RSU	1,600	3,200
6	ILOILO	Jordan				RSU	1,000	1,000	RSU	500	1,500	RSU	1,600	3,100
6	ILOILO	La Paz	PLDT	EWSD			0	0		0	0		0	0
6	ILOILO	Lambunao				RSU	1,200	1,200	RSU	600	1,800	LS	1,900	3,700
6	ILOILO	Leganes					0	0	RSU	600	600	RSU	700	1,300
6	ILOILO	Lemery					0	0	RSU	700	700	RSU	700	1,400
6	ILOILO	Leon				RSU	800	800	RSU	400	1,200	RSU	1,300	2,500
6	ILOILO	Iloilo City	PLDT	SXS	11,400	LS	0	11,400	LS	3,100	14,500	LS	11,600	26,100
6	ILOILO	Iloilo City	PLDT	EWSD/RSU			0	0		0	0		0	0
6	ILOILO	Massin					0	0	RSU	1,000	1,000	RSU	1,000	2,000
6	ILOILO	Miag-ao				LS	1,400	1,400	LS	800	2,200	LS	1,800	4,000
6	ILOILO	Mina					0	0	RSU	600	600	RSU	500	1,100
6	ILOILO	New Lucena					0	0	RSU	600	600	RSU	600	1,200



Appendix 12-1 Expansion Plan of Local Switching (Provincial Area) (13/23)

Region Name	Province Name	Municipalities Name	Operators & Facilities		Exist Switching Capacities	Phase A			Phase B			Phase C			
			Operators Name	Switching Type		SW Type	Added Capacity	TOTAL Capacities	SW Type	Added Capacity	TOTAL Capacities	SW Type	Added Capacity	TOTAL Capacities	
6	ILOILO	Nueva Valencia					0	0	0	RSU	1,000	1,000	RSU	1,100	2,100
6	ILOILO	Oton				RSU	1,200	1,200	0	RSU	500	1,700	LS	1,800	3,500
6	ILOILO	Passi	BUTEL	SXS	450	LS	1,100	1,550	0	LS	900	2,450	LS	2,000	4,450
6	ILOILO	Pavia				RSU	600	600	0	RSU	200	800	RSU	500	1,600
6	ILOILO	Potolan	BUTEL	SXS	200	LS	1,200	1,400	0	LS	900	2,300	LS	1,600	4,100
6	ILOILO	San Dionisio				RSU	600	600	0	RSU	200	800	RSU	500	1,600
6	ILOILO	San Enrique				RSU	600	600	0	RSU	100	700	RSU	900	1,700
6	ILOILO	San Joaquin					0	0	0	RSU	1,300	1,300	RSU	1,400	2,700
6	ILOILO	San Miguel				RSU	400	400	0	RSU	200	600	RSU	600	1,200
6	ILOILO	San Rafael					0	0	0	RSU	0	0	RSU	500	800
6	ILOILO	Santa Barbara					0	0	0	RSU	1,300	1,300	RSU	1,300	2,600
6	ILOILO	Sara				RSU	800	800	0	RSU	400	1,200	RSU	1,300	2,500
6	ILOILO	Tagbuanan				RSU	1,000	1,000	0	RSU	500	1,500	RSU	1,500	3,000
6	ILOILO	Tubungan				RSU	400	400	0	RSU	200	600	RSU	500	1,100
6	ILOILO	Zarraga					0	0	0	RSU	500	500	RSU	600	1,100
6					13,050	0	24,600	37,650	0	0	26,900	64,550	0	63,000	127,550
6	NEGROS OCCIDENTAL	Bacolod City	PLDT	SXS	11,000	LS	0	11,000	0	LS	6,000	17,000	LS	13,800	30,800
6	NEGROS OCCIDENTAL	Bago City	PLDT	AKD-860	200	LS	2,500	2,700	0	LS	1,300	4,000	LS	4,200	8,200
6	NEGROS OCCIDENTAL	Binabagan	RCY TEL	SXS	300	LS	1,300	1,600	0	LS	900	2,500	LS	1,900	4,400
6	NEGROS OCCIDENTAL	Cadiz City	PLDT	SXS	500	LS	3,000	3,500	0	LS	2,100	5,600	LS	4,500	10,100
6	NEGROS OCCIDENTAL	Calatrava				RSU	1,300	1,300	0	RSU	700	2,000	LS	2,100	4,100
6	NEGROS OCCIDENTAL	Candoni					0	0	0	RSU	600	600	RSU	600	1,200
6	NEGROS OCCIDENTAL	Cauayan				RSU	1,800	1,800	0	RSU	900	2,700	LS	2,700	5,400
6	NEGROS OCCIDENTAL	Enrique B. Magalona(Saravia)				RSU	1,100	1,100	0	RSU	500	1,600	RSU	1,700	3,300
6	NEGROS OCCIDENTAL	Escalante				RSU	1,600	1,600	0	RSU	800	2,400	LS	2,500	4,900
6	NEGROS OCCIDENTAL	Himamaylan				RSU	2,400	2,400	0	LS	1,400	3,800	LS	3,100	6,900
6	NEGROS OCCIDENTAL	Hinigaran	R.C.YULO	SXS	400	LS	1,100	1,500	0	LS	800	2,300	LS	2,300	4,600
6	NEGROS OCCIDENTAL	Hinoba-an(Asia)					0	0	0	RSU	1,400	1,400	RSU	1,400	2,800
6	NEGROS OCCIDENTAL	Ilog				RSU	1,000	1,000	0	RSU	500	1,500	RSU	1,700	3,200
6	NEGROS OCCIDENTAL	Isabela				RSU	1,400	1,400	0	RSU	800	2,200	LS	1,800	4,000
6	NEGROS OCCIDENTAL	Kabankalan	PLDT	AKD-860	250	LS	3,500	3,750	0	LS	2,200	5,950	LS	4,800	10,750
6	NEGROS OCCIDENTAL	La Carlota City	PLDT (X-5C)	SXS	300	LS	1,400	1,700	0	LS	1,000	2,700	LS	2,100	4,800
6	NEGROS OCCIDENTAL	La Castellana				RSU	1,600	1,600	0	RSU	1,000	2,600	LS	2,000	4,600
6	NEGROS OCCIDENTAL	Manapla				RSU	900	900	0	RSU	400	1,300	RSU	1,400	2,700
6	NEGROS OCCIDENTAL	Moises Padilla(Magallon)				RSU	700	700	0	RSU	300	1,000	RSU	1,100	2,100
6	NEGROS OCCIDENTAL	Murcia				RSU	1,100	1,100	0	RSU	600	1,700	LS	1,700	3,400
6	NEGROS OCCIDENTAL	Pontevedra					0	0	0	RSU	1,300	1,300	RSU	1,400	2,700
6	NEGROS OCCIDENTAL	Padupandan				RSU	600	600	0	RSU	400	1,000	RSU	800	1,800
6	NEGROS OCCIDENTAL	Sagay(NEW)				LS	3,300	3,300	0	LS	2,000	5,300	LS	4,300	9,600
6	NEGROS OCCIDENTAL	Salvador Benedicto					0	0	0	RSU	0	0	RSU	1,000	1,000
6	NEGROS OCCIDENTAL	San Carlos City	SAN CARL	SXS	800	LS	2,300	3,100	0	LS	1,900	5,000	LS	4,000	9,000
6	NEGROS OCCIDENTAL	San Enrique					0	0	0	RSU	700	700	RSU	600	1,300
6	NEGROS OCCIDENTAL	Silay City	PLDT	SXS	2,200	LS	800	3,000	0	LS	1,800	4,800	LS	3,800	8,600
6	NEGROS OCCIDENTAL	Sipalay				LS	1,400	1,400	0	LS	600	2,000	LS	2,300	4,200
6	NEGROS OCCIDENTAL	Talisay				RSU	1,900	1,900	0	RSU	1,100	3,000	LS	2,400	5,400
6	NEGROS OCCIDENTAL	Toboso					0	0	0	RSU	1,200	1,200	RSU	1,200	2,400
6	NEGROS OCCIDENTAL	Valladolid				RSU	700	700	0	RSU	300	1,000	RSU	1,000	2,000
6	NEGROS OCCIDENTAL	Victorias	VICTORIAS	EMD	100	LS	2,000	2,100	0	LS	1,200	3,300	LS	2,600	5,900
6					16,050	0	40,700	56,750	0	0	36,700	93,450	0	82,700	176,150
7	BOHOL	Alburquerque					0	0	0	RSU	900	900	RSU	900	900
7	BOHOL	Alicia					0	0	0	RSU	900	900	RSU	1,400	2,300
7	BOHOL	Anda					0	0	0	RSU	1,700	1,700	RSU	1,700	1,700
7	BOHOL	Antequera					0	0	0	RSU	1,500	1,500	RSU	1,500	1,500
7	BOHOL	Baclayon					0	0	0	RSU	1,500	1,500	RSU	1,500	1,500
7	BOHOL	Balilihan					0	0	0	RSU	1,800	1,800	RSU	1,800	1,800
7	BOHOL	Banuan					0	0	0	RSU	1,400	1,400	RSU	1,400	1,400
7	BOHOL	Bien Unido					0	0	0	RSU	1,000	1,000	RSU	1,300	2,300
7	BOHOL	Bilar					0	0	0	RSU	1,800	1,800	RSU	1,800	1,800
7	BOHOL	Buenavista					0	0	0	RSU	1,100	1,100	RSU	1,500	2,600
7	BOHOL	Calape				RSU	700	700	0	RSU	500	1,200	RSU	1,800	3,000
7	BOHOL	Candijay					0	0	0	RSU	1,300	1,300	RSU	1,900	3,200
7	BOHOL	Carmon					0	0	0	LS	1,700	1,700	LS	2,500	4,200
7	BOHOL	Canigbayan					0	0	0	RSU	900	900	RSU	1,200	2,100
7	BOHOL	Clarin				RSU	500	500	0	RSU	300	800	RSU	1,200	2,000
7	BOHOL	Corella					0	0	0	RSU	0	0	RSU	800	800
7	BOHOL	Cortez					0	0	0	RSU	1,300	1,300	RSU	1,300	1,300
7	BOHOL	Dagohoy					0	0	0	RSU	1,600	1,600	RSU	1,600	1,600
7	BOHOL	Danao					0	0	0	RSU	1,600	1,600	RSU	1,600	1,600
7	BOHOL	Dausi					0	0	0	RSU	1,200	1,200	RSU	1,700	2,900
7	BOHOL	Dumiao					0	0	0	RSU	0	0	RSU	1,400	1,400
7	BOHOL	Ducro					0	0	0	RSU	1,700	1,700	RSU	1,700	1,700
7	BOHOL	Garcia-Hernandez					0	0	0	RSU	1,000	1,000	RSU	1,300	2,300
7	BOHOL	Guindulman					0	0	0	RSU	1,300	1,300	RSU	1,900	3,200
7	BOHOL	Inabanga					0	0	0	LS	1,800	1,800	LS	2,700	4,500
7	BOHOL	Jagna					0	0	0	LS	1,300	1,300	RSU	1,900	3,200
7	BOHOL	Jetafe					0	0	0	RSU	1,100	1,100	RSU	1,500	2,600
7	BOHOL	Lila					0	0	0	RSU	0	0	RSU	1,100	1,100

Appendix 12-1 Expansion Plan of Local Switching (Provincial Area) (14/23)

Region Name	Province Name	Municipalities Name	Operators & Facilities		Exist	Phase A			Phase B			Phase C			
			Operator Name	Switching Type		Switching Capacities	SW Type	Added Capacity	TOTAL Capacities	SW Type	Added Capacity	TOTAL Capacities	SW Type	Added Capacity	TOTAL Capacities
7	BOHOL	Loay					0	0			0	0	RSU	1,600	1,600
7	BOHOL	Lobok(Labac)					0	0			0	0	RSU	1,700	1,700
7	BOHOL	Loon					0	0	LS	1,700	1,700	LS	2,400	4,100	
7	BOHOL	Mabini					0	0	RSU	1,100	1,100	RSU	1,500	2,600	
7	BOHOL	Maribojok					0	0			0	0	RSU	1,900	1,900
7	BOHOL	Panglao					0	0	RSU	900	900	RSU	1,200	2,100	
7	BOHOL	Pilar					0	0	RSU	1,000	1,000	RSU	1,400	2,400	
7	BOHOL	Pres. Carlos P. Garcia(Pitogo)					0	0	RSU	1,100	1,100	RSU	1,500	2,600	
7	BOHOL	Sagbayan					0	0			0	0	RSU	1,900	1,900
7	BOHOL	San Isidro					0	0			0	0	RSU	1,000	1,000
7	BOHOL	San Miguel					0	0	RSU	900	900	RSU	1,100	2,000	
7	BOHOL	Sevilla					0	0			0	0	RSU	1,100	1,100
7	BOHOL	Sierra Bullones					0	0	RSU	1,100	1,100	RSU	1,500	2,600	
7	BOHOL	Sikatuna					0	0			0	0	RSU	700	700
7	BOHOL	Tagbilaran City	BUTEL	XB	2,300	LS	0	2,300	LS	1,700	4,000	LS	4,500	8,500	
7	BOHOL	Tagbilaran City	CRUZTELC	DIOFEL(SL-1)											
7	BOHOL	Talibon					0	0	LS	2,100	2,100	LS	2,900	5,000	
7	BOHOL	Trinidad					0	0	RSU	1,000	1,000	RSU	1,400	2,400	
7	BOHOL	Tubigon				LS	1,900	1,000	LS	700	1,700	LS	2,400	4,100	
7	BOHOL	Ubay				RSU	1,300	1,300	LS	1,100	2,400	LS	3,400	5,800	
7	BOHOL	Valencia					0	0	RSU	1,100	1,100	RSU	1,400	2,500	
7						2,300	0	3,500	5,800	0	30,900	36,700	0	60,400	117,100
7	CEBU	Alcantara					0	0			0	0	RSU	1,200	1,200
7	CEBU	Alcoy					0	0			0	0	RSU	1,300	1,300
7	CEBU	Alegria					0	0	RSU	900	900	RSU	1,300	2,200	
7	CEBU	Aloguinsan					0	0	RSU	1,000	1,000	RSU	1,300	2,300	
7	CEBU	Argao	PLDT	AKD-860	200	LS	1,200	1,400	LS	1,200	2,600	LS	3,600	6,200	
7	CEBU	Asturias					0	0	RSU	1,500	1,500	LS	2,200	3,700	
7	CEBU	Badian					0	0	LS	1,300	1,300	LS	1,900	3,200	
7	CEBU	Balamban				RSU	1,300	1,300	RSU	1,000	2,300	LS	3,200	5,500	
7	CEBU	Bantayan				LS	1,600	1,600	LS	1,300	2,900	LS	4,300	7,200	
7	CEBU	Barili				RSU	1,300	1,300	LS	1,000	2,300	LS	3,400	5,700	
7	CEBU	Bogo				RSU	1,900	1,900	LS	1,700	3,600	LS	4,100	7,700	
7	CEBU	Boljoon					0	0			0	0	RSU	1,400	1,400
7	CEBU	Borbon					0	0	RSU	1,200	1,200	RSU	1,600	2,800	
7	CEBU	Carcar				LS	1,900	1,900	LS	1,600	3,500	LS	5,000	8,500	
7	CEBU	Carmen					0	0	RSU	1,500	1,500	LS	2,000	3,500	
7	CEBU	Catmon					0	0	RSU	1,000	1,000	RSU	1,400	2,400	
7	CEBU	Cebu City	PLDT	SXS	40,540	LS	0	40,540	LS	2,200	42,740	LS	49,200	91,940	
7	CEBU	Jones	PLDT	EWSA			0	0			0	0		0	0
7	CEBU	Jones	PLDT	EWSD			0	0			0	0		0	0
7	CEBU	N.Cebe	PLDT	EWSD			0	0			0	0		0	0
7	CEBU	Compostela					0	0	RSU	1,100	1,100	RSU	1,600	2,700	
7	CEBU	Consolacion				LS	1,100	1,100	LS	900	2,000	LS	3,000	5,000	
7	CEBU	Cordoba					0	0	RSU	1,100	1,100	RSU	1,600	2,700	
7	CEBU	Daanbantayan				RSU	1,600	1,600	RSU	1,300	2,900	LS	4,100	7,000	
7	CEBU	Dalaguete				RSU	1,200	1,200	RSU	1,000	2,200	LS	3,300	5,500	
7	CEBU	Danao City	DANCAR	SXS	300	LS	2,000	2,300	LS	2,200	4,500	LS	5,400	9,900	
7	CEBU	Dumanjug					0	0	RSU	1,600	1,600	LS	2,200	3,800	
7	CEBU	Guaian					0	0			0	0	RSU	1,400	1,400
7	CEBU	Lapu-Lapu City(Opon)				LS	5,300	5,300	LS	5,000	10,300	LS	11,700	22,000	
7	CEBU	Liloan				RSU	1,400	1,400	RSU	1,300	2,700	LS	3,100	5,800	
7	CEBU	Madridejos				RSU	700	700	RSU	600	1,300	RSU	1,800	3,100	
7	CEBU	Malabuyok					0	0			0	0	RSU	1,800	1,800
7	CEBU	Mandaue City	PLDT	SXS	8,900	LS	0	8,900	LS	3,700	12,600	LS	14,600	27,200	
7	CEBU	Mandaue City	PLDT	EWSD			0	0			0	0		0	0
7	CEBU	Agua					0	0			0	0		0	0
7	CEBU	Mactan	PLDT	EMD-V			0	0			0	0		0	0
7	CEBU	Mactan	PLDT	EWSD(RSU)			0	0			0	0		0	0
7	CEBU	Medellin					0	0	RSU	1,700	1,700	LS	2,400	4,100	
7	CEBU	Minglanilla				RSU	1,400	1,400	RSU	1,100	2,500	LS	3,600	6,100	
7	CEBU	Moalboal					0	0	RSU	1,000	1,000	RSU	1,400	2,400	
7	CEBU	Naga				RSU	1,600	1,600	RSU	1,400	3,000	LS	4,200	7,200	
7	CEBU	Ostob					0	0	RSU	1,000	1,000	LS	1,400	2,400	
7	CEBU	Pilar					0	0			0	0	RSU	1,400	1,400
7	CEBU	Pinamungajan					0	0	RSU	2,000	2,000	LS	2,800	4,800	
7	CEBU	Poro					0	0	RSU	1,600	1,600	RSU	1,300	2,900	
7	CEBU	Ronda					0	0			0	0	RSU	1,800	1,800
7	CEBU	Samboan					0	0			0	0	RSU	1,800	1,800
7	CEBU	San Fernando					0	0	RSU	1,700	1,700	LS	2,500	4,200	
7	CEBU	San Francisco					0	0	RSU	1,800	1,800	LS	2,600	4,400	
7	CEBU	San Remigio					0	0	LS	1,800	1,800	LS	2,500	4,300	
7	CEBU	Santa Fe				RSU	600	600	RSU	500	1,100	RSU	1,400	2,500	
7	CEBU	Santander					0	0			0	0	RSU	1,500	1,500
7	CEBU	Sibonga				RSU	900	900	RSU	700	1,600	LS	2,400	4,000	
7	CEBU	Sogod					0	0	RSU	1,200	1,200	RSU	1,600	2,800	
7	CEBU	Tabogon					0	0	RSU	1,200	1,200	RSU	1,600	3,000	
7	CEBU	Tabuolan					0	0			0	0	RSU	1,900	1,900

Appendix 12-1 Expansion Plan of Local Switching (Provincial Area) (15/23)

Region Name	Province Name	Municipalities Name	Operators & Facilities		Exist Switching Capacities	Phase A			Phase B			Phase C		
			Operators Name	Switching Type		SW Type	Added Capacity	TOTAL Capacities	SW Type	Added Capacity	TOTAL Capacities	SW Type	Added Capacity	TOTAL Capacities
7	CEBU	Talisay	PLDT	EWSDXRSU	3,500	RSU	100	3,600	LS	3,300	6,900	LS	7,900	14,800
7	CEBU	Toledo City	TEL.MNGT	SXS	200	LS	4,100	4,300	LS	4,100	8,400	LS	9,700	14,100
7	CEBU	Tuburan				RSU	1,200	1,200	RSU	900	2,100	LS	3,100	5,200
7	CEBU	Tudela					0	0		0	0	RSU	1,200	1,200
7					53,640		0	32,400	86,040	0	64,600	150,640	0	206,200
7	NEGROS ORIENTAL	Amlan (Ayacutan)					0	0	RSU	800	800	RSU	1,200	2,000
7	NEGROS ORIENTAL	Ayungon					0	0	RSU	1,600	1,600	LS	2,400	4,000
7	NEGROS ORIENTAL	Bacong					0	0	RSU	800	800	RSU	1,200	2,000
7	NEGROS ORIENTAL	Bala City				LS	2,200	2,200	LS	2,000	4,200	LS	4,800	9,000
7	NEGROS ORIENTAL	Bassy				RSU	500	500	RSU	400	900	RSU	1,300	2,200
7	NEGROS ORIENTAL	Bayawan (Fulong)				LS	2,100	2,100	LS	1,700	3,800	LS	5,500	9,300
7	NEGROS ORIENTAL	Bindoy (Payabon)					0	0	RSU	1,500	1,500	LS	2,000	3,500
7	NEGROS ORIENTAL	Carlson City					0	0	RSU	1,800	1,800	LS	2,700	4,500
7	NEGROS ORIENTAL	Dauin					0	0	RSU	900	900	RSU	1,200	2,100
7	NEGROS ORIENTAL	Dumaguete City	CRUZTELCXB		2,400	LS	500	2,900	LS	2,800	5,700	LS	6,400	12,100
7	NEGROS ORIENTAL	Dumaguete City	CRUZTELC	DIGITAL(SL-1)										
7	NEGROS ORIENTAL	Guhilangan	BUTEL	SXS	200	LS	1,800	2,000	LS	1,600	3,600	LS	5,300	8,900
7	NEGROS ORIENTAL	Jimalalud					0	0	RSU	1,100	1,100	RSU	1,600	2,700
7	NEGROS ORIENTAL	La Libertad					0	0	RSU	1,300	1,300	LS	2,100	3,400
7	NEGROS ORIENTAL	Mabinyod				RSU	1,600	1,600	RSU	1,300	2,900	LS	4,200	7,100
7	NEGROS ORIENTAL	Manjuyod					0	0	RSU	1,600	1,600	LS	2,200	3,800
7	NEGROS ORIENTAL	Pampona					0	0	RSU	1,400	1,400	LS	2,000	3,400
7	NEGROS ORIENTAL	San Jose					0	0		0	0	RSU	1,600	1,600
7	NEGROS ORIENTAL	Santa Catalina				RSU	1,700	1,700	LS	1,600	3,300	LS	4,000	7,300
7	NEGROS ORIENTAL	Siaton				RSU	1,300	1,300	RSU	1,100	2,400	LS	3,500	5,900
7	NEGROS ORIENTAL	Sibulan					0	0	RSU	1,400	1,400	RSU	1,900	3,300
7	NEGROS ORIENTAL	Tanjay	PLDT	AKD-860	200	LS	2,100	2,300	LS	2,100	4,400	LS	5,100	9,500
7	NEGROS ORIENTAL	Tayasan					0	0	RSU	1,300	1,300	RSU	1,800	3,100
7	NEGROS ORIENTAL	Valencia(Luzarriga)					0	0	RSU	900	900	RSU	1,300	2,200
7	NEGROS ORIENTAL	Vallehermoso					0	0	RSU	1,400	1,400	LS	2,000	3,400
7	NEGROS ORIENTAL	Zamboanguita					0	0	RSU	900	900	RSU	1,200	2,100
7					2,800		0	13,800	16,600	0	33,500	58,100	0	68,500
7	SIQUJOR	Enrique Villanueva					0	0		0	0	RSU	600	600
7	SIQUJOR	Larena					0	0		0	0	RSU	1,400	1,400
7	SIQUJOR	Lazi					0	0	RSU	900	900	RSU	1,100	2,000
7	SIQUJOR	Maria					0	0		0	0	RSU	1,400	1,400
7	SIQUJOR	San Juan					0	0		0	0	RSU	1,400	1,400
7	SIQUJOR	Siquijor					0	0	LS	1,000	1,000	LS	1,300	2,300
7					0	0	0	0	0	1,900	1,900	0	7,200	9,100
8	EASTERN SAMAR	Artoche					0	0		0	0	RSU	400	400
8	EASTERN SAMAR	Balangiga					0	0		0	0	RLU	300	300
8	EASTERN SAMAR	Balangkayan					0	0		0	0	RLU	300	300
8	EASTERN SAMAR	Boronagan	BUTEL	SXS	300	LS	500	800	LS	300	1,100	LS	700	1,800
8	EASTERN SAMAR	Can-avid					0	0		0	0	RSU	500	500
8	EASTERN SAMAR	Dolores				RSU	400	400	RSU	100	500	LS	500	1,000
8	EASTERN SAMAR	General MacArthur					0	0		0	0	RLU	300	300
8	EASTERN SAMAR	Gipontes					0	0		0	0	RSU	400	400
8	EASTERN SAMAR	Guisan	BUTEL	SXS	200	LS	300	500	LS	100	600	LS	500	1,100
8	EASTERN SAMAR	Hemani					0	0		0	0	RLU	300	300
8	EASTERN SAMAR	Jipapad					0	0		0	0	RLU	200	200
8	EASTERN SAMAR	Lawa-an					0	0		0	0	RLU	300	300
8	EASTERN SAMAR	Lorente					0	0	RLU	300	300	LS	300	600
8	EASTERN SAMAR	Maalog					0	0		0	0	RLU	100	100
8	EASTERN SAMAR	Maydolong					0	0		0	0	RLU	400	400
8	EASTERN SAMAR	Mercedes					0	0		0	0	RLU	200	200
8	EASTERN SAMAR	Oras				RSU	400	400	RSU	100	500	RSU	400	900
8	EASTERN SAMAR	Ouinapundan					0	0		0	0	RSU	400	400
8	EASTERN SAMAR	Salcedo					0	0	RLU	300	300	RSU	300	600
8	EASTERN SAMAR	San Julian					0	0		0	0	RSU	400	400
8	EASTERN SAMAR	San Policarpo				RLU	200	200	RLU	0	200	RLU	200	400
8	EASTERN SAMAR	Sulat					0	0		0	0	RSU	400	400
8	EASTERN SAMAR	Taft					0	0		0	0	RSU	500	500
8					500		0	1,800	2,300	0	1,200	3,500	0	8,300
8	LEYTE	Abuyog				RSU	700	700	RSU	300	1,000	RSU	700	1,700
8	LEYTE	Alangalang					0	0	RSU	600	600	RSU	500	1,100
8	LEYTE	Albacea					0	0	RSU	600	600	RSU	400	1,000
8	LEYTE	Almeria					0	0		0	0	RSU	400	400
8	LEYTE	Babatngon					0	0	RLU	300	300	RSU	300	600
8	LEYTE	Barugo					0	0	RSU	400	400	RSU	400	800
8	LEYTE	Bato					0	0	RSU	500	500	RSU	400	900
8	LEYTE	Baybay	BUTEL	SXS	300	LS	900	1,200	LS	500	1,700	LS	1,200	2,900
8	LEYTE	Biliran					0	0		0	0	RSU	400	400
8	LEYTE	Burauen				RSU	600	600	RSU	200	800	RSU	700	1,500
8	LEYTE	Cabugayan					0	0	RLU	300	300	RSU	200	500
8	LEYTE	Caibiran					0	0	RLU	300	300	RSU	300	600

Appendix 12-1 Expansion Plan of Local Switching (Provincial Area) (16/23)

Region Name	Province Name	Municipalities Name	Operators & Facilities		Exist Switching Capacities	Phase A			Phase B			Phase C				
			Operators Name	Switching Type		SW Type	Added Capacity	TOTAL Capacities	SW Type	Added Capacity	TOTAL Capacities	SW Type	Added Capacity	TOTAL Capacities		
					SW Type										Added Capacity	TOTAL Capacities
8	LEYTE	Calubian					0	0	LS	500	500	LS	400	960		
8	LEYTE	Capocan					0	0	RSU	400	400	RSU	400	800		
8	LEYTE	Carigara				RSU	500	500	RSU	200	700	RSU	500	1,200		
8	LEYTE	Culaba					0	0	RLU			RLU	400	400		
8	LEYTE	Dagami					0	0	RSU	500	500	RSU	300	800		
8	LEYTE	Dulag	BUTEL	SXS	450	LS	0	450	LS	100	550	LS	500	1,050		
8	LEYTE	Hilongos				RSU	600	600	RSU	200	800	RSU	700	1,500		
8	LEYTE	Hindang					0	0	RLU	300	300	RSU	300	600		
8	LEYTE	Inopacan					0	0	RLU	300	300	RSU	300	600		
8	LEYTE	Isabel					0	0	RSU	600	600	RSU	500	1,100		
8	LEYTE	Jaro					0	0	RSU	600	600	RSU	400	1,000		
8	LEYTE	Javier					0	0	RSU	400	400	RSU	200	600		
8	LEYTE	Julita					0	0		0	0	RLU	400	400		
8	LEYTE	Kananga					0	0	RSU	600	600	RSU	600	1,200		
8	LEYTE	Kawayan					0	0	RLU	300	300	RSU	200	500		
8	LEYTE	LaPaz					0	0		0	0	RSU	500	500		
8	LEYTE	Leyte					0	0	RSU	600	600	RSU	500	1,100		
8	LEYTE	Macarthur					0	0		0	0	RSU	500	500		
8	LEYTE	Mahaplag					0	0	RSU	400	400	RSU	300	700		
8	LEYTE	Maripipi					0	0		0	0	RLU	300	300		
8	LEYTE	Mitig-ob					0	0	RLU	300	300	RSU	200	500		
8	LEYTE	Matulom					0	0	RSU	500	500	RSU	400	900		
8	LEYTE	Mayorga					0	0		0	0	RLU	400	400		
8	LEYTE	Merida					0	0	RSU	400	400	RSU	300	700		
8	LEYTE	Naval					0	0	RSU	500	500	RSU	500	1,000		
8	LEYTE	Ormoc City	ORMOC CT	SXS	1,100	LS	1,100	2,200	LS	900	3,100	LS	2,000	5,100		
8	LEYTE	Palo	E.VISAYAS	DKITAL(N)	1,500	RSU	0	1,500	RSU	0	1,500	RSU	0	1,500		
8	LEYTE	Palompon				RSU	600	600	RSU	200	800	RSU	700	1,500		
8	LEYTE	Pastrana					0	0		0	0	RSU	400	400		
8	LEYTE	San Isidro					0	0	RSU	400	400	RSU	400	800		
8	LEYTE	San Miguel					0	0		0	0	RSU	500	500		
8	LEYTE	Santa Fe					0	0		0	0	RSU	400	400		
8	LEYTE	Tabango					0	0	RSU	500	500	RSU	500	1,000		
8	LEYTE	Tabontabon					0	0		0	0	RLU	300	300		
8	LEYTE	Tacloban City	E.VISAYAS	DKITAL(N)	3,700	LS	0	3,700	LS	0	3,700	LS	1,700	5,400		
8	LEYTE	Tacloban City	E.VISAYAS	DKITAL(ROLM)												
8	LEYTE	Tanauan	E.VISAYAS	XB	200	RSU	400	600	RSU	200	800	RSU	600	1,600		
8	LEYTE	Tolosa				RLU	200	200	RLU	100	300	RSU	200	500		
8	LEYTE	Tunga					0	0		0	0	RLU	200	200		
8	LEYTE	Vilaba					0	0	RSU	600	600	RSU	400	1,000		
8							7,250	0	5,600	12,850	0	14,600	27,450	0	24,200	51,650
8																
8	NORTHERN SAMAR	Allen					0	0	RLU	300	300	RSU	200	500		
8	NORTHERN SAMAR	Biri					0	0		0	0	RLU	300	300		
8	NORTHERN SAMAR	Bobon					0	0		0	0	RSU	500	500		
8	NORTHERN SAMAR	Capul					0	0		0	0	RLU	300	300		
8	NORTHERN SAMAR	Catarman	BUTEL	XB	300	LS	500	800	LS	300	1,100	LS	700	1,800		
8	NORTHERN SAMAR	Catubig					0	0	RSU	400	400	RSU	300	700		
8	NORTHERN SAMAR	Gamay					0	0	RLU	300	300	RSU	200	500		
8	NORTHERN SAMAR	Laosang				LS	600	600	LS	100	700	LS	600	1,300		
8	NORTHERN SAMAR	Lapinig					0	0		0	0	RLU	300	300		
8	NORTHERN SAMAR	Las Navas					0	0	RSU	400	400	RSU	300	700		
8	NORTHERN SAMAR	Lavezares				RLU	300	300	RSU	100	400	LS	200	600		
8	NORTHERN SAMAR	Lopez de Vega					0	0		0	0	RLU	300	300		
8	NORTHERN SAMAR	Maspans					0	0		0	0	RLU	300	300		
8	NORTHERN SAMAR	Mondragon					0	0	RSU	400	400	RSU	300	700		
8	NORTHERN SAMAR	Palapag				RLU	300	300	RSU	100	400	RSU	300	700		
8	NORTHERN SAMAR	Pambujan					0	0	RLU	300	300	RSU	300	600		
8	NORTHERN SAMAR	Rosario					0	0		0	0	RLU	300	300		
8	NORTHERN SAMAR	San Antonio					0	0		0	0	RLU	300	300		
8	NORTHERN SAMAR	San Isidro					0	0	RLU	300	300	RSU	300	600		
8	NORTHERN SAMAR	San Jose					0	0		0	0	RSU	400	400		
8	NORTHERN SAMAR	San Roque					0	0		0	0	RSU	500	500		
8	NORTHERN SAMAR	San Vicente					0	0		0	0	RLU	200	200		
8	NORTHERN SAMAR	Silvino Lobos					0	0		0	0	RLU	300	300		
8	NORTHERN SAMAR	Victoria					0	0		0	0	RLU	300	300		
8							300	0	1,700	2,000	0	3,000	5,000	0	8,000	13,000
8																
8	SOUTHERN LEYTE	Anahawan					0	0		0	0	RLU	300	300		
8	SOUTHERN LEYTE	Bontoc					0	0	RSU	500	500	RSU	300	800		
8	SOUTHERN LEYTE	Hinarangan					0	0		0	0	RLU	400	400		
8	SOUTHERN LEYTE	Kimunangan(Hawunangan)					0	0	RSU	400	400	LS	300	700		
8	SOUTHERN LEYTE	Libagon					0	0		0	0	RSU	400	400		
8	SOUTHERN LEYTE	Liloan					0	0	RLU	300	300	LS	300	600		
8	SOUTHERN LEYTE	Limasawa					0	0		0	0	RLU	200	200		
8	SOUTHERN LEYTE	Maasin	BUTEL	XB	300	LS	700	1,000	LS	400	1,400	LS	900	2,300		
8	SOUTHERN LEYTE	Macrahan					0	0	RSU	400	400	RSU	300	700		
8	SOUTHERN LEYTE	Malibog					0	0	RLU	300	300	RSU	200	500		
8	SOUTHERN LEYTE	Padre Burgos					0	0		0	0	RLU	300	300		

Appendix 12-1 Expansion Plan of Local Switching (Provincial Area) (17/23)

Region Name	Province Name	Municipalities Name	Operators & Facilities		Exist. Switching Capacities	Phase A			Phase B			Phase C			
			Operators Name	Switching Type		SW Type	Added Capacity	TOTAL Capacities	SW Type	Added Capacity	TOTAL Capacities	SW Type	Added Capacity	TOTAL Capacities	
8	SOUTHERN LEYTE	Pintuyan					0	0			0	0	RLU	300	300
8	SOUTHERN LEYTE	Saint Bernard					0	0	RSU	400	400	RSU	300	700	
8	SOUTHERN LEYTE	San Francisco					0	0		0	0	RLU	400	400	
8	SOUTHERN LEYTE	San Juan(Cabelian)					0	0		0	0	RSU	400	400	
8	SOUTHERN LEYTE	San Ricardo					0	0		0	0	RLU	300	300	
8	SOUTHERN LEYTE	Silago					0	0		0	0	RLU	300	300	
8	SOUTHERN LEYTE	Sogod					0	0	LS	600	600	LS	400	1,000	
8	SOUTHERN LEYTE	Tomas Oppus					0	0		0	0	RSU	500	500	
8					300	0	700	1,000	0	3,300	4,300	0	6,500	11,100	
8	WESTERN SAMAR	Almagro					0	0		0	0	RLU	300	300	
8	WESTERN SAMAR	Basoy					RSU	500	500	LS	200	700	LS	600	1,300
8	WESTERN SAMAR	Calbayog City	CAI.BAYOG	EMD	500	LS	1,200	1,700	LS	700	2,400	LS	1,700	4,100	
8	WESTERN SAMAR	Calbiga					0	0	RLU	300	300	RSU	300	600	
8	WESTERN SAMAR	Calbalogan	BUTEL	XB	300	LS	700	1,000	LS	500	1,500	LS	1,000	2,500	
8	WESTERN SAMAR	Daram					0	0	RSU	600	600	RSU	400	1,000	
8	WESTERN SAMAR	Gandara					0	0	RSU	400	400	RSU	400	800	
8	WESTERN SAMAR	Hinabangan					0	0		0	0	RSU	400	400	
8	WESTERN SAMAR	Iiabong					0	0		0	0	RSU	400	400	
8	WESTERN SAMAR	Marabut					0	0		0	0	RLU	400	400	
8	WESTERN SAMAR	Matuguiño					0	0		0	0	RLU	200	200	
8	WESTERN SAMAR	Motiong					0	0		0	0	RSU	400	400	
8	WESTERN SAMAR	Pagsanghan(Pasanghan)					0	0		0	0	RLU	200	200	
8	WESTERN SAMAR	Peraras					0	0	RSU	400	400	RSU	400	800	
8	WESTERN SAMAR	Pinabacdao					0	0		0	0	RLU	400	400	
8	WESTERN SAMAR	San Jorge					0	0		0	0	RLU	400	400	
8	WESTERN SAMAR	San Jose de Buan					0	0		0	0	RLU	200	200	
8	WESTERN SAMAR	San Sebastian					0	0		0	0	RLU	200	200	
8	WESTERN SAMAR	Santa Margarita					0	0	RLU	300	300	RSU	300	600	
8	WESTERN SAMAR	Santa Rita					0	0	RSU	500	500	RSU	300	800	
8	WESTERN SAMAR	Santo Nino					0	0		0	0	RSU	400	400	
8	WESTERN SAMAR	Tagapul-an					0	0		0	0	RLU	300	300	
8	WESTERN SAMAR	Talalora					0	0		0	0	RLU	200	200	
8	WESTERN SAMAR	Tarangnan					0	0	RLU	300	300	RSU	200	500	
8	WESTERN SAMAR	Villacal					0	0	RSU	400	400	RSU	300	700	
8	WESTERN SAMAR	Wright					0	0		0	0		0	0	
8	WESTERN SAMAR	Zumarraga					0	0		0	0	RSU	500	500	
8					800	0	2,400	3,200	0	4,600	7,800	0	10,800	18,600	
9	BASILAN	Isabela	BASILANT	SXS	600	LS	500	1,100	LS	700	1,800	LS	1,400	3,200	
9	BASILAN	Lamitan					RSU	800	800	RSU	400	1,200	RSU	1,200	2,400
9	BASILAN	Lantawan					0	0	RSU	500	500	RSU	500	1,000	
9	BASILAN	Maluso					RLU	300	300	RSU	200	500	RSU	400	900
9	BASILAN	Sumitip					0	0	RSU	800	800	RSU	800	1,600	
9	BASILAN	Tipo-Tipo					0	0	RSU	800	800	RSU	800	1,600	
9	BASILAN	Tuburan					0	0	RSU	700	700	RSU	700	1,400	
9					600	0	1,600	2,200	0	4,100	6,300	0	5,800	12,100	
9	ZAMBOANGA DEL NORTE	Barugan					0	0		0	0	RSU	700	700	
9	ZAMBOANGA DEL NORTE	Baliguian					0	0		0	0	RSU	500	500	
9	ZAMBOANGA DEL NORTE	Dapitan City					LS	1,200	1,200	LS	800	2,000	LS	1,600	3,600
9	ZAMBOANGA DEL NORTE	Dipolog City	CRUZ TELC	SXS	1,000	LS	700	1,700	LS	1,000	2,700	LS	2,100	4,800	
9	ZAMBOANGA DEL NORTE	Godod					0	0		0	0	RSU	600	600	
9	ZAMBOANGA DEL NORTE	Gutalec					0	0	RSU	400	400	RSU	500	900	
9	ZAMBOANGA DEL NORTE	Jose Dalaman(Ponot)					0	0	RSU	500	500	RSU	400	900	
9	ZAMBOANGA DEL NORTE	Kalewit					0	0		0	0	RSU	600	600	
9	ZAMBOANGA DEL NORTE	Katipunan					0	0	RSU	800	800	RSU	800	1,600	
9	ZAMBOANGA DEL NORTE	La Libertad					0	0		0	0	RSU	400	400	
9	ZAMBOANGA DEL NORTE	Lahason					0	0	RSU	600	600	RSU	600	1,200	
9	ZAMBOANGA DEL NORTE	Liloy					RSU	600	600	RSU	400	1,000	RSU	800	1,800
9	ZAMBOANGA DEL NORTE	Manukan					0	0	RSU	700	700	RSU	700	1,400	
9	ZAMBOANGA DEL NORTE	Mutia					0	0		0	0	RSU	500	500	
9	ZAMBOANGA DEL NORTE	Pinan(New Pinan)					0	0		0	0	RSU	800	800	
9	ZAMBOANGA DEL NORTE	Polanco					0	0	RSU	700	700	RSU	700	1,400	
9	ZAMBOANGA DEL NORTE	Pres. Manuela A. Roxas					0	0	RSU	700	700	RSU	600	1,300	
9	ZAMBOANGA DEL NORTE	Rizal					0	0		0	0	RSU	700	700	
9	ZAMBOANGA DEL NORTE	Salug					RSU	600	600	RSU	300	900	RSU	700	1,600
9	ZAMBOANGA DEL NORTE	Sergio Osmena Sr.					0	0	RSU	600	600	RSU	500	1,100	
9	ZAMBOANGA DEL NORTE	Siayan					0	0	RSU	600	600	RSU	600	1,200	
9	ZAMBOANGA DEL NORTE	Sibaco					0	0	RSU	500	500	RSU	500	1,000	
9	ZAMBOANGA DEL NORTE	Sibutad					0	0	RSU	400	400	RSU	400	800	
9	ZAMBOANGA DEL NORTE	Sindangan					RSU	1,400	1,400	LS	800	2,200	LS	1,800	4,000
9	ZAMBOANGA DEL NORTE	Siocon					0	0	RSU	700	700	RSU	600	1,300	
9	ZAMBOANGA DEL NORTE	Sirawai					0	0	RSU	500	500	RSU	500	1,000	
9	ZAMBOANGA DEL NORTE	Tampilisan					0	0		0	0	RSU	700	700	
9					1,000	0	4,500	5,500	0	11,000	16,500	0	19,900	36,400	
9	ZAMBOANGA DEL SUR	Alicia					0	0	RSU	600	600	RSU	600	1,200	
9	ZAMBOANGA DEL SUR	Aurora					0	0	RSU	900	900	RSU	900	1,800	

Appendix 12-1 Expansion Plan of Local Switching (Provincial Area) (18/23)

Region Name	Province Name	Municipalities Name	Operators & Facilities		Exist Switching Capacities	Phase A			Phase B			Phase C			
			Operators Name	Switching Type		SW Type	Added Capacity	TOTAL Capacities	SW Type	Added Capacity	TOTAL Capacities	SW Type	Added Capacity	TOTAL Capacities	
															SW Type
9	ZAMBOANGA DEL SUR	Bayog					0	0	RSU	500	500	RSU	600	1,100	
9	ZAMBOANGA DEL SUR	Buang				RSU	600	600	LS	400	1,000	LS	800	1,800	
9	ZAMBOANGA DEL SUR	Dinalatng					0	0	RSU	500	500	RSU	500	1,000	
9	ZAMBOANGA DEL SUR	Dinas					0	0	RSU	700	700	RSU	700	1,400	
9	ZAMBOANGA DEL SUR	Diplahan					0	0	RSU	500	500	RSU	500	1,000	
9	ZAMBOANGA DEL SUR	Don Mariano Marcos					0	0		0	0		0	0	
9	ZAMBOANGA DEL SUR	Dumalinao				RSU	700	700	RSU	400	1,100	RSU	1,100	2,200	
9	ZAMBOANGA DEL SUR	Dumungag					0	0	RSU	800	800	RSU	800	1,600	
9	ZAMBOANGA DEL SUR	Imelda					0	0	RSU	400	400	RSU	400	800	
9	ZAMBOANGA DEL SUR	Josefina					0	0		0	0	RSU	400	400	
9	ZAMBOANGA DEL SUR	Kabasalan					0	0	RSU	800	800	RSU	800	1,600	
9	ZAMBOANGA DEL SUR	Kumalarang					0	0	RSU	500	500	RSU	500	1,000	
9	ZAMBOANGA DEL SUR	Labangan					0	0	RSU	700	700	RSU	700	1,400	
9	ZAMBOANGA DEL SUR	Lakewood					0	0		0	0	RSU	700	700	
9	ZAMBOANGA DEL SUR	Lapuyan				RSU	400	400	RSU	100	500	RSU	500	1,000	
9	ZAMBOANGA DEL SUR	Ipi I	DPL TEL	XB		LS	150	700	LS	400	1,250	LS	1,100	2,350	
9	ZAMBOANGA DEL SUR	Mabuhay					0	0		0	0	RSU	700	700	
9	ZAMBOANGA DEL SUR	Mahayag					0	0	RSU	900	900	RSU	900	1,800	
9	ZAMBOANGA DEL SUR	Milangas					0	0	RSU	700	700	RSU	700	1,400	
9	ZAMBOANGA DEL SUR	Margosatubig				RSU	600	600	LS	400	1,000	LS	800	1,800	
9	ZAMBOANGA DEL SUR	Midsalip					0	0	RSU	600	600	RSU	500	1,100	
9	ZAMBOANGA DEL SUR	Molave				RSU	700	700	RSU	400	1,100	RSU	900	2,000	
9	ZAMBOANGA DEL SUR	Naga					0	0	RSU	800	800	RSU	700	1,500	
9	ZAMBOANGA DEL SUR	Oitanga					0	0	RSU	400	400	RSU	400	800	
9	ZAMBOANGA DEL SUR	Pagadian City	CRUZTELC	SXS		LS	600	1,600	LS	1,300	3,500	LS	2,900	6,400	
9	ZAMBOANGA DEL SUR	Payao					0	0	RSU	600	600	RSU	600	1,200	
9	ZAMBOANGA DEL SUR	Pitogo					0	0	RSU	500	500	RSU	400	900	
9	ZAMBOANGA DEL SUR	Ramon Magsaysay					0	0	RSU	500	500	RSU	500	1,000	
9	ZAMBOANGA DEL SUR	Roseller Lim					0	0	RSU	700	700	RSU	700	1,400	
9	ZAMBOANGA DEL SUR	San Miguel					0	0	RSU	500	500	RSU	500	1,000	
9	ZAMBOANGA DEL SUR	San Pablo					0	0	RSU	500	500	RSU	600	1,100	
9	ZAMBOANGA DEL SUR	Sisay					0	0	LS	600	600	LS	600	1,200	
9	ZAMBOANGA DEL SUR	Somlot					0	0		0	0	RSU	600	600	
9	ZAMBOANGA DEL SUR	Tabina					0	0	RSU	500	500	RSU	500	1,000	
9	ZAMBOANGA DEL SUR	Talusan					0	0		0	0	RSU	500	500	
9	ZAMBOANGA DEL SUR	Tambulig					0	0	RSU	700	700	RSU	700	1,400	
9	ZAMBOANGA DEL SUR	Titay					0	0	RSU	800	800	RSU	800	1,600	
9	ZAMBOANGA DEL SUR	Tukuran					0	0	RSU	700	700	RSU	600	1,300	
9	ZAMBOANGA DEL SUR	Tungawan					0	0	RSU	600	600	RSU	700	1,300	
9	ZAMBOANGA DEL SUR	Vicenzo A. Sagun					0	0	RSU	400	400	RSU	500	900	
9	ZAMBOANGA DEL SUR	Zamboanga City	PLDT	EMD-V		LS	7,600	1,400	LS	5,500	14,500	LS	12,000	26,500	
9	ZAMBOANGA DEL SUR	Zamboanga City	PLDT(X-5C)	SXS											
9	ZAMBOANGA DEL SUR	Zamboanga City	PLDT	EWSD											
9							8,350	0		6,700	15,050		0	40,900	82,750
10	AGUSAN DEL NORTH	Buenavista							RSU	1,100	1,100	RSU	800	1,900	
10	AGUSAN DEL NORTH	Butuan City	CRUZTELC	XB		LS	1,420	6,800	LS	7,600	15,820	LS	16,800	32,620	
10	AGUSAN DEL NORTH	Butuan City	CRUZTELC	DIGITEL (SL-1)											
10	AGUSAN DEL NORTH	Cabadbaran				RSU	1,700	1,700	LS	1,600	3,300	LS	3,400	6,700	
10	AGUSAN DEL NORTH	Carmen				RSU	500	500	RSU	300	800	RSU	1,000	1,800	
10	AGUSAN DEL NORTH	Jabonga					0	0	RSU	900	900	RSU	1,300	2,200	
10	AGUSAN DEL NORTH	Kitcharao					0	0		0	0	RSU	1,600	1,600	
10	AGUSAN DEL NORTH	Las Nieves					0	0	RSU	800	800	RSU	1,000	1,800	
10	AGUSAN DEL NORTH	Magallanes				RSU	500	500	RSU	300	800	RSU	1,100	1,900	
10	AGUSAN DEL NORTH	Naasip				LS	1,300	1,300	LS	1,100	2,400	LS	2,500	4,900	
10	AGUSAN DEL NORTH	R. T. Romualdez					0	0		0	0	RSU	1,200	1,200	
10	AGUSAN DEL NORTH	Santiago					0	0		0	0	RSU	1,500	1,500	
10	AGUSAN DEL NORTH	Tubai					0	0	RSU	800	800	RSU	1,000	1,800	
10							1,420	0		11,900	13,320		0	35,000	62,520
10	AGUSAN DEL SUR	Bayugan				LS	2,900	2,900	LS	2,600	5,500	LS	5,800	11,300	
10	AGUSAN DEL SUR	Bunauan					0	0	RSU	1,100	1,100	RSU	1,300	2,400	
10	AGUSAN DEL SUR	Esperanza					0	0	RSU	1,800	1,800	LS	2,300	4,100	
10	AGUSAN DEL SUR	Lapaz					0	0	RSU	800	800	RSU	1,100	1,900	
10	AGUSAN DEL SUR	Loreto					0	0	RSU	1,100	1,100	RSU	1,300	2,400	
10	AGUSAN DEL SUR	Prosperidad				LS	1,600	1,600	LS	1,500	3,100	LS	3,500	6,600	
10	AGUSAN DEL SUR	Rosario					0	0	RSU	1,300	1,300	RSU	1,600	2,900	
10	AGUSAN DEL SUR	San Francisco				RSU	1,200	1,200	RSU	900	2,100	LS	2,900	5,000	
10	AGUSAN DEL SUR	San Luis					0	0	RSU	900	900	RSU	1,200	2,100	
10	AGUSAN DEL SUR	Sibagat					0	0	RSU	1,200	1,200	RSU	1,600	2,800	
10	AGUSAN DEL SUR	Sta. Josefa					0	0		0	0	RSU	1,300	1,300	
10	AGUSAN DEL SUR	Talacogon					0	0	RSU	1,100	1,100	RSU	1,400	2,500	
10	AGUSAN DEL SUR	Trento					0	0	RSU	1,500	1,500	LS	2,100	3,600	
10	AGUSAN DEL SUR	Veruela					0	0	RSU	1,000	1,000	RSU	1,300	2,300	
10							0	0		5,700	5,700		0	28,700	51,200
10	BUKIDNON	Baungon					0	0	RSU	1,000	1,000	RSU	1,300	2,300	
10	BUKIDNON	Cabanglasan					0	0	RSU	1,300	1,300	RSU	1,700	3,000	
10	BUKIDNON	Damulog	SOUTHERN DIGITAL	DT		LS	200	200	LS	300	700	LS	900	1,600	

Appendix 12-1 Expansion Plan of Local Switching (Provincial Area) (19/23)

Region Name	Province Name	Municipalities Name	Operators & Facilities		Exist Switching Capacities	Phase A			Phase B			Phase C			
			Operator Name	Switching Type		SW Type	Added Capacity	TOTAL Capacities	SW Type	Added Capacity	TOTAL Capacities	SW Type	Added Capacity	TOTAL Capacities	
10	BUKIDNON	Danggagan				RSU	400	400		RSU	400	800	RSU	900	1,700
10	BUKIDNON	Don Carlos	SOUTHERN	SXS	250	LS	1,400	1,650	LS	1,600	3,250	LS	3,300	6,550	
10	BUKIDNON	Imperugong					0	0	RSU	1,100	1,100	RSU	1,500	2,600	
10	BUKIDNON	Kadingilan					0	0	RSU	1,200	1,200	RSU	1,500	2,700	
10	BUKIDNON	Kalilangan					0	0	RSU	1,200	1,200	RSU	1,500	2,700	
10	BUKIDNON	Kibawe				LS	1,100	1,100	LS	900	2,000	LS	2,100	4,100	
10	BUKIDNON	Kitaotao				RSU	1,000	1,000	RSU	700	1,700	LS	2,200	3,900	
10	BUKIDNON	Lantapan					0	0	RSU	1,600	1,600	LS	3,200	3,800	
10	BUKIDNON	Libona					0	0	RSU	1,500	1,500	LS	1,900	3,400	
10	BUKIDNON	Malaybalay	SOUTHERN	DIGITAL	450	LS	3,000	3,450	LS	3,200	6,650	LS	7,000	13,650	
10	BUKIDNON	Malibog					0	0		0	0	RSU	1,700	1,700	
10	BUKIDNON	Manolo Portich	SOUTHERN	SXS	150	LS	1,800	1,950	LS	1,800	3,750	LS	4,100	7,850	
10	BUKIDNON	Marameg	BUTEL	SXS	450	LS	1,600	2,050	LS	1,800	3,850	LS	4,100	7,950	
10	BUKIDNON	Mauson (southern T)	SOUTHERN	SXS	50		0	50		0	50		0	50	
10	BUKIDNON	Pangantocan					0	0	RSU	1,800	1,800	LS	2,300	4,100	
10	BUKIDNON	Quezon	SOUTHERN	SXS	100	LS	2,500	2,600	LS	2,300	4,900	LS	5,300	10,100	
10	BUKIDNON	San Fernando				RSU	800	800	RSU	600	1,400	RSU	1,800	3,300	
10	BUKIDNON	Sumilao					0	0		0	0	RSU	1,600	1,600	
10	BUKIDNON	Talaka					0	0	RSU	1,700	1,700	LS	2,300	4,000	
10	BUKIDNON	Valencia	SOUTHERN	SXS	300	LS	3,900	4,200	LS	3,900	8,100	LS	8,600	16,700	
10							1,950	0	17,700	19,650	0	29,900	49,550	0	59,800
10															
10	CAMIGUIN	Calarman					0	0		0	0	RSU	1,600	1,600	
10	CAMIGUIN	Ouanliban					0	0		0	0	RSU	500	500	
10	CAMIGUIN	Mahinog					0	0		0	0	RSU	1,300	1,300	
10	CAMIGUIN	Mambajao				LS	800	800	LS	800	1,600	LS	1,700	3,300	
10	CAMIGUIN	Sagay					0	0		0	0	RSU	1,100	1,100	
10							0	0	800	800	0	800	0	6,200	7,800
10															
10	MISANIS OCCIDENTAL	Ozamis City	PLDT	EMD-R	1,100	LS	2,200	3,300	LS	3,100	6,400	LS	6,700	13,100	
10	MISANIS OCCIDENTAL	Aloran					0	0	RSU	1,000	1,000	RSU	1,400	2,400	
10	MISANIS OCCIDENTAL	Balingao					0	0		0	0	RSU	1,600	1,600	
10	MISANIS OCCIDENTAL	Bonifacio					0	0	RSU	1,200	1,200	RSU	1,600	2,800	
10	MISANIS OCCIDENTAL	Calamba					0	0		0	0	RSU	1,800	1,800	
10	MISANIS OCCIDENTAL	Clarin				RSU	700	700	RSU	500	1,200	RSU	1,500	2,700	
10	MISANIS OCCIDENTAL	Concepcion					0	0		0	0	RSU	500	500	
10	MISANIS OCCIDENTAL	Don Mariano Marcos					0	0		0	0		0	0	
10	MISANIS OCCIDENTAL	Don Victoriano Chiongbian					0	0		0	0	RSU	700	700	
10	MISANIS OCCIDENTAL	Jimenez				RSU	600	600	RSU	400	1,000	RSU	1,400	2,400	
10	MISANIS OCCIDENTAL	Lopez Jaena					0	0	RSU	1,000	1,000	RSU	1,300	2,300	
10	MISANIS OCCIDENTAL	Oroquieta City	PLDT	EMD-V	300	LS	1,400	1,700	LS	1,500	3,200	LS	3,600	6,800	
10	MISANIS OCCIDENTAL	Parson				RLU	300	300	RSU	200	500	RSU	500	1,000	
10	MISANIS OCCIDENTAL	Plaridel					0	0	LS	1,400	1,400	LS	1,900	3,300	
10	MISANIS OCCIDENTAL	Sapang Dalaga					0	0	RSU	900	900	RSU	1,200	2,100	
10	MISANIS OCCIDENTAL	Sinacaban				RSU	400	400	RSU	400	800	RSU	900	1,700	
10	MISANIS OCCIDENTAL	Tangub City				RSU	1,200	1,200	RSU	900	2,100	LS	2,800	4,900	
10	MISANIS OCCIDENTAL	Tudela				RSU	600	600	RSU	400	1,000	RSU	1,200	2,200	
10							1,400	0	7,400	8,800	0	12,900	21,700	0	30,600
10															
10	MISAMIS ORIENTAL	Alubijid				RSU	600	600	RSU	400	1,000	RSU	1,300	2,300	
10	MISAMIS ORIENTAL	Balingang				RSU	1,100	1,100	RSU	900	2,000	RSU	2,700	4,700	
10	MISAMIS ORIENTAL	Binuangan				RLU	200	200	RLU	100	300	RSU	300	600	
10	MISAMIS ORIENTAL	Balingao				RLU	200	200	RSU	200	400	RSU	400	800	
10	MISAMIS ORIENTAL	Cagayan de Oro City	MISAMIS C XB		14,800	LS	0	14,800	LS	8,700	23,500	LS	25,100	48,600	
10	MISAMIS ORIENTAL	Cagayan de Oro City	MIS.ORIEN	DIGITAL(SMDX-1B)											
10	MISAMIS ORIENTAL	Claveria					0	0	RSU	1,500	1,500	LS	2,100	3,600	
10	MISAMIS ORIENTAL	El Salvador				RSU	800	800	RSU	500	1,300	RSU	1,800	3,100	
10	MISAMIS ORIENTAL	Gingoog City				LS	3,000	3,000	LS	2,800	5,800	LS	6,100	11,900	
10	MISAMIS ORIENTAL	Gitagum				RLU	300	300	RSU	300	600	RSU	700	1,300	
10	MISAMIS ORIENTAL	Initao				LS	700	700	LS	400	1,100	LS	1,600	2,700	
10	MISAMIS ORIENTAL	Jasaan				LS	1,000	1,000	LS	800	1,800	LS	2,000	3,800	
10	MISAMIS ORIENTAL	Kinohitan				RLU	300	300	RSU	200	500	RSU	500	1,000	
10	MISAMIS ORIENTAL	Lagonoyong				RSU	400	400	RSU	300	700	RSU	800	1,500	
10	MISAMIS ORIENTAL	Laguindingan					0	0	RSU	800	800	RSU	1,000	1,800	
10	MISAMIS ORIENTAL	Libertad				RLU	300	300	RSU	200	500	RSU	500	1,000	
10	MISAMIS ORIENTAL	Lugait				RLU	400	400	RSU	200	600	RSU	800	1,400	
10	MISAMIS ORIENTAL	Magaysay					0	0	RSU	1,100	1,100	RSU	1,400	2,500	
10	MISAMIS ORIENTAL	Manticao				RSU	600	600	RSU	500	1,100	RSU	1,400	2,500	
10	MISAMIS ORIENTAL	Medina					0	0	RSU	1,100	1,100	RSU	1,400	2,500	
10	MISAMIS ORIENTAL	Naawan				RSU	400	400	RSU	300	700	RSU	900	1,600	
10	MISAMIS ORIENTAL	Opod				RSU	600	600	RSU	400	1,000	RSU	1,400	2,400	
10	MISAMIS ORIENTAL	Salay				RSU	500	500	RSU	400	900	RSU	1,200	2,100	
10	MISAMIS ORIENTAL	Sugbongcogon				RLU	200	200	RLU	100	300	RSU	400	700	
10	MISAMIS ORIENTAL	Tagoloan	PLDT	AKD-860	300	LS	800	1,100	LS	1,000	2,100	LS	2,300	4,400	
10	MISAMIS ORIENTAL	Talisayan				LS	500	500	LS	400	900	LS	1,100	2,000	
10	MISAMIS ORIENTAL	Villanueva				RSU	500	500	RSU	400	900	RSU	1,100	2,000	
10							15,100	0	13,400	28,500	0	24,000	52,500	0	60,300
10															
10	SURIGAO DEL NORTE	Alegria					0	0		0	0	RSU	1,100	1,100	



Appendix 12-1 Expansion Plan of Local Switching (Provincial Area) (20/23)

Region Name	Province Name	Municipalities Name	Operstore & Facilities		Exist Switching Capacities	Phase A			Phase B			Phase C			
			Operators Name	Switching Type		SW Type	Added Capacity	TOTAL Capacities	SW Type	Added Capacity	TOTAL Capacities	SW Type	Added Capacity	TOTAL Capacities	
10	SURIGAO DEL NORTE	Bacuaug					0	0			0	0	RSU	1,300	1,300
10	SURIGAO DEL NORTE	Basilla					0	0	RSU	1,000	1,000	RSU	1,400	2,400	
10	SURIGAO DEL NORTE	Burgos					0	0	RLU	300	300			300	
10	SURIGAO DEL NORTE	Cagdianao				RSU	400	400	LS	200	600	LS	800	1,400	
10	SURIGAO DEL NORTE	Claver					0	0		0	0	RSU	1,600	1,600	
10	SURIGAO DEL NORTE	Dapa				RSU	500	500	RSU	400	900	LS	1,100	2,000	
10	SURIGAO DEL NORTE	Del Carmen				LS	400	400	LS	200	600	LS	800	1,400	
10	SURIGAO DEL NORTE	Dinagat				RLU	300	300	RSU	200	500	RSU	500	1,000	
10	SURIGAO DEL NORTE	General Luna				RSU	400	400	RSU	200	600	RSU	800	1,400	
10	SURIGAO DEL NORTE	Gigaquit					0	0		0	0	RSU	1,600	1,600	
10	SURIGAO DEL NORTE	Libjo(Albor)					0	0		0	0	RSU	1,600	1,600	
10	SURIGAO DEL NORTE	Loreto					0	0		0	0	RSU	900	900	
10	SURIGAO DEL NORTE	Mainit					0	0	RSU	1,100	1,100	RSU	1,400	2,500	
10	SURIGAO DEL NORTE	Malimono					0	0	RSU	800	800	RSU	1,100	1,900	
10	SURIGAO DEL NORTE	Pilar					0	0		0	0	RSU	900	900	
10	SURIGAO DEL NORTE	Placer					0	0	RSU	900	900	RSU	1,250	2,100	
10	SURIGAO DEL NORTE	San Benito					0	0		0	0	RSU	500	500	
10	SURIGAO DEL NORTE	San Francisco(Anao-an)					0	0		0	0	RSU	1,100	1,100	
10	SURIGAO DEL NORTE	San Isidro					0	0		0	0	RSU	600	600	
10	SURIGAO DEL NORTE	San Jose					0	0	RSU	1,500	1,500	LS	2,000	3,500	
10	SURIGAO DEL NORTE	Santa Monica(Sapao)					0	0		0	0	RSU	900	900	
10	SURIGAO DEL NORTE	Sison					0	0		0	0	RSU	1,000	1,000	
10	SURIGAO DEL NORTE	Socorro					0	0		0	0	RSU	1,600	1,600	
10	SURIGAO DEL NORTE	Surigao City	CRUZ TEL	SXS	600	LS	2,500	3,200	LS	2,900	6,100	LS	6,800	12,900	
10	SURIGAO DEL NORTE	Tagana-an					0	0		0	0	RSU	1,400	1,400	
10	SURIGAO DEL NORTE	Tubajon(Tabajon)					0	0		0	0	RSU	700	700	
10	SURIGAO DEL NORTE	Tubod					0	0		0	0	RSU	1,300	1,300	
10					600	0	4,600	5,200	0	9,400	14,600	0	36,300	58,900	
11	DAVAO DEL NORTE	Asuncion				LS	1,700	1,700	LS	1,300	3,000	LS	4,600	7,400	
11	DAVAO DEL NORTE	Babak					0	0	RSU	1,400	1,400	LS	2,000	3,400	
11	DAVAO DEL NORTE	Carmen				RSU	1,500	1,500	RSU	1,200	2,700	LS	4,000	6,700	
11	DAVAO DEL NORTE	Compostela				RSU	1,600	1,600	LS	1,400	3,000	LS	4,200	7,200	
11	DAVAO DEL NORTE	Kapalong				RSU	2,000	2,000	LS	1,600	3,600	LS	5,300	8,900	
11	DAVAO DEL NORTE	Kaputian					0	0	RSU	1,300	1,300	RSU	1,900	3,200	
11	DAVAO DEL NORTE	Mabini					0	0	RSU	1,400	1,400	RSU	1,900	3,300	
11	DAVAO DEL NORTE	Maco				LS	1,700	1,700	LS	1,400	3,100	LS	4,400	7,500	
11	DAVAO DEL NORTE	Margusan					0	0	RSU	2,300	2,300	LS	3,300	5,500	
11	DAVAO DEL NORTE	Mawab				RSU	900	900	RSU	700	1,600	LS	2,200	3,800	
11	DAVAO DEL NORTE	Monkayo				RSU	1,800	1,800	LS	1,400	3,200	LS	4,600	7,800	
11	DAVAO DEL NORTE	Montevina					0	0	RSU	1,700	1,700	LS	2,300	4,000	
11	DAVAO DEL NORTE	Nabunturan				LS	1,600	1,600	LS	1,300	2,900	LS	4,300	7,200	
11	DAVAO DEL NORTE	New Bataan				RSU	1,700	1,700	LS	1,500	3,200	LS	3,600	6,800	
11	DAVAO DEL NORTE	New Corella					0	0	RSU	2,000	2,000	LS	2,900	4,900	
11	DAVAO DEL NORTE	Panabo	PLDT	SXS	300	LS	3,600	3,900	LS	3,800	7,700	LS	9,900	16,700	
11	DAVAO DEL NORTE	Pantukan				RSU	1,400	1,400	RSU	1,200	2,600	LS	3,600	6,200	
11	DAVAO DEL NORTE	Sama					0	0	RSU	1,100	1,100	RSU	1,600	2,700	
11	DAVAO DEL NORTE	San Mariano					0	0	RSU	0	0	RSU	0	0	
11	DAVAO DEL NORTE	San Vicente					0	0	RSU	2,000	2,000	LS	2,800	4,800	
11	DAVAO DEL NORTE	Santo Tomas				RSU	2,800	2,800	LS	2,600	5,400	LS	6,100	11,500	
11	DAVAO DEL NORTE	Tagum	CRUZ TEL	DKIGITAL(S)	600	LS	5,000	5,600	LS	5,100	10,700	LS	12,300	23,000	
11					900	0	27,300	28,200	0	37,700	65,900	0	86,600	152,500	
11	DAVAO DEL SUR	Barasain				RSU	2,000	2,000	LS	1,700	3,700	LS	4,200	7,900	
11	DAVAO DEL SUR	Davao City	PLDT	SXS	11,000	LS	23,700	34,700	LS	32,500	67,200	LS	76,600	143,800	
11	DAVAO DEL SUR	Davao City	PLDT(X-3C)	BWSA			0	0		0	0		0	0	
11	DAVAO DEL SUR	Matina	PLDT	SXS			0	0		0	0		0	0	
11	DAVAO DEL SUR	Digos	PL TEL	XB	1,000	LS	3,000	4,000	LS	3,700	7,700	LS	8,700	16,400	
11	DAVAO DEL SUR	Don Marcelino					0	0	RSU	1,500	1,500	LS	2,200	3,700	
11	DAVAO DEL SUR	Higonoy					0	0	RSU	2,200	2,200	LS	3,100	5,300	
11	DAVAO DEL SUR	Jose Abad Santos				RSU	1,400	1,400	RSU	1,100	2,500	LS	3,500	6,000	
11	DAVAO DEL SUR	Magsaysay					0	0	RSU	2,100	2,100	LS	3,100	5,200	
11	DAVAO DEL SUR	Malalag					0	0	RSU	1,600	1,600	LS	2,200	3,800	
11	DAVAO DEL SUR	Matina				LS	2,500	2,500	LS	2,000	4,500	LS	6,600	11,100	
11	DAVAO DEL SUR	Matanao					0	0	RSU	2,300	2,300	LS	3,300	5,600	
11	DAVAO DEL SUR	Pada de				RSU	700	700	RSU	500	1,200	RSU	1,700	2,900	
11	DAVAO DEL SUR	Kiblawan				RSU	1,000	1,000	RSU	800	1,800	LS	2,500	4,300	
11	DAVAO DEL SUR	Santa Cruz				RSU	2,300	2,300	LS	2,200	4,500	LS	5,000	9,500	
11	DAVAO DEL SUR	Santa Maria				RSU	1,200	1,200	RSU	1,000	2,200	LS	3,200	5,400	
11	DAVAO DEL SUR	Sarangani					0	0		0	0	RSU	2,100	2,100	
11	DAVAO DEL SUR	Sulop					0	0	RSU	1,400	1,400	RSU	1,900	3,300	
11	DAVAO DEL SUR	Talomo					0	0		0	0		0	0	
11	DAVAO DEL SUR	Tibungco					0	0		0	0		0	0	
11					12,000	0	37,800	49,800	0	56,600	106,400	0	129,900	236,300	
11	DAVAO ORIENTAL	Baganga				RSU	1,600	1,600	RSU	1,400	3,000	LS	3,400	6,400	
11	DAVAO ORIENTAL	Banaybanay				RSU	900	900	RSU	800	1,700	LS	2,300	4,000	
11	DAVAO ORIENTAL	Hoston					0	0		0	0	RSU	1,400	1,400	
11	DAVAO ORIENTAL	Caraga					0	0	RSU	1,600	1,600	LS	2,400	4,000	



Appendix 12-1 Expansion Plan of Local Switching (Provincial Area) (21/23)

Region Name	Province Name	Municipalities Name	Operators & Facilities		Exist Switching Capacities	Phase A			Phase B			Phase C			
			Operators Name	Switching Type		SW Type	Added Capacity	TOTAL Capacities	SW Type	Added Capacity	TOTAL Capacities	SW Type	Added Capacity	TOTAL Capacities	
															SW
11	DAVAO ORIENTAL	Cateel					0	0	RSU	1,500	1,500	LS	2,000	3,500	
11	DAVAO ORIENTAL	Governor Generoso					0	0	RSU	2,200	2,200	LS	3,200	5,400	
11	DAVAO ORIENTAL	Lupon				LS	1,500	1,500	LS	1,200	2,700	LS	3,800	6,500	
11	DAVAO ORIENTAL	Manay					0	0	RSU	1,900	1,900	LS	2,600	4,500	
11	DAVAO ORIENTAL	Mati	MATI TEL	XB	600	LS	3,200	3,800	LS	3,600	7,400	LS	8,400	15,800	
11	DAVAO ORIENTAL	San Isidro					0	0	RSU	1,600	1,600	LS	2,300	3,900	
11	DAVAO ORIENTAL	Tarragona					0	0	RSU	1,100	1,100	RSU	1,400	2,500	
11					600		0	7,200	7,800	0	16,900	24,700	0	33,200	57,900
11															
11	SOUTH COTABATO	Alabel				LS	1,300	1,300	LS	1,000	2,300	LS	3,200	5,500	
11	SOUTH COTABATO	Banga				RSU	1,800	1,800	RSU	1,500	3,300	LS	4,700	8,000	
11	SOUTH COTABATO	General Santos City	PLTEL	XB	3,400	LS	6,800	10,200	LS	9,600	19,800	LS	22,600	42,400	
11	SOUTH COTABATO	Glan				RSU	1,900	1,900	LS	1,400	3,300	LS	4,800	8,100	
11	SOUTH COTABATO	Kiamba					0	0	RSU	2,000	2,000	LS	2,900	4,900	
11	SOUTH COTABATO	Koronadal	MARBEL T	XB	400	LS	4,100	4,500	LS	4,100	8,600	LS	9,800	18,400	
11	SOUTH COTABATO	Lake Sebu					0	0	RSU	1,900	1,900	LS	2,700	4,600	
11	SOUTH COTABATO	Maasin					0	0	RSU	1,500	1,500	LS	2,100	3,600	
11	SOUTH COTABATO	Maitum					0	0	RSU	1,400	1,400	LS	2,100	3,500	
11	SOUTH COTABATO	Melapatan				RSU	1,100	1,100	RSU	900	2,000	LS	2,900	4,900	
11	SOUTH COTABATO	Malungon				RSU	1,800	1,800	LS	1,400	3,200	LS	4,500	7,700	
11	SOUTH COTABATO	Norala				RSU	1,100	1,100	RSU	900	2,000	LS	2,800	4,800	
11	SOUTH COTABATO	Polomolok				LS	3,700	3,700	LS	3,400	7,100	LS	8,100	15,200	
11	SOUTH COTABATO	Santo Nino					0	0	RSU	1,700	1,700	LS	2,400	4,100	
11	SOUTH COTABATO	Surallah				RSU	1,700	1,700	RSU	1,300	3,000	LS	4,300	7,300	
11	SOUTH COTABATO	Tboli					0	0	RSU	1,800	1,800	LS	2,600	4,400	
11	SOUTH COTABATO	Tampakan					0	0	RSU	1,400	1,400	LS	2,100	3,500	
11	SOUTH COTABATO	Tantangan					0	0	RSU	1,500	1,500	LS	2,100	3,600	
11	SOUTH COTABATO	Tupi				RSU	1,300	1,300	LS	1,100	2,400	LS	3,400	5,800	
11					3,800		0	26,600	30,400	0	39,800	70,200	0	90,000	160,200
11															
11	SURIGAO DEL SUR	Barobo					0	0	RSU	1,800	1,800	LS	2,700	4,500	
11	SURIGAO DEL SUR	Bayabas					0	0	RSU	0	0	RSU	900	900	
11	SURIGAO DEL SUR	Bislig	PLDT	EMD-V	500	LS	3,800	4,300	LS	3,900	8,200	LS	9,400	17,600	
11	SURIGAO DEL SUR	Colet(PLDT)	PLDT	AKD-860											
11	SURIGAO DEL SUR	Cagwait					0	0	RSU	1,000	1,000	RSU	1,300	2,300	
11	SURIGAO DEL SUR	Cantilan				LS	800	800	LS	600	1,400	LS	2,000	3,400	
11	SURIGAO DEL SUR	Carmen					0	0	0	0	0	RSU	1,200	1,200	
11	SURIGAO DEL SUR	Carrascal				RSU	400	400	RSU	300	700	RSU	1,000	1,700	
11	SURIGAO DEL SUR	Cortes					0	0	0	0	0	RSU	1,800	1,800	
11	SURIGAO DEL SUR	Hinatuan					0	0	RSU	1,900	1,900	LS	2,600	4,500	
11	SURIGAO DEL SUR	Lanusa					0	0	RSU	0	0	RSU	1,300	1,300	
11	SURIGAO DEL SUR	Liang					0	0	LS	1,400	1,400	LS	2,000	3,400	
11	SURIGAO DEL SUR	Lingig					0	0	RSU	1,200	1,200	RSU	1,700	2,900	
11	SURIGAO DEL SUR	Madrid					0	0	0	0	0	RSU	1,800	1,800	
11	SURIGAO DEL SUR	Maribhatag					0	0	0	0	0	RSU	1,500	1,500	
11	SURIGAO DEL SUR	San Agustin					0	0	0	0	0	RSU	1,600	1,600	
11	SURIGAO DEL SUR	San Miguel					0	0	RSU	1,200	1,200	RSU	1,700	2,900	
11	SURIGAO DEL SUR	Tagbina					0	0	RSU	1,600	1,600	LS	2,300	3,900	
11	SURIGAO DEL SUR	Tago					0	0	RSU	1,400	1,400	RSU	1,900	3,300	
11	SURIGAO DEL SUR	Tandag	MARIO SER	XB	100	LS	1,200	1,300	LS	1,100	2,400	LS	2,800	5,200	
11					600		0	6,200	6,800	0	17,400	24,200	0	41,500	65,700
12															
12	LANAO DEL NORTE	Bacolod				RLU	300	300	RLU	0	300	RSU	200	500	
12	LANAO DEL NORTE	Balo-i					0	0	RSU	600	600	RSU	300	900	
12	LANAO DEL NORTE	Baroy					0	0	RSU	0	400	RSU	300	700	
12	LANAO DEL NORTE	Iligan City	MARANAO	XB	2,600	LS	2,900	5,500	LS	1,200	6,700	LS	2,700	9,400	
12	LANAO DEL NORTE	Iligan City	MARANAO	DIGITAL(SL-1)											
12	LANAO DEL NORTE	Kapatagan					0	0	RSU	700	700	RSU	400	1,100	
12	LANAO DEL NORTE	Karomatan					0	0	RSU	600	600	RSU	300	900	
12	LANAO DEL NORTE	Kauswagan					0	0	0	0	0	RSU	600	600	
12	LANAO DEL NORTE	Kulabugan				LS	400	400	LS	100	500	LS	300	800	
12	LANAO DEL NORTE	Lala				LS	900	900	LS	200	1,100	RSU	600	1,700	
12	LANAO DEL NORTE	Linamon					0	0	0	0	0	RSU	500	500	
12	LANAO DEL NORTE	Magsaysay					0	0	0	0	0	RLU	300	300	
12	LANAO DEL NORTE	Maigo				RLU	300	300	RLU	0	300	RSU	200	500	
12	LANAO DEL NORTE	Matungso					0	0	0	0	0	RLU	300	300	
12	LANAO DEL NORTE	Munal					0	0	0	0	0	RSU	400	400	
12	LANAO DEL NORTE	Nunungan					0	0	0	0	0	RLU	400	400	
12	LANAO DEL NORTE	Pantao Ragat					0	0	0	0	0	RSU	500	500	
12	LANAO DEL NORTE	Pantar					0	0	0	0	0	RLU	400	400	
12	LANAO DEL NORTE	Poorna Piagapo					0	0	0	0	0	RSU	500	500	
12	LANAO DEL NORTE	Salvador					0	0	0	0	0	RSU	500	500	
12	LANAO DEL NORTE	Sapad					0	0	0	0	0	RSU	500	500	
12	LANAO DEL NORTE	Tagoloan					0	0	0	0	0	RLU	300	300	
12	LANAO DEL NORTE	Tangal				RLU	100	100	RLU	0	100	RLU	100	200	
12	LANAO DEL NORTE	Tubod				RSU	700	700	RSU	100	800	RSU	400	1,200	
12					2,600		0	6,000	8,600	0	3,500	12,100	0	11,000	23,100
12															
12	NORTH COTABATO	Alamada					0	0	RSU	700	700	RSU	400	1,100	

Appendix 12-1 Expansion Plan of Local Switching (Provincial Area) (22/23)

Region Name	Province Name	Municipalities Name	Operators & Facilities		Exist Switching Capacities	Phase A			Phase B			Phase C			
			Operators Name	Switching Type		Switching Type	Added Capacity	TOTAL Capacities	SW Type	Added Capacity	TOTAL Capacities	SW Type	Added Capacity	TOTAL Capacities	
															SW Type
12	NORTH COTABATO	Aleosan				0	0	0	RSU	500	500	RSU	300	800	
12	NORTH COTABATO	Antipas				0	0	0	RSU	600	600	RSU	600	600	
12	NORTH COTABATO	Banilan				0	0	0	RSU	600	600	RSU	300	900	
12	NORTH COTABATO	Carmen				0	0	0	RSU	800	800	RSU	400	1,200	
12	NORTH COTABATO	Kabacan				LS	1,300	1,300	LS	200	1,500	LS	600	2,100	
12	NORTH COTABATO	Kidapawan	MET. KDA	SXS	300	LS	1,300	1,600	LS	300	1,900	LS	500	2,400	
12	NORTH COTABATO	Libungan				RSU	600	600	RSU	100	700	RSU	400	1,100	
12	NORTH COTABATO	Mlang				RSU	1,300	1,300	RSU	100	1,400	RSU	900	2,300	
12	NORTH COTABATO	Mugpet				RSU	1,000	1,000	RSU	200	1,200	RSU	600	1,800	
12	NORTH COTABATO	Makilala				RSU	1,000	1,000	RSU	200	1,200	RSU	600	1,800	
12	NORTH COTABATO	Mataram				RSU	900	900	RSU	100	1,000	RSU	600	1,600	
12	NORTH COTABATO	Midayap	MIDSAYAP	XD	500	LS	1,300	1,800	LS	400	2,200	LS	900	3,100	
12	NORTH COTABATO	Pigkawayan				RSU	800	800	RSU	100	900	RSU	500	1,400	
12	NORTH COTABATO	Pikit				RSU	1,000	1,000	RSU	100	1,100	RSU	600	1,700	
12	NORTH COTABATO	President Roxas				0	0	0	RSU	700	700	RSU	400	1,100	
12	NORTH COTABATO	Tulanan				0	0	0	RSU	700	700	RSU	400	1,100	
12						800	0	10,500	11,300	0	5,800	17,100	0	9,400	26,500
12															
12	SULTAN KUDARAT	Bagumbayan				0	0	0	RSU	800	800	RSU	400	1,200	
12	SULTAN KUDARAT	Columbio				0	0	0	RSU	600	600	RSU	600	600	
12	SULTAN KUDARAT	Egpanza				0	0	0	0	0	0	0	0	0	
12	SULTAN KUDARAT	Iulan				LS	1,200	1,200	LS	300	1,500	LS	600	2,100	
12	SULTAN KUDARAT	Kajamereig				0	0	0	RSU	700	700	RSU	300	1,000	
12	SULTAN KUDARAT	Lambayong(Mariano Marcos)				0	0	0	RSU	800	800	RSU	500	1,300	
12	SULTAN KUDARAT	Lebak				RSU	1,000	1,000	RSU	100	1,100	RSU	700	1,800	
12	SULTAN KUDARAT	Lutayan				0	0	0	RSU	700	700	RSU	300	1,000	
12	SULTAN KUDARAT	Palimbang				0	0	0	RSU	700	700	RSU	400	1,100	
12	SULTAN KUDARAT	President Quirino				0	0	0	RSU	500	500	RSU	300	800	
12	SULTAN KUDARAT	Sen. Ninoy Aquino				0	0	0	RSU	500	500	RSU	200	700	
12	SULTAN KUDARAT	Tacurong	BUDEL	XB	450	LS	600	1,050	LS	200	1,250	LS	700	1,950	
12	SULTAN KUDARAT	Tacurong				LS	700	700	LS	100	800	LS	400	1,200	
12						450	0	3,500	3,950	0	5,400	9,350	0	5,400	14,750
ARMM															
ARMM	SULU	Indanan				0	0	0	RSU	1,000	1,000	RSU	1,000	2,000	
ARMM	SULU	Jolo	NATIONWIDE	MANUAL	300	LS	700	1,000	LS	600	1,600	LS	1,300	2,900	
ARMM	SULU	Kalingalan Cabang				0	0	0	RSU	400	400	RSU	400	800	
ARMM	SULU	Laguas				0	0	0	0	0	0	RSU	800	800	
ARMM	SULU	Lauk				0	0	0	RSU	700	700	RSU	700	1,400	
ARMM	SULU	Mainbung				0	0	0	RSU	400	400	RSU	500	900	
ARMM	SULU	Marungas				0	0	0	0	0	0	RLU	200	200	
ARMM	SULU	Old Panamao				0	0	0	RSU	700	700	RSU	600	1,300	
ARMM	SULU	Pandani				0	0	0	RSU	400	400	RSU	500	900	
ARMM	SULU	Panglima Estino(New Panamao)				0	0	0	RSU	400	400	RSU	400	800	
ARMM	SULU	Pangutaran				0	0	0	RSU	400	400	RSU	500	900	
ARMM	SULU	Parang				RSU	700	700	RSU	300	1,000	RSU	1,100	2,100	
ARMM	SULU	Pata				0	0	0	0	0	0	RSU	500	500	
ARMM	SULU	Parikul				0	0	0	RSU	700	700	RSU	800	1,500	
ARMM	SULU	Siasi				RSU	1,000	1,000	RSU	600	1,600	RSU	1,200	2,800	
ARMM	SULU	Talipao				RSU	1,000	1,000	RSU	500	1,500	LS	1,700	3,200	
ARMM	SULU	Tapul				RLU	300	300	RSU	100	400	RSU	300	700	
ARMM	SULU	Tongkil				0	0	0	0	0	0	RSU	500	500	
ARMM						300	0	3,700	4,000	0	7,200	11,200	0	13,000	24,200
ARMM															
ARMM	TAWI-TAWI	Balimbing				RSU	500	500	RSU	200	700	RSU	600	1,300	
ARMM	TAWI-TAWI	Bongao				0	0	0	LS	900	900	LS	900	1,800	
ARMM	TAWI-TAWI	Cagayan de Tawi-Tawi				0	0	0	RSU	500	500	RSU	500	1,000	
ARMM	TAWI-TAWI	Languyan				0	0	0	RSU	800	800	RSU	800	1,600	
ARMM	TAWI-TAWI	Sapa-Sapa				0	0	0	RSU	400	400	RSU	400	800	
ARMM	TAWI-TAWI	Sirumil				0	0	0	RSU	600	600	RSU	700	1,300	
ARMM	TAWI-TAWI	Sitangkay				0	0	0	RSU	800	800	RSU	900	1,700	
ARMM	TAWI-TAWI	South Ubian				0	0	0	RSU	500	500	RSU	500	1,000	
ARMM	TAWI-TAWI	Tandubas				0	0	0	RSU	500	500	RSU	500	1,000	
ARMM	TAWI-TAWI	Turtle Islands				0	0	0	0	0	0	RLU	200	200	
ARMM						0	0	500	500	0	5,200	5,700	0	6,000	11,700
ARMM															
ARMM	LANAO DEL SUR	Bacolod Grande				0	0	0	0	0	0	RSU	400	400	
ARMM	LANAO DEL SUR	Balabagan				0	0	0	0	0	0	RSU	600	600	
ARMM	LANAO DEL SUR	Balindong(Watu)				0	0	0	RSU	400	400	RSU	300	700	
ARMM	LANAO DEL SUR	Basyang				0	0	0	0	0	0	RSU	700	700	
ARMM	LANAO DEL SUR	Bindayan				0	0	0	0	0	0	RSU	500	500	
ARMM	LANAO DEL SUR	Budiposo-Buntong				0	0	0	0	0	0	RSU	400	400	
ARMM	LANAO DEL SUR	Bubong				0	0	0	0	0	0	RSU	400	400	
ARMM	LANAO DEL SUR	Bumbaran				0	0	0	0	0	0	RLU	200	200	
ARMM	LANAO DEL SUR	Butig				0	0	0	0	0	0	RSU	500	500	
ARMM	LANAO DEL SUR	Calanogas				0	0	0	0	0	0	RLU	300	300	
ARMM	LANAO DEL SUR	Ditan-an Remain				0	0	0	0	0	0	0	0	0	
ARMM	LANAO DEL SUR	Genassi				0	0	0	0	0	0	RSU	500	500	
ARMM	LANAO DEL SUR	Kapai				0	0	0	0	0	0	RSU	400	400	
ARMM	LANAO DEL SUR	Kapitagan				0	0	0	0	0	0	RLU	200	200	

Appendix 12-1 Expansion Plan of Local Switching (Provincial Area) (23/23)

Region Name	Province Name	Municipalities Name	Operators & Facilities		Exist Switching Capacities	Phase A			Phase B			Phase C			
			Operators Name	Switching Type		SW Type	Added Capacity	TOTAL Capacities	SW Type	Added Capacity	TOTAL Capacities	SW Type	Added Capacity	TOTAL Capacities	
ARMM	LANAO DEL SUR	Lumba-a-bayabao					0	0		0	0	RSU	700	700	
ARMM	LANAO DEL SUR	Lumbatan					0	0		0	0	LS	500	500	
ARMM	LANAO DEL SUR	Lumbayanague					0	0		0	0	RSU	500	500	
ARMM	LANAO DEL SUR	Madalum					0	0		0	0	RSU	500	500	
ARMM	LANAO DEL SUR	Madamba					0	0		0	0	RSU	400	400	
ARMM	LANAO DEL SUR	Maguing					0	0		0	0	RSU	500	500	
ARMM	LANAO DEL SUR	Malabang					RSU	700	700	RSU	100	800	LS	300	1,100
ARMM	LANAO DEL SUR	Marantao	SARKAN XB		150	LS	200	350	LS	100	450	LS	200	650	
ARMM	LANAO DEL SUR	Marawi City				LS	2,300	2,300	LS	400	2,700	LS	1,100	3,800	
ARMM	LANAO DEL SUR	Marogong					0	0		0	0	RSU	500	500	
ARMM	LANAO DEL SUR	Masiu					0	0		0	0	RSU	600	600	
ARMM	LANAO DEL SUR	Molundo					0	0		0	0	RSU	400	400	
ARMM	LANAO DEL SUR	Pagayawan					0	0		0	0	RLU	300	300	
ARMM	LANAO DEL SUR	Piagapo					0	0		0	0	RSU	600	600	
ARMM	LANAO DEL SUR	Poon-a-bayabao					0	0		0	0	RSU	500	500	
ARMM	LANAO DEL SUR	Pualas					0	0		0	0	RLU	300	300	
ARMM	LANAO DEL SUR	Ramsin					0	0		0	0	RSU	500	500	
ARMM	LANAO DEL SUR	Saguiran					0	0		0	0	RSU	500	500	
ARMM	LANAO DEL SUR	Sultan Gumander					0	0		0	0	RLU	400	400	
ARMM	LANAO DEL SUR	Tagoloan					0	0		0	0	RLU	300	300	
ARMM	LANAO DEL SUR	Tamparan					0	0		0	0	RSU	600	600	
ARMM	LANAO DEL SUR	Taraka					0	0		0	0	RSU	500	500	
ARMM	LANAO DEL SUR	Tubaran					0	0		0	0	RLU	300	300	
ARMM	LANAO DEL SUR	Tugaya					0	0		0	0	RSU	600	600	
ARMM	LANAO DEL SUR	Wao					RSU	600	600	RSU	100	700	RSU	300	1,000
ARMM					150	0	3,800	3,950	0	1,100	5,050	0	17,300	22,350	
ARMM															
ARMM	MAGUINDANAO	Ampatuan					0	0	RSU	600	600	RSU	300	900	
ARMM	MAGUINDANAO	Barira					0	0		0	0	RSU	600	600	
ARMM	MAGUINDANAO	Buldon					0	0	RSU	500	500	RSU	300	800	
ARMM	MAGUINDANAO	Bulan					RSU	1,000	1,000	RSU	100	1,100	LS	700	1,800
ARMM	MAGUINDANAO	Cotabato City	PLDT	EWSD	5,500	LS	0	5,500	LS	0	5,500	LS	0	5,500	
ARMM	MAGUINDANAO	Datu Paglas					0	0		0	0	RSU	500	500	
ARMM	MAGUINDANAO	Datu Piang					RSU	1,000	1,000	LS	100	1,100	LS	700	1,800
ARMM	MAGUINDANAO	Dinaig					RSU	1,000	1,000	RSU	100	1,100	RSU	700	1,800
ARMM	MAGUINDANAO	Kabuntalan(Tumbeo)					0	0		0	0	RSU	600	600	
ARMM	MAGUINDANAO	Maganoy					RSU	1,000	1,000	RSU	100	1,100	RSU	700	1,800
ARMM	MAGUINDANAO	Matanog					0	0		0	0	RSU	500	500	
ARMM	MAGUINDANAO	Pagalungan					0	0	RSU	900	900	RSU	500	1,400	
ARMM	MAGUINDANAO	Parang					LS	1,200	1,200	LS	300	1,500	LS	600	2,100
ARMM	MAGUINDANAO	South Upi					0	0	RSU	500	500	RSU	200	700	
ARMM	MAGUINDANAO	Sultan Kudarat(Nuling)					RSU	1,300	1,300	RSU	200	1,500	RSU	900	2,400
ARMM	MAGUINDANAO	Sultan Sa Barongis(Lambayong)					0	0	RSU	600	600	RSU	400	1,000	
ARMM	MAGUINDANAO	Talayan					0	0	RSU	900	900	RSU	500	1,400	
ARMM	MAGUINDANAO	Upi					0	0	RSU	1,000	1,000	RSU	500	1,500	
ARMM					5,500	0	6,500	12,000	0	5,900	17,900	0	9,200	27,100	

## Appendix 12-1 Expansion Plan of Local Switching (NCR) (1/1)

Province	Municipalities	Exchange	Switching Operators	Facilities Switching Type	Exist Switching Capacities	Total Switching Capacities	Phase A		Phase B		Phase C	
							Added Capacities	Total Capacities	Added Capacities	Total Capacities	Added Capacities	Total Capacities
NCR	Caloocan	Caloocan City	PLDT	SXS	9,640	37,840	150,600	188,440	129,900	318,340	112,800	431,140
NCR	Caloocan	Grace Park	PLDT	EWSA	15,000							
NCR	Caloocan	Grace Park	PLDT	SXS	13,200							
NCR	Las Pinas	Las Pinas	PLDT	EWSA	14,000	21,000	52,600	73,600	50,600	124,200	44,600	168,200
NCR	Las Pinas	Las Pinas	PLDT	EWSD	7,000							
NCR	Makati	Makati	PLDT	SXS	30,020	99,020	13,100	112,120	77,300	189,420	67,000	256,420
NCR	Makati	Makati-1	PLDT	EWSA	10,000							
NCR	Makati	Makati-2	PLDT	EWSA	15,000							
NCR	Makati	Makati-3	PLDT	EWSA	15,000							
NCR	Makati	Makati-4	PLDT	EWSD	10,000							
NCR	Makati	Makati-5	PLDT	EWSD	19,000							
NCR	Malabon	Malabon	PLDT	EWSD	10,000	10,000	59,000	69,000	47,500	116,500	41,200	157,700
NCR	Navotas	Navotas	PLDT	EWSD			46,300	46,300	31,900	78,200	27,700	105,900
NCR	Mandahuyong	Mandahuyong	PLDT	EWSA	15,000	59,220	1,400	60,620	41,700	102,320	36,200	138,520
NCR	Mandaluyong	Mandaluyong	PLDT	SXS	25,220							
NCR	Mandaluyong	Danaslan	PLDT	EWSD	19,000							
NCR	San Juan	San Juan					31,400	31,400	21,600	53,000	18,800	71,800
NCR	Manila	Sampaloc-1	PLDT	EWSA	15,000	187,200	208,800	396,000	272,800	668,800	236,900	905,700
NCR	Manila	Sampaloc-2	PLDT	EWSA	15,000							
NCR	Manila	Sampaloc-3	PLDT	EWSA	15,000							
NCR	Manila	Cubao	PLDT	EWSD	16,000							
NCR	Manila	Intramuros	PLDT	EWSD(RD)	1,600							
NCR	Manila	Intramuros	PLDT	SXS	35,870							
NCR	Manila	Malate	PLDT	EWSA	15,000							
NCR	Manila	Malate	PLDT	EWSD(RD)	1,600							
NCR	Manila	Malate	PLDT	SXS	26,730							
NCR	Manila	Sta. Mesa	PLDT	EWSD(RD)	1,600							
NCR	Manila	Sta. Mesa	PLDT	SXS	16,200							
NCR	Manila	Tondo	PLDT	EWSD(RD)	1,600							
NCR	Manila	Tondo	PLDT	SXS	26,000							
NCR	Marikina	Marikina	PLDT	EAX	7,600	18,600	58,200	76,800	52,900	129,700	45,900	175,600
NCR	Marikina	Marikina(South)	PLDT	EWSD	11,000							
NCR	Muntinlupa	Alabang	PLDT	EWSA	6,000	22,415	46,200	68,615	47,300	115,915	41,000	156,915
NCR	Muntinlupa	Alabang	PLDT	EWSD(RD)	800							
NCR	Muntinlupa	Muntinlupa(San F)	PLDT	EMD-R	3,200							
NCR	Muntinlupa	Muntinlupa(San F)	PLDT	EWSD(RD)	800							
NCR	Novaliches	Novaliches	PLDT	EWSD	4,000							
NCR	Novaliches	Novaliches	PLDT	SXS	7,615							
NCR	Paranaque	N. Paranaque	PLDT	EWSD	15,000	33,600	43,200	76,200	52,500	128,700	45,600	174,300
NCR	Paranaque	Paranaque	PLDT	EMD-V	1,000							
NCR	Paranaque	Paranaque	PLDT	SXS	17,000							
NCR	Passy	Passy	PLDT	EWSD(RD)	800	26,800	64,000	90,800	62,600	153,400	54,300	207,700
NCR	Passy	Passy-1	PLDT	EWSA	15,000							
NCR	Passy	Passy-2	PLDT	EWSA	11,000							
NCR	Pasig	Pasig-1 (XB)	PLDT	XB-5	4,760	57,800	40,600	98,400	67,800	166,200	58,900	225,100
NCR	Pasig	Pasig-2 (EAX)	PLDT	EAX	5,600							
NCR	Pasig	Pasig-3 (NEAX)	PLDT	NEAX	5,640							
NCR	Pasig	Pasig-4 (RDLU)	PLDT	NEAX	2,000							
NCR	Pasig	Garnet	PLDT	NEAX	40,000							
NCR	Patros	Pasig (New)	PLDT	EWSD	9,000	9,000	3,800	12,800	8,700	21,500	7,700	29,200
NCR	Quezon	Quezon City	PLDT	EWSA	20,000	67,150	345,600	412,750	284,400	697,150	247,000	944,150
NCR	Quezon	Quezon City	PLDT	EWSD	8,000							
NCR	Quezon	Quezon City	PLDT	SXS	29,150							
NCR	Quezon	Balara	PLDT	EWSD	10,000							
NCR	Taguig	South Taguig	PLDT	EMD-R	2,000	2,000	63,900	65,900	45,400	111,300	39,500	150,800
NCR	Valenzuela	Valenzuela	PLDT	EWSD	13,000	13,000	71,200	84,200	58,100	142,300	50,400	192,700
		Total			664,045	664,045	1,299,900	1,963,945	1,353,000	3,316,945	1,174,900	4,491,845

Appendix 12-2 Local Traffic and Number of 2M IF Between PC and LE (1/42)

Region	Province	Municipalities	Host PC	Phase A			Phase B			Phase C		
				SW Type	Traffic Volume (ert)	No. of 2M IF to PC	SW Type	Traffic Volume (ert)	No. of 2M IF to PC	SW Type	Traffic Volume (ert)	No. of 2M IF to PC
Name	Name	Name	Name	Total	Total	Total	Total	Total	Total	Total	Total	
CAR	ABRA	Manabo	1									
CAR	ABRA	Bolney	1	0			0				9	
CAR	ABRA	Bucloc	1	0			0				4	
CAR	ABRA	Daguoman	1	0			0				2	
CAR	ABRA	San Isidro	1	0			0				4	
CAR	ABRA	Tubo	1	0			0				5	
CAR	ABRA	Villavictoria	1	0			0				5	
CAR	ABRA	Luba	1	0			0				6	
CAR	ABRA	Pilar	1	0			0				9	
CAR	ABRA	Sal-lapadan	1	0			0				5	
CAR	ABRA	Lagangiang	2	4	21	2	6	21	2	12	12	
CAR	ABRA	Lacub	2	0			0				3	
CAR	ABRA	Licuan-Basy(Licuan)	2	0			0				3	
CAR	ABRA	Malibcong	2	0			0				4	
CAR	ABRA	Dolores	2	3	16	1	4	23	2	9	9	
CAR	ABRA	San Juan	2	3	16	1	4	23	2	9	9	
CAR	ABRA	Tayum	2	4	20	2	6		1	12	12	
CAR	ABRA	Bangued	3	14	60	34	23	33	2	191	191	
CAR	ABRA	Danglas	3	0			0				3	
CAR	ABRA	Lagayan	3	0			0				4	
CAR	ABRA	Langiden	3	0			0				3	
CAR	ABRA	Penarubia	3	0			0				3	
CAR	ABRA	San Quintin	3	0			0				5	
CAR	ABRA	Tineg	3	0			0				3	
CAR	ABRA	Bucay	3	0			0				15	
CAR	ABRA	La Paz	3	4	21	2	6		1	12	12	
CAR	ABRA	Pidigan	3	3	16	1	5	24	2	10	10	
CAR	ABRA	(Sub Total)		600	34	109	34	9	2	54	70	
CAR	BENGUET	Baguio City	1	85	460	460	140	6,916	6,984	256	14,210	
CAR	BENGUET	Bokod	1	0			0				13	
CAR	BENGUET	Tuba	1	16	16	16	26		2	50	50	
CAR	BENGUET	Ilogon	2	25	25	25	41		2	77	77	
CAR	BENGUET	La Trinidad	3	19	19	19	32		3	60	60	
CAR	BENGUET	Atok	3	0			0				15	
CAR	BENGUET	Bakun	3	0			0				12	
CAR	BENGUET	Buguias	3	0			13		1	28	28	
CAR	BENGUET	Kabayuan	3	0			0				11	
CAR	BENGUET	Kapanaganan	3	0			0				17	
CAR	BENGUET	Kibungan(3)	3	0			0				14	
CAR	BENGUET	Mankayan	3	0			17		1	36	36	
CAR	BENGUET	Sablan	3	0			0				9	



Appendix 12-2 Local Traffic and Number of 2M IF Between PC and LE (3/42)

Region Name	Province Name	Municipalities Name	Host PC Name	Total Capacities	Phase A				Phase B				Phase C										
					Traffic Volume (ert)		No. of 2M IF		Traffic Volume (ert)		No. of 2M IF		Traffic Volume (ert)		No. of 2M IF								
					Toll	Total	to PC	to LS	Toll	Total	to PC	to LS	Toll	Total	to PC	to LS							
					SW Type			SW Type			SW Type			SW Type									
1	ILOCOS NORTE	Dingras	1	300	LS	10	24	2	LS	16	38	2	LS	34	85	4							
1	ILOCOS NORTE	Currimao	1		RLU	3	17	1	RLU	5	26	2	RSU	10		1							
1	ILOCOS NORTE	Marcos	1		RLU	4	24	2	RSU	7		1	RSU	14		1							
1	ILOCOS NORTE	Nueva Era	1			0				0			RSU	6		1							
1	ILOCOS NORTE	Solsana	1		RSU	6		1	RSU	10		1	RSU	21		2							
1	ILOCOS NORTE	Basac	2	380	LS	17	38	2	LS	29	61	3	LS	54	122	5							
1	ILOCOS NORTE	Carasi	2			0				0			RLU	1		1							
1	ILOCOS NORTE	Batoc	2		RSU	9		1	RSU	13		1	RSU	28		2							
1	ILOCOS NORTE	Pinili	2		RLU	5	28	2	RSU	8		1	RSU	16		1							
1	ILOCOS NORTE	Proyay	2	300	RSU	7		1	RSU	11		1	RSU	23		2							
1	ILOCOS NORTE	Laang Cay	3	2,960	TLS	39	210		TLS	64	328		TLS	117	524								
1	ILOCOS NORTE	Laang City	3	0		0				0				0									
1	ILOCOS NORTE	Dumalag	3			0				0			RLU	1	4	4							
1	ILOCOS NORTE	Poblacion(Adams)	3			0				0			RLU	1	6	6							
1	ILOCOS NORTE	Bacarra	3		RSU	9	9		1	RSU	14	14	1	RSU	30	30	2						
1	ILOCOS NORTE	Bangui	3			0				0			RSU	14	14	1							
1	ILOCOS NORTE	Burgos	3			0				0			RSU	8	8	1							
1	ILOCOS NORTE	Espiritu(Bansa)	3		RLU	5	28	28	2	RSU	8	8	1	RSU	17	17	1						
1	ILOCOS NORTE	Pacarra	3			0				0				0									
1	ILOCOS NORTE	Pagudpod	3		RLU	6	30	30	2	RSU	9	9	1	RSU	18	18	1						
1	ILOCOS NORTE	Pasiquin	3		RSU	7	7		1	RSU	11	11	1	RSU	24	24	2						
1	ILOCOS NORTE	Piddig	3		RLU	6	31		2	RSU	9	9	1	RSU	19	19	1						
1	ILOCOS NORTE	San Nicolas	3		RSU	9	9		1	RSU	14	14	1	RSU	30	30	2						
1	ILOCOS NORTE	Sarrat	3	240	RSU	7	7		1	RSU	11	11	1	RSU	23	23	2						
1	ILOCOS NORTE	Vintar	3		RSU	9	9		1	RSU	14	14	1	RSU	30	30	2						
1		(Sub Total)		4,180		0	160	369	373	8	15	0	253	354	518	7	13	0	540	537	954	11	26
1	ILOCOS SUR	Cabugao	1		RSU	9		1	RSU	15		1	LS	31	125								
1	ILOCOS SUR	Magsingal	1		RSU	8		1	RSU	12		1	RSU	25		2							
1	ILOCOS SUR	San Juan(San Fuan)	1		RSU	7		1	RSU	11		1	RSU	22		2							
1	ILOCOS SUR	Santo Domingo	1		RSU	7		1	RSU	11		1	RSU	23		2							
1	ILOCOS SUR	Sinait	1		RSU	7		1	RSU	11		1	RSU	24		2							
1	ILOCOS SUR	Santa Maria	2		RSU	8		1	RSU	12		1	LS	26	48								
1	ILOCOS SUR	Lidilda	2			0				0			RLU	4	17								
1	ILOCOS SUR	San Esteban	2			0				0			RSU	7		1							
1	ILOCOS SUR	Burgos	2			0				0			RSU	11		1							
1	ILOCOS SUR	Vigan	3	2,170	TLS	18	97	97	TL	29	151	151	TL	54	241	241							
1	ILOCOS SUR	Nagbaitel	3			0				0			RLU	4	19	19							
1	ILOCOS SUR	San Ildefonso	3			0				0			RLU	5	22	22							
1	ILOCOS SUR	Bantay	3		RSU	9	9		1	RSU	14	14	1	RSU	29	29	2						
1	ILOCOS SUR	Cocoyan	3			0				0			RSU	17	17	1							
1	ILOCOS SUR	Narvacan	3		RSU	12	12	12	1	RSU	18	18	1	RSU	39	39	2						

Appendix 12-2 Local Traffic and Number of 2M IF Between PC and LE (4/42)

Region	Province	Municipalities	Host PC GName	Total Capacities	Phase A			Phase B			Phase C										
					Traffic Volume (est)		No. of 2M IF		Traffic Volume (est)		No. of 2M IF		Traffic Volume (est)		No. of 2M IF						
					Toll	Total	to PC	to LS	Toll	Total	to PC	to LS	Toll	Total	to PC	to LS					
1	ILOCOS SUR	San Vicente	3	18	18	1	RLU	3	5	27	27	2	RSU	11	11						
1	ILOCOS SUR	Santa	4	23	23	2	RSU	7	7	7	7	1	RSU	14	14						
1	ILOCOS SUR	Santa Catalina	4	21	21	2	RSU	6	6	6	6	1	RSU	13	13						
1	ILOCOS SUR	Tagudin	10	15	15	1	LS	15	15	35	35	2	LS	32	96						
1	ILOCOS SUR	Sugpon	0	0	0	0		0	0	0	0	0	RLU	3	14						
1	ILOCOS SUR	Alifan	0	0	0	0		0	0	0	0	0	RSU	6	6						
1	ILOCOS SUR	Cervantes	0	0	0	0		0	0	0	0	0	RSU	14	14						
1	ILOCOS SUR	Santa Cruz	0	0	0	0	RSU	15	15	1	1	1	RSU	32	32						
1	ILOCOS SUR	Suyo	3	15	15	1	RLU	4	21	21	21	2	RSU	9	9						
1	ILOCOS SUR	Cardon	15	34	34	2	LS	23	23	34	34	2	RSU	48	132						
1	ILOCOS SUR	Gregorio del Pilar	0	0	0	0		0	0	0	0	0	RLU	4	17						
1	ILOCOS SUR	Sigay	0	0	0	0		0	0	0	0	0	RLU	2	10						
1	ILOCOS SUR	Barayoyo	0	0	0	0		0	0	0	0	0	RSU	6	6						
1	ILOCOS SUR	Galinuyod	0	0	0	0		0	0	0	0	0	RSU	9	9						
1	ILOCOS SUR	Quirme(Angkakt)	0	0	0	0		0	0	0	0	0	RSU	7	7						
1	ILOCOS SUR	Salcedo(Baugen)	0	0	0	0		0	0	0	0	0	RSU	10	10						
1	ILOCOS SUR	San Emilio	0	0	0	0		0	0	0	0	0	RSU	6	6						
1	ILOCOS SUR	Santa Lucia	7	11	11	1	RSU	11	11	1	1	1	RSU	23	23						
1	ILOCOS SUR	Santiago	0	0	0	0		0	0	0	0	0	RSU	16	16						
1		(Sub Total)	2,830	0	131	174	214	9	9	219	200	291	10	10	0	585	340	804	27	23	
1	LA UNION	Agoo	14	14	14	1	LS	22	22	64	64	3	LS	47	147						
1	LA UNION	Artagay	0	0	0	0	RSU	17	17	1	1	1	RSU	37	37						
1	LA UNION	Pugo	0	0	0	0		0	0	0	0	0	RSU	12	12						
1	LA UNION	Rosario	50	12	12	0	LS	18	18	18	18	0	LS	39	39						
1	LA UNION	San Juan	0	0	0	0	RSU	13	13	1	1	1	RSU	28	28						
1	LA UNION	Santo Tomas	50	9	9	0	LS	14	14	14	14	0	LS	30	30						
1	LA UNION	Tubao	0	0	0	0	RSU	11	11	1	1	1	RSU	23	23						
1	LA UNION	Bauaog	150	17	17	1	LS	27	27	27	27	2	LS	57	73						
1	LA UNION	Bagulin	0	0	0	0		0	0	0	0	0	RSU	10	10						
1	LA UNION	Burgos	0	0	0	0		0	0	0	0	0	RSU	6	6						
1	LA UNION	Caba	50	6	31	6	LS	9	9	9	9	0	LS	18	18						
1	LA UNION	Naguilian	50	12	12	0	LS	19	19	19	19	0	LS	40	40						
1	LA UNION	Balacan	LS	10	29	29	2	LS	16	44	44	2	LS	33	118						
1	LA UNION	Banger	RSU	9	9	1	RSU	14	14	1	1	1	RSU	29	29						
1	LA UNION	Luna	RSU	10	10	1	RSU	15	15	1	1	1	RSU	31	31						
1	LA UNION	Santol	0	0	0	0		0	0	0	0	0	RSU	11	11						
1	LA UNION	Sudipen	0	0	0	0		0	0	0	0	0	RSU	14	14						
1	LA UNION	San Fernando	3,000	39	213	213	TL	65	333	333	333	0	TL	119	531						
1	LA UNION	Beacon	RSU	10	10	1	RSU	16	16	16	16	1	RSU	33	33						
1	LA UNION	San Gabriel	RLU	4	23	23	2	RSU	7	7	7	1	RSU	14	14						
1		(Sub Total)	3,600	0	153	267	346	2	11	0	283	333	551	5	14	0	630	531	1,043	15	25



Appendix 12-2 Local Traffic and Number of 2M IF Between PC and LE (5/42)

Region	Province	Municipalities	Host PC Name	Total Capacities	Phase A			Phase B			Phase C		
					Traffic Volume (ert)		No. of 2M IF	Traffic Volume (ert)		No. of 2M IF	Traffic Volume (ert)		No. of 2M IF
					Toll	Total	to PC	to LS	to PC	to LS	Toll	Total	to PC
1	PANGASINAN	Alaminos	1	460	20	62	3	31	129	6	65	271	10
1	PANGASINAN	Bolinao	1		17		1	RSU	26		54		1
1	PANGASINAN	Agno	1		7		1	RSU	11		23		2
1	PANGASINAN	Anda	1		0			RSU	14		30		2
1	PANGASINAN	Bani	1		0			RSU	20		41		2
1	PANGASINAN	Burgos	1		5	27	2	RLU	8		16		1
1	PANGASINAN	Dasol	1		7		1	RSU	10		22		2
1	PANGASINAN	Mabini	1		6	32	2	RLU	9		19		1
1	PANGASINAN	Lingayen	2	500	31	47	3	LS	52	94	97	203	8
1	PANGASINAN	Lingayen	2	980	0				0		0		
1	PANGASINAN	Bugallon	2		16		1	RSU	25				3
1	PANGASINAN	Labrador	2		0				0				1
1	PANGASINAN	Sison	2		0			RSU	17		36		2
1	PANGASINAN	Dagupan City	3	3,800	56	307		TLS	93	479	171	765	
1	PANGASINAN	Binalatay	3		20	20	1	RSU	31	31	2	66	3
1	PANGASINAN	Chilasio	3		21	21	2	RSU	33	33	2	69	3
1	PANGASINAN	Mangaldan	3		22	22	2	RSU	35	35	2	73	4
1	PANGASINAN	San Fabian	3		18	18	1	RSU	27	27	2	57	3
1	PANGASINAN	Manaoag	3	150	15	15		LS	24	24	0	50	3
1	PANGASINAN	Mapandan	3		9	9	1	RSU	13	13	1	28	2
1	PANGASINAN	San Jacinto	3		9	9	1	RSU	13	13	1	28	2
1	PANGASINAN	Santa Barbara	3		16	16	1	RSU	25	25	2	53	3
1	PANGASINAN	San Carlos City	4	1,610	42	99	4	LS	65	153	137	220	9
1	PANGASINAN	San Carlos City	4		0				0	0	0		
1	PANGASINAN	Malasiqui	4		31		2	RSU	48		102		5
1	PANGASINAN	Aguilar	4		9		1	RSU	14		30		2
1	PANGASINAN	Manguaran	4		16		1	RSU	25		53		3
1	PANGASINAN	Bayambang	5	510	27	63	3	LS	41	98	87	206	8
1	PANGASINAN	Bayambang	5		0				0	0	0		
1	PANGASINAN	Alcala	5		10		1	RSU	16		34		2
1	PANGASINAN	Basista	5		8		1	RSU	12		25		2
1	PANGASINAN	Bautista	5		7		1	RSU	11		23		2
1	PANGASINAN	Urbiztondo	5		11		1	RSU	17		37		2
1	PANGASINAN	Alaminos	1		0				0	0	0		
1	PANGASINAN	Binalonan	6	1,020	18	215	9	LS	29	282	55	586	21
1	PANGASINAN	Urdaneta (A)	6	1,900	42		2	LS	69	69	127	127	6
1	PANGASINAN	Asingan	6		15		1	RSU	23		48		3
1	PANGASINAN	Balungao	6		7		1	RSU	11		24		2
1	PANGASINAN	Infanta	6		5	30	2	RLU	8		18		1
1	PANGASINAN	Laocac	6		0			RSU	12		25		2
1	PANGASINAN	Natividad	6		6	31	2	RLU	9		19		1
1	PANGASINAN	Pozorubio	6		16		1	RSU	25		53		3
1	PANGASINAN	Rosales	6	480	15		1	RSU	24		50		3

Appendix 12-2 Local Traffic and Number of 2M IF Between PC and LE (6/42)

Region	Province	Municipalities	Host PC	Total Capacities	Phase A				Phase B				Phase C									
					Traffic Volume (ert)		No. of 2M IF		Traffic Volume (ert)		No. of 2M IF		Traffic Volume (ert)		No. of 2M IF							
					Type	Total	to PC	to LS	Type	Total	to PC	to LS	Type	Total	to PC	to LS						
1	PANGASINAN	San Manuel	6	RSU	12	1	1	RSU	18	1	1	RSU	38	2	2							
1	PANGASINAN	San Nicolas	6	RSU	9	1	1	RSU	14	1	1	RSU	30	2	2							
1	PANGASINAN	San Quintin	6	RSU	8	1	1	RSU	13	1	1	RSU	27	2	2							
1	PANGASINAN	Santa Maria	6	RSU	8	1	1	RSU	12	1	1	RSU	26	2	2							
1	PANGASINAN	Santo Tomas	6	RLU	3	1	1	RLU	5	2	2	RSU	11	1	1							
1	PANGASINAN	Sual	6	RSU	7	1	1	RSU	10	1	1	RSU	22	2	2							
1	PANGASINAN	Tayug	6	400 RSU	11	1	1	RSU	17	1	1	RSU	35	2	2							
1	PANGASINAN	Umingan	6	480 RSU	16	1	1	RSU	25	2	2	RSU	53	3	3							
1	PANGASINAN	Villasis	6	RSU	16	1	1	RSU	25	2	2	RSU	52	3	3							
1	PANGASINAN	Bomuan, Dag City	6		0	0	0		0	0	0		0	0	0							
1		(Sub Total)		11,690	0	672	446	923	35	32	0	1,120	507	1,506	55	44	0	2,509	765	2,902	63	91
2	BATANES	Basco	1	RLU	1	8	1	RLU	1	10	1	1	LS	3	17	7	1					
2	BATANES	Itbayat	1		0				0				RLU	2	10		1					
2	BATANES	Ivana	1		0				0				RLU	1	4		1					
2	BATANES	Mahabao	1		0				0				RLU	1	5		1					
2	BATANES	Sabang	1		0				0				RLU	1	5		1					
2	BATANES	Uyugan	1		0				0				RLU	1	4		1					
2		(Sub Total)		0	1	8	0	0	0	1	0	1	10	0	0	0	1	0	7	46	7	5
2	CAGAYAN VALLEY	Alicala	1	RSU	6	1	1	LS	7	60	3	LS	14	118	5							
2	CAGAYAN VALLEY	Baggao	1	RSU	11	1	1	RSU	14		1	RSU	26		2							
2	CAGAYAN VALLEY	Galban	1	RSU	8	1	1	RSU	11		1	RSU	20		1							
2	CAGAYAN VALLEY	Lasam	1	RSU	5	1	1	RSU	7		1	RSU	13		1							
2	CAGAYAN VALLEY	Piat	1		0				5		1	RSU	9		1							
2	CAGAYAN VALLEY	Rizal	1		0				0		1	RSU	6		1							
2	CAGAYAN VALLEY	Santo Nino (Faire)	1	RLU	4	26	2	RSU	5		1	RSU	9		1							
2	CAGAYAN VALLEY	Tuao	1	RSU	8	1	1	RSU	11		1	RSU	21		1							
2	CAGAYAN VALLEY	Aparri	2	880 LS	13	48	48	3 LS	19	53	3	LS	31	100	2							
2	CAGAYAN VALLEY	Aparri	4		0				0				0		5							
2	CAGAYAN VALLEY	Alileapan	2	RLU	4	31	2	RSU	6		1	RSU	10		1							
2	CAGAYAN VALLEY	Balateros	2	RSU	5	1	1	RSU	6		1	RSU	12		1							
2	CAGAYAN VALLEY	Buguey	2	RSU	4	1	1	RSU	6		1	RSU	11		1							
2	CAGAYAN VALLEY	Camalambagan	2	RLU	3	24	2	RSU	4		1	RSU	8		1							
2	CAGAYAN VALLEY	Gonzaga	2	RSU	5	1	1	RSU	7		1	RSU	13		1							
2	CAGAYAN VALLEY	Santa Ana	2		0				4		1	RSU	8		1							
2	CAGAYAN VALLEY	Santa Teresita	2		0				0		1	RSU	6		1							
2	CAGAYAN VALLEY	Sanchez-Mira	3	RLU	3	25	2	LS	5	23	2	LS	9	43	1							
2	CAGAYAN VALLEY	Santa Praxedes	3		0				0			RLU	1		1							
2	CAGAYAN VALLEY	Abulog (Abulog)	3	RSU	5	1	1	RSU	6		1	RSU	12		1							
2	CAGAYAN VALLEY	Claveria	3	RSU	5	1	1	RSU	8		1	RSU	13		1							
2	CAGAYAN VALLEY	Pampuna	3		0				4	30	2	RLU	8		1							
2	CAGAYAN VALLEY	Tuguegarao	4	1,060 TLS	25	181	181	TLS	35	249	249	TLS	57	365	1							

Appendix 12-2 Local Traffic and Number of 2M IF Between PC and LE (7/42)

Region	Province	Municipalities		Host PC GName	Total Capacities	Phase A				Phase B				Phase C									
		Name	No. of 2M IF to LS			No. of 2M IF to PC	Traffic Volume (erf)		SW Type	No. of 2M IF to LS	No. of 2M IF to PC	Traffic Volume (erf)		SW Type	No. of 2M IF to LS	No. of 2M IF to PC	Traffic Volume (erf)						
							Toll	Total				Toll	Total				Toll	Total	Toll	Total			
2	CAGAYAN VALLEY	Tuguegarao	4	4		0	0	0	0	0	0	0	0	0	0	0	0						
2	CAGAYAN VALLEY	Amulung(Amabung)	4	4		7	7	1	7	9	9	1	9	17	17	1	1						
2	CAGAYAN VALLEY	Cabagan	4	4		0	0	0	0	0	0	0	0	5	5	1	1						
2	CAGAYAN VALLEY	Enrile	4	4		5	5	1	5	7	7	1	7	12	12	1	1						
2	CAGAYAN VALLEY	Iguig	4	4		0	0	0	0	5	5	1	5	9	9	1	1						
2	CAGAYAN VALLEY	Lal-ib	4	4		6	6	1	6	8	8	1	8	15	15	1	1						
2	CAGAYAN VALLEY	Penablanca	4	4		6	6	1	6	8	8	1	8	15	15	1	1						
2	CAGAYAN VALLEY	Sobona	4	4		11	11	1	11	14	14	1	14	27	27	2	2						
2		(Sub Total)			1,940	0	148	287	264	18	8	0	221	280	435	16	14	0	417	372	725	20	20
2	ISABELA	Santiago	1	1		24	24	2	35	35	2	35	34	54	54	3	3	LS	55	93	4	4	
2	ISABELA	Cordon	1	1		5	5	1	5	7	7	1	7	13	13	1	1	RSU	16	16	1	1	
2	ISABELA	Jones	1	1		7	7	1	7	9	9	1	9	16	16	1	1	RSU	8	8	1	1	
2	ISABELA	San Agustin	1	1		0	0	0	0	4	4	1	4	8	8	1	1	RSU	23	23	1	1	
2	ISABELA	San Mateo	2	2	720	9	9	2	39	12	12	2	12	61	61	3	3	LS	126	126	5	5	
2	ISABELA	Alicia	2	2		9	9	1	9	12	12	1	12	23	23	1	1	RSU	16	16	1	1	
2	ISABELA	Angedanan	2	2		6	6	1	6	8	8	1	8	16	16	1	1	RSU	12	12	1	1	
2	ISABELA	Aurora	2	2		5	5	1	5	6	6	1	6	12	12	1	1	RSU	13	13	1	1	
2	ISABELA	Cabanatuan	2	2		5	5	1	5	7	7	1	7	13	13	1	1	RSU	16	16	1	1	
2	ISABELA	Ramon	2	2		0	0	0	0	9	9	1	9	16	16	1	1	RSU	5	5	1	1	
2	ISABELA	San Guillermo	2	2		0	0	0	0	0	0	0	0	7	7	1	1	RSU	12	12	1	1	
2	ISABELA	San Isidro	2	2		0	0	0	0	0	0	0	0	5	5	1	1	RSU	10	10	1	1	
2	ISABELA	San Manuel	2	2		5	5	1	5	6	6	1	6	12	12	1	1	RSU	16	16	1	1	
2	ISABELA	Cauayan	3	3	500	22	22	2	35	31	31	2	31	50	50	3	3	LS	82	82	2	2	
2	ISABELA	Echague	3	3	200	13	13	1	13	19	19	1	19	31	31	1	1	RSU	60	60	2	2	
2	ISABELA	Iligan	4	4	610	26	189	189	189	37	261	261	37	261	261	1	1	TL	382	382	2	2	
2	ISABELA	Iligan	4	4		0	0	0	0	0	0	0	0	0	0	0	0	TL	0	0	0	0	
2	ISABELA	Dinapigue	4	4		0	0	0	0	0	0	0	0	0	0	0	0	RSU	6	6	1	1	
2	ISABELA	Divisican	4	4		0	0	0	0	0	0	0	0	0	0	0	0	RSU	8	8	1	1	
2	ISABELA	Maconacon	4	4		0	0	0	0	0	0	0	0	0	0	0	0	RSU	22	22	2	2	
2	ISABELA	Benito Soliven	4	4		4	28	28	28	5	5	1	5	10	10	1	1	RSU	10	10	1	1	
2	ISABELA	Burgos	4	4		0	0	0	0	4	4	1	4	8	8	1	1	RSU	8	8	1	1	
2	ISABELA	Cabagan	4	4		7	7	1	7	9	9	1	9	17	17	1	1	RSU	17	17	1	1	
2	ISABELA	Deifin Albano(Magsaysay)	4	4		0	0	0	0	5	5	1	5	10	10	1	1	RSU	10	10	1	1	
2	ISABELA	Gamu	4	4		4	27	27	27	5	5	1	5	9	9	1	1	RSU	9	9	1	1	
2	ISABELA	Luna	4	4		0	0	0	0	0	0	0	0	6	6	1	1	RSU	6	6	1	1	
2	ISABELA	Mallig	4	4		4	31	31	31	6	6	1	6	11	11	1	1	RSU	11	11	1	1	
2	ISABELA	Naguitian	4	4		5	5	1	5	6	6	1	6	12	12	1	1	RSU	12	12	1	1	
2	ISABELA	Ovezon	4	4		0	0	0	0	4	4	1	4	8	8	1	1	RSU	8	8	1	1	
2	ISABELA	Quirino	4	4		0	0	0	0	4	4	1	4	8	8	1	1	RSU	8	8	1	1	
2	ISABELA	Palanan	4	4		0	0	0	0	0	0	0	0	5	5	1	1	RSU	5	5	1	1	
2	ISABELA	Reina Mercedes	4	4		3	24	24	24	4	4	1	4	8	8	1	1	RSU	8	8	1	1	
2	ISABELA	Roxas	4	4		8	8	1	8	10	10	1	10	19	19	1	1	RSU	19	19	1	1	

Appendix 12-2 Local Traffic and Number of 2M IF Between PC and LE (8/42)

Region	Province	Municipalities	Host PC GName	Total Capacities	Phase A				Phase B				Phase C											
					Traffic Volume (ert)		No. of 2M IF		Traffic Volume (ert)		No. of 2M IF		Traffic Volume (ert)		No. of 2M IF									
					Type	Total	to PC	to LS	to PC	to LS	Type	Total	to PC	to LS	Type	Total	to PC	to LS						
2	ISABELA	San Mariano	4	RSU	7	0	7	1	RSU	9	9	1	1	RSU	17	17	1							
2	ISABELA	San Pablo	4	RSU	0	0	4	1	RSU	4	4	1	1	RSU	8	8	1							
2	ISABELA	Sa. Maria	4	RSU	0	0	4	1	RSU	4	4	1	1	RSU	8	8	1							
2	ISABELA	Sa. Tomas	4	RSU	0	0	5	1	RSU	5	5	1	1	RSU	9	9	1							
2	ISABELA	Tamauni	4	RSU	8	8	8	1	RSU	10	10	1	1	RSU	19	19	1							
2		(Sub Total)			3,110	0	184	299	442	21	6	0	298	261	522	26	25	0	558	418	910	14	35	
2	NUEVA VIZCAYA	Bambang	1	LS	6	6	11	1	LS	9	9	31	2	LS	16	16	62	1					3	
2	NUEVA VIZCAYA	Aritao	1	RSU	5	0	5	1	RSU	7	7	1	1	RSU	12	12	1						1	
2	NUEVA VIZCAYA	Dupax del Norte	1	RSU	0	0	0	0	RSU	5	5	1	1	RSU	10	10	1						1	
2	NUEVA VIZCAYA	Kasibu	1	RSU	0	0	0	0	RSU	5	5	1	1	RSU	10	10	1						1	
2	NUEVA VIZCAYA	Kayapa	1	RSU	0	0	0	0	RSU	5	5	1	1	RSU	9	9	1						1	
2	NUEVA VIZCAYA	Santa Fe	1	RSU	0	0	0	0	RSU	0	0	0	0	RSU	5	5	1						1	
2	NUEVA VIZCAYA	Bayombong	2	TLS	10	76	76	0	TLS	15	105	105	0	TLS	24	154	154	0					1	
2	NUEVA VIZCAYA	Alfonso Castaneda	2	RLU	0	0	0	0	RLU	0	0	0	0	RLU	2	11	11	0					1	
2	NUEVA VIZCAYA	Ambaguio	2	RSU	0	0	0	0	RSU	0	0	0	0	RLU	3	22	22	0					2	
2	NUEVA VIZCAYA	Bagabag	2	RSU	5	5	5	1	RSU	7	7	7	1	RSU	12	12	12	0					1	
2	NUEVA VIZCAYA	Diadi	2	RSU	0	0	0	0	RSU	0	0	0	0	RSU	5	5	5	0					1	
2	NUEVA VIZCAYA	Dupax del Sur	2	RLU	0	0	0	0	RLU	0	0	0	0	RSU	6	6	6	0					1	
2	NUEVA VIZCAYA	Ouzon	2	RLU	2	17	17	0	RLU	3	22	22	0	RSU	6	6	6	0					1	
2	NUEVA VIZCAYA	Solano	2	RSU	10	10	10	0	RSU	14	14	14	0	RSU	24	24	24	0					2	
2	NUEVA VIZCAYA	Villaverde	2	RSU	0	0	0	0	RSU	0	0	0	0	RSU	7	7	7	0					1	
2		(Sub Total)			1,620	0	99	120	1	4	0	70	127	179	4	6	0	152	187	310	5	13		
2	QUIRINO	Cabarroguis	1	RLU	4	31	4	0	2	LS	6	24	0	2	LS	10	66	66	0					1
2	QUIRINO	Aglipay	1	RSU	0	0	0	0	RSU	4	4	1	1	RSU	8	8	8	0					1	
2	QUIRINO	Diftun	1	RSU	0	0	0	0	RSU	8	8	1	1	RSU	15	15	15	0					1	
2	QUIRINO	Maddela	1	RSU	0	0	0	0	RSU	6	6	1	1	RSU	12	12	12	0					1	
2	QUIRINO	Nagtunan	1	RSU	0	0	0	0	RSU	0	0	0	0	RSU	5	5	5	0					1	
2	QUIRINO	Saguday	1	RSU	0	0	0	0	RSU	0	0	0	0	RSU	5	5	5	0					1	
2		(Sub Total)			0	4	31	4	0	2	0	24	0	24	3	2	0	55	66	110	0	5		
3	BATAAN	Dinalupihan	1	LS	42	68	68	0	3	LS	67	132	0	6	LS	144	198	198	0					8
3	BATAAN	Hermosa	1	RSU	25	25	2	2	RSU	40	40	2	2	LS	86	86	86	0					4	
3	BATAAN	Omani	1	LS	32	32	0	0	2	LS	50	50	0	3	LS	108	108	108	0				5	
3	BATAAN	Samaol	1	LS	60	60	88	0	4	LS	102	250	0	10	LS	190	406	406	0				3	
3	BATAAN	Mariveles(BEPZA)	2	RSU	0	0	0	0	RSU	48	48	0	0	LS	91	91	91	0					4	
3	BATAAN	Linao	2	LS	28	28	44	2	2	LS	52	52	3	3	LS	99	99	99	0				4	
3	BATAAN	Orion	2	LS	30	30	44	0	2	LS	75	301	0	3	LS	144	501	501	0				4	
3	BATAAN	Balanga	3	TLS	44	187	187	0	TLS	31	31	0	0	TLS	66	66	66	0					3	
3	BATAAN	Abucay	3	RSU	0	0	0	0	RSU	31	31	0	0	2	RSU	66	66	66	0				3	
3	BATAAN	Bagac	3	RSU	13	13	13	0	1	RSU	21	21	0	2	RSU	45	45	45	0				2	