

Q2-9 Type of pavement of the access road to your house/shop?

In Asuncion

No.	Answer	Residential				Commercial		
		Low	Middle	High	Average	Food	Other	Average
1	Asphalt pavement	0.0%	0.0%	35.0%	14.0%	100.0%	100.0%	100.0%
2	Stone pavement	40.0%	100.0%	65.0%	62.0%	0.0%	0.0%	0.0%
3	Other pavement	55.0%	0.0%	0.0%	22.0%	0.0%	0.0%	0.0%
4	No pavement	5.0%	0.0%	0.0%	2.0%	0.0%	0.0%	0.0%

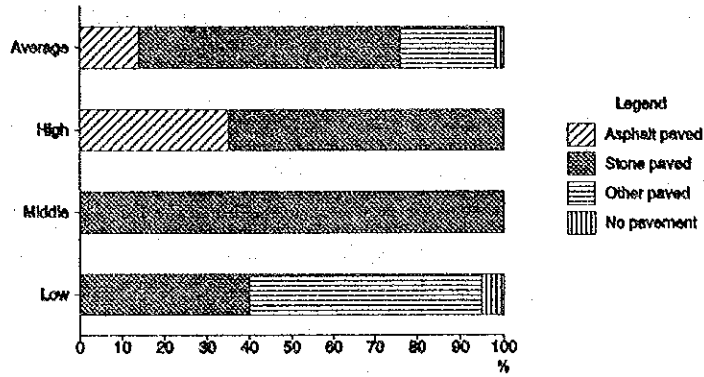
In San Lorenzo

No.	Answer	Residential			
		Low	Middle	High	Average
1	Asphalt pavement	0.0%	20.0%	70.0%	30.0%
2	Stone pavement	50.0%	80.0%	30.0%	53.3%
3	Other pavement	0.0%	0.0%	0.0%	0.0%
4	No pavement	50.0%	0.0%	0.0%	16.7%

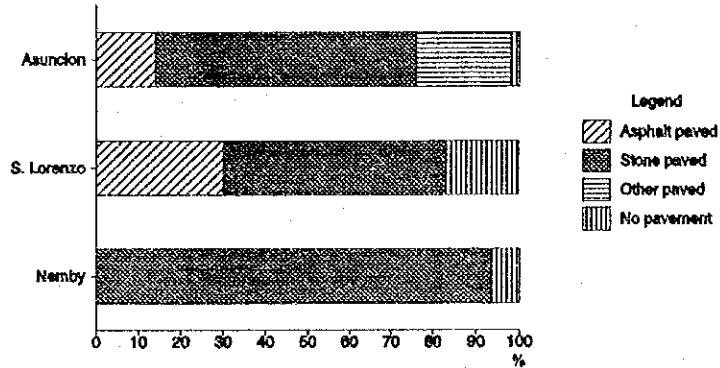
In Nemby

No.	Answer	Residential			
		Low	Middle	High	Average
1	Asphalt pavement	0.0%	0.0%	0.0%	0.0%
2	Stone pavement	100.0%	90.0%	90.0%	93.3%
3	Other pavement	0.0%	0.0%	0.0%	0.0%
4	No pavement	0.0%	10.0%	10.0%	6.7%

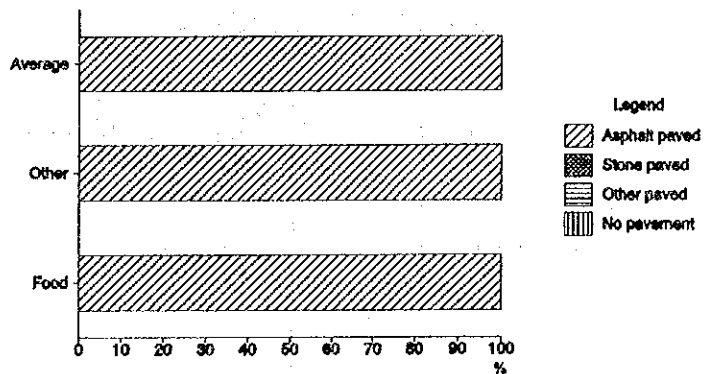
Residential Area in Asuncion



Residential Area in 3 Cities



Commercial Area in Asuncion



III Questions on Waste Discharge from Households/Shops

Q3-1 How do you dispose waste generated in your house/shop?

In Asuncion

No.	Answer	Residential				Commercial		
		Low	Middle	High	Average	Food	Others	Average
1	Discharge it at a specific place for the regular collection service	50.0%	95.0%	100.0%	81.7%	100.0%	89.7%	94.9%
2	Discharge it outside of my premises where there is no regular collection service	20.0%	5.0%	0.0%	8.3%	0.0%	0.0%	0.0%
3	Dispose it by myself through combustion, dispose it in my backyard, etc.	30.0%	0.0%	0.0%	10.0%	0.0%	6.9%	3.4%
4	I don't know	0.0%	0.0%	0.0%	0.0%	0.0%	3.4%	1.7%

In San Lorenzo

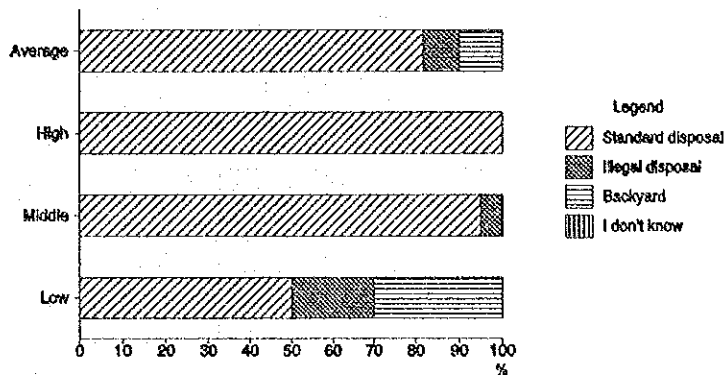
No.	Answer	Residential			
		Low	Middle	High	Average
1	Discharge it at a specific place for the regular collection service	40.0%	100.0%	100.0%	80.0%
2	Discharge it outside of my premises where there is no regular collection service	10.0%	0.0%	0.0%	3.3%
3	Dispose it by myself through combustion, dispose it in my backyard, etc.	50.0%	0.0%	0.0%	16.7%
4	I don't know	0.0%	0.0%	0.0%	0.0%

In Nemby

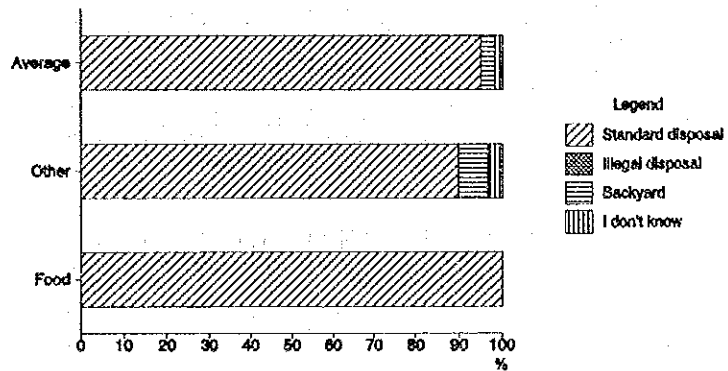
No.	Answer	Residential			
		Low	Middle	High	Average
1	Discharge it at a specific place for the regular collection service	30.0%	60.0%	70.0%	53.3%
2	Discharge it outside of my premises where there is no regular collection service	0.0%	0.0%	0.0%	0.0%
3	Dispose it by myself through combustion, dispose it in my backyard, etc.	70.0%	40.0%	30.0%	46.7%
4	I don't know	0.0%	0.0%	0.0%	0.0%

If the answer to question Q3-1 is 1, please answer Q3-2 to Q3-8

Residential Area in Asuncion



Commercial Area in Asuncion



Q3-2 Who discharges the waste from your house/shop?

In Asuncion

No.	Answer	Residential				Commercial		
		Low	Middle	High	Average	Food	Others	Average
1	Housewife	30.0%	40.0%	0.0%	22.0%	3.4%	0.0%	1.8%
2	Titleholder	0.0%	0.0%	0.0%	0.0%	3.4%	11.5%	7.3%
3	Children	40.0%	10.0%	0.0%	12.0%	0.0%	0.0%	0.0%
4	Other family member	30.0%	30.0%	5.0%	20.0%	3.4%	0.0%	1.8%
5	Housekeeper (servant)	0.0%	15.0%	90.0%	42.0%	20.7%	11.5%	16.4%
6	Employee	0.0%	5.0%	5.0%	4.0%	62.2%	77.0%	69.1%
7	Others	0.0%	0.0%	0.0%	0.0%	6.9%	0.0%	3.6%
8	I don't know	0.0%	0.0%	0.0%	0.0%	0.0%	0.0%	0.0%

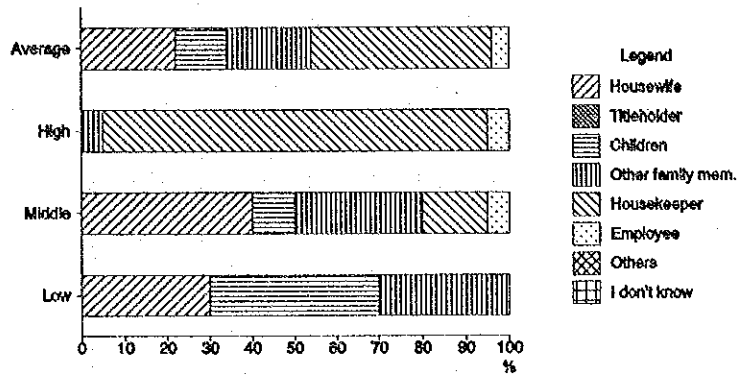
In San Lorenzo

No.	Answer	Residential			
		Low	Middle	High	Average
1	Housewife	50.0%	40.0%	10.0%	29.2%
2	Titleholder	50.0%	30.0%	10.0%	25.0%
3	Children	0.0%	0.0%	0.0%	0.0%
4	Other family member	0.0%	0.0%	10.0%	4.2%
5	Housekeeper (servant)	0.0%	30.0%	70.0%	41.6%
6	Employee	0.0%	5.0%	0.0%	0.0%
7	Others	0.0%	0.0%	0.0%	0.0%
8	I don't know	0.0%	0.0%	0.0%	0.0%

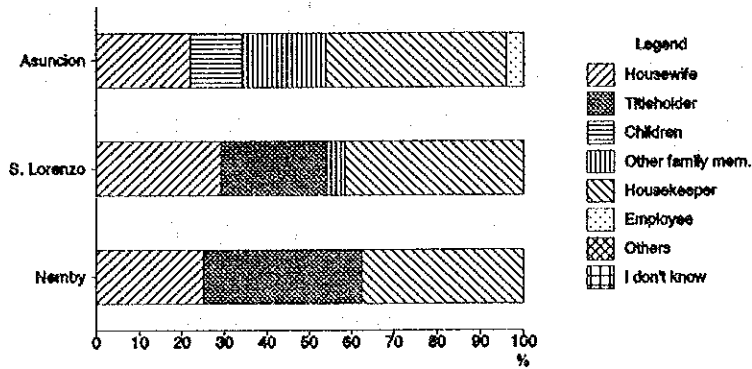
In Nemby

No.	Answer	Residential			
		Low	Middle	High	Average
1	Housewife	33.3%	50.0%	0.0%	25.0%
2	Titleholder	66.7%	50.0%	14.3%	37.5%
3	Children	0.0%	0.0%	0.0%	0.0%
4	Other family member	0.0%	0.0%	0.0%	0.0%
5	Housekeeper (servant)	0.0%	0.0%	85.7%	37.5%
6	Employee	0.0%	0.0%	0.0%	0.0%
7	Others	0.0%	0.0%	0.0%	0.0%
8	I don't know	0.0%	0.0%	0.0%	0.0%

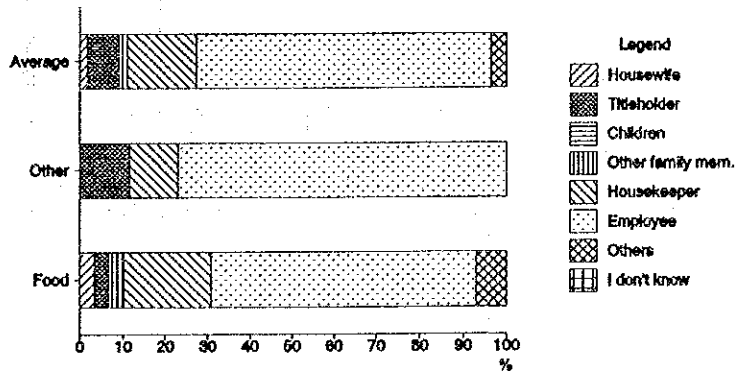
Residential Area in Asuncion



Residential Area in 3 Cities



Commercial Area in Asuncion



Q3-3 Where do you discharge your waste for the regular collection service?

In Asuncion

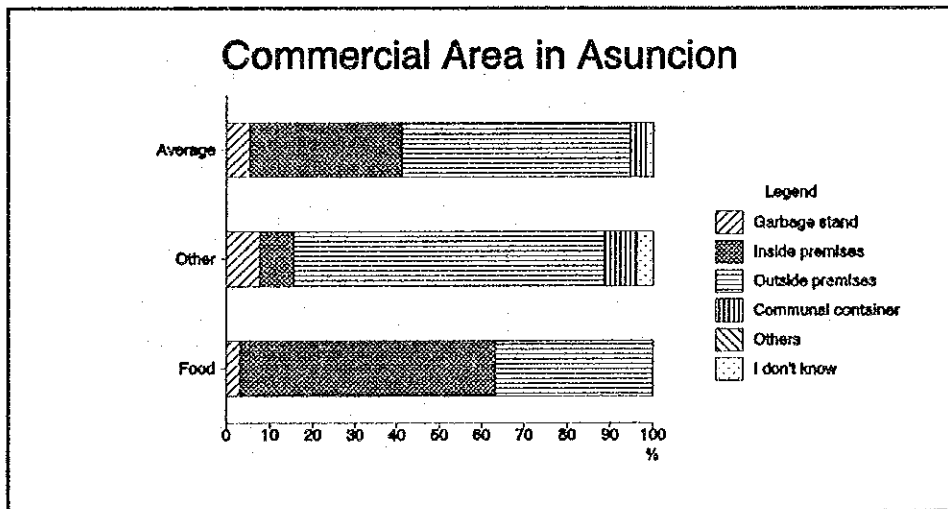
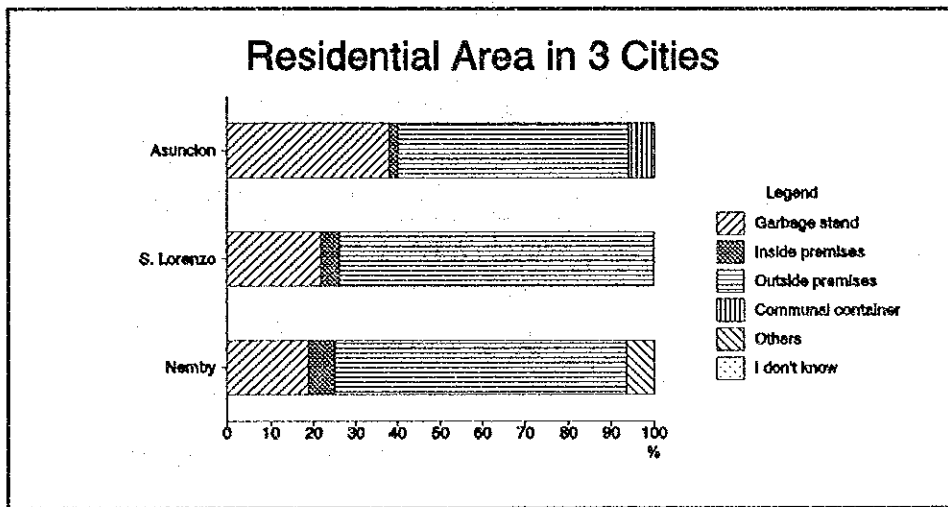
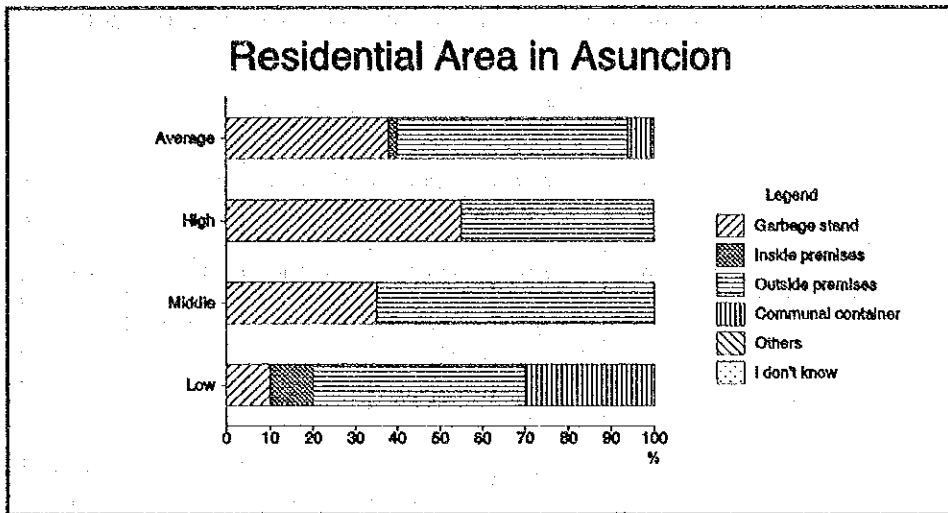
No.	Answer	Residential				Commercial		
		Low	Middle	High	Average	Food	Others	Average
1	Garbage stand	10.0%	35.0%	55.0%	38.0%	3.3%	7.7%	5.4%
2	Inside my premises	10.0%	0.0%	0.0%	2.0%	60.0%	7.7%	35.7%
3	Outside my premises	50.0%	65.0%	45.0%	54.0%	36.7%	73.1%	53.6%
4	Communal container	30.0%	0.0%	0.0%	6.0%	0.0%	7.7%	3.6%
5	Others	0.0%	0.0%	0.0%	0.0%	0.0%	0.0%	0.0%
6	I don't know	0.0%	0.0%	0.0%	0.0%	0.0%	3.8%	1.8%

In San Lorenzo

No.	Answer	Residential			
		Low	Middle	High	Average
1	Garbage stand	0.0%	40.0%	10.0%	21.7%
2	Inside my premises	0.0%	10.0%	0.0%	4.3%
3	Outside my premises	100.0%	50.0%	90.0%	73.9%
4	Communal container	0.0%	0.0%	0.0%	0.0%
5	Others	0.0%	0.0%	0.0%	0.0%
6	I don't know	0.0%	0.0%	0.0%	0.0%

In Nemby

No.	Answer	Residential			
		Low	Middle	High	Average
1	Garbage stand	0.0%	0.0%	42.9%	18.8%
2	Inside my premises	0.0%	16.7%	0.0%	6.3%
3	Outside my premises	100.0%	66.6%	57.1%	68.6%
4	Communal container	0.0%	0.0%	0.0%	0.0%
5	Others	0.0%	16.7%	0.0%	6.3%
6	I don't know	0.0%	0.0%	0.0%	0.0%



Q3-4 What type of container do you use for carrying waste to the collection point in question 3-3?

In Asuncion

No.	Answer	Residential				Commercial		
		Low	Middle	High	Average	Food	Others	Average
1	Plastic bag	80.0%	80.0%	100.0%	88.0%	36.7%	96.3%	64.9%
2	Paper bag	0.0%	0.0%	0.0%	0.0%	0.0%	0.0%	0.0%
3	Metal/plastic/wood bucket	10.0%	15.0%	0.0%	8.0%	63.3%	0.0%	33.3%
4	Carton box	0.0%	5.0%	0.0%	2.0%	0.0%	3.7%	1.8%
5	Others	10.0%	0.0%	0.0%	2.0%	0.0%	0.0%	0.0%
6	I don't know	0.0%	0.0%	0.0%	0.0%	0.0%	0.0%	0.0%

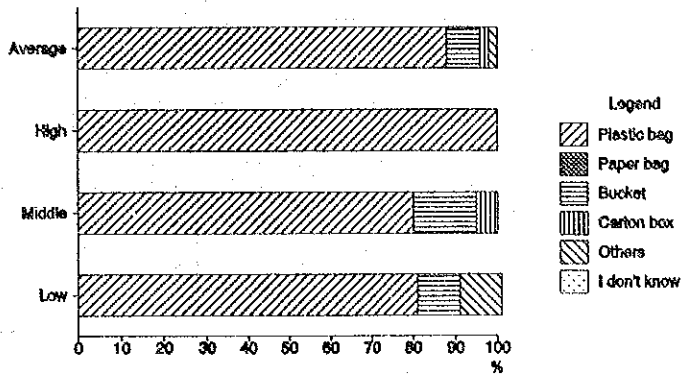
In San Lorenzo

No.	Answer	Residential			
		Low	Middle	High	Average
1	Plastic bag	100.0%	90.0%	90.0%	91.7%
2	Paper bag	0.0%	0.0%	0.0%	0.0%
3	Metal/plastic/wood bucket	0.0%	10.0%	10.0%	8.3%
4	Carton box	0.0%	0.0%	0.0%	0.0%
5	Others	0.0%	0.0%	0.0%	0.0%
6	I don't know	0.0%	0.0%	0.0%	0.0%

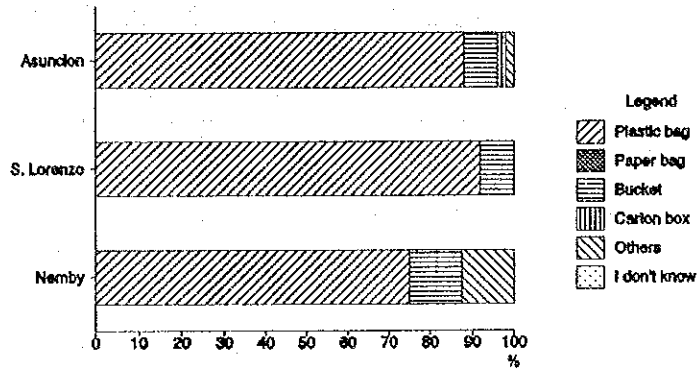
In Nemby

No.	Answer	Residential			
		Low	Middle	High	Average
1	Plastic bag	33.3%	66.7%	100.0%	75.0%
2	Paper bag	0.0%	0.0%	0.0%	0.0%
3	Metal/plastic/wood bucket	0.0%	33.3%	0.0%	12.5%
4	Carton box	0.0%	0.0%	0.0%	0.0%
5	Others	66.7%	0.0%	0.0%	12.5%
6	I don't know	0.0%	0.0%	0.0%	0.0%

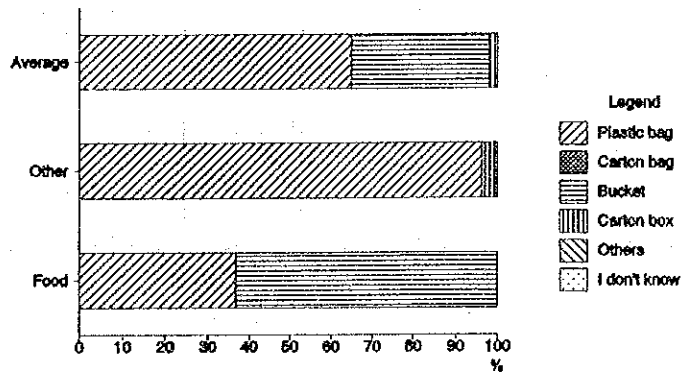
Residential Area in Asuncion



Residential Area in 3 Cities



Commercial Area in Asuncion



Q3-5 Why do you use it? (Plural answer question)

In Asuncion

unit: answers

No.	Answer	Residential				Commercial		
		Low	Middle	High	Average	Food	Others	Average
1	Municipal ordinance	1	1	0	2	1	3	4
2	It is clean after collection	1	1	2	4	1	2	3
3	work It prevents foul odor	5	2	9	16	2	1	3
4	It is easy handling	4	14	6	24	26	21	47
5	Keep away pest such as flies	0	2	7	9	2	1	3
6	Others	1	0	0	1	0	0	0

In San Lorenzo

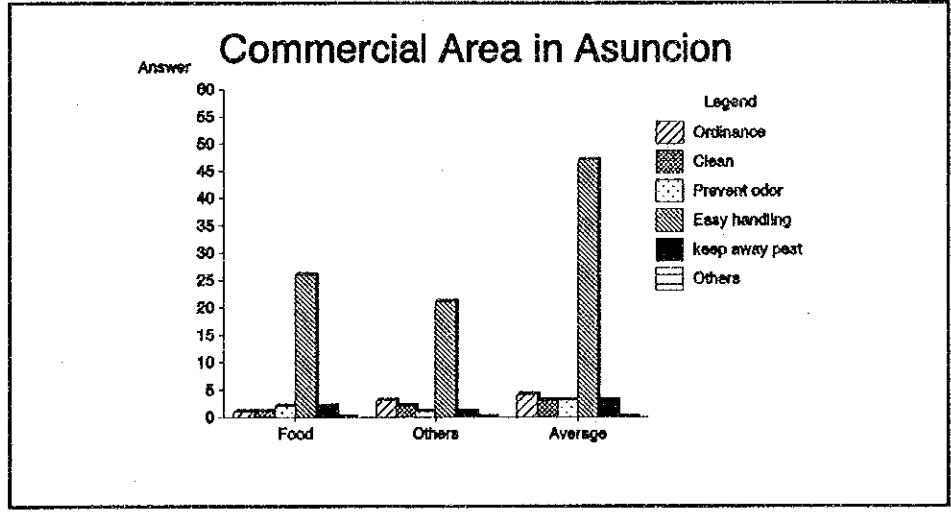
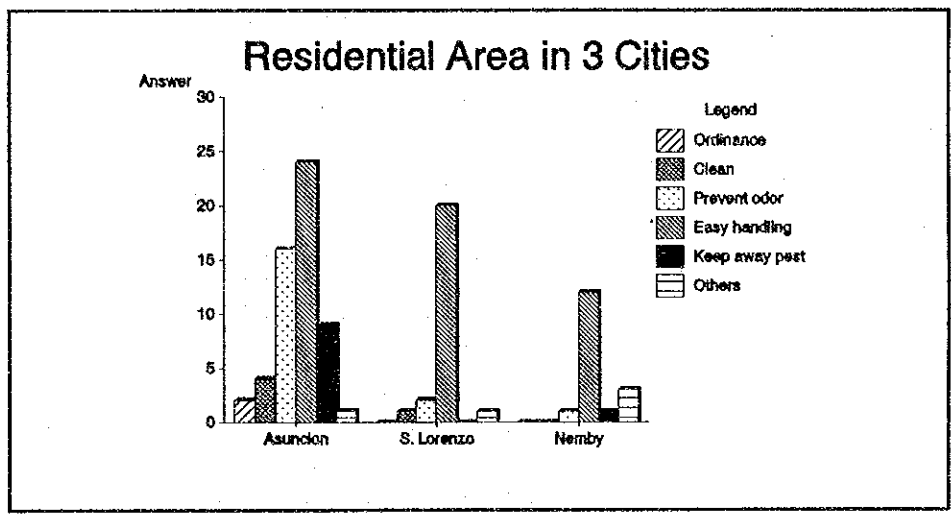
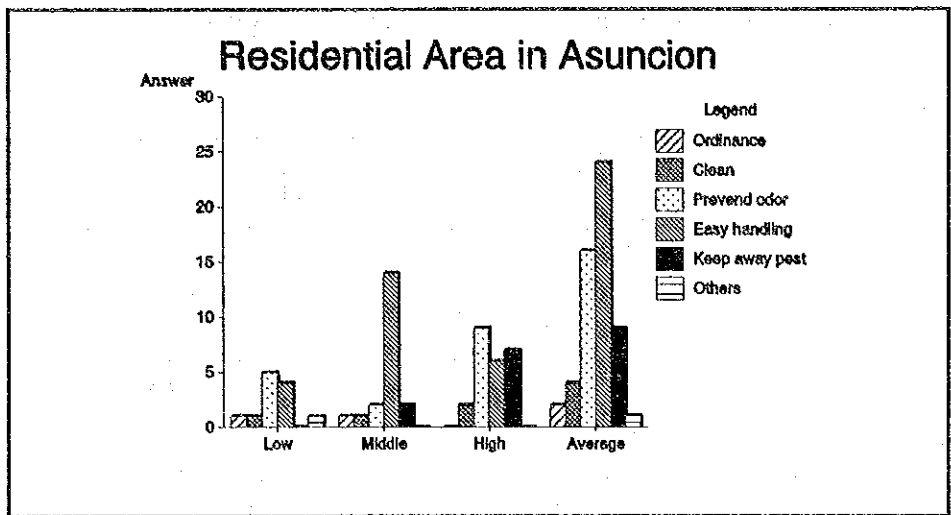
unit: answers

No.	Answer	Residential			
		Low	Middle	High	Average
1	Municipal ordinance	0	0	0	0
2	It is clean after collection work	0	0	1	1
3	It prevents foul odor	0	0	2	2
4	It is easy handling	4	9	7	20
5	Keep away pest such as flies	0	0	0	0
6	Others	0	1	0	1

In Nemby

unit: answers

No.	Answer	Residential			
		Low	Middle	High	Average
1	Municipal ordinance	0	0	0	0
2	It is clean after collection work	0	0	0	0
3	It prevents foul odor	0	0	1	1
4	It is easy handling	1	4	7	12
5	Keep away pest such as flies	0	1	0	1
6	Others	2	1	0	3



Q3-6 Have you ever discharged waste soon after it was collected?

In Asuncion

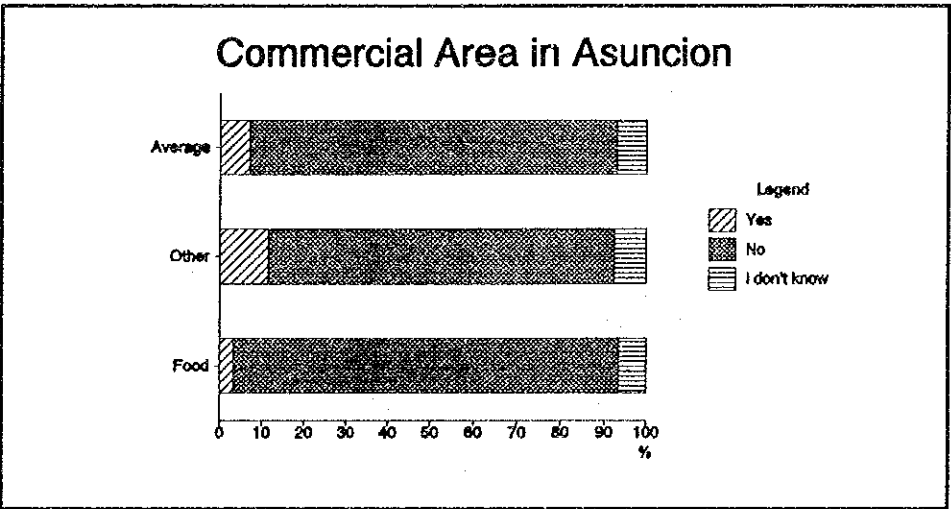
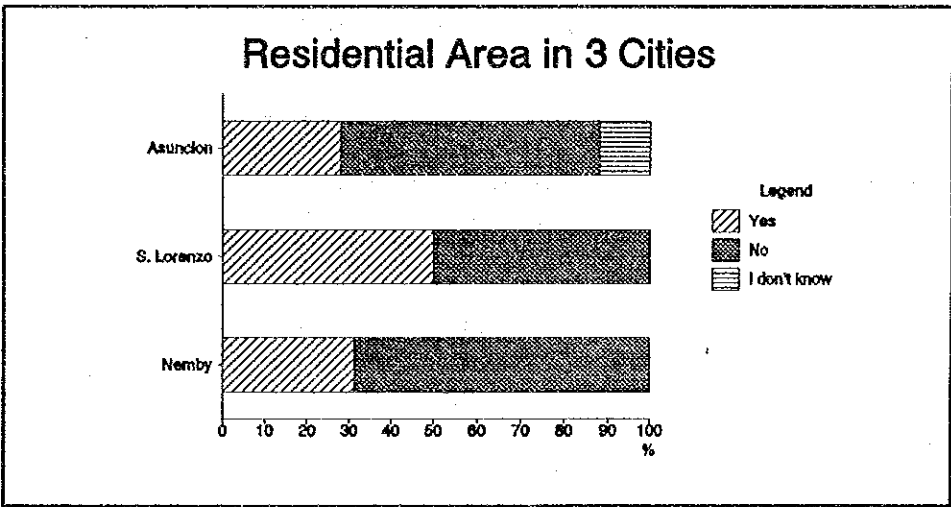
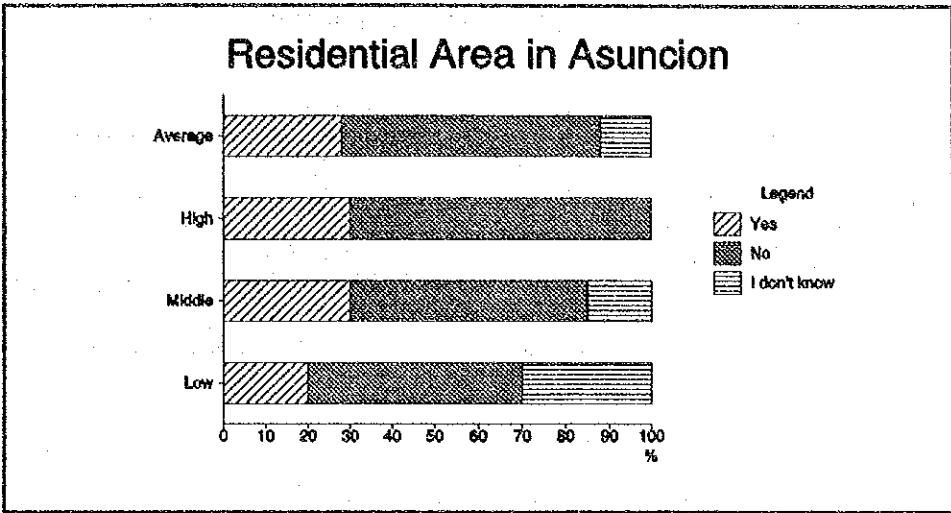
No.	Answer	Residential				Commercial		
		Low	Middle	High	Average	Food	Others	Average
1	Yes	20.0%	30.0%	30.0%	28.0%	3.3%	11.5%	7.1%
2	No	50.0%	55.0%	70.0%	60.0%	90.0%	80.8%	85.8%
3	I don't Know	30.0%	15.0%	0.0%	12.0%	6.7%	7.7%	7.1%

In San Lorenzo

No.	Answer	Residential			
		Low	Middle	High	Average
1	Yes	75.0%	50.0%	40.0%	50.0%
2	No	25.0%	50.0%	60.0%	50.0%
3	I don't Know	0.0%	0.0%	0.0%	0.0%

In Nemby

No.	Answer	Residential			
		Low	Middle	High	Average
1	Yes	33.3%	16.7%	42.9%	31.3%
2	No	66.7%	83.3%	57.1%	68.7%
3	I don't Know	0.0%	0.0%	0.0%	0.0%



Q3--7 Do you have any problems with your paper/plastic bag for waste collection?

In Asuncion

No.	Answer	Residential				Commercial		
		Low	Middle	High	Average	Food	Others	Average
1	Yes	25.0%	31.3%	20.0%	25.0%	30.8%	7.7%	15.4%
2	No	75.0%	68.7%	80.0%	75.0%	69.2%	92.3%	84.6%

In San Lorenzo

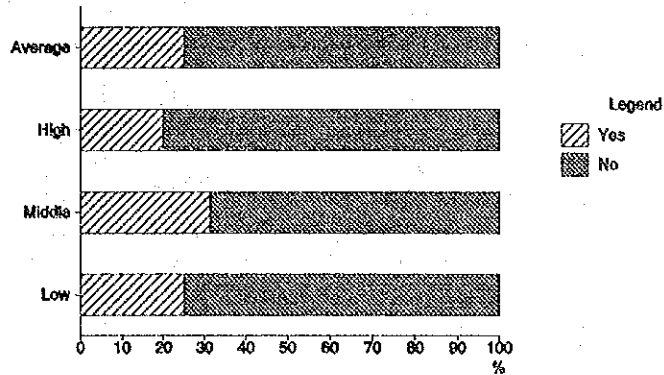
No.	Answer	Residential			
		Low	Middle	High	Average
1	Yes	50.0%	0.0%	22.2%	17.4%
2	No	50.0%	100.0%	77.8%	82.6%

In Nemby

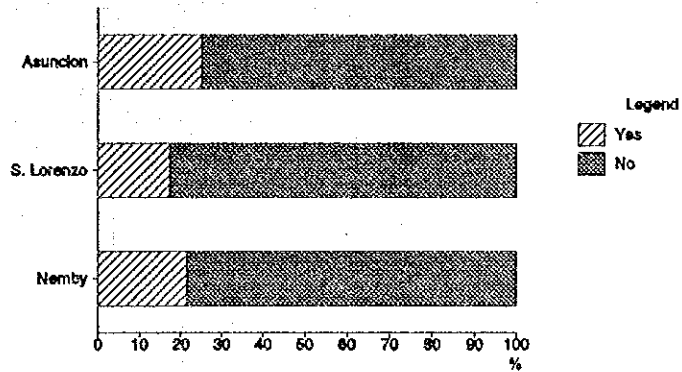
No.	Answer	Residential			
		Low	Middle	High	Average
1	Yes	33.3%	50.0%	0.0%	21.4%
2	No	66.7%	50.0%	100.0%	78.6%

If yes, please answer question Q3-8

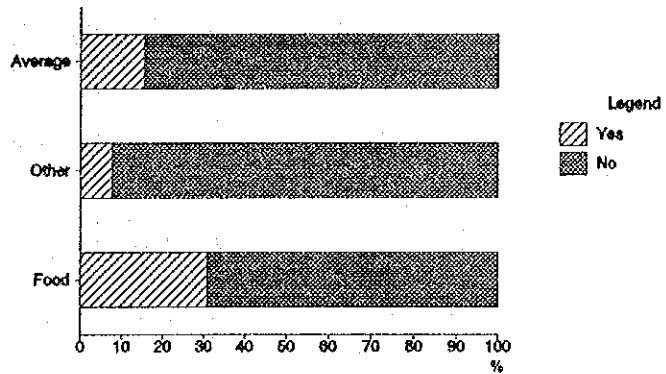
Residential Area in Asuncion



Residential Area in 3 Cities



Commercial Area in Asuncion



Q3-8 What is the problem with your plastic/paper bag? (Plural answer question)

In Asuncion

No	Answer	Residential				Commercial		
		Low	Middle	High	Average	Food	Other	Average
1	Looks ugly	0.0%	0.0%	0.0%	0.0%	0.0%	0.0%	0.0%
2	Insufficient capacity	0.0%	0.0%	20.0%	9.1%	50.0%	100.0%	60.0%
3	Insanitary conditions created by animal scavenging and waste scattering	100.0%	100.0%	80.0%	90.9%	25.0%	0.0%	20.0%
4	Others	0.0%	0.0%	0.0%	0.0%	25.0%	0.0%	20.0%
5	I don't know	0.0%	0.0%	0.0%	0.0%	0.0%	0.0%	0.0%

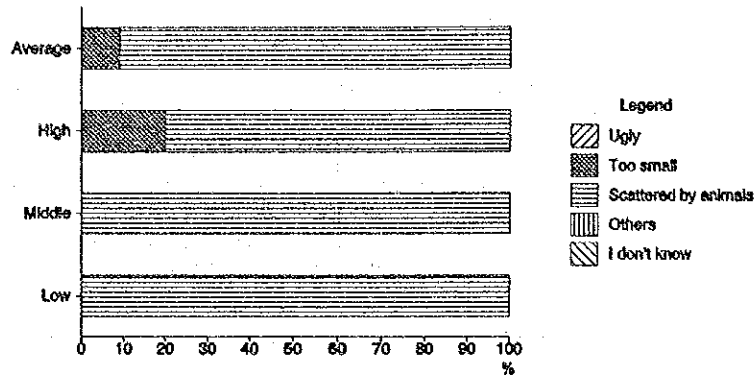
In San Lorenzo

No	Answer	Residential			
		Low	Middle	High	Average
1	Looks ugly	0.0%		0.0%	0.0%
2	Insufficient capacity	0.0%		0.0%	0.0%
3	Insanitary conditions created by animal scavenging and waste scattering	100.0%	N.A.	100.0%	100.0%
4	Others	0.0%		0.0%	0.0%
5	I don't know	0.0%		0.0%	0.0%

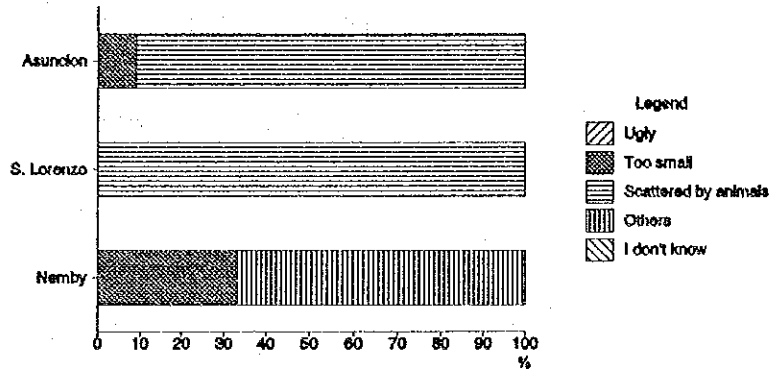
In Nemby

No	Answer	Residential			
		Low	Middle	High	Average
1	Looks ugly	0.0%	0.0%		0.0%
2	Insufficient capacity	0.0%	50.0%		33.3%
3	Insanitary conditions created by animal scavenging and waste scattering	0.0%	0.0%	N.A.	0.0%
4	Others	100.0%	50.0%		66.7%
5	I don't know	0.0%	0.0%		0.0%

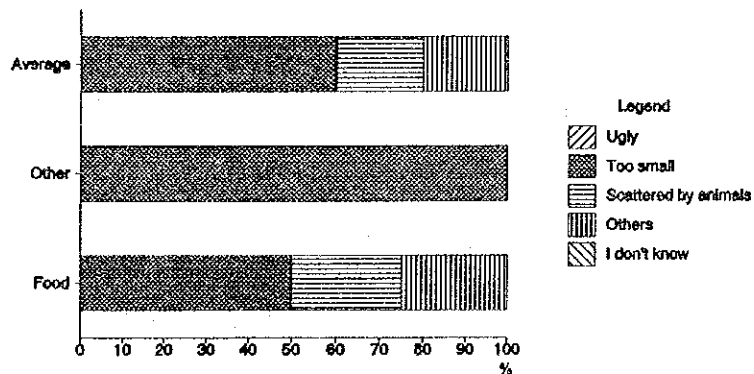
Residential Area in Asuncion



Residential Area in 3 Cities



Commercial Area in Asuncion



Q3-9 Would you be able to co-operate to carry your waste to communal containers fixed in your area if you were requested to do so?

In Asuncion

No.	Answer	Residential				Commercial		
		Low	Middle	High	Average	Food	Other	Average
1	can cooperate	95.0%	80.0%	75.0%	83.3%	56.7%	80.8%	67.9%
2	cannot cooperate	5.0%	20.0%	25.0%	16.7%	33.3%	15.4%	25.0%
3	I don't Know	0.0%	0.0%	0.0%	0.0%	10.0%	3.8%	7.1%

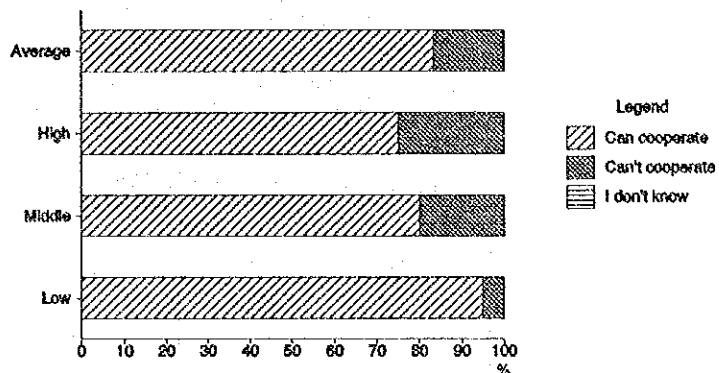
In San Lorenzo

No.	Answer	Residential			
		Low	Middle	High	Average
1	can cooperate	90.0%	80.0%	100.0%	90.0%
2	cannot cooperate	0.0%	20.0%	0.0%	6.7%
3	I don't Know	10.0%	0.0%	0.0%	3.3%

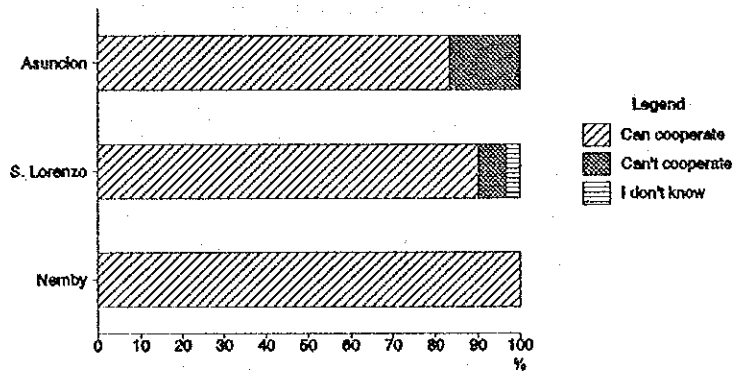
In Nemby

No.	Answer	Residential			
		Low	Middle	High	Average
1	can cooperate	100.0%	100.0%	100.0%	100.0%
2	cannot cooperate	0.0%	0.0%	0.0%	0.0%
3	I don't Know	0.0%	0.0%	0.0%	0.0%

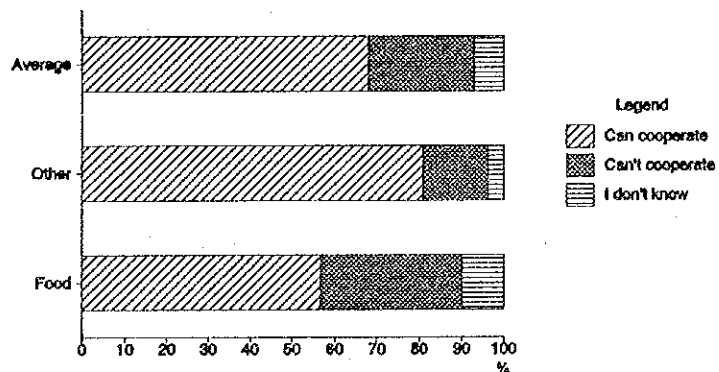
Residential Area in Asuncion



Residential Area in 3 Cities



Commercial Area in Asuncion



Q3-10 If "No", what are the reasons? (Plural answer question)

In Asuncion

unit:persons

No.	Answer	Residential				Commercial		
		Low	Middle	High	Average	Food	Others	Average
1	Present system is better	0	1	0	1	1	0	1
2	We have nobody who will carry the waste to communal containers	0	1	1	2	9	2	11
3	Communal containers are not hygienic	0	2	4	6	2	2	4
4	Others	1	0	0	1	1	0	1

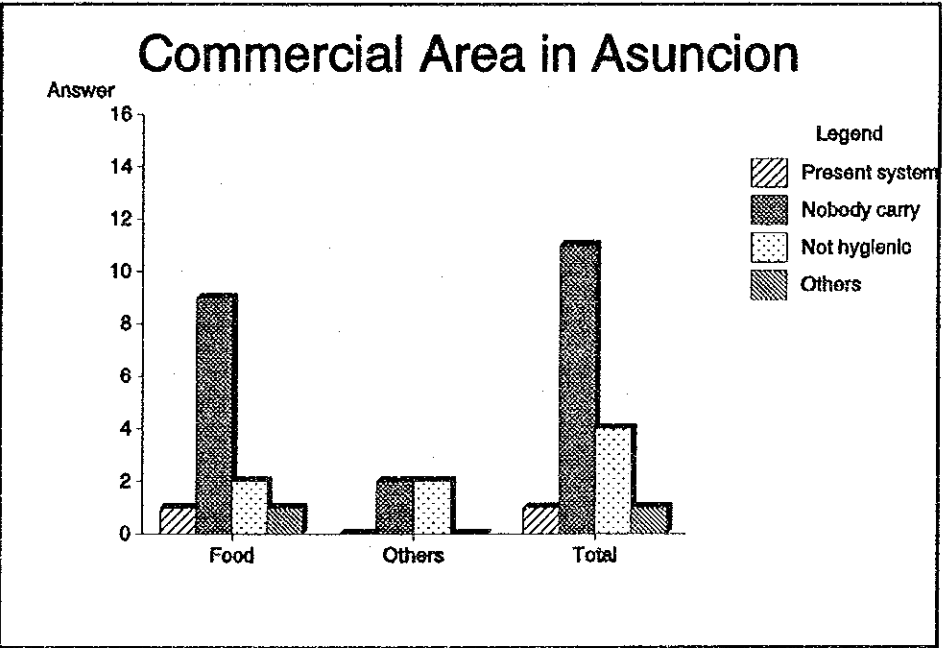
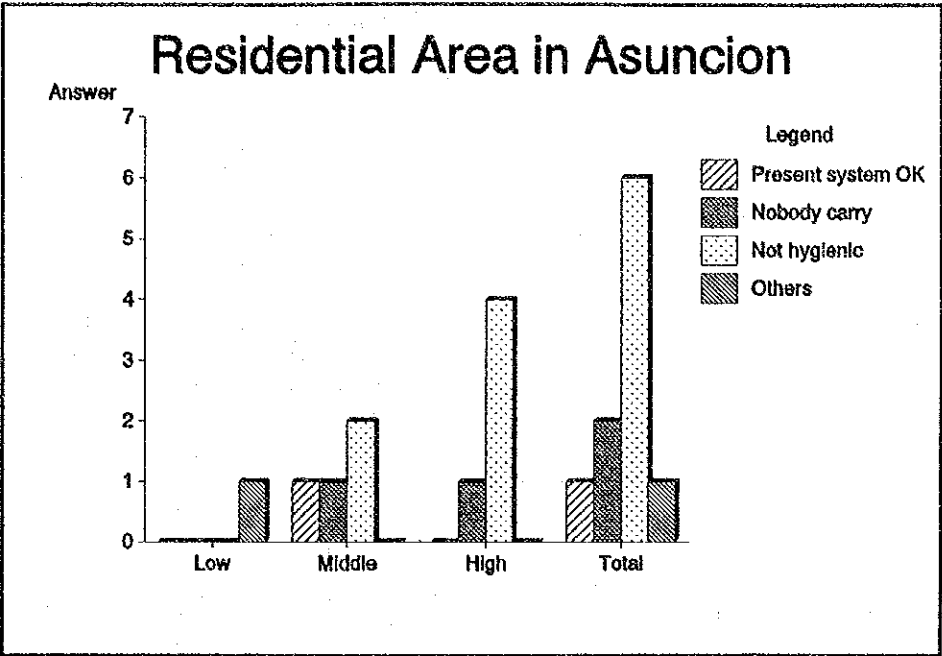
In San Lorenzo

unit:answers

No.	Answer	Middle Class
1	Present system is better	2
2	We have nobody who will carry the waste to communal containers	0
3	Communal containers are not hygienic	0
4	Others	0

In Nemby

This question is not applicable, because no interviewees answered "No" in the question 3-9.



Q3-11 Do you have garden wastes (fallen leaves and branches or grass and weeds)?

In Asuncion

No.	Answer	Residential				Commercial		
		Low	Middle	High	Average	Food	Other	Average
1	Yes	75.0%	100.0%	100.0%	91.7%	33.3%	7.1%	20.7%
2	No	25.0%	0.0%	0.0%	8.3%	66.7%	92.9%	79.3%
3	I don't Know	0.0%	0.0%	0.0%	0.0%	0.0%	0.0%	0.0%

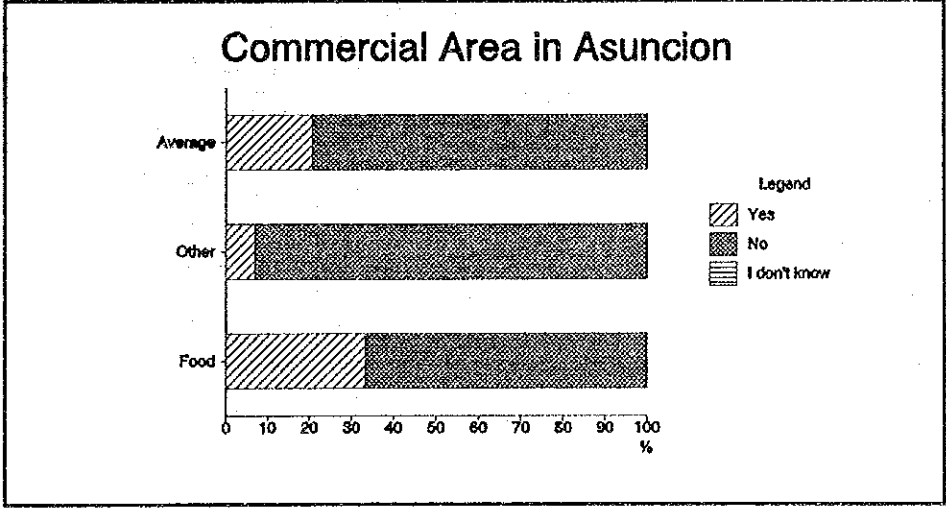
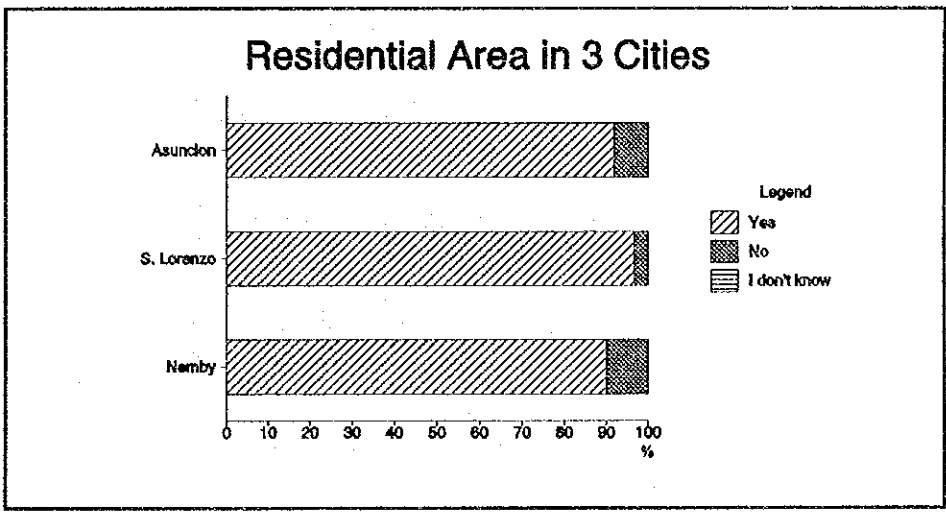
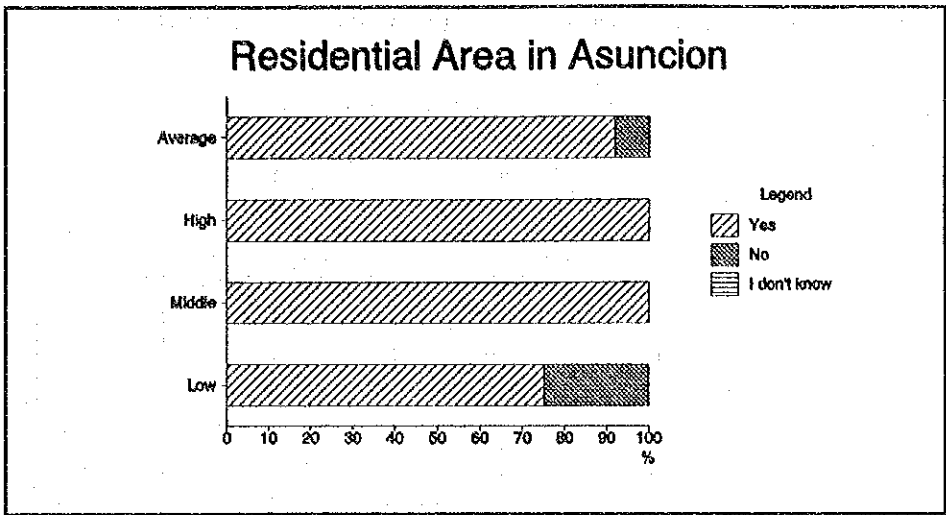
In San Lorenzo

No.	Answer	Residential			
		Low	Middle	High	Average
1	Yes	100.0%	90.0%	100.0%	96.7%
2	No	0.0%	10.0%	0.0%	3.3%
3	I don't Know	0.0%	0.0%	0.0%	0.0%

In Nemby

No.	Answer	Residential			
		Low	Middle	High	Average
1	Yes	90.0%	80.0%	100.0%	90.0%
2	No	10.0%	20.0%	0.0%	10.0%
3	I don't Know	0.0%	0.0%	0.0%	0.0%

If "Yes", please answer questions Q3-12 to Q3-14.



Q3-12 What volume of garden waste do you think that you have per week?

In Asuncion

No.	Answer	Residential				Commercial		
		Low	Middle	High	Average	Food	Others	Average
1	less than 40 liters	26.6%	45.0%	5.0%	25.5%	10.0%	100.0%	18.0%
2	40-80 liters	40.0%	20.0%	5.0%	20.0%	50.0%	0.0%	45.5%
3	80-160 liters	20.0%	30.0%	30.0%	27.3%	40.0%	0.0%	36.4%
4	160-240 liters	0.0%	0.0%	45.0%	16.4%	0.0%	0.0%	0.0%
5	240-400 liters	6.7%	0.0%	5.0%	3.6%	0.0%	0.0%	0.0%
6	400-560 liters	0.0%	5.0%	5.0%	3.6%	0.0%	0.0%	0.0%
7	more than 560 liters	6.7%	0.0%	5.0%	3.6%	0.0%	0.0%	0.0%

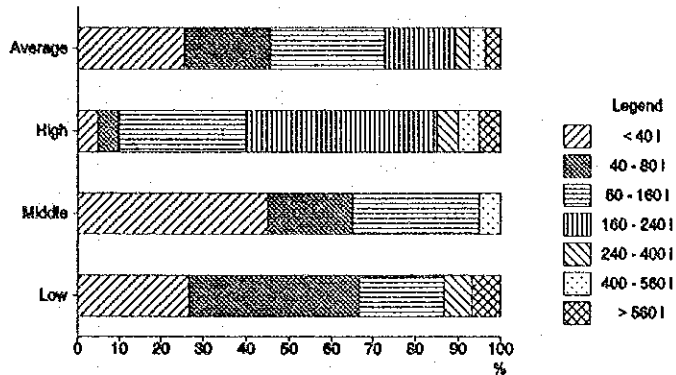
In San Lorenzo

No.	Answer	Residential			
		Low	Middle	High	Average
1	less than 40 liters	20.0%	11.1%	0.0%	10.3%
2	40-80 liters	20.0%	11.1%	40.0%	24.1%
3	80-160 liters	60.0%	77.8%	50.0%	62.1%
4	160-240 liters	0.0%	0.0%	10.0%	3.4%
5	240-400 liters	0.0%	0.0%	0.0%	0.0%
6	400-560 liters	0.0%	5.0%	0.0%	0.0%
7	more than 560 liters	0.0%	0.0%	0.0%	0.0%

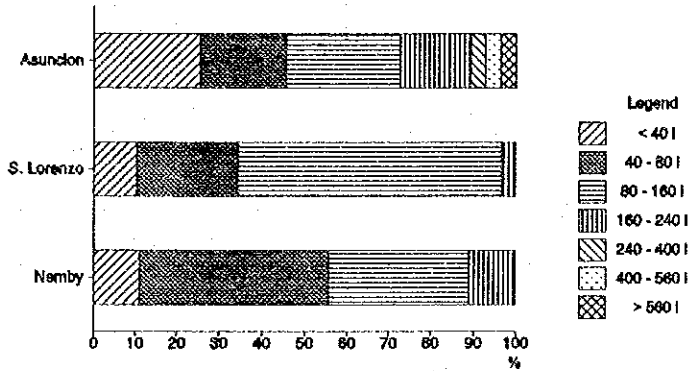
In Nemby

No.	Answer	Residential			
		Low	Middle	High	Average
1	less than 40 liters	11.1%	12.5%	10.0%	11.1%
2	40-80 liters	44.4%	50.0%	40.0%	44.4%
3	80-160 liters	33.3%	25.0%	40.0%	33.3%
4	160-240 liters	11.1%	12.5%	10.0%	11.1%
5	240-400 liters	0.0%	0.0%	0.0%	0.0%
6	400-560 liters	0.0%	0.0%	0.0%	0.0%
7	more than 560 liters	0.0%	0.0%	0.0%	0.0%

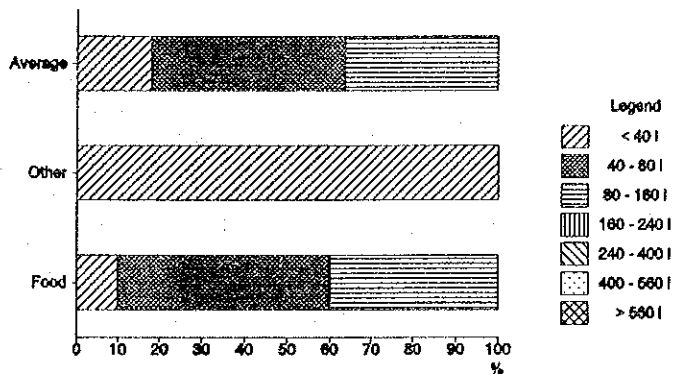
Residential Area in Asuncion



Residential Area in 3 Cities



Commercial Area in Asuncion



Q3-13 How do you discharge your garden wastes?

In Asuncion

No.	Answer	Residential				Commercial		
		Low	Middle	High	Average	Food	Other	Average
1	Discharge at the collection point with the other waste	73.3%	70.0%	90.0%	78.2%	40.0%	100.0%	45.5%
2	Self-dispose (open combustion/burning, bury in the backyard, etc.)	6.7%	20.0%	5.0%	10.9%	50.0%	0.0%	45.5%
3	Composting (producing fertilizer from waste)	0.0%	10.0%	0.0%	3.6%	0.0%	0.0%	0.0%
4	I don't know	0.0%	0.0%	0.0%	0.0%	0.0%	0.0%	0.0%
5	Others	20.0%	0.0%	5.0%	7.3%	10.0%	0.0%	9.0

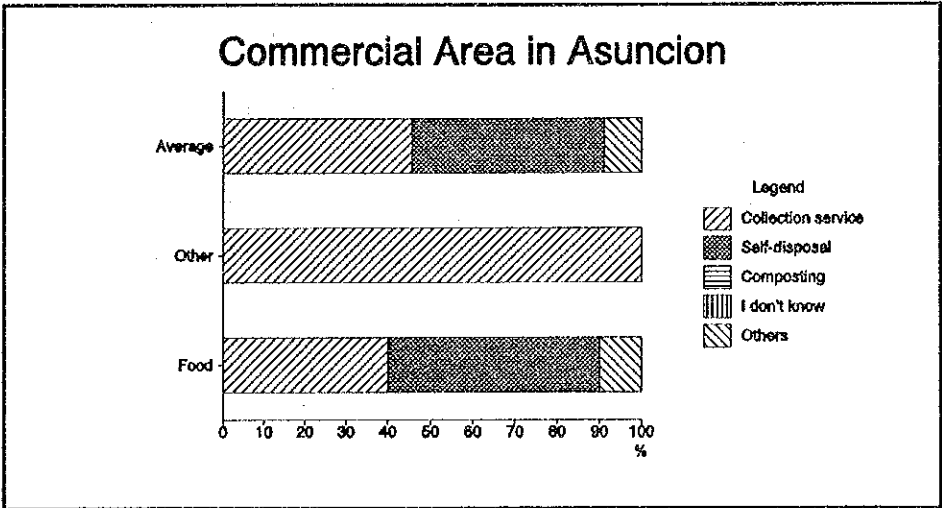
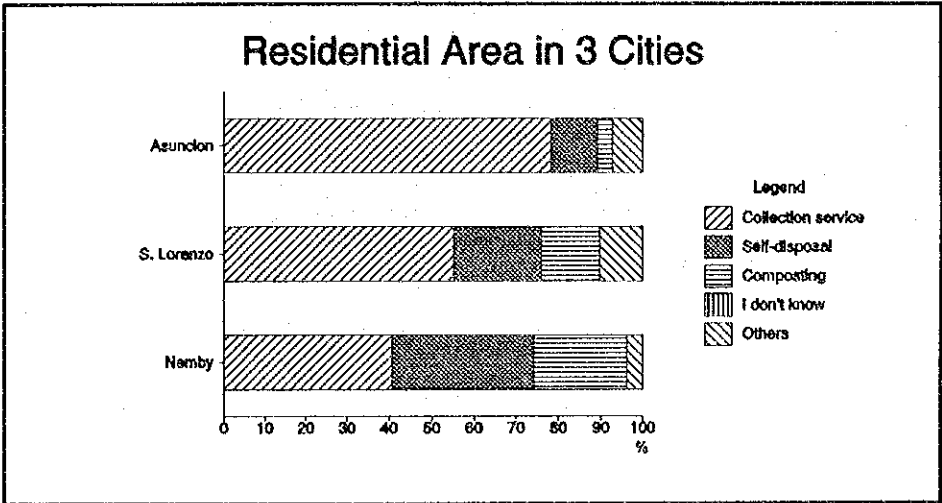
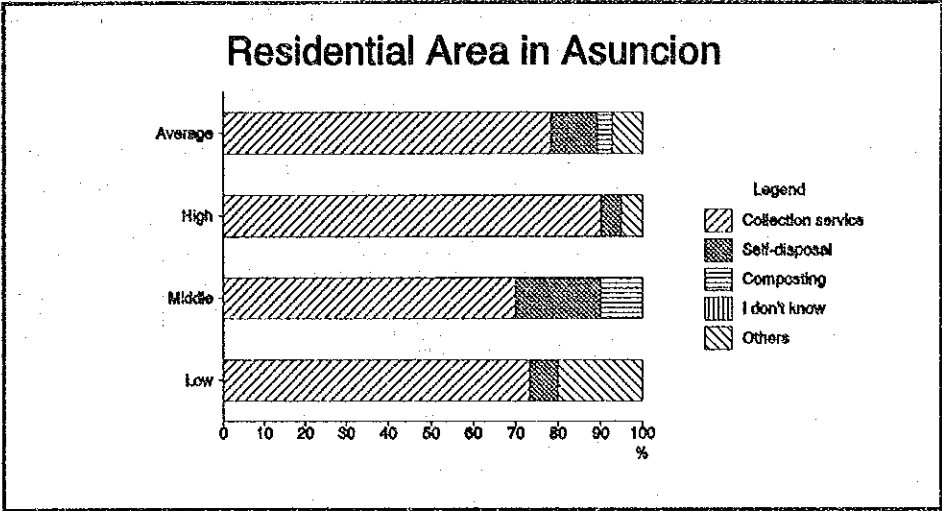
In San Lorenzo

No.	Answer	Residential			
		Low	Middle	High	Average
1	Discharge at the collection point with the other waste	10.0%	66.7%	90.0%	55.2%
2	Self-dispose (open combustion/burning, bury in the backyard, etc.)	40.0%	11.1%	10.0%	20.7%
3	Composting (producing fertilizer from waste)	20.0%	22.2%	0.0%	13.8%
4	I don't know	0.0%	0.0%	0.0%	0.0%
5	Others	30.0%	0.0%	0.0%	10.3%

In Nemby

No.	Answer	Residential			
		Low	Middle	High	Average
1	Discharge at the collection point with the other waste	22.2%	50.0%	50.0%	40.8%
2	Self-dispose (open combustion/burning, bury in the backyard, etc.)	44.4%	25.0%	30.0%	33.3%
3	Composting (producing fertilizer from waste)	33.3%	12.5%	20.0%	22.2%
4	I don't know	0.0%	0.0%	0.0%	0.0%
5	Others	0.0%	12.5%	0.0%	3.7%

If the answer is 2 or 3, please answer question Q3-14



Q3-14 If the waste discharged from your house is collected regularly, will you discharge the garden waste with the other waste?

In Asuncion

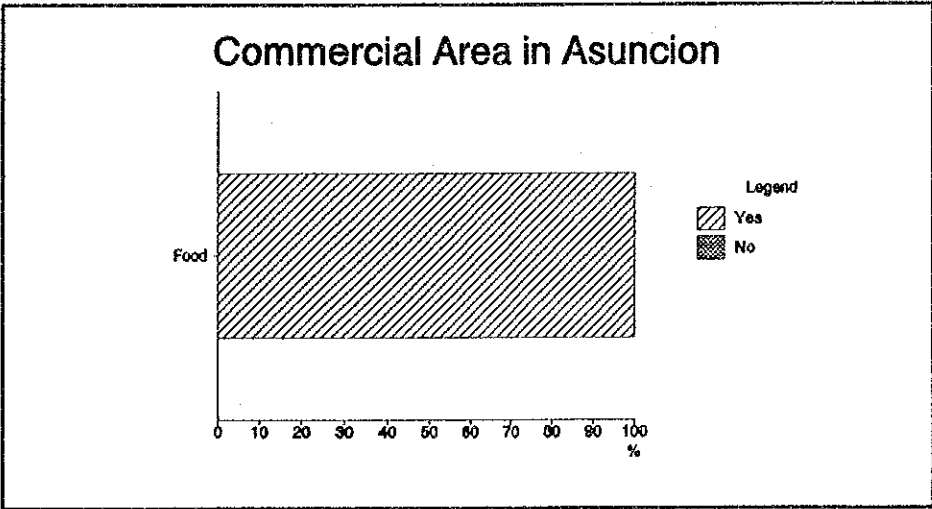
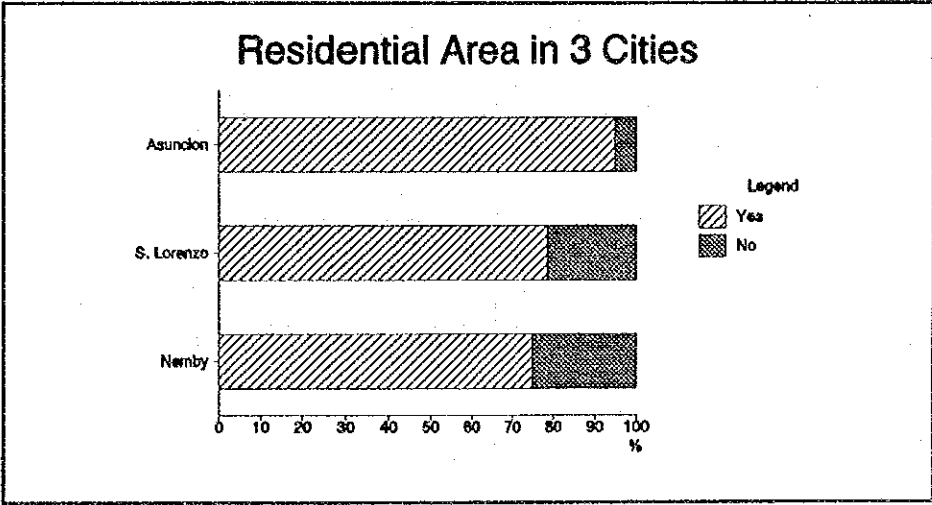
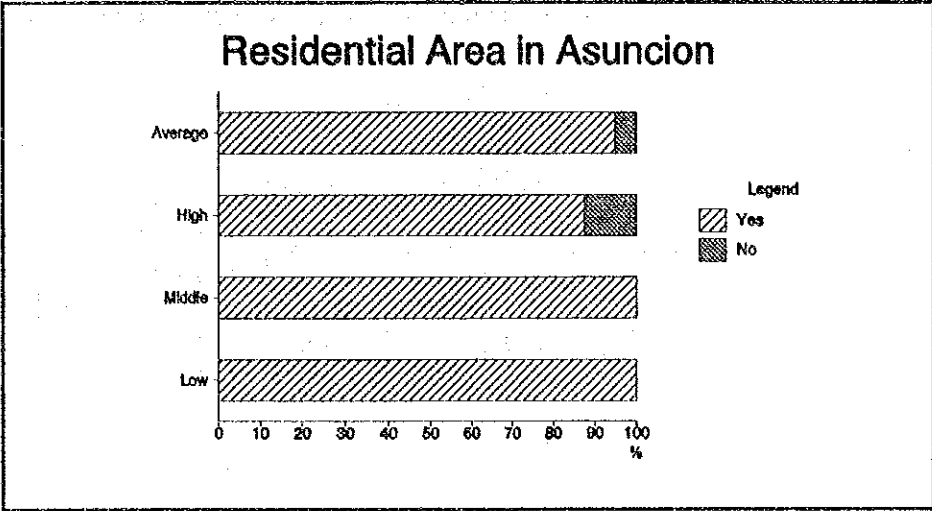
No.	Answer	Residential				Commercial		
		Low	Middle	High	Average	Food	Others	Average
1	Yes	100.0%	100.0%	87.5%	95.0%	100.0%	N.A.	100.0%
2	No	0.0%	0.0%	12.5%	5.0%	0.0%	N.A.	0.0%

In San Lorenzo

No.	Answer	Residential			
		Low	Middle	High	Average
1	Yes	75.0%	100.0%	0.0%	78.6%
2	No	25.0%	0.0%	100.0%	21.4%

In Nemby

No.	Answer	Residential			
		Low	Middle	High	Average
1	Yes	100.0%	75.0%	40.0%	75.0%
2	No	0.0%	25.0%	60.0%	25.0%



Q3-15 Does anyone in your family or employee sweep the road shoulder or public area adjacent to your house?

In Asuncion

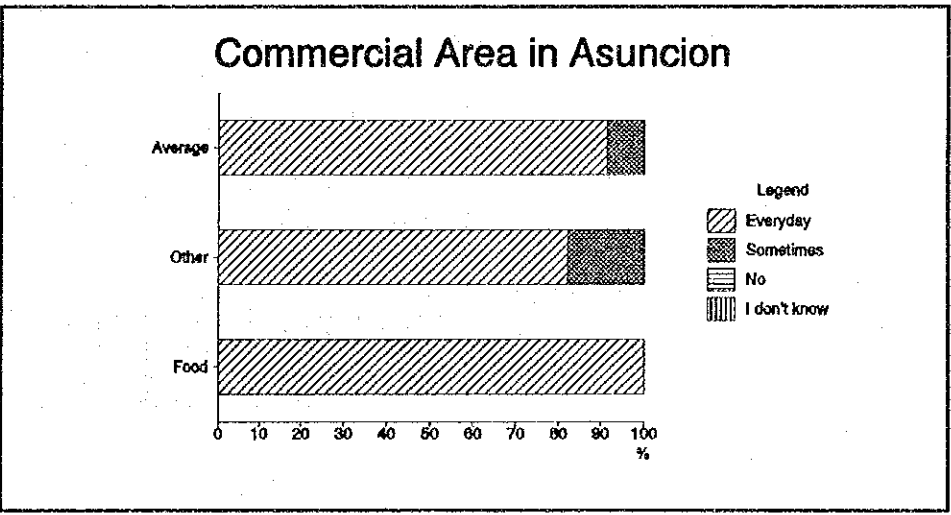
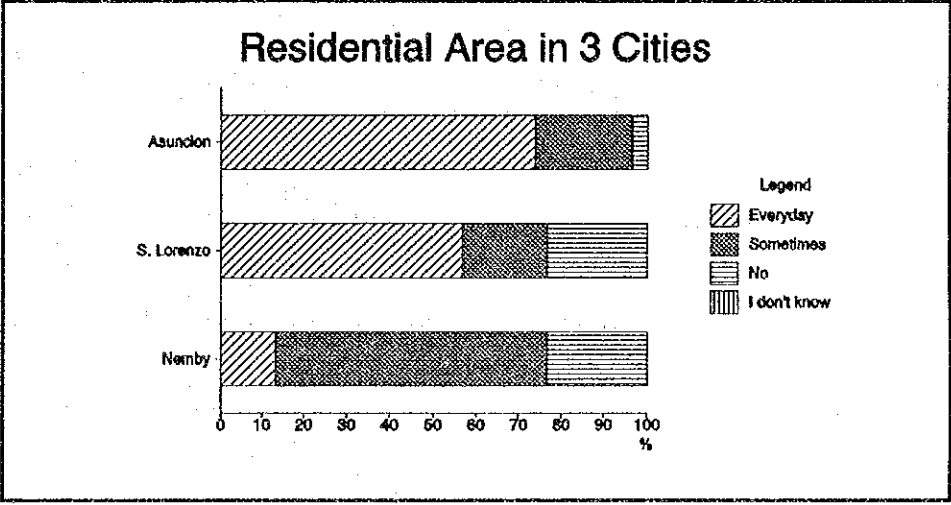
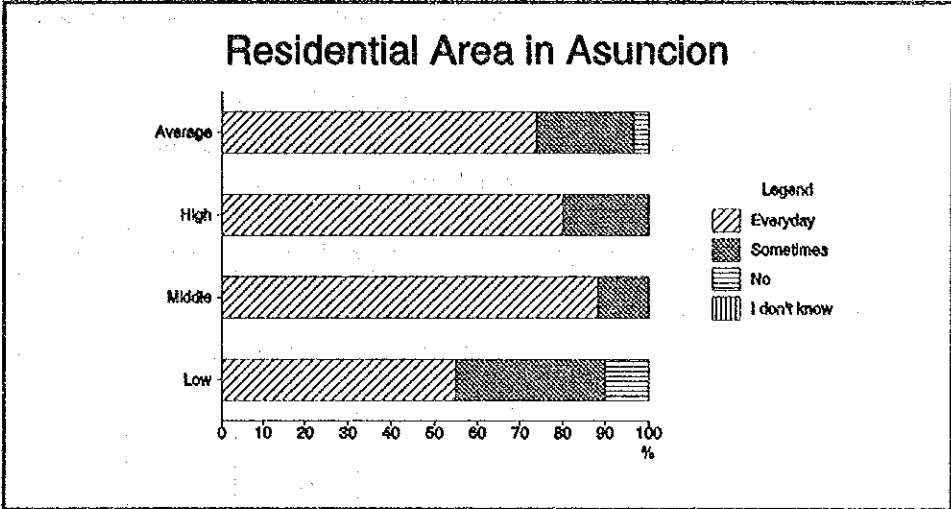
No.	Answer	Residential				Commercial		
		Low	Middle	High	Average	Food	Others	Average
1	Yes, everyday	55.0%	88.2%	80.0%	73.7%	100.0	82.1%	91.4%
2	Yes, sometimes	35.0%	11.8%	20.0%	22.8%	0.0	17.9%	8.6%
3	No	10.0%	0.0%	0.0%	3.5%	0.0	0.0%	0.0%
4	I don't know	0.0%	0.0%	0.0%	0.0%	0.0	0.0%	0.0%

In San Lorenzo

No.	Answer	Residential			
		Low	Middle	High	Average
1	Yes, everyday	40.0%	50.0%	80.0%	56.7%
2	Yes, sometimes	20.0%	20.0%	20.0%	20.0%
3	No	40.0%	30.0%	0.0%	23.3%
4	I don't know	0.0%	0.0%	0.0%	0.0%

In Nemby

No.	Answer	Residential			
		Low	Middle	High	Average
1	Yes, everyday	0.0%	0.0%	40.0%	13.3%
2	Yes, sometimes	60.0%	80.0%	50.0%	63.4%
3	No	40.0%	20.0%	10.0%	23.3%
4	I don't know	0.0%	0.0%	0.0%	0.0%



Q3-16 How are your bulky wastes disposed? (such as large condemned furniture or electric appliances)

In Asuncion

No.	Answer	Residential				Commercial		
		Low	Middle	High	Average	Food	Other	Average
1	Collected by the regular collection services	0.0%	0.0%	0.0%	0.0%	0.0%	0.0%	0.0%
2	Sold and/or collected by special collector	5.0%	10.0%	10.0%	8.3%	0.0%	7.1%	3.4%
3	Carry to landfill site by ourselves	0.0%	0.0%	0.0%	0.0%	0.0%	7.1%	3.4%
4	Sold to Junkyard	5.0%	0.0%	0.0%	1.7%	0.0%	0.0%	0.0%
5	Collected during the "Open Hand" campaign	15.0%	70.0%	40.0%	41.7%	3.3%	7.1%	5.2%
6	We don't generate bulky wastes in my house	35.0%	15.0%	40.0%	30.0%	83.4%	78.7%	81.1%
7	Others	40.0%	5.0%	10.0%	18.3%	10.0%	0.0%	5.2%
8	I don't know	0.0%	0.0%	0.0%	0.0%	3.3%	0.0%	1.7%

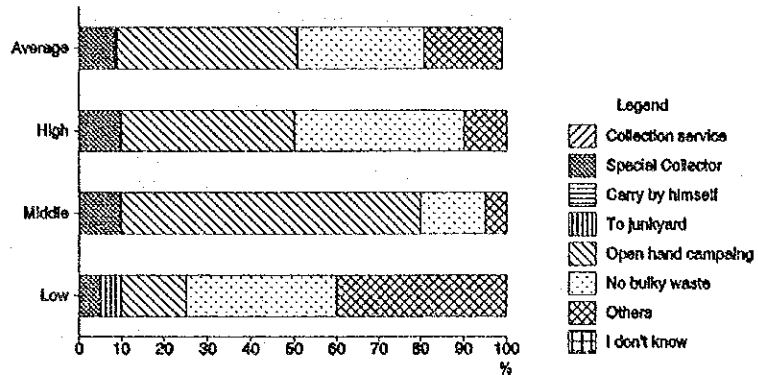
In San Lorenzo

No.	Answer	Residential			
		Low	Middle	High	Average
1	Collected by the regular collection services	0.0%	10.0%	0.0%	3.3%
2	Sold and/or collected by special collector	0.0%	0.0%	10.0%	3.3%
3	Carry to landfill site by ourselves	0.0%	0.0%	0.0%	0.0%
4	Sold to Junkyard	0.0%	0.0%	0.0%	0.0%
5	Collected during the "Open Hand" campaign	10.0%	20.0%	40.0%	23.3%
6	We don't generate bulky wastes in my house	70.0%	30.0%	10.0%	36.8%
7	Others	20.0%	30.0%	10.0%	20.0%
8	I don't know	0.0%	10.0%	30.0%	13.3%

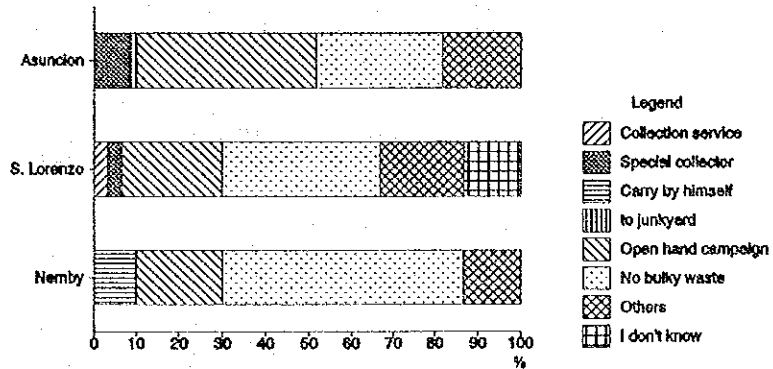
In Nemby

No.	Answer	Residential			
		Low	Middle	High	Average
1	Collected by the regular collection services	0.0%	0.0%	0.0%	0.0%
2	Sold and/or collected by special collector	0.0%	0.0%	0.0%	0.0%
3	Carry to landfill site by ourselves	10.0%	10.0%	10.0%	10.0%
4	Sold to Junkyard	0.0%	0.0%	0.0%	0.0%
5	Collected during the "Open Hand" campaign	0.0%	20.0%	40.0%	20.0%
6	We don't generate bulky wastes in my house	80.0%	60.0%	30.0%	56.7%
7	Others	10.0%	10.0%	20.0%	13.3%
8	I don't know	0.0%	0.0%	0.0%	0.0%

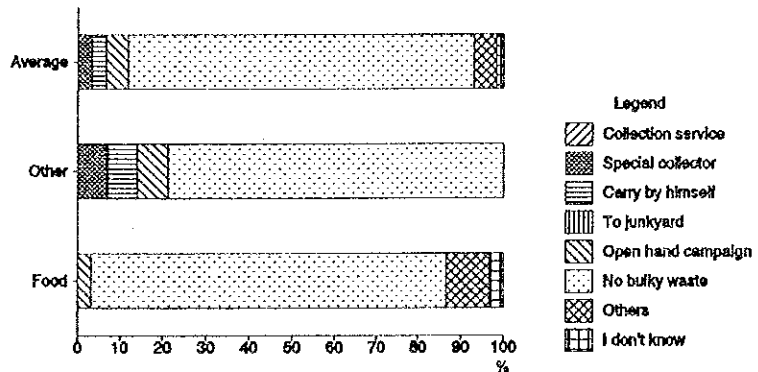
Residential Area in Asuncion



Residential Area in 3 Cities



Commercial Area in Asuncion



IV Questions on Waste Collection Services in Specific Areas

Q4.1 Are there waste collection service in your area?

In Asuncion

No.	Answer	Residential				Commercial		
		Low	Middle	High	Average	Food	Other	Average
1	Yes	35.0%	100.0%	100.0%	78.3%	100.0%	96.6%	98.3%
2	No	65.0%	0.0%	0.0%	21.7%	0.0%	3.4%	1.7%
3	I don't Know	0.0%	0.0%	0.0%	0.0%	0.0%	0.0%	0.0%

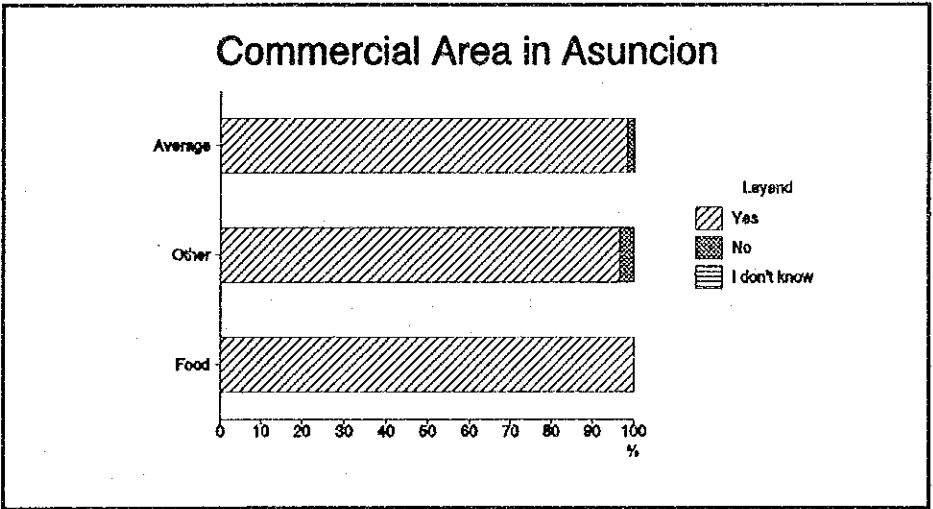
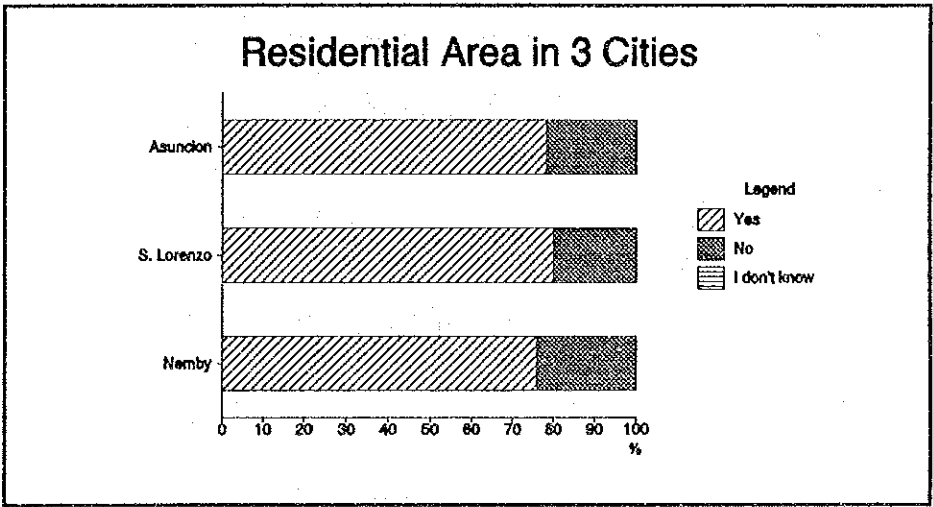
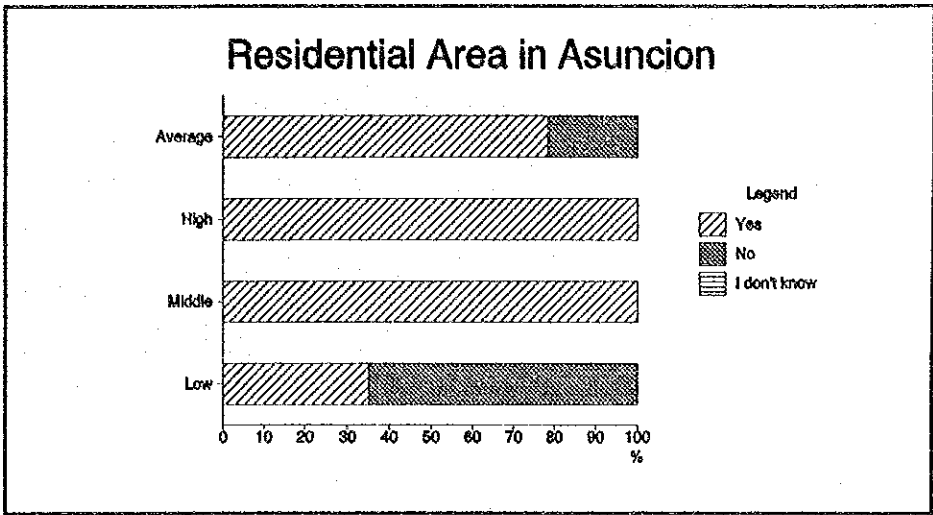
In San Lorenzo

No.	Answer	Residential			
		Low	Middle	High	Average
1	Yes	40.0%	100.0%	100.0%	80.0%
2	No	60.0%	0.0%	0.0%	20.0%
3	I don't Know	0.0%	0.0%	0.0%	0.0%

In Nemby

No.	Answer	Residential			
		Low	Middle	High	Average
1	Yes	70.0%	88.9%	70.0%	75.9%
2	No	30.0%	11.1%	30.0%	24.1%
3	I don't Know	0.0%	0.0%	0.0%	0.0%

If "No", please go to V.



Q4-2 Who collects your wastes?

In Asuncion

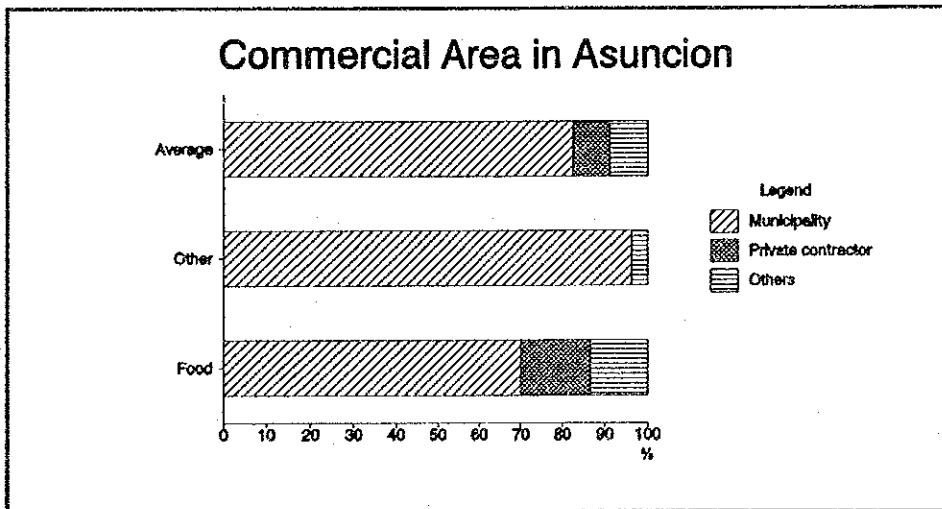
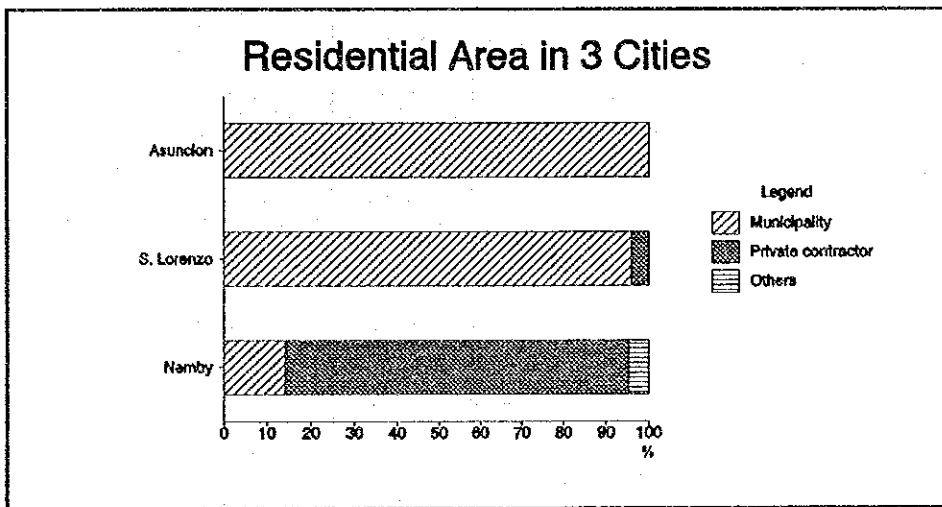
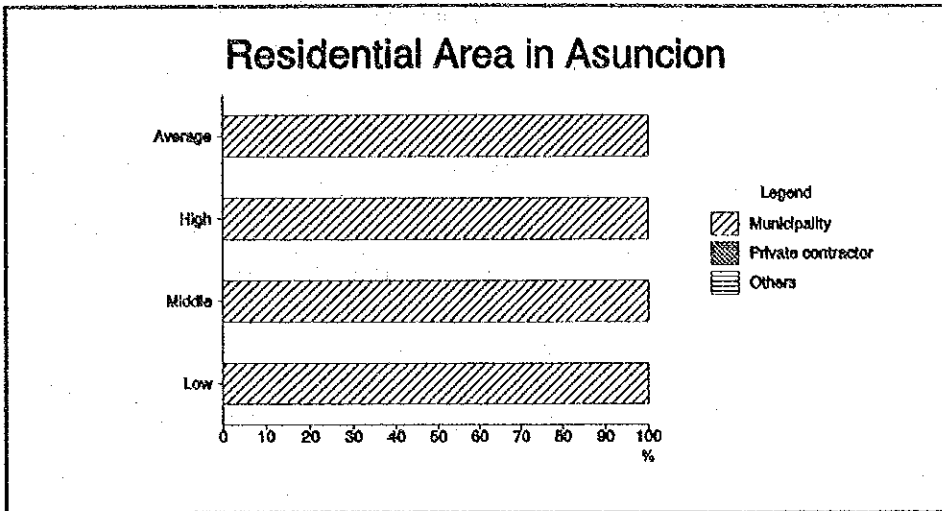
No.	Answer	Residential				Commercial		
		Low	Middle	High	Average	Food	Others	Average
1	Municipality	100.0%	100.0%	100.0%	100.0%	70.0%	96.3%	82.4%
2	Private contractor	0.0%	0.0%	0.0%	0.0%	16.7%	0.0%	8.8%
3	Others	0.0%	0.0%	0.0%	0.0%	13.3%	3.7%	8.8%

In San Lorenzo

No.	Answer	Residential			
		Low	Middle	High	Average
1	Municipality	100.0%	100.0%	90.0%	95.8%
2	Private contractor	0.0%	0.0%	10.0%	4.2%
3	Others	0.0%	0.0%	0.0%	0.0%

In Nemby

No.	Answer	Residential			
		Low	Middle	High	Average
1	Municipality	14.3%	28.6%	0.0%	14.3%
2	Private contractor	71.4%	71.4%	100.0%	81.0%
3	Others	14.3%	0.0%	0.0%	4.8%



Q4-3 Are you satisfied with the collection service?

In Asuncion

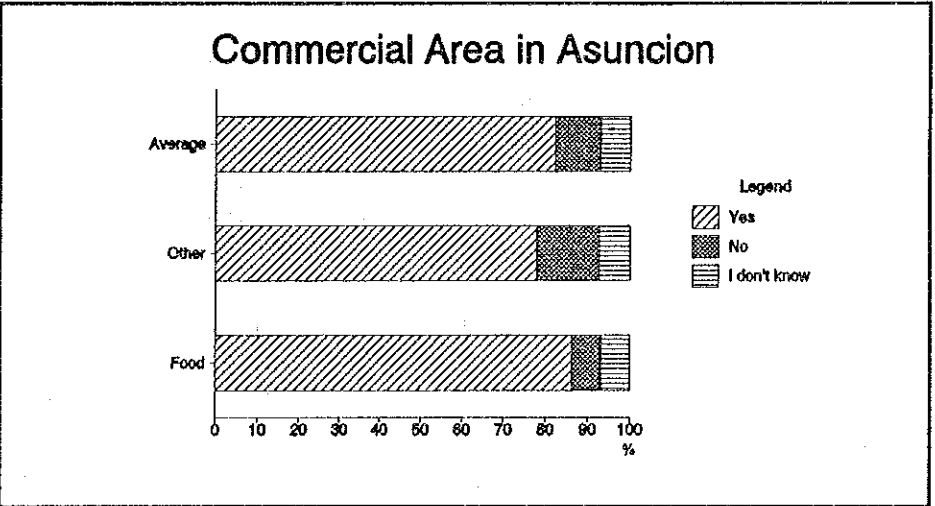
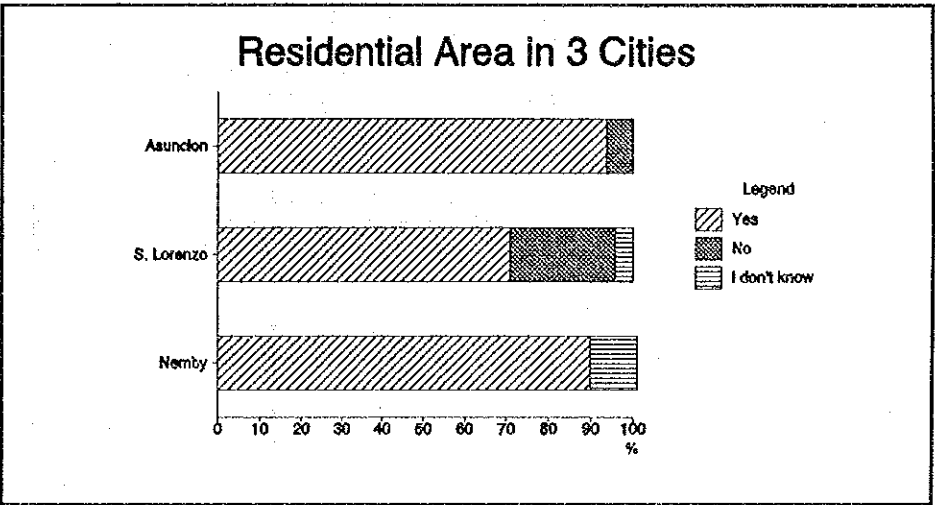
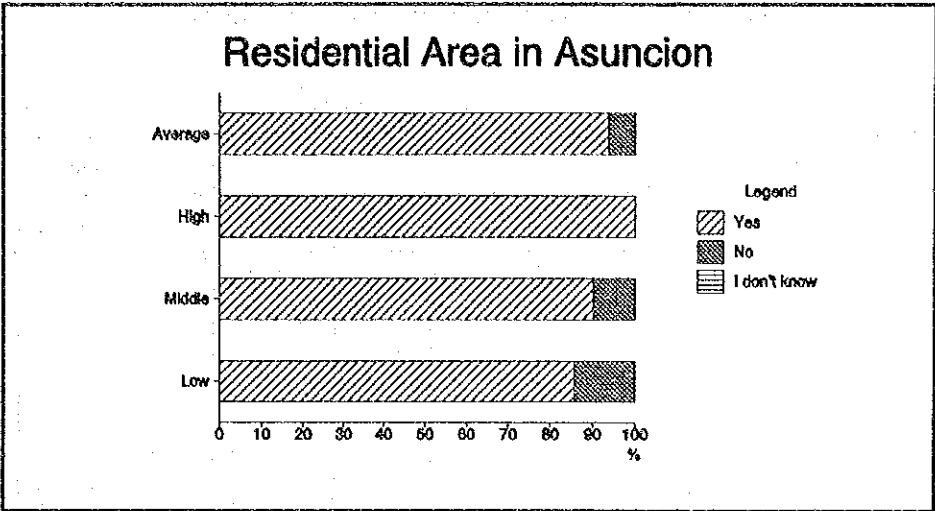
No.	Answer	Residential				Commercial		
		Low	Middle	High	Average	Food	Others	Average
1	Yes	85.7%	90.0%	100.0%	93.6%	86.2%	77.8%	82.2%
2	No	14.3%	10.0%	0.0%	6.4%	6.9%	14.8%	10.7%
3	I don't Know	0.0%	0.0%	0.0%	0.0%	6.9%	7.4%	7.1%

In San Lorenzo

No.	Answer	Residential			
		Low	Middle	High	Average
1	Yes	25.0%	70.0%	90.0%	70.8%
2	No	75.0%	30.0%	0.0%	25.0%
3	I don't Know	0.0%	0.0%	10.0%	4.2%

In Nemby

No.	Answer	Residential			
		Low	Middle	High	Average
1	Yes	100.0%	75.0%	100.0%	88.9%
2	No	0.0%	0.0%	0.0%	0.0%
3	I don't Know	0.0%	25.0%	0.0%	11.1%



Q4-4 If "No", what are the reasons? (Plural answer question)

In Asuncion

unit:persons

No	Answer	Residential				Commercial		
		Low	Middle	High	Average	Food	Others	Average
1	Frequency of collection service is low	0	0		0	1	0	1
2	Collection time is irregular	0	1		1	0	1	1
3	Collection time is very early or very late	1	2		3	0	0	0
4	Behavior of workers is bad	0	0	N.A.	0	1	2	3
5	Collection fee is expensive	0	0		0	0	0	0
6	Collection fee system is not fair	0	0		0	0	0	0
7	Other	0	0		0	1	2	3

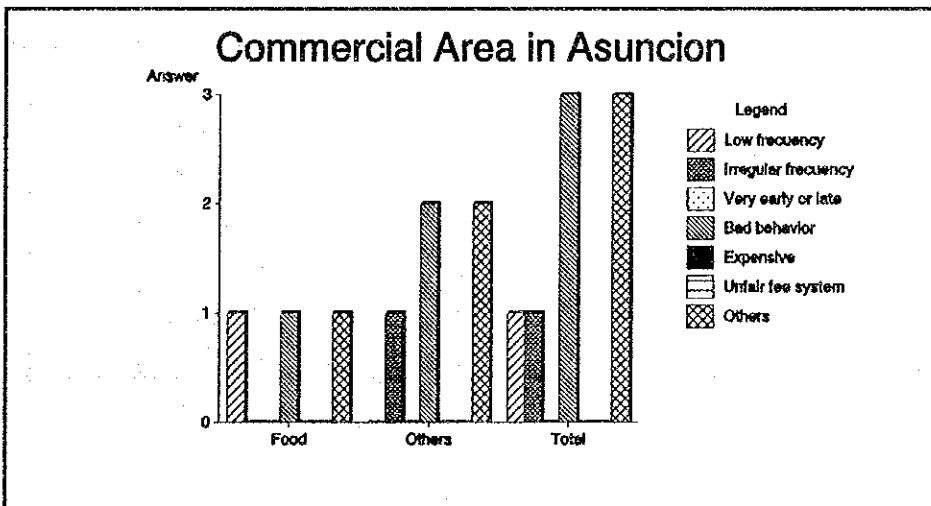
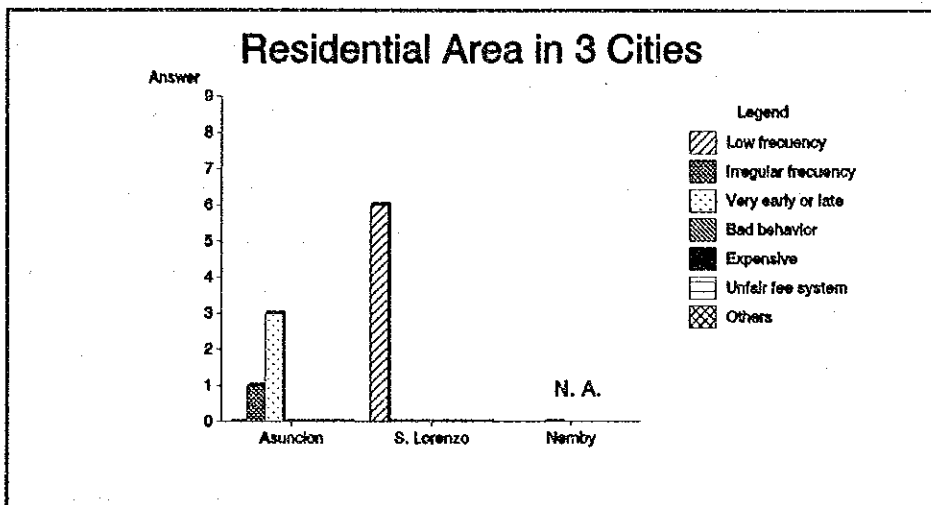
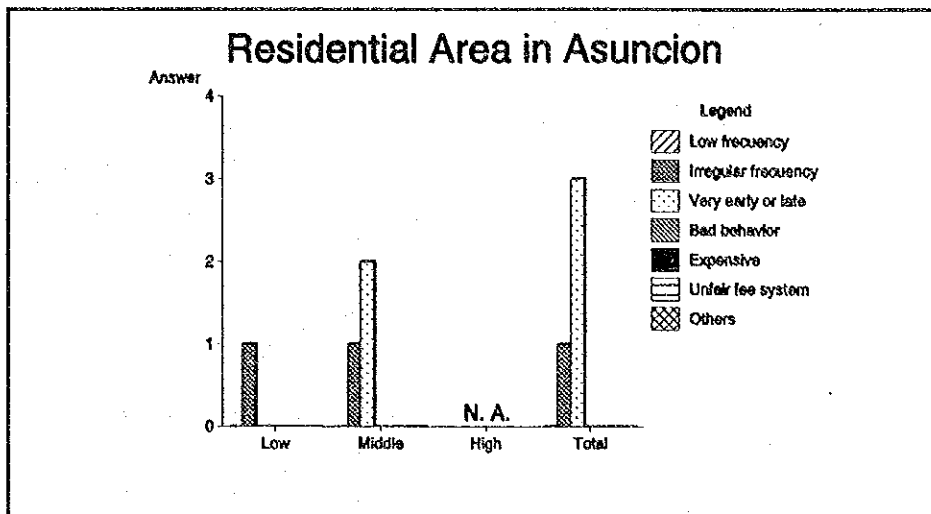
In San Lorenzo

unit:persons

No	Answer	Residential			
		Low	Middle	High	Average
1	Frequency of collection service is low	3	3		6
2	Collection time is irregular	0	0		0
3	Collection time is very early or very late	0	0		0
4	Behavior of workers is bad	0	0	N.A.	0
5	Collection fee is expensive	0	0		0
6	Collection fee system is not fair	0	0		0
7	Other	0	0		0

In Nemby

N.A.



4-5 How is your waste collected?

In Asuncion

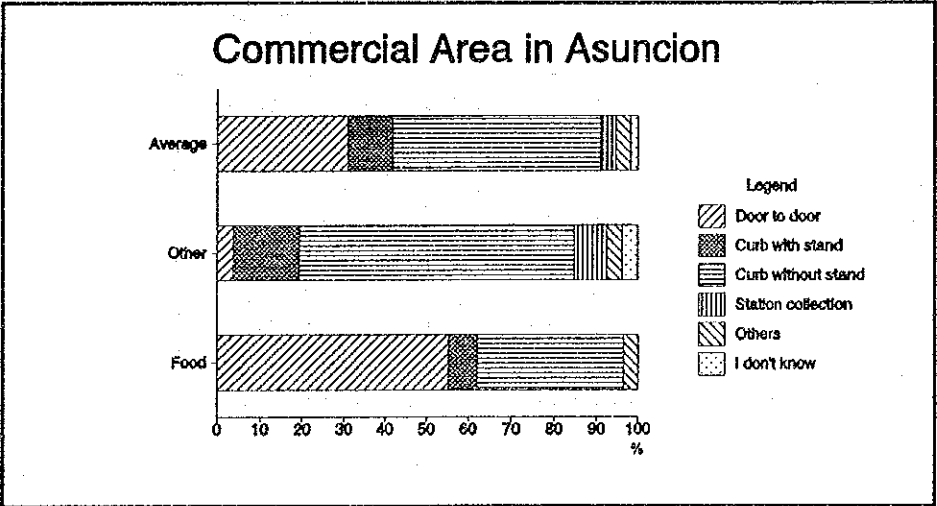
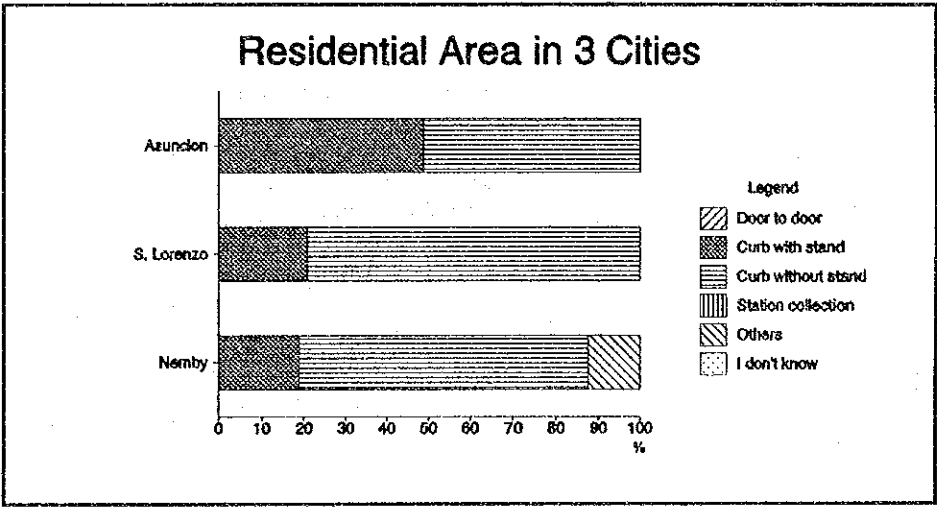
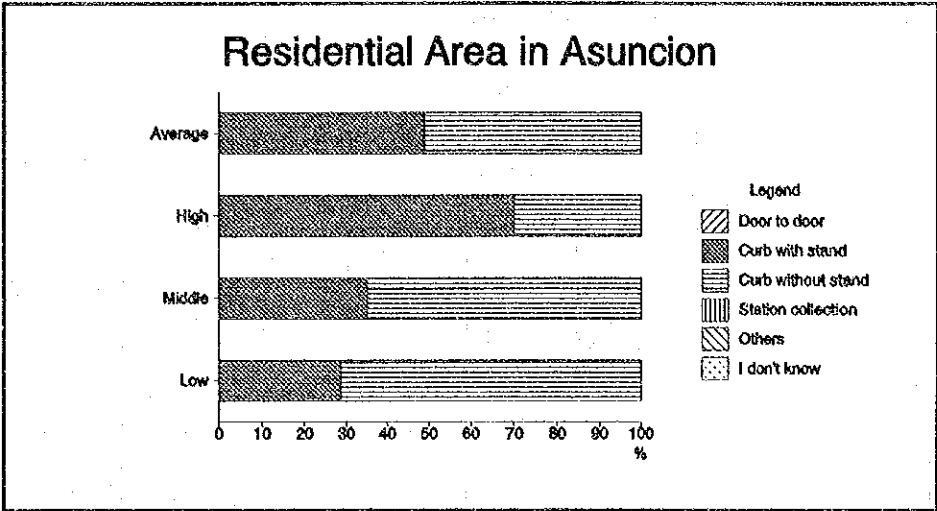
No.	Answer	Residential				Commercial		
		Low	Middle	High	Average	Food	Other	Average
1	Door to door collection system by collection worker	0.0%	0.0%	0.0%	0.0%	55.2%	3.8%	30.9%
2	Curb collection by garbage stand	28.6%	35.0%	70.0%	48.9%	6.9%	15.4%	10.9%
3	Curb collection without garbage stand	71.4%	65.0%	30.0%	51.1%	34.5%	65.4%	49.1%
4	Residents themselves carry wastes to a communal container or to a certain collection point	0.0%	0.0%	0.0%	0.0%	0.0%	7.7%	3.6%
5	Others	0.0%	0.0%	0.0%	0.0%	3.4%	3.8%	3.6%
6	I don't know	0.0%	0.0%	0.0%	0.0%	0.0%	3.8%	1.8%

In San Lorenzo

No.	Answer	Residential			
		Low	Middle	High	Average
1	Door to door collection system by collection worker	0.0%	0.0%	0.0%	0.0%
2	Curb collection by garbage stand	0.0%	40.0%	10.0%	20.8%
3	Curb collection without garbage stand	100.0%	60.0%	90.0%	79.2%
4	Residents themselves carry wastes to a communal container or to a certain collection point	0.0%	0.0%	0.0%	0.0%
5	Others	0.0%	0.0%	0.0%	0.0%
6	I don't know	0.0%	0.0%	0.0%	0.0%

In Nemby

No.	Answer	Residential			
		Low	Middle	High	Average
1	Door to door collection system by collection worker	0.0%	0.0%	0.0%	0.0%
2	Curb collection by garbage stand	0.0%	0.0%	42.9%	18.8%
3	Curb collection without garbage stand	100.0%	66.7%	57.1%	68.7%
4	Residents themselves carry wastes to a communal container or to a certain collection point	0.0%	0.0%	0.0%	0.0%
5	Others	0.0%	33.3%	0.0%	12.5%
6	I don't know	0.0%	0.0%	0.0%	0.0%



4-6 How often is your waste collected?

In Asuncion

No.	Answer	Residential				Commercial		
		Low	Middle	High	Average	Food	Others	Average
1	Everyday	0.0%	0.0%	0.0%	0.0%	66.7%	39.3%	53.4%
2	Six times a week	0.0%	0.0%	0.0%	0.0%	0.0%	3.6%	1.7%
3	Three times a week	100.0%	95.0%	100.0%	97.9%	33.3%	39.3%	36.2%
4	Twice a week	0.0%	5.0%	0.0%	2.1%	0.0%	7.1%	3.4%
5	Once a week	0.0%	0.0%	0.0%	0.0%	0.0%	0.0%	0.0%
6	Other	0.0%	0.0%	0.0%	0.0%	0.0%	3.6%	1.7%
7	I don't know	0.0%	0.0%	0.0%	0.0%	0.0%	7.1%	3.4%

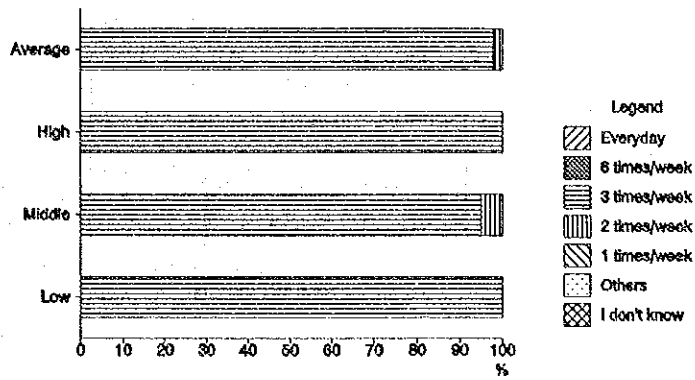
In San Lorenzo

No.	Answer	Residential			
		Low	Middle	High	Average
1	Everyday	0.0%	0.0%	0.0%	0.0%
2	Six times a week	0.0%	0.0%	0.0%	0.0%
3	Three times a week	0.0%	40.0%	100.0%	58.4%
4	Twice a week	75.0%	50.0%	0.0%	33.3%
5	Once a week	25.0%	10.0%	0.0%	8.3%
6	Other	0.0%	0.0%	0.0%	0.0%
7	I don't know	0.0%	0.0%	0.0%	0.0%

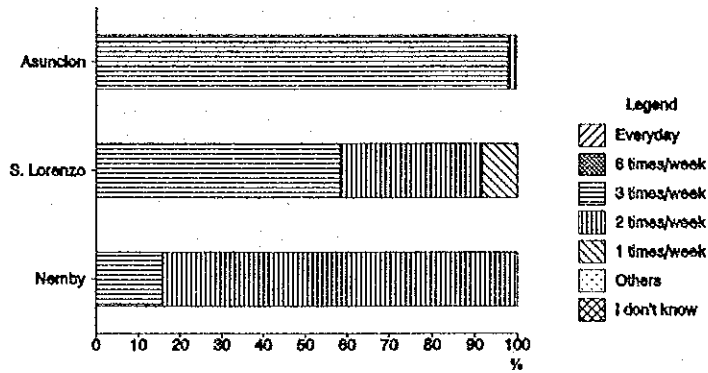
In Nemby

No.	Answer	Residential			
		Low	Middle	High	Average
1	Everyday	0.0%	0.0%	0.0%	0.0%
2	Six times a week	0.0%	0.0%	0.0%	0.0%
3	Three times a week	16.7%	16.7%	14.3%	15.8%
4	Twice a week	83.3%	83.3%	85.7%	84.2%
5	Once a week	0.0%	0.0%	0.0%	0.0%
6	Other	0.0%	0.0%	0.0%	0.0%
7	I don't know	0.0%	0.0%	0.0%	0.0%

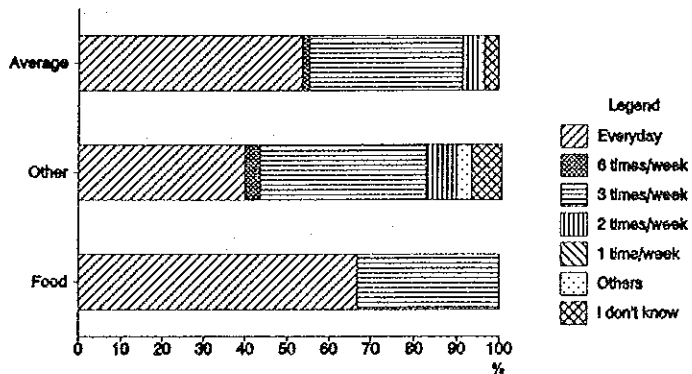
Residential Area in Asuncion



Residential Area in 3 Cities



Commercial Area in Asuncion



Q4-7 Is the collection service done at fixed time in the day?

In Asuncion

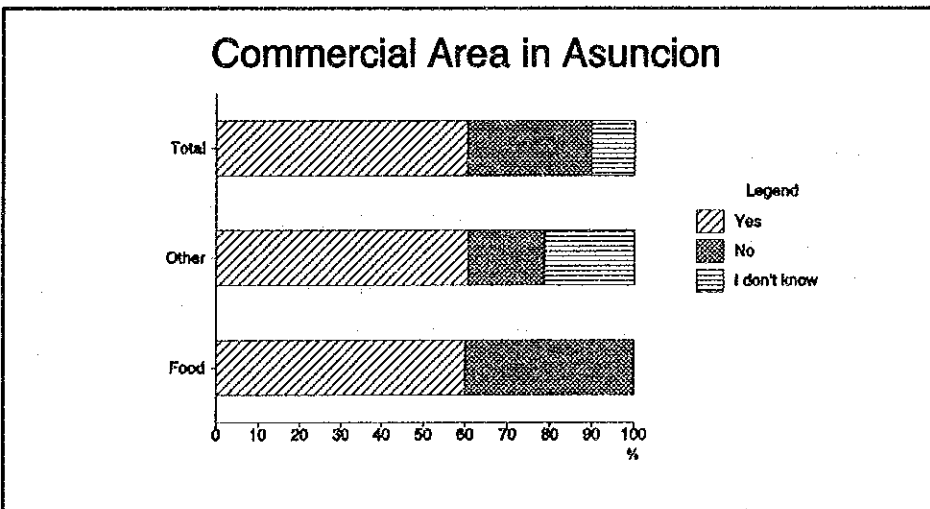
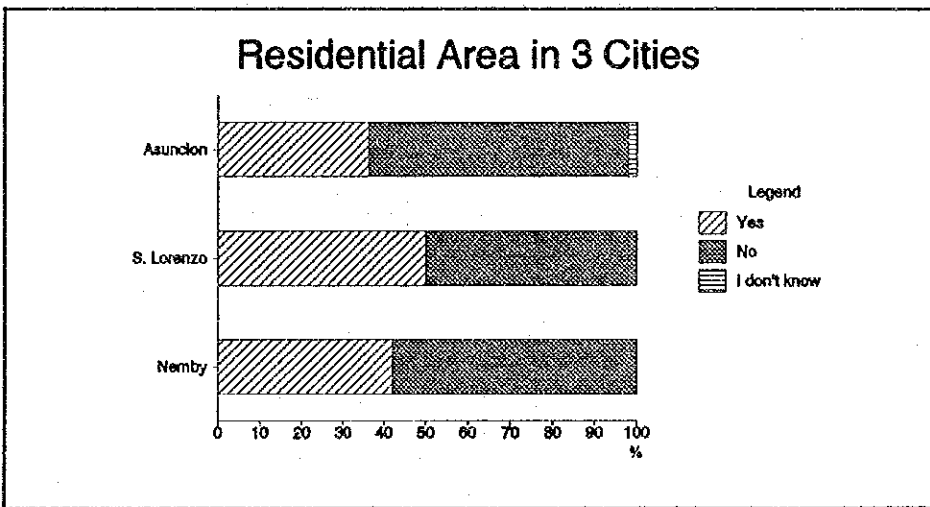
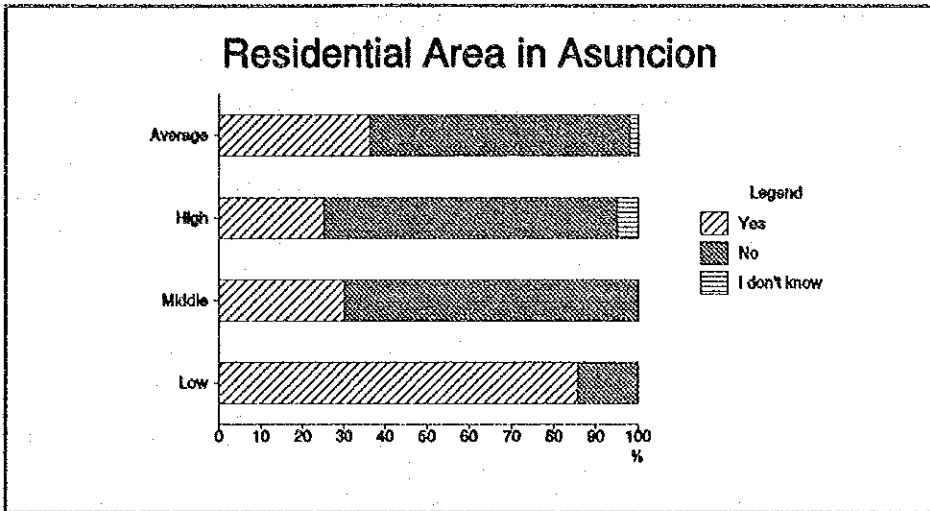
No.	Answer	Residential				Commercial		
		Low	Middle	High	Average	Food	Other	Average
1	Yes	85.7%	30.0%	25.0%	36.2%	60.0%	60.7%	60.4%
2	No	14.3%	70.0%	70.0%	61.7%	40.0%	17.9%	29.3%
3	I don't Know	0.0%	0.0%	5.0%	2.1%	0.0%	21.4%	10.3%

In San Lorenzo

No.	Answer	Residential			
		Low	Middle	High	Average
1	Yes	0.0%	60.0%	60.0%	50.0%
2	No	100.0%	40.0%	40.0%	50.0%
3	I don't Know	0.0%	0.0%	0.0%	0.0%

In Nemby

No.	Answer	Residential			
		Low	Middle	High	Average
1	Yes	0.0%	50.0%	71.4%	42.1%
2	No	100.0%	50.0%	28.6%	57.9%
3	I don't Know	0.0%	0.0%	0.0%	0.0%



V Questions on Resource Recovery and Recycling

Q5-1 If the municipality introduces a separate waste collection system to utilize waste(i.e. for instance you are requested to segregate your wastes into i.) compostable waste such as food waste, paper and garden waste ii.) recyclable waste such as metals and bottles and iii.) other wastes, would you cooperate with the system?

In Asuncion

No.	Answer	Residential				Commercial		
		Low	Middle	High	Average	Food	Others	Average
1	Yes	100.0%	90.0%	100.0%	96.7%	66.7%	100.0%	82.8%
2	No	0.0%	10.0%	0.0%	3.3%	33.3%	0.0%	17.2%

In San Lorenzo

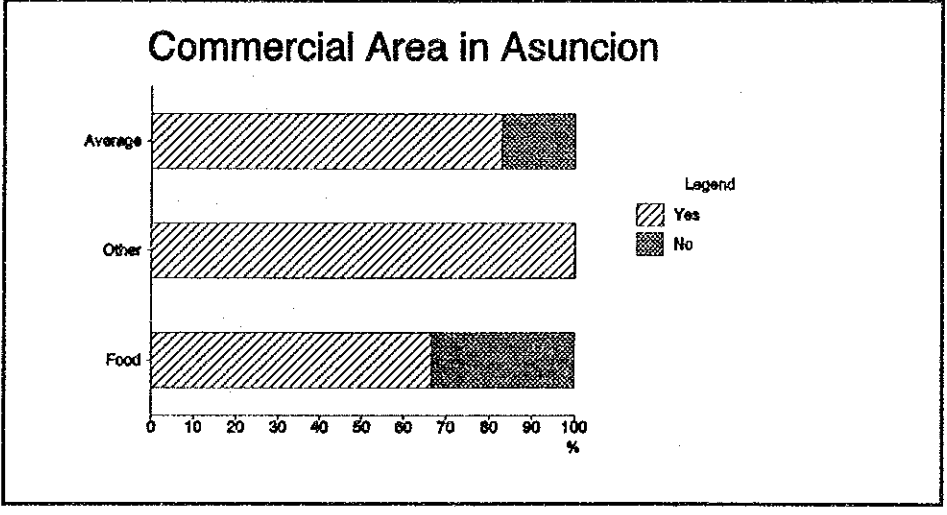
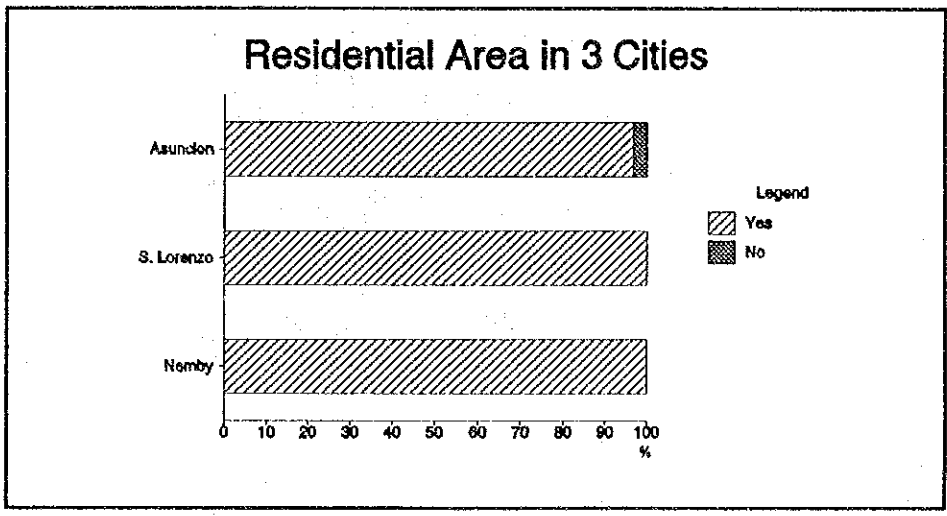
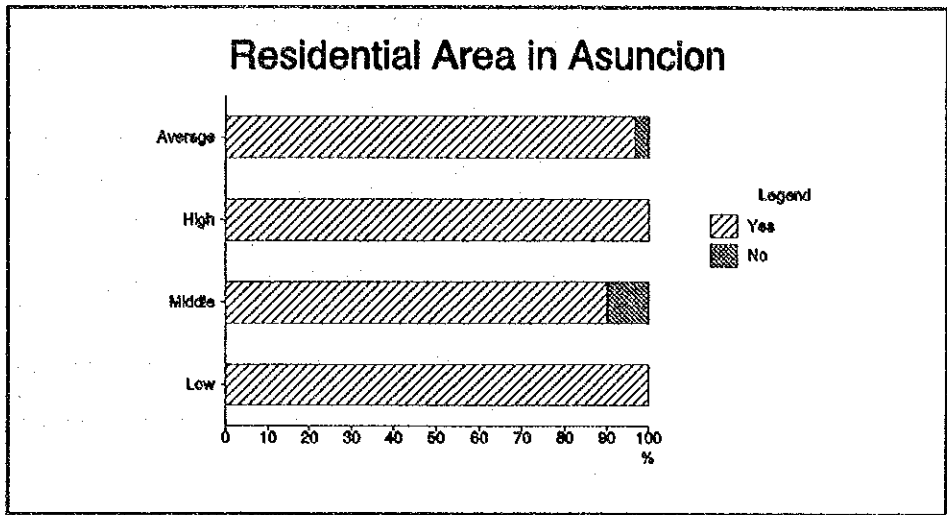
No.	Answer	Residential			
		Low	Middle	High	Average
1	Yes	100.0%	100.0%	100.0%	100.0%
2	No	0.0%	0.0%	0.0%	0.0%

In Nemby

No.	Answer	Residential			
		Low	Middle	High	Average
1	Yes	100.0%	100.0%	100.0%	100.0%
2	No	0.0%	0.0%	0.0%	0.0%

Q5-2 If "No", what are the reasons ? (Plural answer question)

Only two interviewees answered "I do not want to cooperate with the separate waste collection system" in question 5-1. In question 5-2, both of them answered the reason of "It requires certain effort".



Q5-3 Do you think resource recovery from wastes and recycling are necessary?

In Asuncion

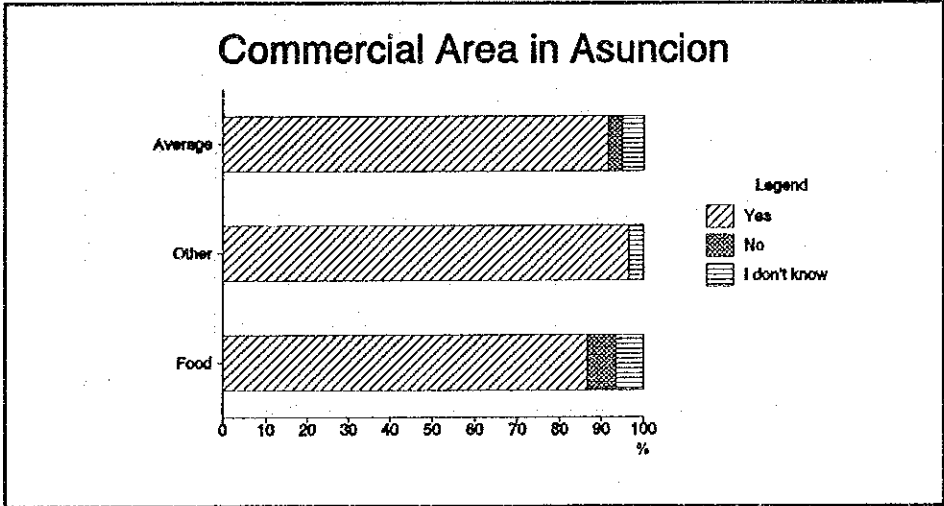
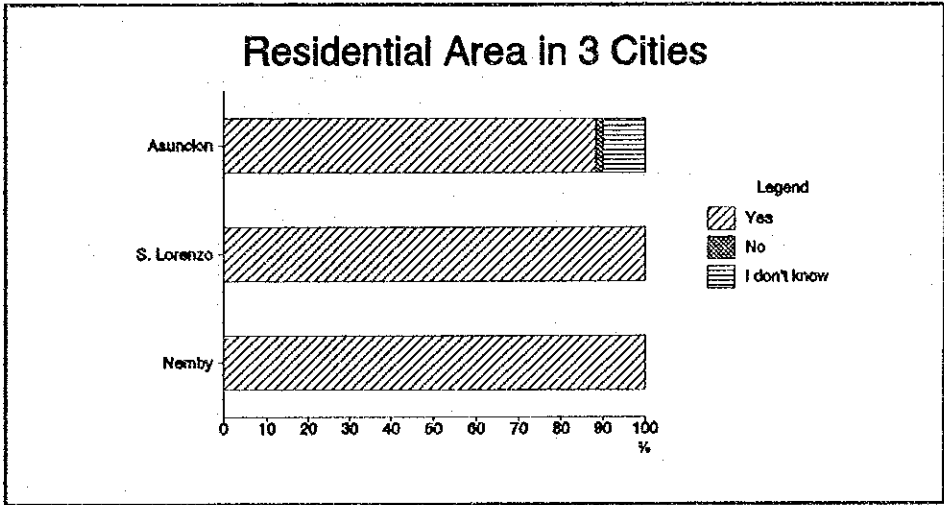
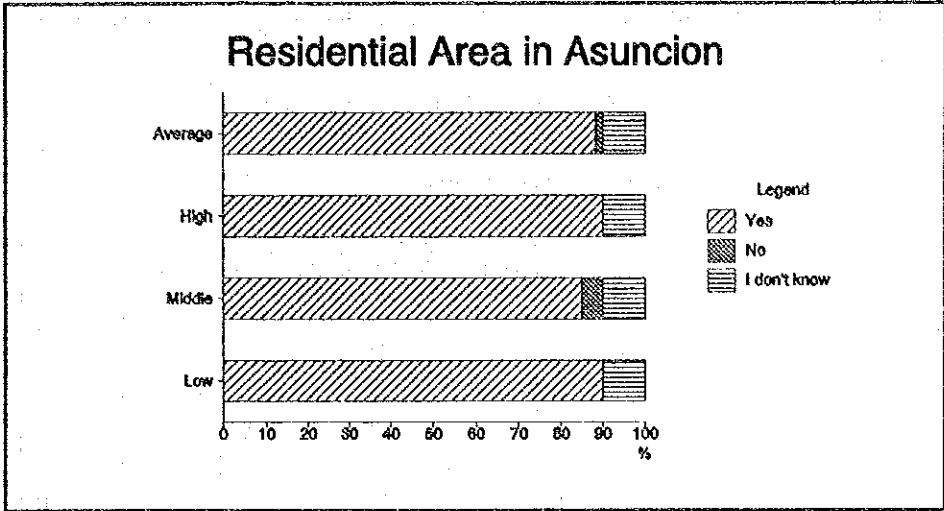
No.	Answer	Residential				Commercial		
		Low	Middle	High	Average	Food	Others	Average
1	Yes	90.0%	85.0%	90.0%	88.3%	86.6%	96.4%	91.4%
2	No	0.0%	5.0%	0.0%	1.7%	6.7%	0.0%	3.4%
3	I don't Know	10.0%	10.0%	10.0%	10.0%	6.7%	3.6%	5.2%

In San Lorenzo

No.	Answer	Residential			
		Low	Middle	High	Average
1	Yes	100.0%	100.0%	100.0%	100.0%
2	No	0.0%	0.0%	0.0%	0.0%
3	I don't Know	0.0%	0.0%	0.0%	0.0%

In Nemby

No.	Answer	Residential			
		Low	Middle	High	Average
1	Yes	100.0%	100.0%	100.0%	100.0%
2	No	0.0%	0.0%	0.0%	0.0%
3	I don't Know	0.0%	0.0%	0.0%	0.0%



Q5-4 What kinds of resource recovery from wastes and recycling do you know? (Plural answer question)

In Asuncion

unit: answers

No.	Answer	Residential				Commercial		
		Low	Middle	High	Average	Food	Others	Average
1	Recycling or reusable materials such as papers, bottles, etc.	11	6	7	24	12	10	22
2	Composting (Fertilizer from wastes).	0	1	1	2	2	1	3
3	Heat recovery by incineration.	0	0	1				0
4	Others	0	0	1	1	0	0	0
5	I don't know	9	14	11				34
					1	0	0	
					34	16	18	

In San Lorenzo

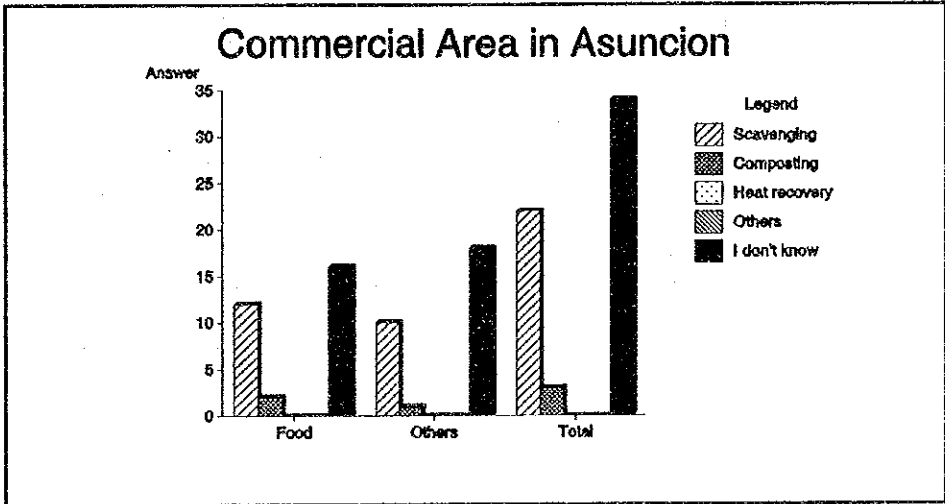
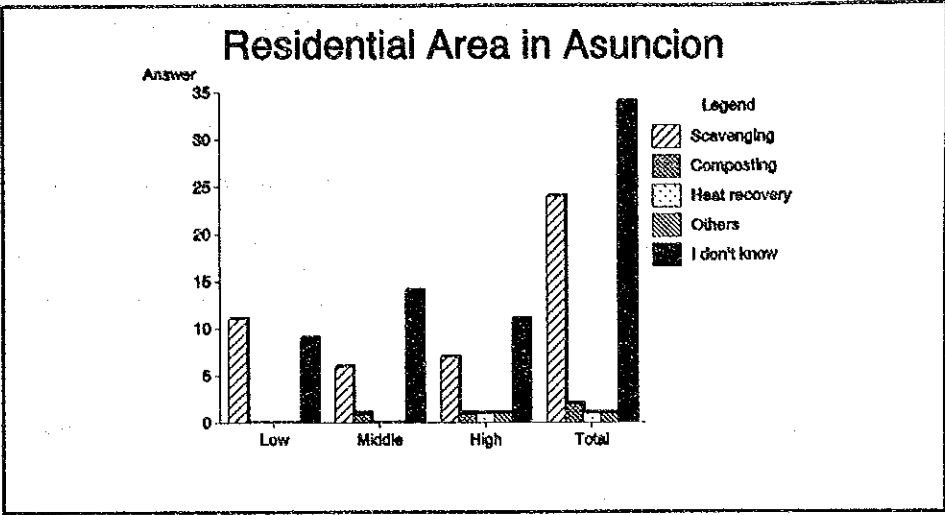
unit: answers

No.	Answer	Residential			
		Low	Middle	High	Average
1	Recycling or reusable materials such as papers, bottles, etc.	2	2	1	5
2	Composting (Fertilizer from wastes).	4	6	1	11
3	Heat recovery by incineration.	0	0	0	0
4	Others	0	0	0	0
5	I don't know	4	3	8	15

In Nemby

unit: answers

No.	Answer	Residential			
		Low	Middle	High	Average
1	Recycling or reusable materials such as papers, bottles, etc.	1	0	2	3
2	Composting (Fertilizer from wastes).	4	3	4	11
3	Heat recovery by incineration.	0	0	0	0
4	Others	0	0	0	0
5	I don't know	5	7	4	16



Q5-5 Is there someone who comes around to collect or buy your reusable or recyclable materials?

In Asuncion

No.	Answer	Residential				Commercial		
		Low	Middle	High	Average	Food	Others	Average
1	Yes	70.0%	65.0%	50.0%	61.6%	16.7%	51.9%	33.3%
2	No	30.0%	35.0%	45.0%	36.7%	80.0%	48.1%	64.9%
3	I don't Know	0.0%	0.0%	5.0%	1.7%	3.3%	0.0%	1.8%

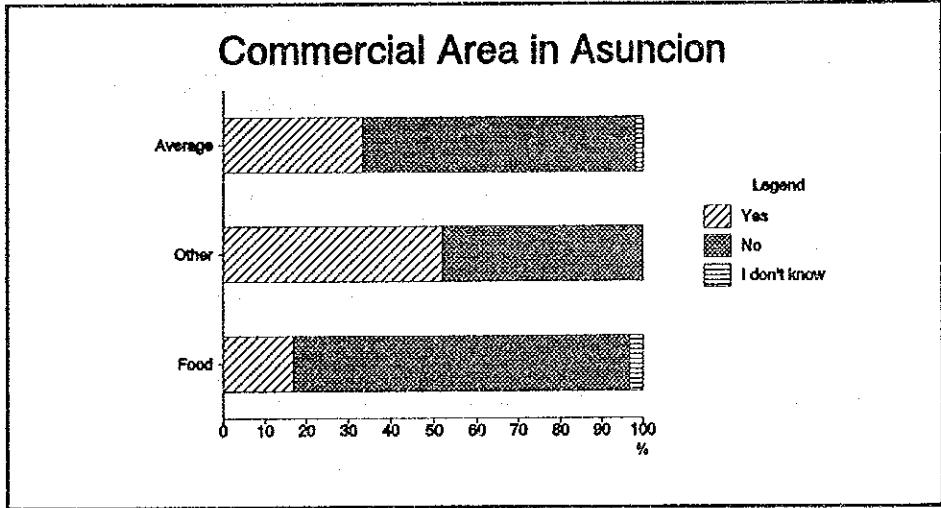
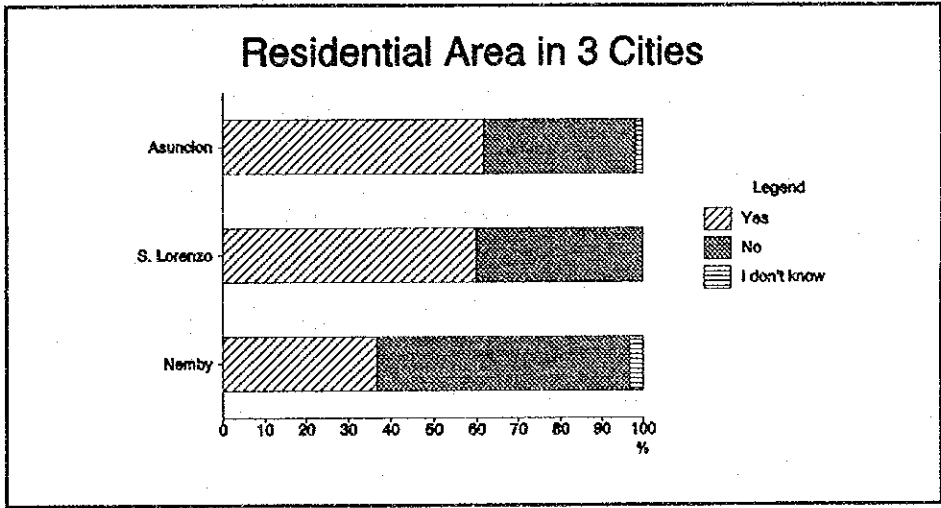
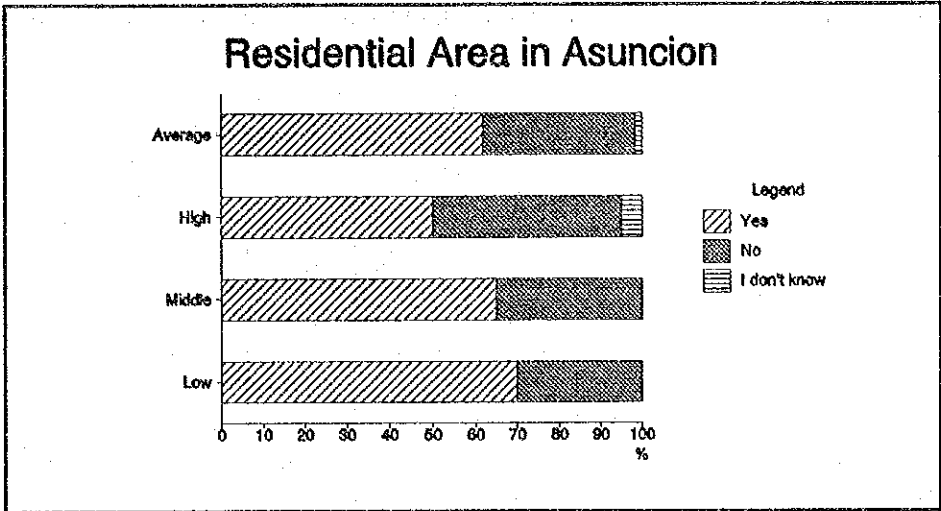
In San Lorenzo

No.	Answer	Residential			
		Low	Middle	High	Average
1	Yes	60.0%	50.0%	70.0%	60.0%
2	No	40.0%	50.0%	30.0%	40.0%
3	I don't Know	0.0%	0.0%	0.0%	0.0%

In Nemby

No.	Answer	Residential			
		Low	Middle	High	Average
1	Yes	40.0%	10.0%	60.0%	36.7%
2	No	60.0%	80.0%	40.0%	60.0%
3	I don't Know	0.0%	10.0%	0.0%	3.3%

If "No", please go to Q5-8.



Q5-6 How often does the collector of recyclable materials come around your place?

In Asuncion

No.	Answer	Residential				Commercial		
		Low	Middle	High	Average	Food	Other	Average
1	Once a week	21.4%	25.0%	0.0%	15.6%	16.7%	78.6%	60.0%
2	Once a month	28.6%	12.5%	20.0%	21.9%	0.0%	14.3%	10.0%
3	Once every two months	7.1%	12.5%	30.0%	15.6%	16.7%	0.0%	5.0%
4	Once a half year	14.3%	25.0%	10.0%	15.6%	33.2%	0.0%	10.0%
5	Once a year	28.6%	25.0%	40.0%	31.3%	0.0%	0.0%	0.0%
6	Others	0.0%	0.0%	0.0%	0.0%	16.7%	7.1%	10.0%
7	I don't know	0.0%	0.0%	0.0%	0.0%	16.7%	0.0%	5.0%

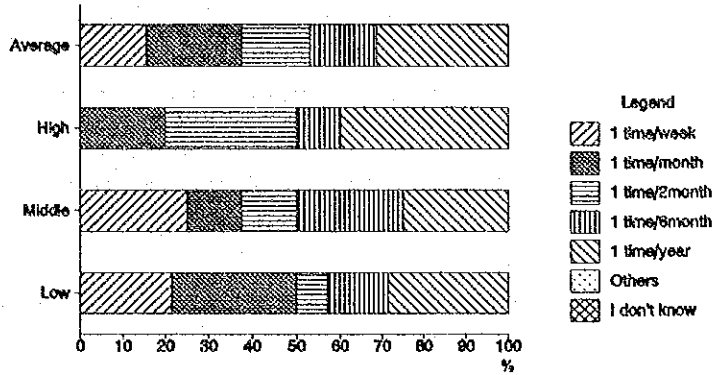
In San Lorenzo

No.	Answer	Residential			
		Low	Middle	High	Average
1	Once a week	16.7%	0.0%	0.0%	5.6%
2	Once a month	16.7%	80.0%	14.3%	33.3%
3	Once every two months	50.0%	20.0%	85.7%	55.5%
4	Once a half year	16.6%	0.0%	0.0%	5.6%
5	Once a year	0.0%	0.0%	0.0%	0.0%
6	Others	0.0%	0.0%	0.0%	0.0%
7	I don't know	0.0%	0.0%	0.0%	0.0%

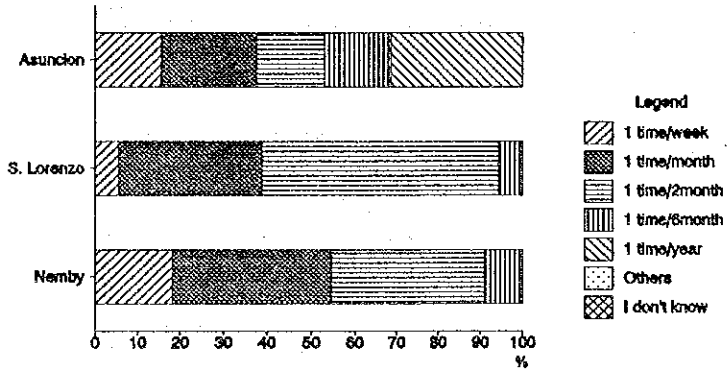
In Nemby

No.	Answer	Residential			
		Low	Middle	High	Average
1	Once a week	50.5%	0.0%	0.0%	18.2%
2	Once a month	25.0%	100.0%	33.3%	36.4%
3	Once every two months	25.0%	0.0%	50.0%	36.4%
4	Once a half year	0.0%	0.0%	16.7%	9.1%
5	Once a year	0.0%	0.0%	0.0%	0.0%
6	Others	0.0%	0.0%	0.0%	0.0%
7	I don't know	0.0%	0.0%	0.0%	0.0%

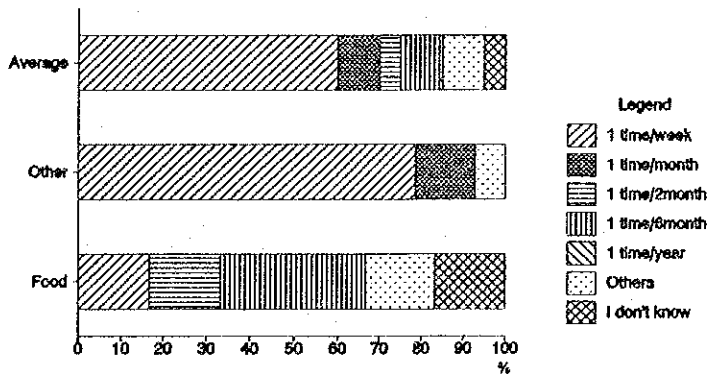
Residential Area in Asuncion



Residential Area in 3 Cities



Commercial Area in Asuncion



Q5-7 Instead of giving your recyclable materials to the collector, do you sell the recyclable materials to the shops?

In Asuncion

No.	Answer	Residential				Commercial		
		Low	Middle	High	Average	Food	Others	Average
1	Yes	21.4%	0.0%	0.0%	8.1%	0.0%	5.9%	4.0%
2	No	78.6%	100.0%	100.0%	91.9%	100.0%	94.1%	96.0%

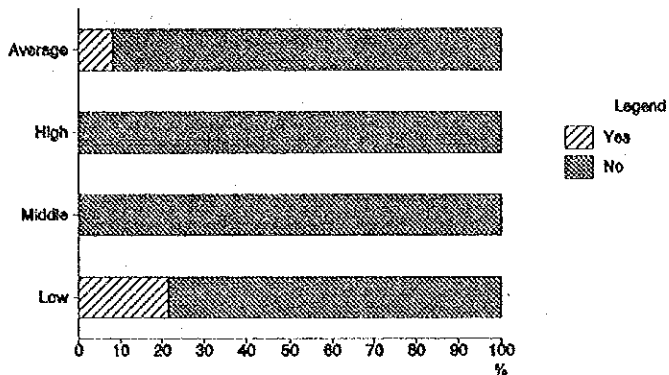
In San Lorenzo

No.	Answer	Residential			
		Low	Middle	High	Average
1	Yes	0.0%	0.0%	0.0%	0.0%
2	No	100.0%	100.0%	100.0%	100.0%

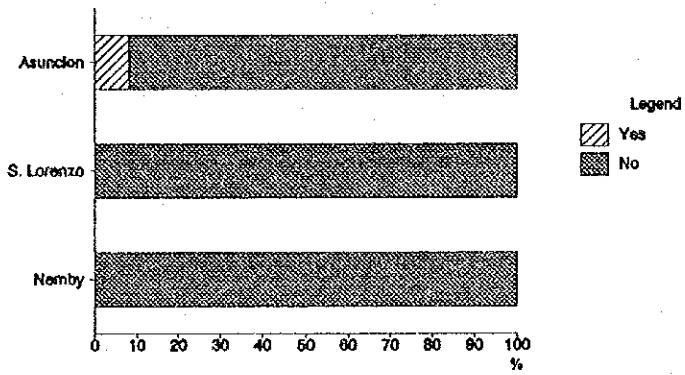
In Nemby

No.	Answer	Residential			
		Low	Middle	High	Average
1	Yes	0.0%	0.0%	0.0%	0.0%
2	No	100.0%	100.0%	100.0%	100.0%

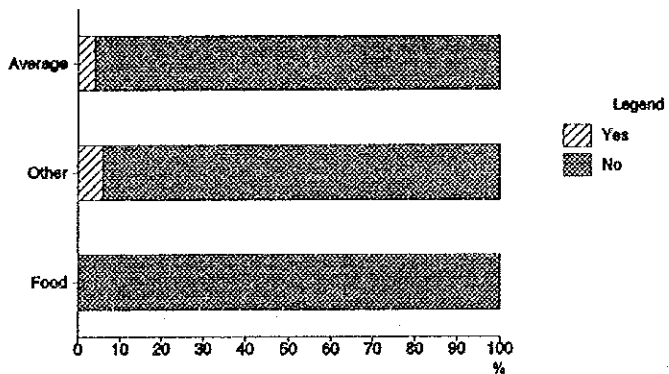
Residential Area in Asuncion



Residential Area in 3 Cities



Commercial Area in Asuncion



Q5-8 If the resident association or cooperative in your area were to raise some funds (in order to engage beneficial activities for residents), through sale of reusable or recyclable materials, would you be able to contribute or participate?

In Asuncion

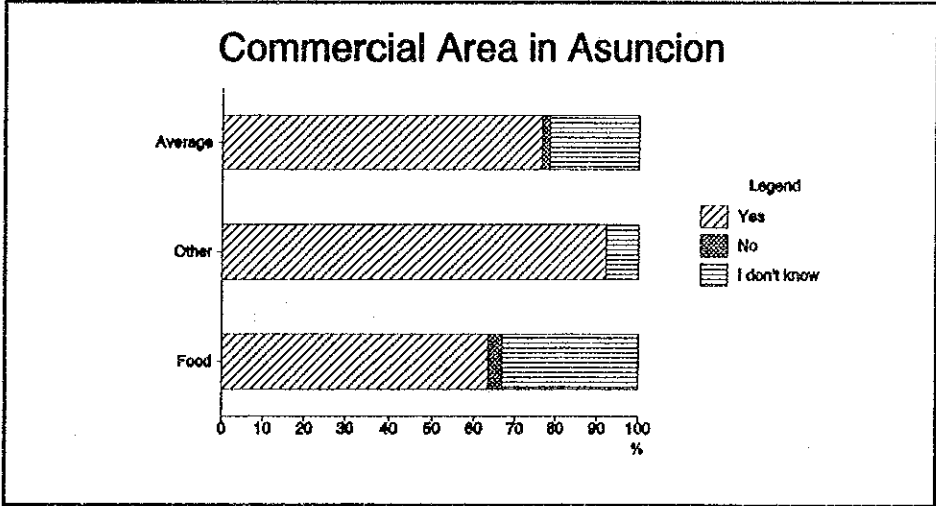
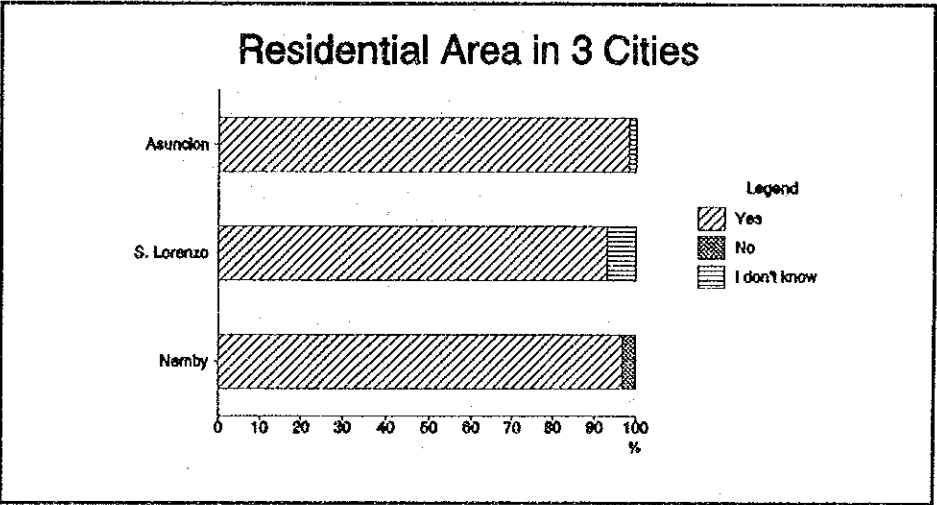
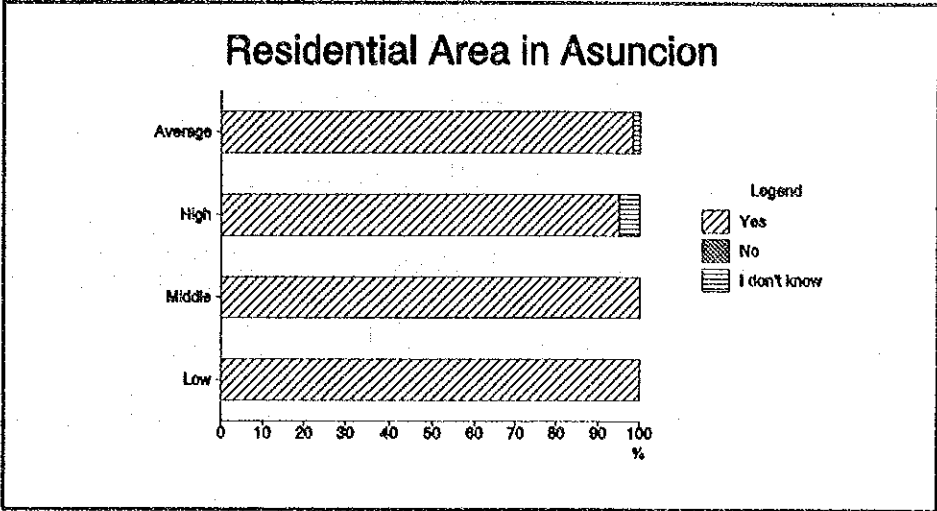
No	Answer	Residential				Commercial		
		Low	Middle	High	Average	Food	Others	Average
1	Yes	100.0%	100.0%	95.0%	98.3%	63.4%	92.0%	76.4%
2	No	0.0%	0.0%	0.0%	0.0%	3.3%	0.0%	1.8%
3	I don't Know	0.0%	0.0%	5.0%	1.7%	33.3%	8.0%	21.8%

In San Lorenzo

No	Answer	Residential			
		Low	Middle	High	Average
1	Yes	100.0%	100.0%	77.8%	93.1%
2	No	0.0%	0.0%	0.0%	0.0%
3	I don't Know	0.0%	0.0%	22.2%	6.9%

In Nemby

No	Answer	Residential			
		Low	Middle	High	Average
1	Yes	90.0%	100.0%	100.0%	96.7%
2	No	10.0%	0.0%	0.0%	3.3%
3	I don't Know	0.0%	0.0%	0.0%	0.0%



Q5-9 Do you feed food wastes to your animals?

In Asuncion

No.	Answer	Residential				Commercial		
		Low	Middle	High	Average	Food	Others	Average
1	Yes	60.0%	55.0%	35.0%	50.0%	26.7%	0.0%	14.3%
2	No	15.0%	15.0%	35.0%	21.7%	23.3%	34.6%	28.6%
3	I don't have animals.	25.0%	30.0%	30.0%	28.3%	50.0%	65.4%	57.1%

In San Lorenzo

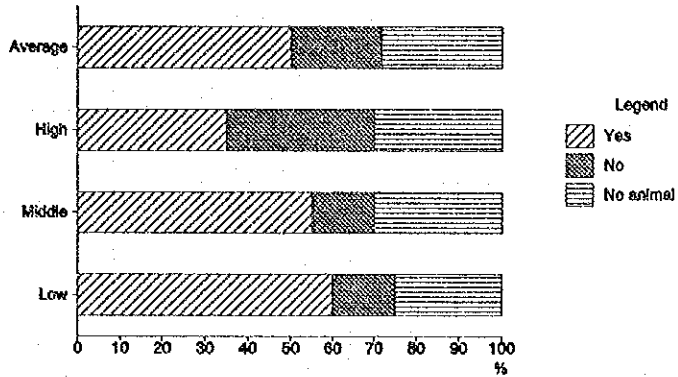
No.	Answer	Residential			
		Low	Middle	High	Average
1	Yes	100.0%	80.0%	50.0%	75.9%
2	No	0.0%	20.0%	20.0%	13.8%
3	I don't have animals.	0.0%	0.0%	30.0%	10.3%

In Nemby

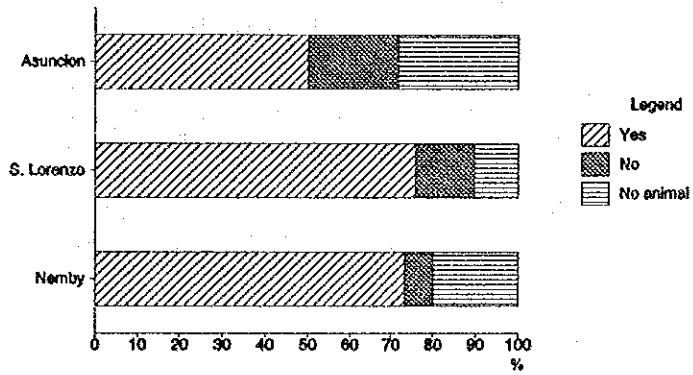
No.	Answer	Residential			
		Low	Middle	High	Average
1	Yes	80.0%	60.0%	80.0%	73.3%
2	No	0.0%	10.0%	10.0%	6.7%
3	I don't have animals.	20.0%	30.0%	10.0%	20.0%

If the answer is 2 or 3, please go to 5-11.

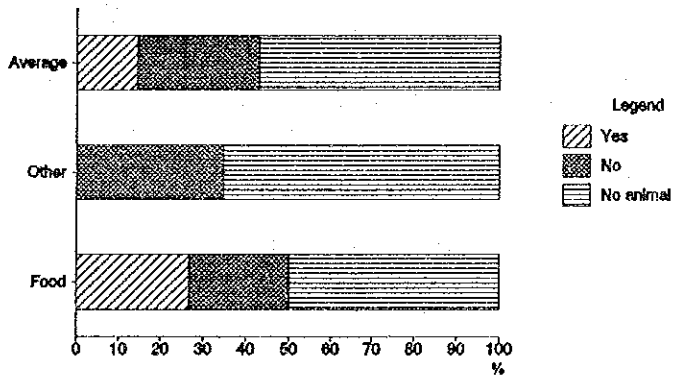
Residential Area in Asuncion



Residential Area in 3 Cities



Commercial Area in Asuncion



Q5-10 How much food do you give to your animals per day?

In Asuncion

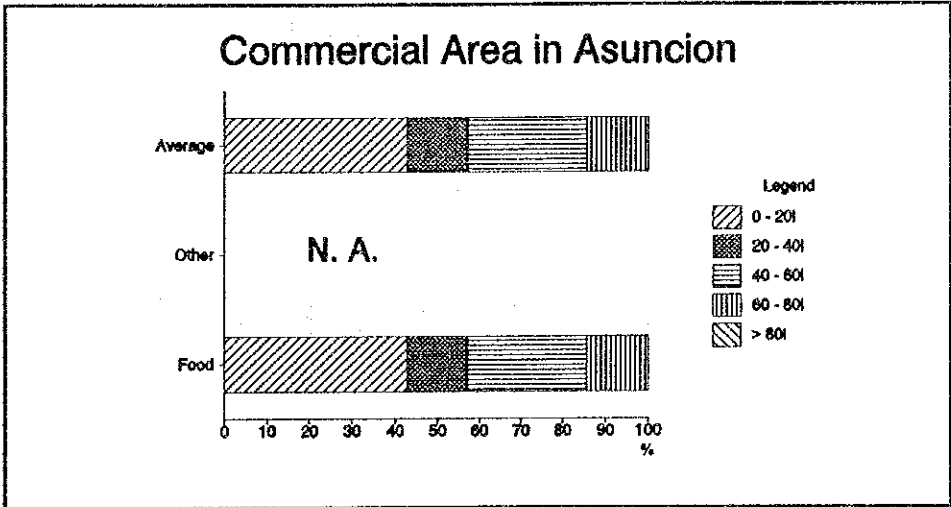
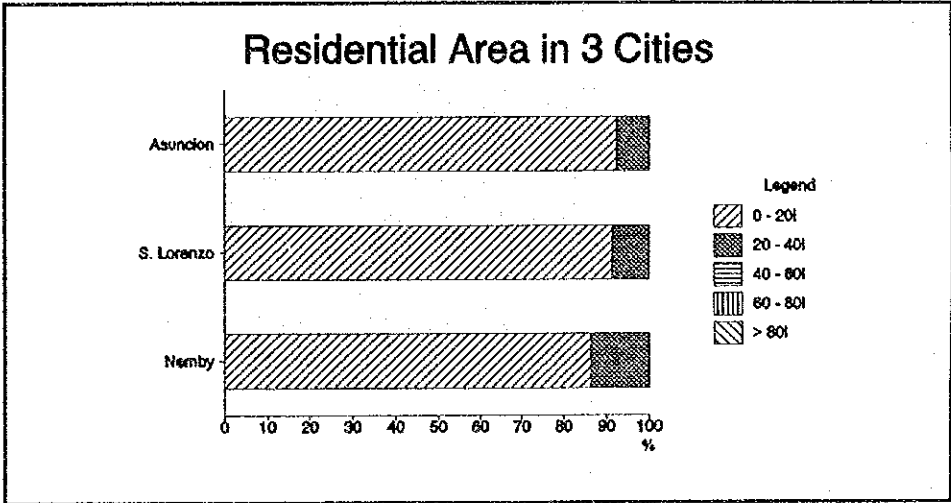
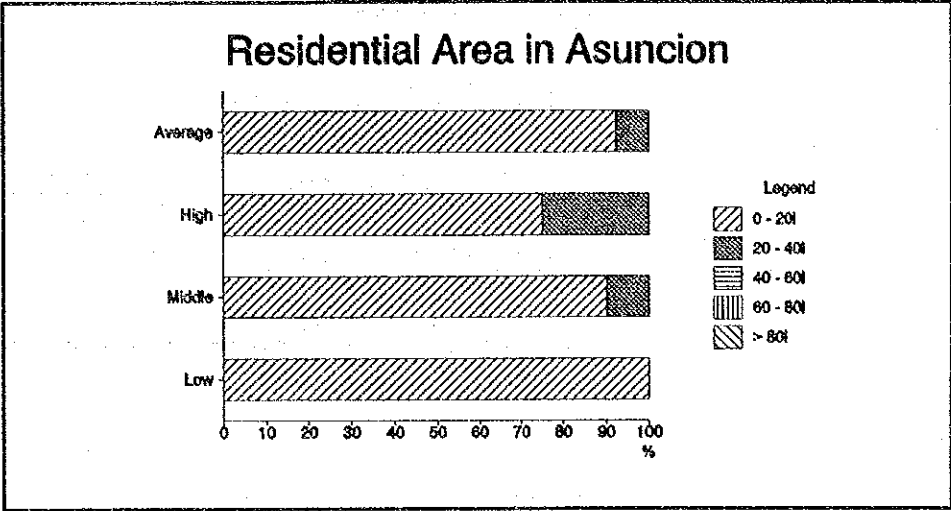
No.	Answer	Residential				Commercial		
		Low	Middle	High	Average	Food	Others	Average
1	0-20 liters	100.0%	90.0%	75.0%	92.3%	42.8%	N.A.	42.8%
2	20-40 liters	0.0%	10.0%	25.0%	7.7%	14.3%		14.3%
3	40-60 liters	0.0%	0.0%	0.0%	0.0%	28.6%		28.6%
4	60-80 liters	0.0%	0.0%	0.0%	0.0%	14.3%		14.3%
5	more than 80 liters	0.0%	0.0%	0.0%	0.0%	0.0%		0.0%

In San Lorenzo

No.	Answer	Residential			
		Low	Middle	High	Average
1	0-20 liters	100.0%	100.0%	60.0%	91.3%
2	20-40 liters	0.0%	0.0%	40.0%	8.7%
3	40-60 liters	0.0%	0.0%	0.0%	0.0%
4	60-80 liters	0.0%	0.0%	0.0%	0.0%
5	more than 80 liters	0.0%	0.0%	0.0%	0.0%

In Nemby

No.	Answer	Residential			
		Low	Middle	High	Average
1	0-20 liters	100.0%	83.3%	75.0%	86.4%
2	20-40 liters	0.0%	16.7%	25.0%	13.6%
3	40-60 liters	0.0%	0.0%	0.0%	0.0%
4	60-80 liters	0.0%	0.0%	0.0%	0.0%
5	more than 80 liters	0.0%	0.0%	0.0%	0.0%



Q5-11 Does anyone come to collect your food waste?

In Asuncion

No.	Answer	Residential				Commercial		
		Low	Middle	High	Average	Food	Others	Average
1	Yes	21.1%	10.5%	5.0%	12.1%	46.7%	4.5%	28.8%
2	No	78.9%	89.5%	95.0%	87.9%	53.3%	95.5%	71.2%

In San Lorenzo

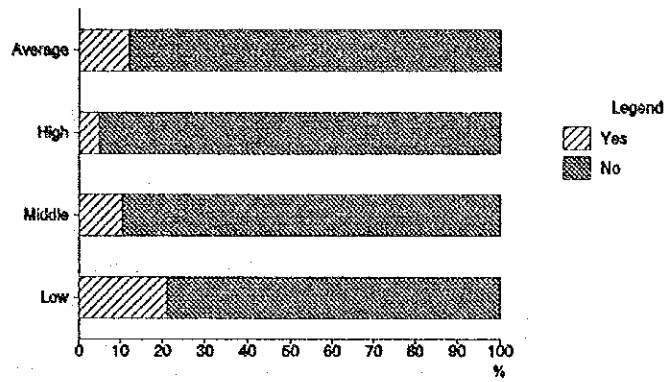
No.	Answer	Residential			
		Low	Middle	High	Average
1	Yes	0.0%	10.0%	0.0%	3.3%
2	No	100.0%	90.0%	100.0%	96.7%

In Nemby

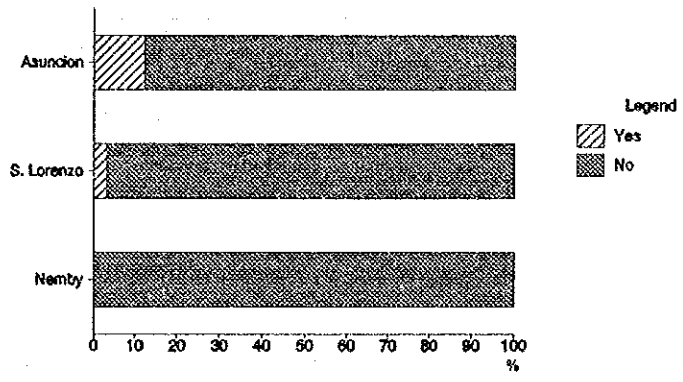
No.	Answer	Residential			
		Low	Middle	High	Average
1	Yes	0.0%	0.0%	0.0%	0.0%
2	No	100.0%	100.0%	100.0%	100.0%

If "Yes", please answer questions 5-12 to 5-14.

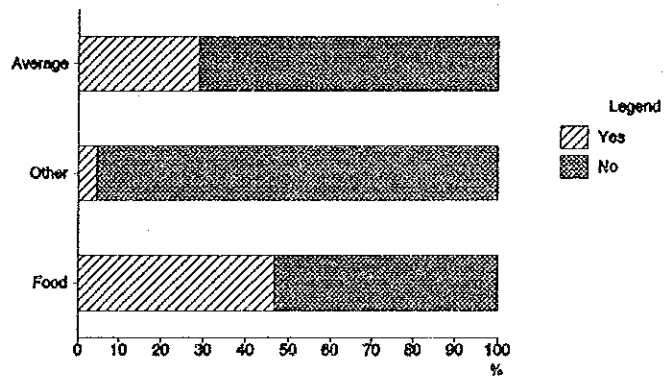
Residential Area in Asuncion



Residential Area in 3 Cities



Commercial Area in Asuncion



Q5-12 How many times per week is your food waste collected?

In Asuncion

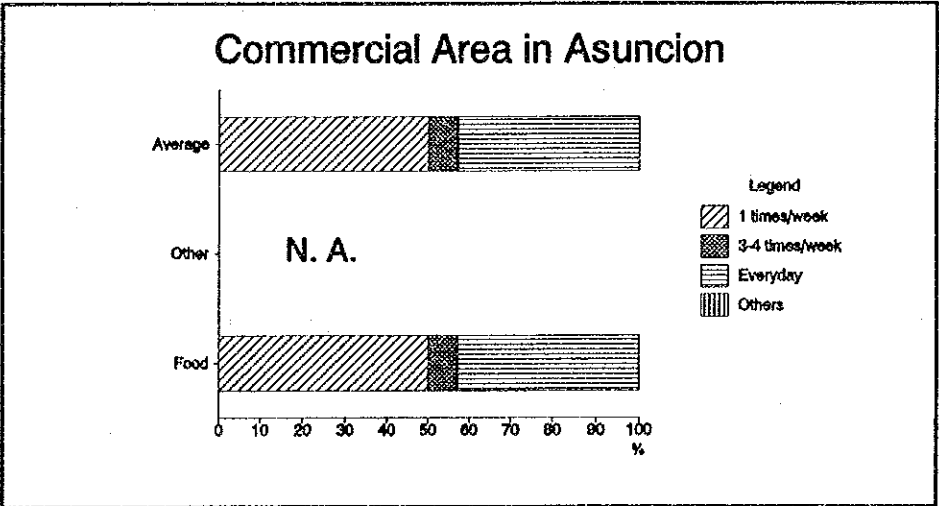
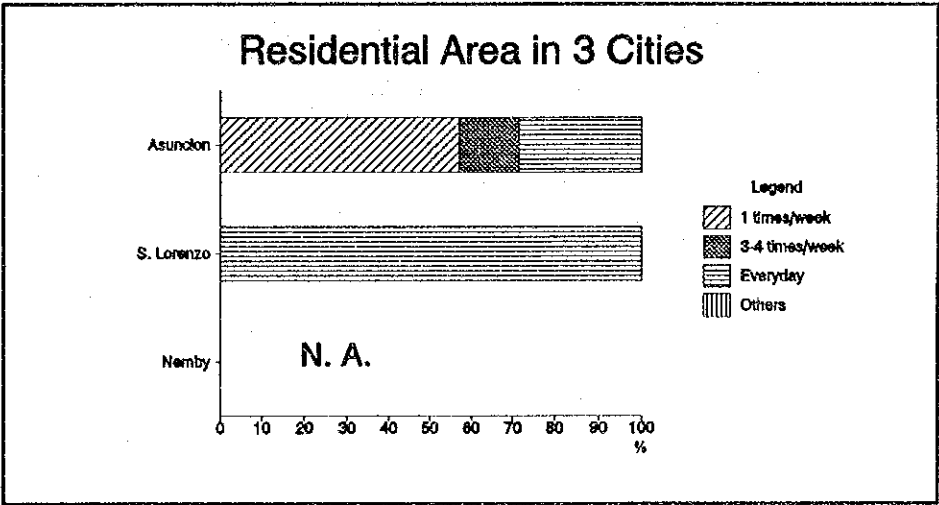
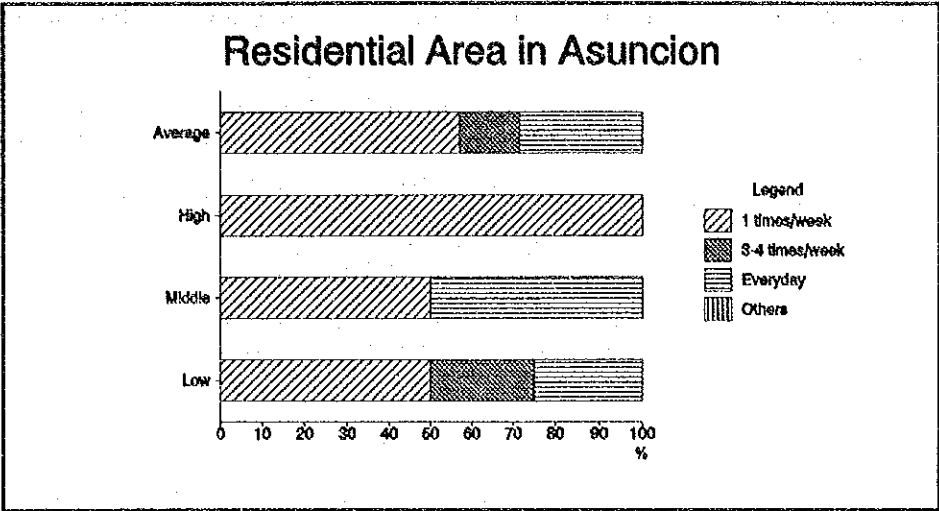
No.	Answer	Residential				Commercial		
		Low	Middle	High	Average	Food	Other	Average
1	Once-twice a week	50.0%	50.0%	100.0%	57.1%	50.0%	N.A.	50.0%
2	Three-four times a week	25.0%	0.0%	0.0%	14.3%	7.1%		7.1%
3	Everyday	25.0%	50.0%	0.0%	28.6%	42.9%		42.9%
4	Others	0.0%	0.0%	0.0%	0.0%	0.0%		0.0%

In San Lorenzo

No.	Answer	Residential			
		Low	Middle	High	Average
1	Once-twice a week		0.0%		0.0%
2	Three-four times a week	N.A.	0.0%	N.A.	0.0%
3	Everyday		100.0%		100.0%
4	Others		0.0%		0.0%

In Nemby

No.	Answer	Residential			
		Low	Middle	High	Average
1	Once-twice a week				
2	Three-four times a week	N.A.	N.A.	N.A.	N.A.
3	Everyday				
4	Others				



Q5-13 Do you receive money from a collector in exchange for your food waste?

In Asuncion

No.	Answer	Residential				Commercial		
		Low	Middle	High	Average	Food	Others	Average
1	Yes	0.0%	0.0%	0.0%	0.0%	0.0%	N.A.	0.0%
2	No	100.0%	100.0%	100.0%	100.0%	100.0%		100.0%

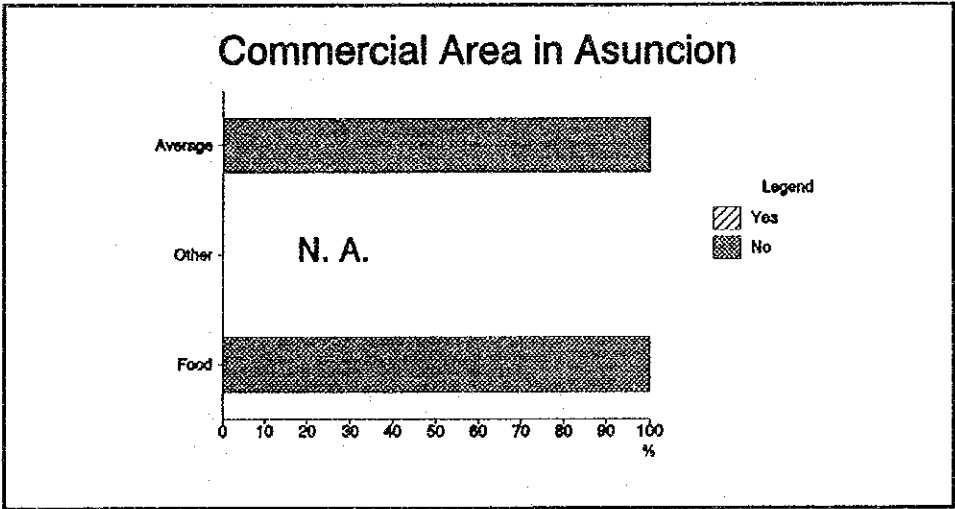
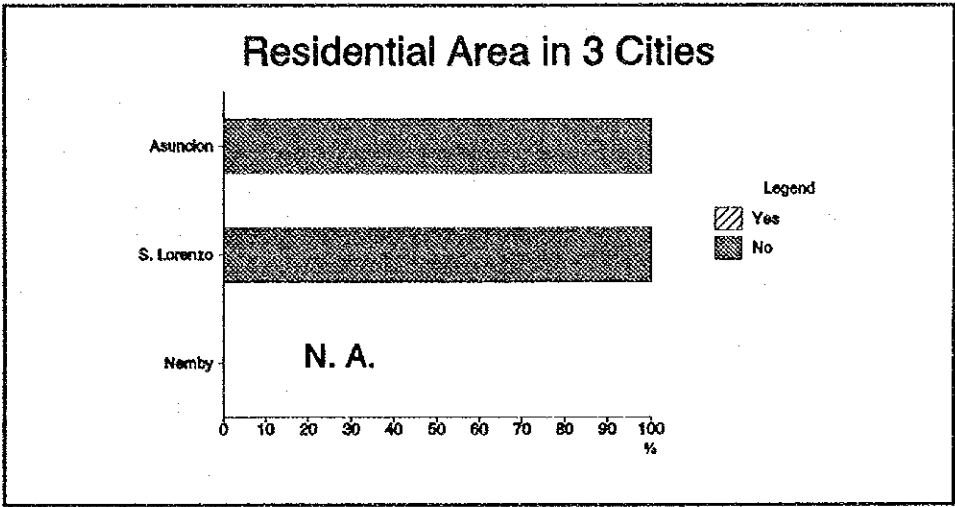
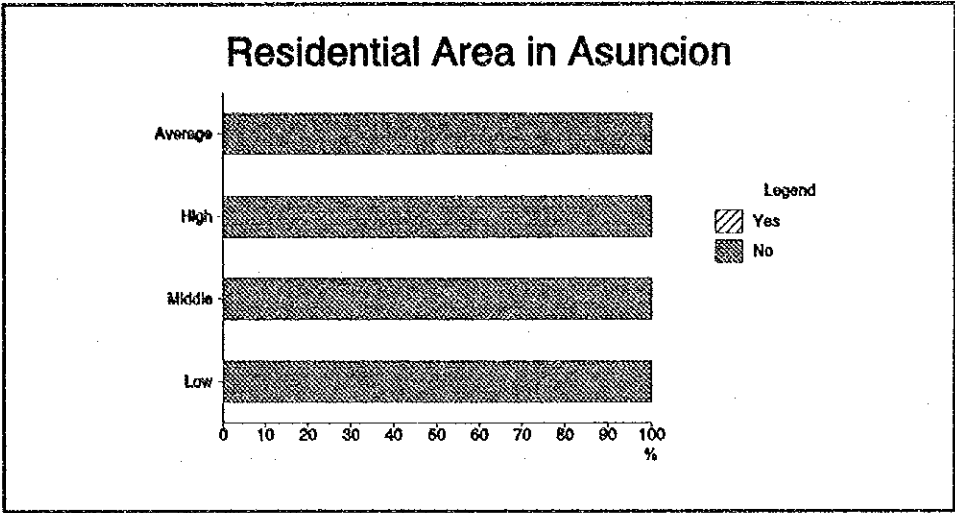
In San Lorenzo

No.	Answer	Residential			
		Low	Middle	High	Average
1	Yes	N.A.	0.0%	N.A.	0.0%
2	No		100.0%		100.0%

In Nemby

No.	Answer	Residential			
		Low	Middle	High	Average
1	Yes	N.A.	N.A.	N.A.	N.A.
2	No				

If "No", please go to Q5-15.



Q5-14 What quantity of food waste do you sell at one time?

No.	Answer
1	0-20 liters
2	20-40 liters
3	40-60 liters
4	60-80 liters
5	more than 80 liters

This question is not applicable because no interviewees sell food wastes.

Q5-15 Do you use food and garden waste as fertilizers?

In Asuncion

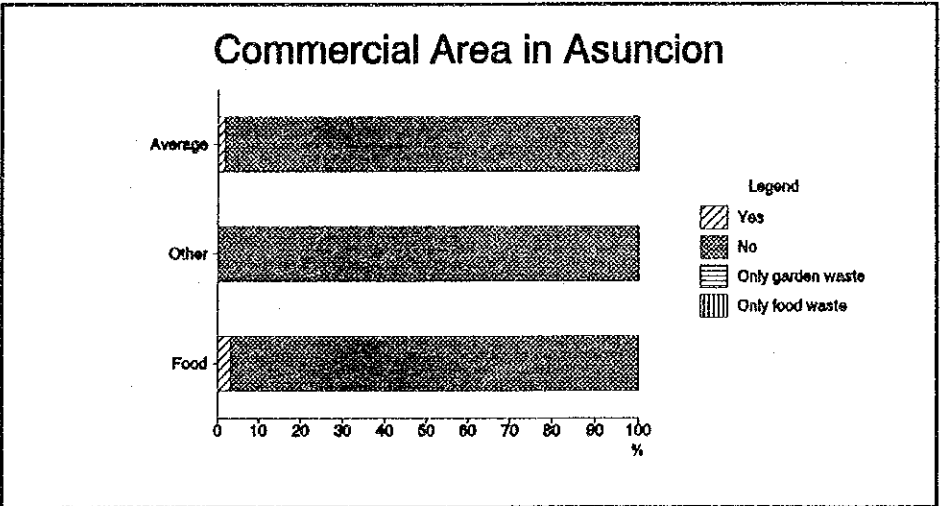
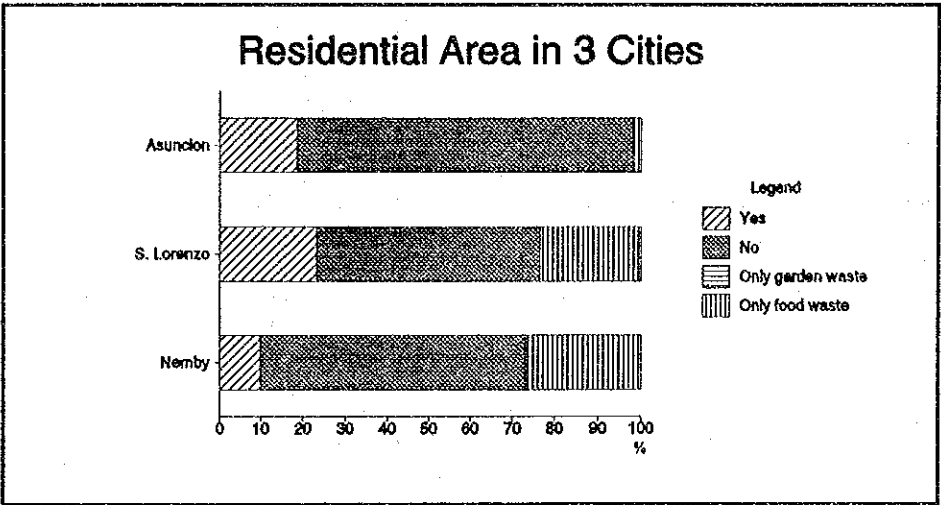
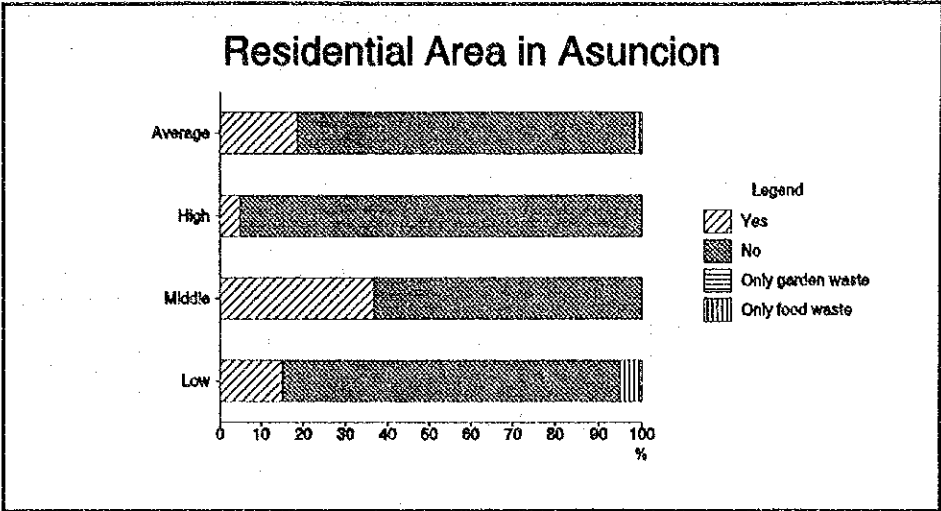
No.	Answer	Residential				Commercial		
		Low	Middle	High	Average	Food	Others	Average
1	Yes	15.0%	36.8%	5.0%	18.6%	3.3%	0.0%	1.8%
2	No	80.0%	63.2%	95.0%	79.7%	96.7%	100.0%	98.2%
3	Only garden waste	0.0%	0.0%	0.0%	0.0%	0.0%	0.0%	0.0%
4	Only food waste	5.0%	0.0%	0.0%	1.7%	0.0%	0.0%	0.0%

In San Lorenzo

No.	Answer	Residential			
		Low	Middle	High	Average
1	Yes	30.0%	20.0%	20.0%	23.3%
2	No	50.0%	50.0%	60.0%	53.4%
3	Only garden waste	0.0%	0.0%	0.0%	0.0%
4	Only food waste	20.0%	30.0%	20.0%	23.3%

In Nemby

No.	Answer	Residential			
		Low	Middle	High	Average
1	Yes	20.0%	10.0%	0.0%	10.0%
2	No	50.0%	60.0%	80.0%	63.3%
3	Only garden waste	0.0%	0.0%	0.0%	0.0%
4	Only food waste	30.0%	30.0%	20.0%	26.7%



Q5-16 Would you like to have guidance on methods of producing fertilizer from food and garden waste?

In Asuncion

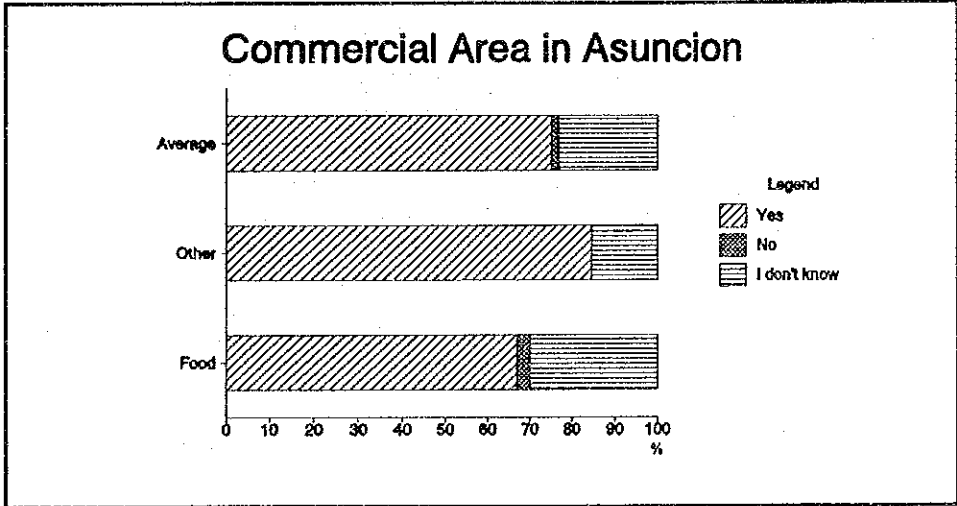
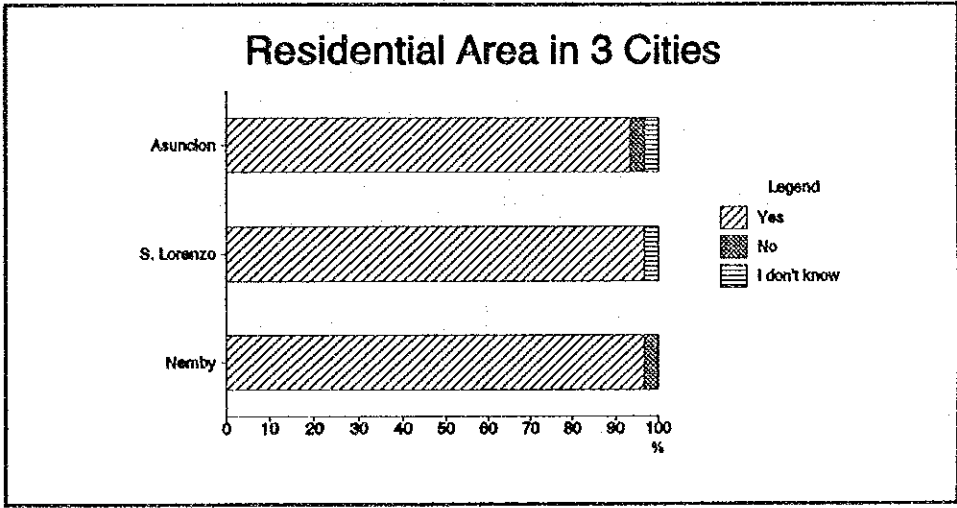
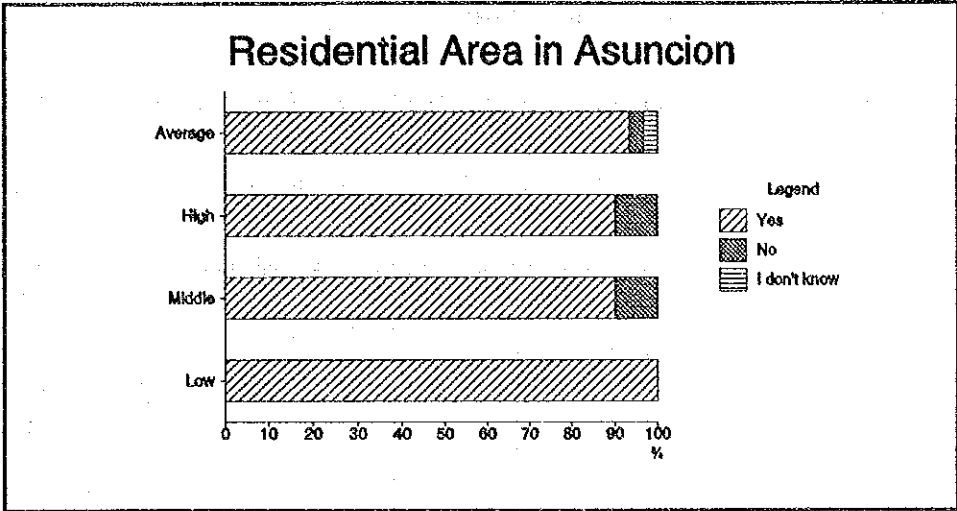
No.	Answer	Residential				Commercial		
		Low	Middle	High	Average	Food	Others	Average
1	Yes	100.0%	90.0%	90.0%	93.4%	66.7%	84.6%	75.0%
2	No	0.0%	10.0%	10.0%	3.3%	3.3%	0.0%	1.8%
3	I don't Know	0.0%	0.0%	0.0%	3.3%	30.0%	15.4%	23.2%

In San Lorenzo

No.	Answer	Residential			
		Low	Middle	High	Average
1	Yes	100.0%	100.0%	90.0%	96.7%
2	No	0.0%	0.0%	0.0%	0.0%
3	I don't Know	0.0%	0.0%	10.0%	3.3%

In Nemby

No.	Answer	Residential			
		Low	Middle	High	Average
1	Yes	100.0%	90.0%	100.0%	96.7%
2	No	0.0%	10.0%	0.0%	3.3%
3	I don't Know	0.0%	0.0%	0.0%	0.0%



VI Collection Fee and Financial Matters

Q6-1 Do you know which authority is responsible for Municipal Solid Waste Management?

In Asuncion

No.	Answer	Residential				Commercial		
		Low	Middle	High	Average	Food	Other	Average
1	Municipality	95.0%	90.0%	95.0%	93.3%	100.0%	100.0%	100.0%
2	Yourself	0.0%	0.0%	0.0%	0.0%	0.0%	0.0%	0.0%
3	Private company	0.0%	0.0%	0.0%	0.0%	0.0%	0.0%	0.0%
4	Others	0.0%	0.0%	0.0%	0.0%	0.0%	0.0%	0.0%
5	I don't know	5.0%	10.0%	5.0%	6.7%	0.0%	0.0%	0.0%

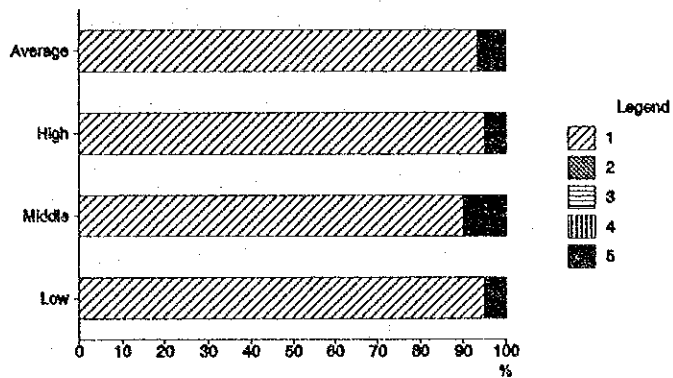
In San Lorenzo

No.	Answer	Residential			
		Low	Middle	High	Average
1	Municipality	100.0%	100.0%	90.0%	96.7%
2	Yourself	0.0%	0.0%	0.0%	0.0%
3	Private company	0.0%	0.0%	10.0%	3.3%
4	Others	0.0%	0.0%	0.0%	0.0%
5	I don't know	0.0%	0.0%	0.0%	0.0%

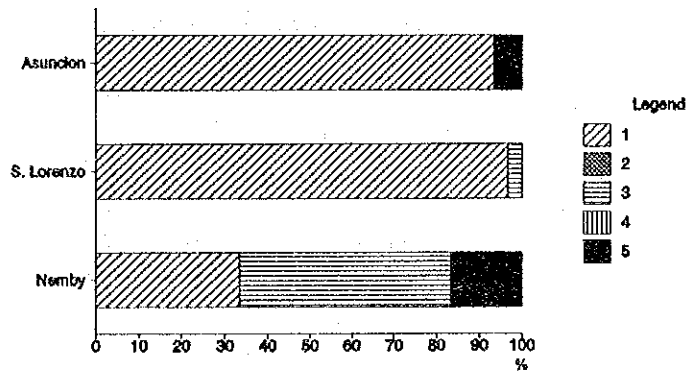
In Nemby

No.	Answer	Residential			
		Low	Middle	High	Average
1	Municipality	50.0%	40.0%	10.0%	33.3%
2	Yourself	0.0%	0.0%	0.0%	0.0%
3	Private company	40.0%	50.0%	60.0%	50.0%
4	Others	0.0%	0.0%	0.0%	0.0%
5	I don't know	0.0%	10.0%	30.0%	16.7%

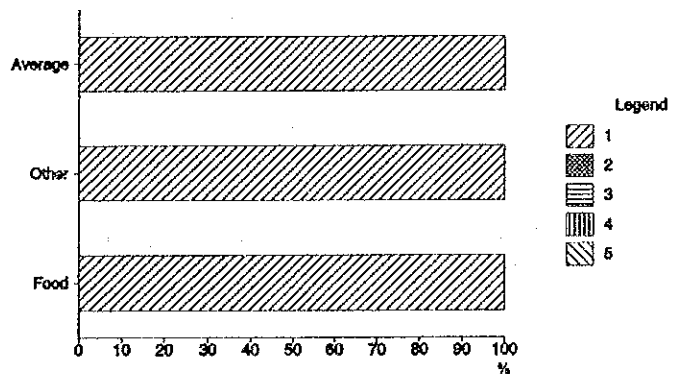
Residential Area in Asuncion



Residential Area in 3 Cities



Commercial Area in Asuncion



Q6-2 The present Municipal Solid Waste Management is being carried out by the municipality and private companies. Do you think the present MSWM is appropriate?

In Asuncion

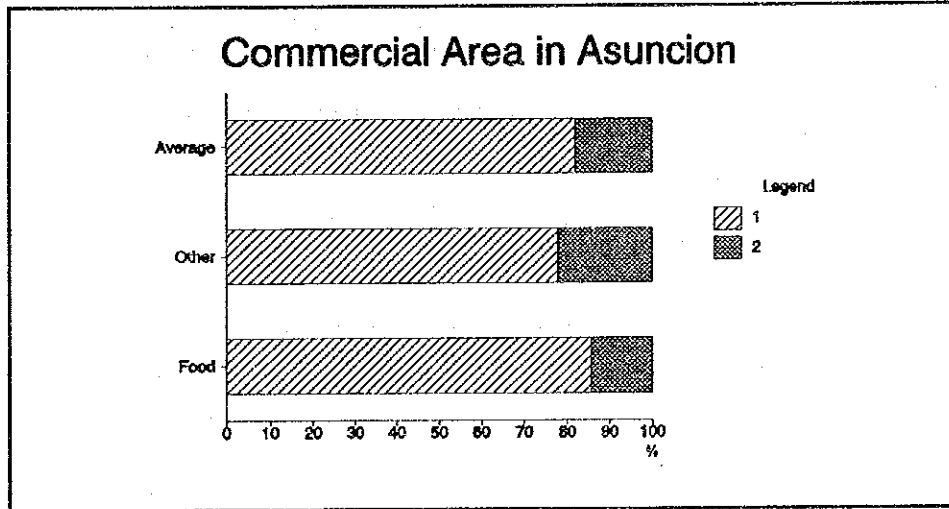
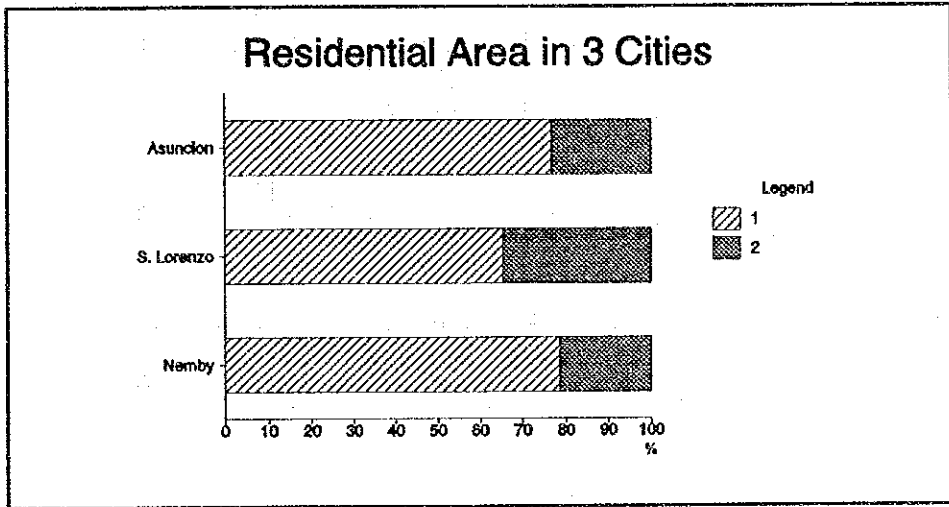
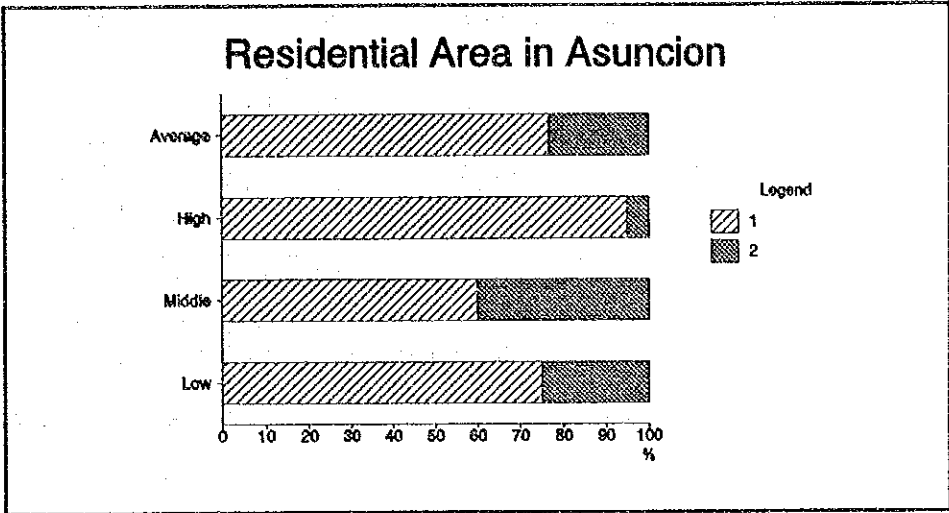
No.	Answer	Residential				Commercial		
		Low	Middle	High	Average	Food	Other	Average
1	Yes	75.0%	60.0%	95.0%	76.7%	85.7%	77.8%	81.8%
2	No	25.0%	40.0%	5.0%	23.3%	14.3%	22.2%	18.2%

In San Lorenzo

No.	Answer	Residential			
		Low	Middle	High	Average
1	Yes	30.0%	70.0%	100.0%	65.5%
2	No	70.0%	30.0%	0.0%	34.5%

In Nemby

No.	Answer	Residential			
		Low	Middle	High	Average
1	Yes	70.0%	88.9%	77.8%	78.6%
2	No	30.0%	11.1%	22.2%	21.4%



Q6-3 If "No", what organization should be responsible for the MSWM?

In Asuncion

No.	Answer	Residential				Commercial		
		Low	Middle	High	Average	Food	Others	Average
1	Municipality	60.0%	37.5%	0.0%	42.9%	25.0%	33.3%	30.0%
2	AMUAM	0.0%	0.0%	0.0%	0.0%	0.0%	0.0%	0.0%
3	Private company	40.0%	62.5%	100.0%	57.1%	25.0%	66.7%	50.0%
4	Others	0.0%	0.0%	0.0%	0.0%	50.0%	0.0%	20.0%

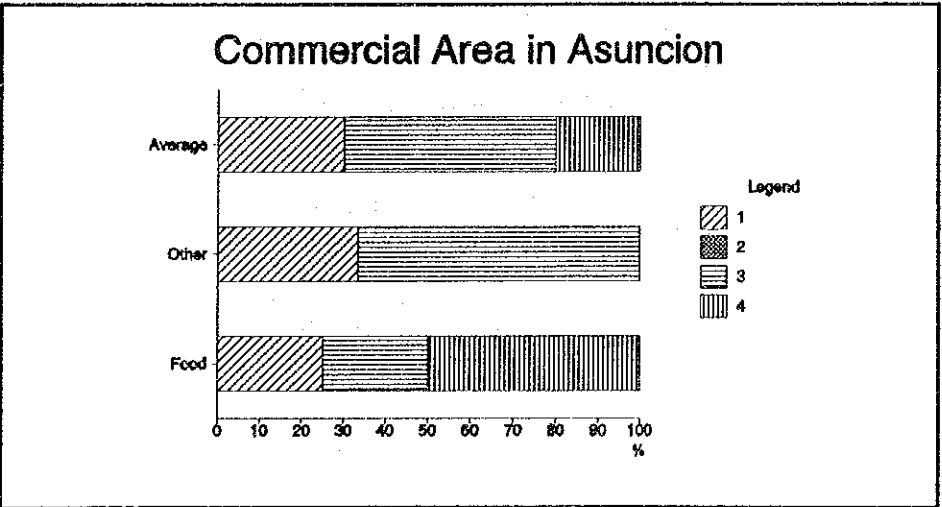
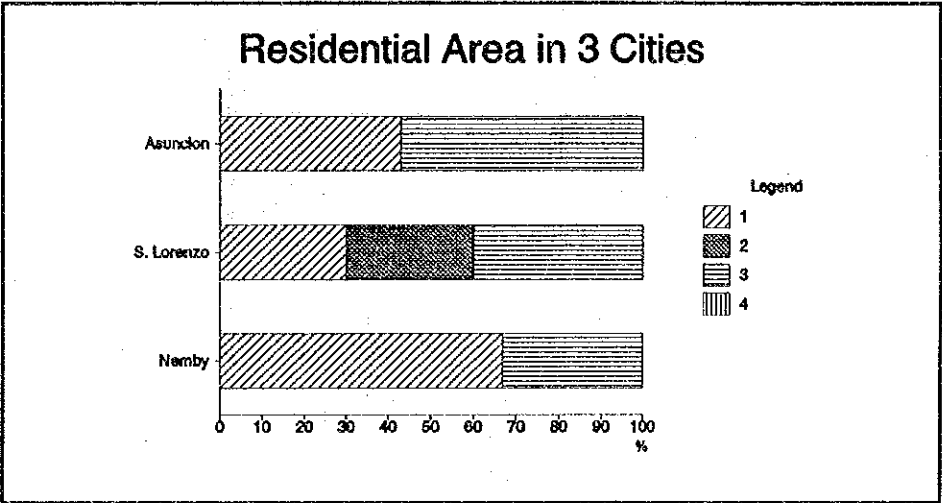
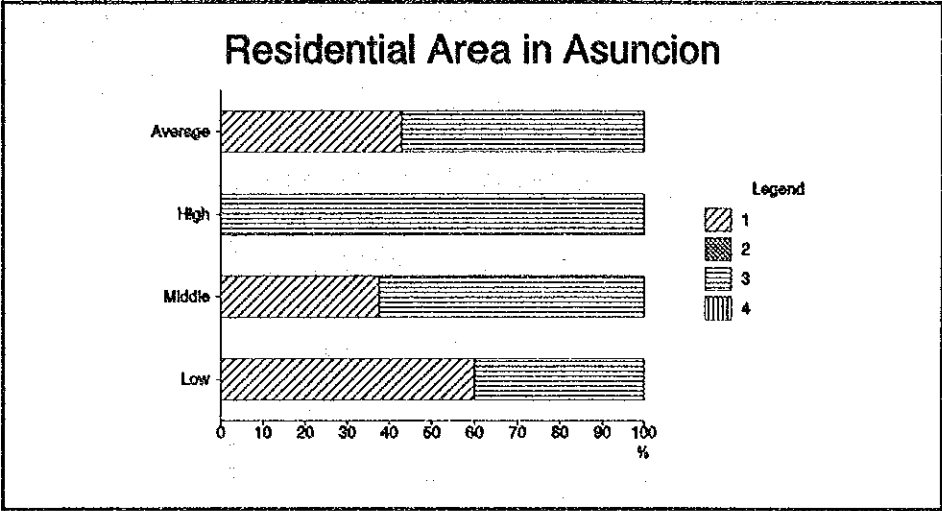
In San Lorenzo

No.	Answer	Residential			
		Low	Middle	High	Average
1	Municipality	28.6%	33.3%		30.0%
2	AMUAM	42.8%	0.0%	N.A.	30.0%
3	Private company	28.6%	66.7%		40.0%
4	Others	0.0%	0.0%		0.0%

In Nemby

No.	Answer	Residential			
		Low	Middle	High	Average
1	Municipality	66.7%	0.0%	100.0%	66.7%
2	AMUAM	0.0%	0.0%	0.0%	0.0%
3	Private company	33.3%	100.0%	0.0%	33.3%
4	Others	0.0%	0.0%	0.0%	0.0%

If you have a regular collection service, please answer Q6-4 to Q6-6.



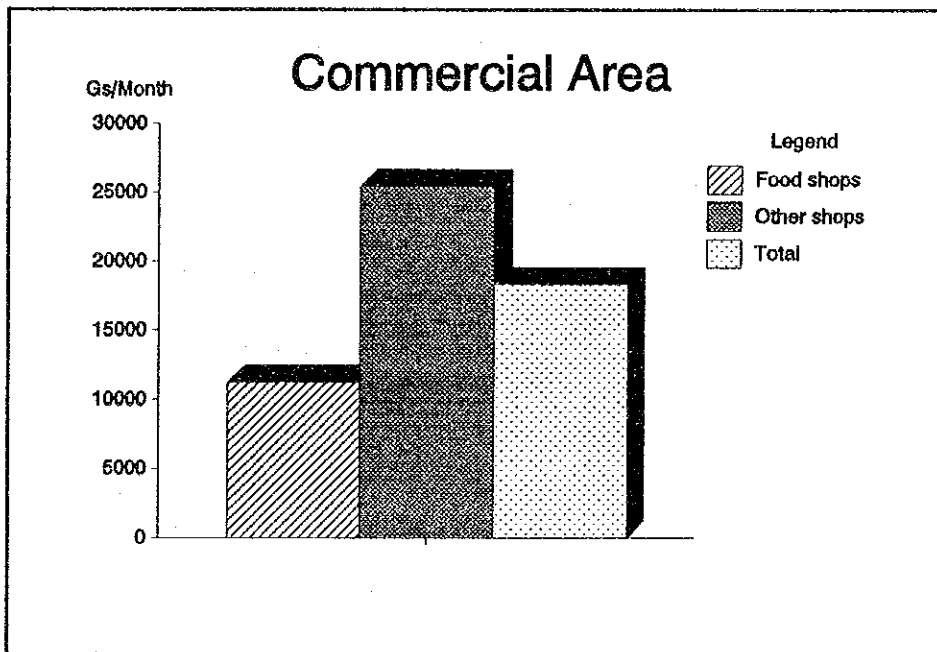
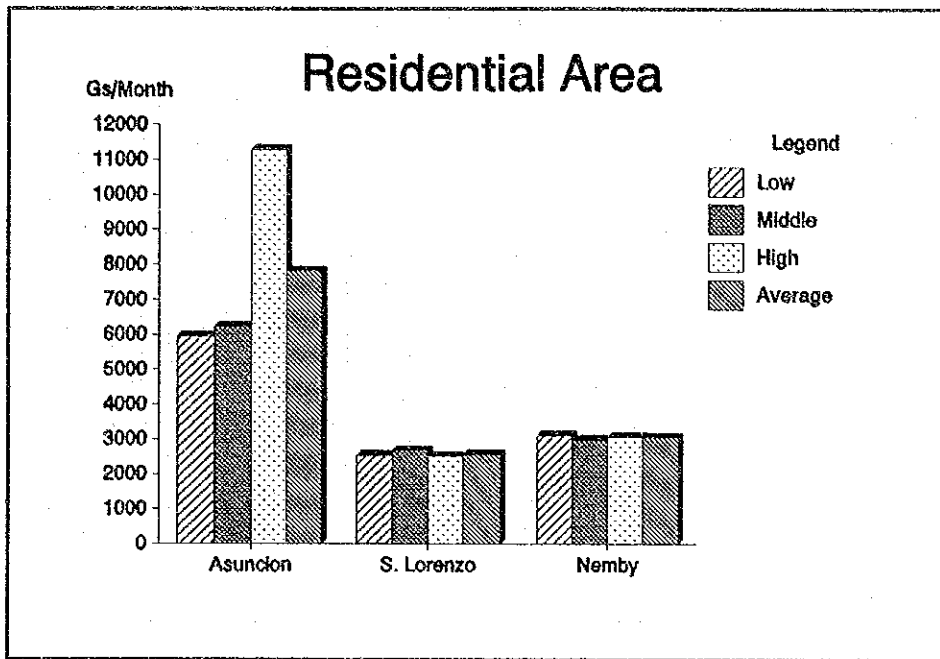
Q6-4 How much do you pay for the collection service per a month (year)?

Residential Area

City	Income Level	Average Payment (Gs/month)
Asuncion	Low	5,956
	Middle	6,231
	High	11,288
	Average	7,825
San Lorenzo	Low	2,538
	Middle	2,675
	High	2,520
	Average	2,578
Nemby	Low	3,125
	Middle	3,000
	High	3,071
	Average	3,066

Commercial Area

Classification	Average Payment (Gs/Month)
Food shops	11,250
Other shops	25,430
Average	18,340



Q6-5 What do you think about the collection fee?

In Asuncion

No.	Answer	Residential				Commercial		
		Low	Middle	High	Average	Food	Other	Average
1	Expensive	16.7%	29.4%	5.2%	16.7%	0.0%	3.7%	1.8%
2	Little bit expensive	16.7%	23.5%	0.0%	11.9%	0.0%	0.0%	0.0%
3	Appropriate	50.0%	35.3%	47.4%	42.8%	21.4%	11.1%	16.4%
4	Little bit cheap	16.6%	0.0%	0.0%	2.4%	0.0%	0.0%	0.0%
5	Collection fee system is not fair	0.0%	0.0%	0.0%	0.0%	3.6%	0.0%	1.8%
6	I don't know	0.0%	11.8%	47.4%	26.2%	75.0%	85.2%	80.0%

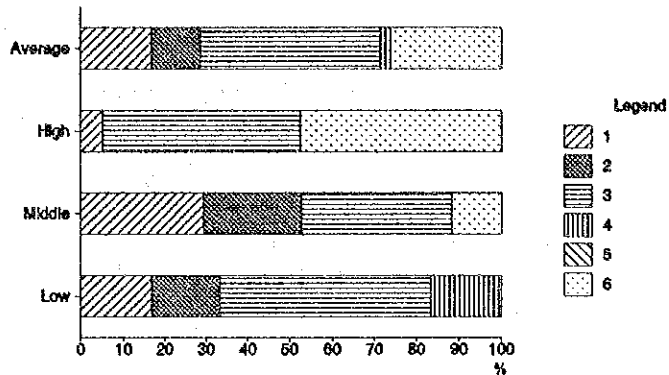
In San Lorenzo

No.	Answer	Residential			
		Low	Middle	High	Average
1	Expensive	0.0%	0.0%	0.0%	0.0%
2	Little bit expensive	25.0%	10.0%	0.0%	8.3%
3	Appropriate	75.0%	70.0%	80.0%	75.0%
4	Little bit cheap	0.0%	20.0%	10.0%	12.5%
5	Collection fee system is not fair	0.0%	0.0%	0.0%	0.0%
6	I don't know	0.0%	0.0%	10.0%	4.2%

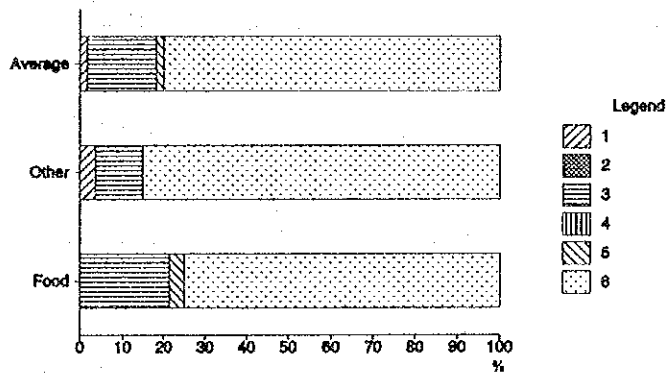
In Nemby

No.	Answer	Residential			
		Low	Middle	High	Average
1	Expensive	0.0%	0.0%	0.0%	0.0%
2	Little bit expensive	0.0%	0.0%	0.0%	0.0%
3	Appropriate	80.0%	83.3%	100.0%	88.8%
4	Little bit cheap	0.0%	16.7%	0.0%	5.6%
5	Collection fee system is not fair	0.0%	0.0%	0.0%	0.0%
6	I don't know	20.0%	0.0%	0.0%	5.6%

Residential Area in Asuncion



Commercial Area in Asuncion



Q6-6 The present waste management cost is not sufficient for maintaining the beautiful sight of the City and its environment. Who do you think should bear the extra cost?

In Asuncion

No.	Answer	Residential				Commercial		
		Low	Middle	High	Average	Food	Others	Average
1	Central government	25.0%	30.0%	25.0%	27.1%	24.1%	26.9%	25.5%
2	District government	0.0%	0.0%	0.0%	0.0%	0.0%	0.0%	0.0%
3	Municipality	75.0%	60.0%	65.0%	64.5%	72.5%	69.3%	70.9%
4	Citizens by means of collection fee increase	0.0%	10.0%	5.0%	6.3%	0.0%	0.0%	0.0%
5	Others	0.0%	0.0%	0.0%	0.0%	0.0%	0.0%	0.0%
6	I don't know	20.0%	0.0%	5.0%	2.1%	3.4%	3.8%	3.6%

In San Lorenzo

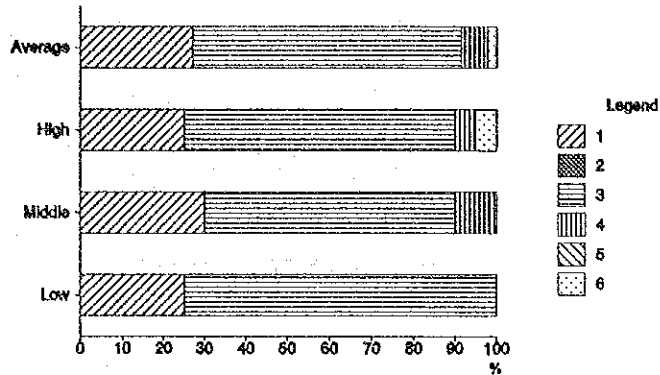
No.	Answer	Residential			
		Low	Middle	High	Average
1	Central government	25.0%	10.0%	10.0%	12.5%
2	District government	25.0%	30.0%	10.0%	20.8%
3	Municipality	50.0%	60.0%	70.0%	62.5%
4	Citizens by means of collection fee increase	0.0%	0.0%	10.0%	4.2%
5	Others	0.0%	0.0%	0.0%	0.0%
6	I don't know	0.0%	0.0%	0.0%	0.0%

In Nemby

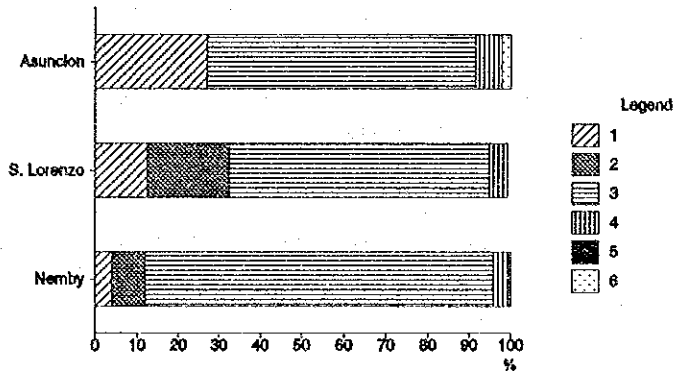
No.	Answer	Residential			
		Low	Middle	High	Average
1	Central government	11.1%	0.0%	0.0%	4.0%
2	District government	22.2%	0.0%	0.0%	8.0%
3	Municipality	66.7%	100.0%	85.7%	84.0%
4	Citizens by means of collection fee increase	0.0%	0.0%	14.3%	4.0%
5	Others	0.0%	0.0%	0.0%	0.0%
6	I don't know	0.0%	0.0%	0.0%	0.0%

If you don't have a regular collection service, please answer the question Q6-7.

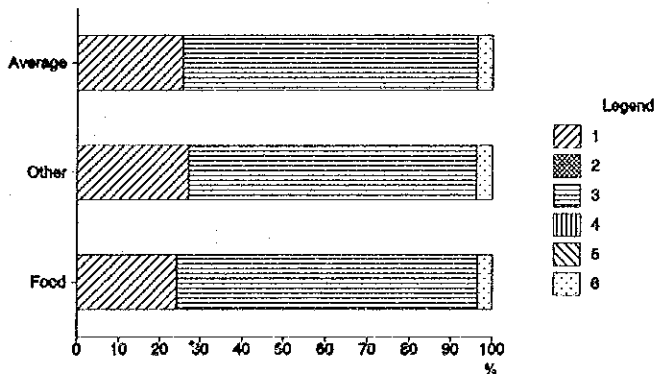
Residential Area in Asuncion



Residential Area in 3 Cities



Commercial Area in Asuncion



Q6-7 Do you want to receive a collection service?

In Asuncion

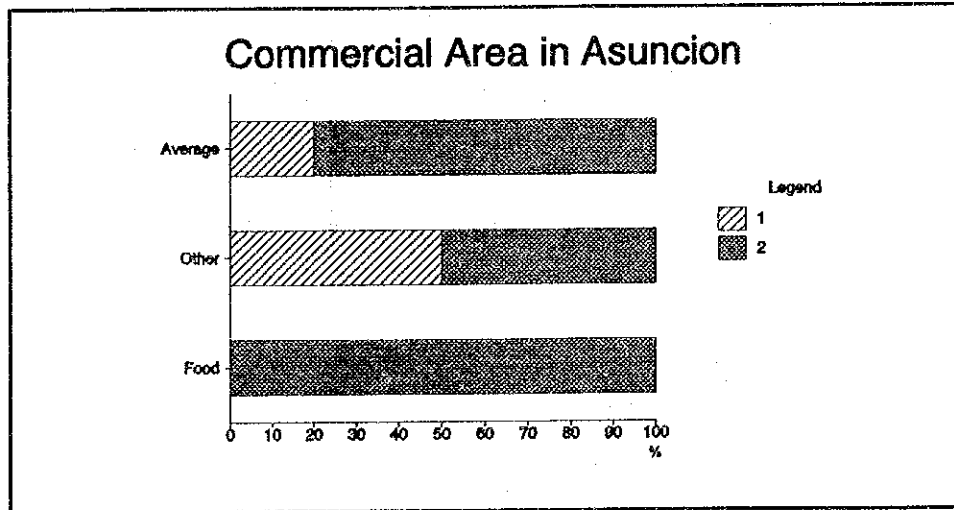
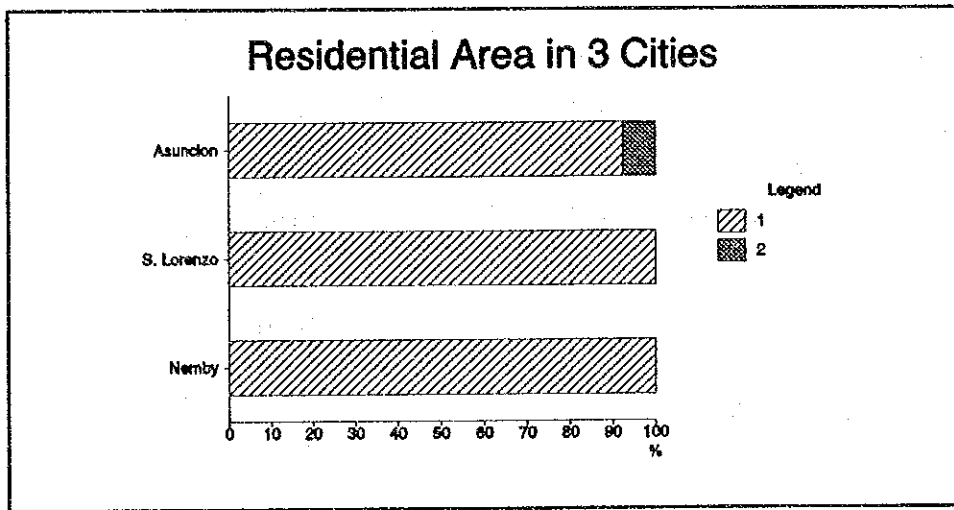
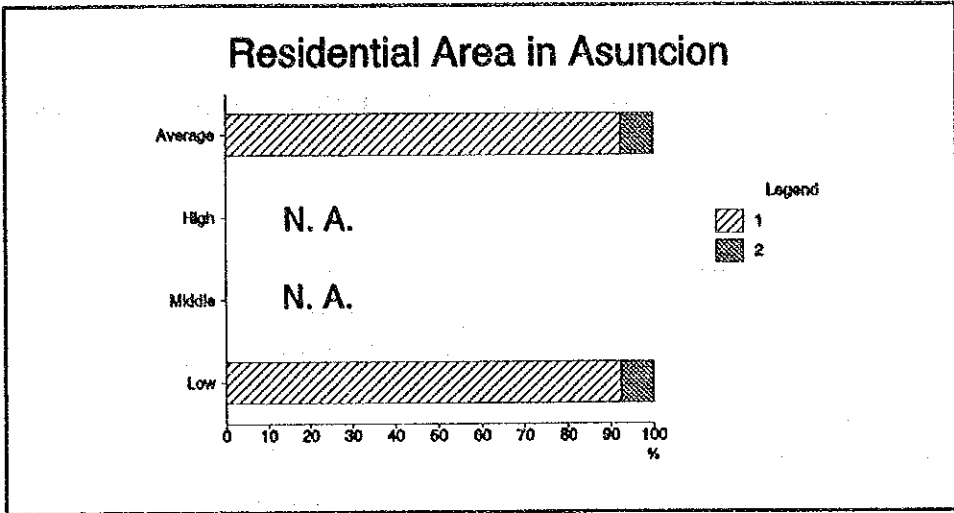
No.	Answer	Residential				Commercial		
		Low	Middle	High	Average	Food	Others	Average
1	Yes	92.3%	N.A.	N.A.	92.3%	0.0%	50.0%	20.0%
2	No	7.7%			7.7%	100.0%	50.0%	80.0%

In San Lorenzo

No.	Answer	Residential			
		Low	Middle	High	Average
1	Yes	100.0%	N.A.	N.A.	100.0%
2	No	0.0%			0.0%

In Nemby

No.	Answer	Residential			
		Low	Middle	High	Average
1	Yes	100.0%	100.0%	100.0%	100.0%
2	No	0.0%	0.0%	0.0%	0.0%



Q6-8 Willingness to pay

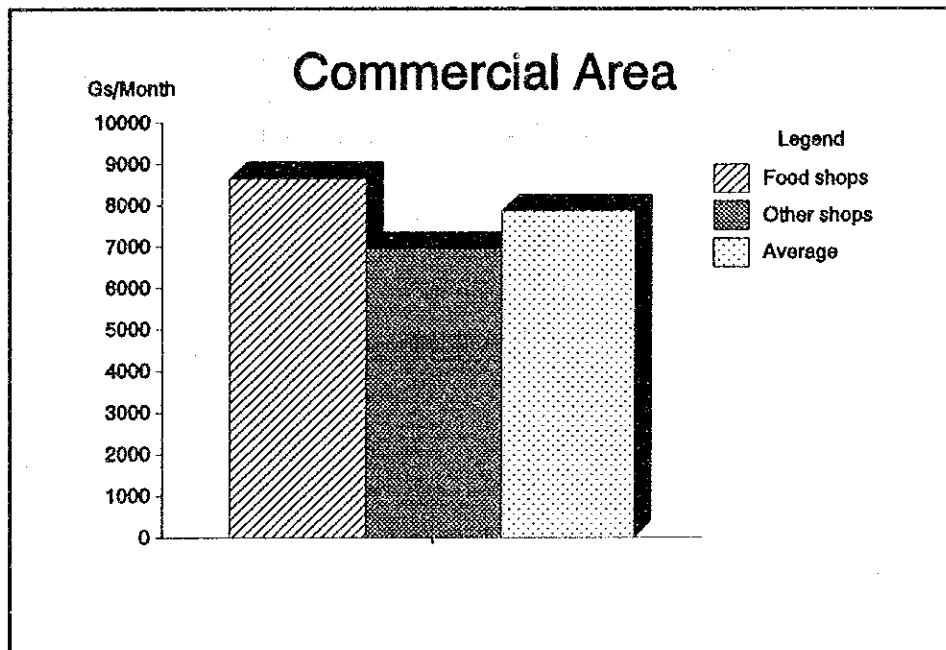
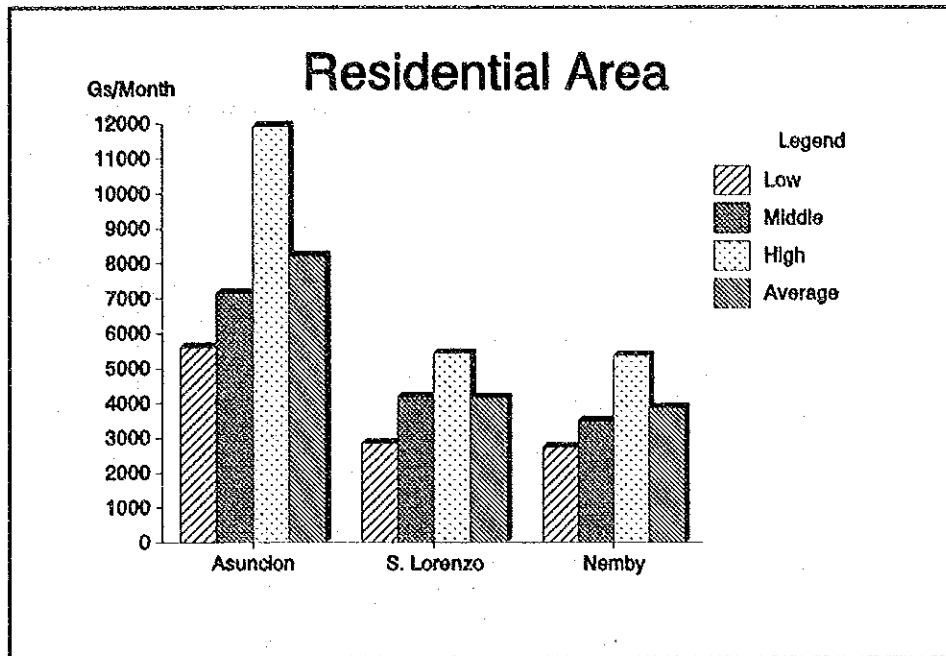
Suppose that you are satisfied with the MSWM, either as is or as a result of improvements.

Residential Area

City	Income Level	Average Amount of Willingly Pay (Gs/month)
Asuncion	Low	5,594
	Middle	7,158
	High	11,929
	Average	8,227
San Lorenzo	Low	2,850
	Middle	4,200
	High	5,429
	Average	4,160
Nemby	Low	2,750
	Middle	3,500
	High	5,375
	Average	3,875

Commercial Area

Classification	Average Amount of Willingly Pay (Gs/Month)
Food shops	8,654
Other shops	6,962
Average	7,870



VII Public Cooperations

Q7-1 Have you ever had any guidance on methods of proper discharge?

In Asuncion

No.	Answer	Residential				Commercial		
		Low	Middle	High	Average	Food	Others	Average
1	Yes	15.0%	15.0%	5.3%	11.9%	3.3%	12.0%	7.3%
2	No	85.0%	85.0%	94.7%	88.1%	96.7%	88.0%	92.7%

In San Lorenzo

No.	Answer	Residential			
		Low	Middle	High	Average
1	Yes	0.0%	0.0%	20.0%	6.7%
2	No	100.0%	100.0%	80.0%	93.3%

In Nemby

No.	Answer	Residential			
		Low	Middle	High	Average
1	Yes	0.0%	10.0%	0.0%	3.3%
2	No	100.0%	90.0%	100.0%	96.7%