

REGIONAL	!POZO !(No INAA)!	!LOGAR/EQUIPO	ENERO			FEBRERO			MARZO		
			!PRODUCCION!	!CAUDAL!	!HORAS!	!PRODUCCION!	!CAUDAL!	!HORAS!	!PRODUCCION!	!CAUDAL!	!HORAS!
			!M3!	!GPM!	!BOMBEO!	!M3!	!GPM!	!BOMBEO!	!M3!	!GPM!	!BOMBEO!
JINOTEPE	!A-2-73	!Santa Ana /4	! 51,020 !	! 345 !	! 454 !	! 48,750 !	! 354 !	! 607 !	! 57,590 !	! 380 !	! 668 !
"	!A-3-74 #3	!Frente Hospital/5	! 46,216 !	! 315 !	! 646 !	! 43,784 !	! 315 !	! 612 !	! 48,076 !	! 315 !	! 672 !
"	!F-2-89	!Alvaro Leiva Trillo/9!	! - !	! - !	! - !	! - !	! - !	! - !	! - !	! - !	! - !
"	!F-1-82	!Dulce Nombre/8	! 53,370 !	! 417 !	! 583 !	! 46,330 !	! 376 !	! 543 !	! 49,590 !	! 344 !	! 634 !
"	!F-1-89	!Guisquiliapa/10	! - !	! - !	! - !	! - !	! - !	! - !	! - !	! - !	! - !
"	!A-1-82	!Santa Teresa/1	! 23,167 !	! 205 !	! 517 !	! 19,724 !	! 195 !	! 446 !	! 29,227 !	! 223 !	! 578 !
		Total	173,773			158,588			184,483		
San Marcos!	#3	!Frente Cementerio TAN!	! 12,790 !	! 123 !	! 465 !	! 11,780 !	! 124 !	! 419 !	! 11,080 !	! 122 !	! 400 !
"	! #5	!Normal	! 10,190 !	! 261 !	! 151 !	! 27,730 !	! 304 !	! 401 !	! 35,050 !	! 302 !	! 511 !
"	! #4	!Salida a Jinotepe/4	! 13,990 !	! 110 !	! 560 !	! 4,247 !	! 110 !	! 170 !	! 17,313 !	! 110 !	! 693 !
"	!F-2-83	!San Leonardo/6	! 34,340 !	! 306 !	! 495 !	! 27,663 !	! 300 !	! 406 !	! 35,499 !	! 300 !	! 521 !
"	!F-1-83	!Sn Juan de La Concep	! - !	! - !	! - !	! - !	! - !	! - !	! - !	! - !	! - !
"	!F-1-90	!La Ceiba	! - !	! - !	! - !	! - !	! - !	! - !	! - !	! - !	! - !
		Total	71,310			71,420			98,942		

ABRIL			MAYO			JUNIO			JULIO		
!PRODUCCION!	!CAUDAL!	!HORAS!	!PRODUCCION!	!CAUDAL!	!HORAS!	!PRODUCCION!	!CAUDAL!	!HORAS!	!PRODUCCION!	!CAUDAL!	!HORAS!
!M3!	!GPM!	!BOMBEO!	!M3!	!GPM!	!BOMBEO!	!M3!	!GPM!	!BOMBEO!	!M3!	!GPM!	!BOMBEO!
! 56,120 !	! 368 !	! 672 !	! 57,890 !	! 357 !	! 715 !	! 54,320 !	! 345 !	! 694 !	! 62,650 !	! 372 !	! 741 !
! 46,073 !	! 315 !	! 644 !	! 47,215 !	! 315 !	! 660 !	! 40,204 !	! 315 !	! 562 !	! 29,402 !	! 315 !	! 411 !
! - !	! - !	! - !	! - !	! - !	! - !	! - !	! - !	! - !	! - !	! - !	! - !
! 54,080 !	! 370 !	! 643 !	! 56,540 !	! 372 !	! 670 !	! 51,360 !	! 369 !	! 613 !	! 58,590 !	! 365 !	! 706 !
! 31,345 !	! 219 !	! 629.5 !	! 29,985 !	! 203 !	! 650.5 !	! 24,267 !	! 186 !	! 576 !	! 29,507 !	! 203 !	! 641 !
187,618			191,630			170,151			180,149		
! 16,620 !	! 121 !	! 604 !	! 12,820 !	! 119 !	! 473 !	! 11,230 !	! 121 !	! 407.5 !	! 6,350 !	! 117 !	! 239 !
! 31,420 !	! 299 !	! 463 !	! 31,480 !	! 297 !	! 467.5 !	! 30,480 !	! 288 !	! 466.5 !	! 25,910 !	! 279 !	! 409 !
! 15,714 !	! 110 !	! 629 !	! 10,742 !	! 110 !	! 430 !	! 2,248 !	! 110 !	! 90 !	! FS !	! FS !	! FS !
! 34,000 !	! 300 !	! 499 !	! 30,250 !	! 300 !	! 444 !	! 30,318 !	! 300 !	! 445 !	! 33,725 !	! 300 !	! 495 !
! - !	! - !	! - !	! - !	! - !	! - !	! - !	! - !	! - !	! - !	! - !	! - !
! - !	! - !	! - !	! - !	! - !	! - !	! - !	! - !	! - !	! - !	! - !	! - !
97,754			85,292			74,276			65,985		

AGOSTO			SEPTIEMBRE			OCTUBRE			NOVIEMBRE		
PRODUCCION	CAUDAL	HORAS	PRODUCCION	CAUDAL	HORAS	PRODUCCION	CAUDAL	HORAS	PRODUCCION	CAUDAL	HORAS
M3	GPM	BOMBEO	M3	GPM	BOMBEO	M3	GPM	BOMBEO	M3	GPM	BOMBEO
		MES			MES			MES			MES
57,960	351	728	53,900	331	718.00	56,500	350	711.00	56,990	351	714.00
49,504	315	692	50,577	315	707	49,096	315	686.50	49,861	315	697.00
-	-	-	-	-	-	-	-	-	-	-	-
56,020	343	720	54,010	337	706	54,830	341	707	54,500	338	709
-	-	-	-	-	-	-	-	-	-	-	-
29,015	200	638	18,423	201	404	30,250	197	676.00	22,585	189	526.00
192,499			176,910			190,676			183,936		
7,000	124	249	2,990	115	114	5,220	123	187.50	3,300	119	122.00
29,230	275	468	18,440	267	304.00	16,500	269	270.50	10,470	224	206.00
FS	FS	FS	16,363	110	655	14,739	110	590.00	15,039	110	602.00
32,226	300	473.0	48,713	300	715	21,257	300	312	31,408	300	461
-	-	-	-	-	-	-	-	-	-	-	-
-	-	-	-	-	-	-	-	-	-	-	-
68,456			86,506			57,716			60,217		

1988		
DICIEMBRE		
PRODUCCION	CAUDAL	HORAS
M3	GPM	BOMBEO
		MES
49,910	307	715.00
48,717	315	681.00
-	-	-
54,770	348	694
-	-	-
25,430	196	572.00
178,827		
FS	FS	FS
FS	FS	FS
17,524	110	701.50
46,670	300	685
-	-	-
-	-	-
64,194		

REGIONAL	!POZO !(No INAA)!	!LUGAR/EQUIPO	ENERO			FEBRERO			MARZO		
			!PRODUCCION!	!CAUDAL!	!HORAS!	!PRODUCCION!	!CAUDAL!	!HORAS!	!PRODUCCION!	!CAUDAL!	!HORAS!
			M3	GPM	BOMBEO !MES	M3	GPM	BOMBEO !MES	M3	GPM	BOMBEO !MES
JINOTEPE	!A-2-73	!Santa Ana /4	60,260	364	728	-	-	-	59,020	354	734
"	!A-3-74 #3	!Frente Hospital/5	29,330	315	410	-	-	-	36,627	315	512
"	!F-2-89	!Alvaro Leiva Trillo	-	-	-	-	-	-	-	-	-
"	!F-1-82	!Dulce Nombre/8	68,600	420	720	-	-	-	65,420	417	690
"	!F-1-89	!Guisquiliapal/10	-	-	-	-	-	-	-	-	-
"	!A-1-82	!Santa Teresa/1	32,963	224	641	-	-	-	28,593	240	524
		Total	191,153						189,660		
San Marcos	!#3	!Frente Cementerio TAN	16,390	117	613.5	-	-	-	12,590	110	504.5
"	!#5	!Normal	42,960	285	664.5	-	-	-	27,620	278	437.5
"	!#4	!Salida a Jinotepe/4	18,411	110	737	-	-	-	18,461	110	739
"	!F-2-83	!San Leonardo/6	-	-	-	-	-	-	24,970	325	338
"	!F-1-83	!Sn Juan de La Concep	-	-	-	-	-	-	-	-	-
"	!F-1-90	!La Ceiba	-	-	-	-	-	-	-	-	-
		Total	77,761						83,641		

ABRIL			MAYO			JUNIO			JULIO		
!PRODUCCION!	!CAUDAL!	!HORAS!	!PRODUCCION!	!CAUDAL!	!HORAS!	!PRODUCCION!	!CAUDAL!	!HORAS!	!PRODUCCION!	!CAUDAL!	!HORAS!
M3	GPM	BOMBEO !MES	M3	GPM	BOMBEO !MES	M3	GPM	BOMBEO !MES	M3	GPM	BOMBEO !MES
56,780	359	697	59,380	352	742	55,880	349	705	53,710	346	684
36,484	315	510	52,222	315	730	50,827	315	710.5	49,683	315	694.5
-	-	-	-	-	-	-	-	-	-	-	-
64,850	418	683	66,660	416	705	66,220	414	704	64,510	413	688
-	-	-	-	-	-	-	-	-	-	-	-
32,261	237	599.0	30,914	225	605.0	27,699	197	619.5	24,300	186	575
190,375			209,176			200,626			192,203		
11,240	113	438	11,460	117	431	10,780	112	424.5	11,390	118	426
28,770	285	444	26,350	278	417.0	24,830	283	386.0	19,500	284	302.5
16,313	110	653	18,436	110	738	17,362	110	695	17,574	110	703.5
29,560	293	445	27,310	284	424	24,010	278	380.5	19,630	302	286.5
-	-	-	-	-	-	-	-	-	-	-	-
-	-	-	-	-	-	-	-	-	-	-	-
85,883			83,556			76,982			68,094		

AGOSTO			SEPTIEMBRE			OCTUBRE			NOVIEMBRE		
PRODUCCION	CAUDAL	HORAS	PRODUCCION	CAUDAL	HORAS	PRODUCCION	CAUDAL	HORAS	PRODUCCION	CAUDAL	HORAS
M3	GPM	BOMBEO	M3	GPM	BOMBEO	M3	GPM	BOMBEO	M3	GPM	BOMBEO
		MES			MES			MES			MES
50,950	352	637.5	57,650	358	709.50	59,900	367	719.00	52,460	345	669.50
49,790	315	696	30,511	315	426.5	20,388	315	285.00	51,292	315	717.00
64,100	415	680	66,180	417	699	69,550	422	725.2	67,330	417	711.5
20,212	182	488	20,573	184	493.5	28,426	192	653.50	29,410	205	632.50
185,052			174,914			178,264			200,492		
14,080	117	528	12,310	120	452	12,850	119	475.00	12,640	123	452.00
16,760	264	279.5	18,330	250	323.50	24,600	260	416.50	27,250	261	459.50
18,236	110	730	17,812	110	713	16,747	110	670.40	17,295	110	692.50
25,680	294	384.0	26,000	295	388	24,100	301	353	25,810	306	371.5
74,756			74,452			78,297			82,995		

1987		
DICIEMBRE		
PRODUCCION	CAUDAL	HORAS
M3	GPM	BOMBEO
		MES
56,400	349	712.50
50,577	315	709.00
68,040	416	721
25,620	197	574.00
200,637		
17,130	121	624.00
5,260	266	89.00
17,987	110	720.00
37,480	289	571
77,857		

REGIONAL	!POZO !(No INAA)!	!LUGAR/EQUIPO	ENERO			FEBRERO			MARZO		
			!PRODUCCION! !M3	!CAUDAL! !GPM	!HORAS! !BOMBEO !MES	!PRODUCCION! !M3	!CAUDAL! !GPM	!HORAS! !BOMBEO !MES	!PRODUCCION! !M3	!CAUDAL! !GPM	!HORAS! !BOMBEO !MES
JINOTEPE	!A-2-73	!Santa Ana /4	67,120	416	710.5	52,520	349	666	68,850	414	733
"	!A-3-74 #3	!Frente Hospital/5	50,930	307	731	47,537	315	664.5	49,500	313	697
"	!F-2-89	!Alvaro Leiva Trillo	-	-	-	S.I	S.I	S.I	-	-	-
"	!F-1-82	!Dulce Nombre/8	SI	SI	SI	60,990	405	662.5	65,420	417	690
"	!F-1-89	!Guisquiliapa/10	-	-	-	S.I	S.I	S.I	-	-	-
"	!A-i-82	!Santa Teresa/1	23,809	262	400.5	25,122	226	490	28,795	278	456.5
		Total	141,859			186,169			212,565		
San Marcos	#3	!Frente Cementerio TAN	16,440	115	627.5	13,890	116	528	17,840	112	700.0
"	#5	!Normal	36,720	291	555.0	38,420	285	594	39,660	294	593.0
"	#4	!Salida a Jinotepe/4	17,974	110	719.5	16,737	110	670	18,224	110	729.5
"	!F-2-83	!San Leonardo/6	-	-	-	-	-	-	-	-	-
"	!F-1-83	!Sn Juan de La Concep	-	-	-	S.I	S.I	S.I	-	-	-
"	!F-1-90	!La Ceiba	-	-	-	-	-	-	-	-	-
		Total	71,134			69,047			75,724		

ABRIL			MAYO			JUNIO			JULIO		
!PRODUCCION! !M3	!CAUDAL! !GPM	!HORAS! !BOMBEO !MES	!PRODUCCION! !M3	!CAUDAL! !GPM	!HORAS! !BOMBEO !MES	!PRODUCCION! !M3	!CAUDAL! !GPM	!HORAS! !BOMBEO !MES	!PRODUCCION! !M3	!CAUDAL! !GPM	!HORAS! !BOMBEO !MES
65,660	407	709.5	62,680	402	686	62,180	411	666.5	63,720	401	700.5
49,270	306	708	44,520	310	632.5	47,430	311	671.0	50,960	316	710.0
-	-	-	-	-	-	-	-	-	-	-	-
-	-	-	-	-	-	-	-	-	15,680	404	171
30,183	257	518.0	28,972	230	554.0	26,462	220	530.5	30,283	209	632
145,113			136,172			136,072			160,643		
16,070	114	622.5	13,880	117	524	13,570	116	516.5	15,490	117	581.5
40,730	294	610	34,580	291	524.0	27,920	288	427.0	29,840	288	456.0
17,412	110	597	16,288	110	652	16,475	110	659.5	17,887	110	716.0
-	-	-	-	-	-	-	-	-	-	-	-
-	-	-	-	-	-	-	-	-	-	-	-
74,212			64,748			57,965			63,217		

AGOSTO			SEPTIEMBRE			OCTUBRE			NOVIEMBRE		
PRODUCCION	CAUDAL	HORAS	PRODUCCION	CAUDAL	HORAS	PRODUCCION	CAUDAL	HORAS	PRODUCCION	CAUDAL	HORAS
M3	GPM	BOMBEO	M3	GPM	BOMBEO	M3	GPM	BOMBEO	M3	GPM	BOMBEO
		MES			MES			MES			MES
47,120	375	553.0	53,300	383	613.50	62,390	391	703.50	59,500	376	697.00
51,364	315	718	50,183	315	701.5	52,795	315	738.00	50,694	315	708.50
-	-	-	-	-	-	-	-	-	-	-	-
59,870	403	654.5	51,790	407	560	55,620	407	602.5	56,490	409	608.0
-	-	-	-	-	-	-	-	-	-	-	-
25,630	213	529	28,206	213	587.0	24,382	207	518.50	23,454	209	493.50
183,984			183,479			195,187			190,138		
17,030	116	649	15,710	113	611	16,500	112	646.50	16,730	112	655.50
31,390	288	479.5	31,100	285	480.50	31,740	283	494.00	35,050	283	545.50
17,412	110	697	17,849	110	714.5	18,336	110	734.00	17,862	110	715.00
-	-	-	-	-	-	-	-	-	-	-	-
-	-	-	-	-	-	-	-	-	-	-	-
-	-	-	-	-	-	-	-	-	-	-	-
65,832			64,659			66,576			69,642		

1986		
DICIEMBRE		
PRODUCCION	CAUDAL	HORAS
M3	GPM	BOMBEO
		MES
58,680	356	726.00
52,508	356	784.00
-	-	-
66,440	414	707.5
-	-	-
24,914	224	489.00
202,542		
17,200	112	674.50
40,500	286	622.50
18,186	110	728.00
-	-	-
-	-	-
-	-	-
75,886		

REGIONAL	!POZO !(No INAA)!	!LUGAR/EQUIPO	ENERO			FEBRERO			MARZO		
			!PRODUCCION! !M3	!CAUDAL !GPM	!HORAS !BOMBEO !MES	!PRODUCCION! !M3	!CAUDAL !GPM	!HORAS !BOMBEO !MES	!PRODUCCION! !M3	!CAUDAL !GPM	!HORAS !BOMBEO !MES
JINOTEPE	!A-2-73	!Santa Ana /4	60,800	361	742.3	62,580	412	669.25	68,550	410	737
"	!A-3-74 #3	!Frente Hospital/5	53,660	320	737.3	42,840	321	587.5	53,870	322	737
"	!F-2-89	!Alvaro Leiva Trillo/9!	-	-	-	-	-	-	-	-	-
"	!F-1-82	!Dulce Nombre/8	-	-	-	-	-	-	-	-	-
"	!F-1-89	!Guisquiliapa/10	-	-	-	-	-	-	-	-	-
"	!A-1-82	!Santa Teresa/1	FS	FS	FS	FS	FS	FS	FS	FS	FS
		Total	114,460			105,420			122,420		
San Marcos!	#3	!Frente Cementerio TAN!	16,520	113	641.3	16,010	115	614	17,770	115	678.5
"	#5	!Normal	40,560	292	611.3	36,340	295	542.5	40,410	295	604.0
"	#4	!Salida a Jinotepe/4	16,510	133	546.0	15,750	135	513.5	16,440	132	546.5
"	!F-2-83	!San Leonardo/6	-	-	-	-	-	-	-	-	-
"	!F-1-83	!Sn Juan de La Concep	-	-	-	-	-	-	-	-	-
"	!F-1-90	!La Ceiba	-	-	-	-	-	-	-	-	-
		Total	73,590			68,100			74,620		

ABRIL			MAYO			JUNIO			JULIO		
!PRODUCCION! !M3	!CAUDAL !GPM	!HORAS !BOMBEO !MES	!PRODUCCION! !M3	!CAUDAL !GPM	!HORAS !BOMBEO !MES	!PRODUCCION! !M3	!CAUDAL !GPM	!HORAS !BOMBEO !MES	!PRODUCCION! !M3	!CAUDAL !GPM	!HORAS !BOMBEO !MES
63,870	402	700.0	61,070	392	686	57,350	379	665.5	57,680	375	677.0
38,698	320	532.5	51,831	312	731.5	50,460	311	715.0	50,070	311	709.5
-	-	-	-	-	-	-	-	-	-	-	-
-	-	-	-	-	-	-	-	-	-	-	-
13,710	268	225.0	18,456	251	324.5	18,221	243	330.0	19,249	264	321
116,278			131,357			126,031			126,999		
16,770	116	636.5	17,300	115	663	14,940	117	564.5	15,360	120	566.0
38,050	292	572	36,010	290	547.5	32,290	288	493.5	28,230	288	431.0
15,230	131	513	15,950	127	555	14,650	126	512.0	15,270	125	540.0
-	-	-	-	-	-	-	-	-	-	-	-
-	-	-	-	-	-	-	-	-	-	-	-
70,050			69,260			61,880			58,860		

AGOSTO			SEPTIEMBRE			OCTUBRE			NOVIEMBRE		
PRODUCCION	CAUDAL	HORAS	PRODUCCION	CAUDAL	HORAS	PRODUCCION	CAUDAL	HORAS	PRODUCCION	CAUDAL	HORAS
M3	GPM	BOMBEO	M3	GPM	BOMBEO	M3	GPM	BOMBEO	M3	GPM	BOMBEO
		MES			MES			MES			MES
60,380	382	695.5	56,170	394	628.00	55,580	390	627.00	54,500	394	609.50
51,920	309	740	49,960	308	715.0	49,700	307	713.00	47,210	303	686.00
-	-	-	-	-	-	-	-	-	-	-	-
-	-	-	-	-	-	-	-	-	-	-	-
19,558	269	320	18,697	266	309.0	20,217	269	330.50	19,327	269	316.00
131,858			124,827			125,497			121,037		
17,420	122	630	15,360	119	567	15,430	120	566.50	13,060	114	503.00
31,030	288	474.5	31,100	289	473.50	28,470	285	439.50	28,730	286	443.00
15,410	124	549	18,200	122	658.0	16,040	116	609.00	17,080	110	686.00
-	-	-	-	-	-	-	-	-	-	-	-
-	-	-	-	-	-	-	-	-	-	-	-
63,860			64,660			59,940			58,870		

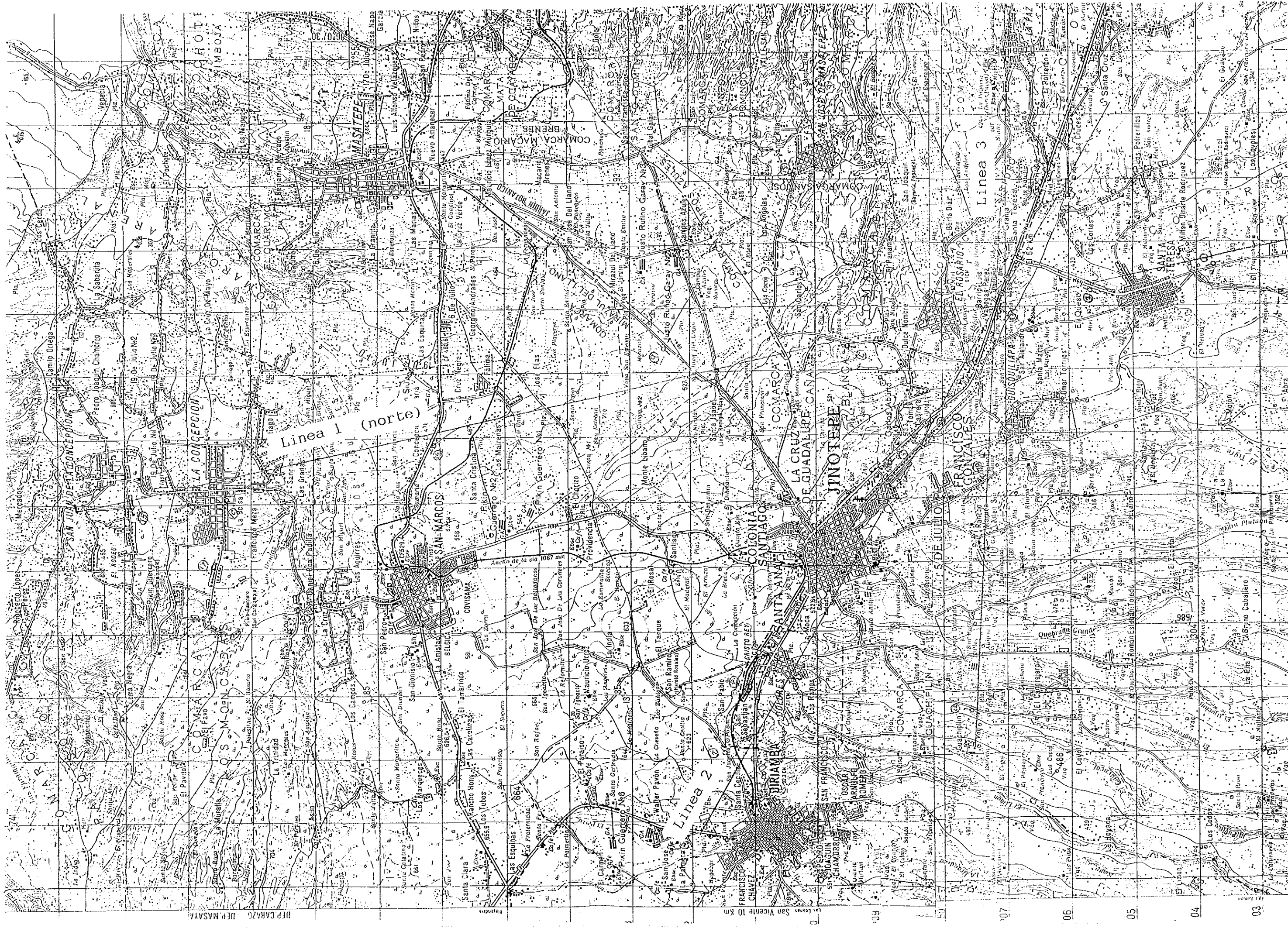
1985		
DICIEMBRE		
PRODUCCION	CAUDAL	HORAS
M3	GPM	BOMBEO
		MES
58,120	407	629.50
49,810	304	722.50
-	-	-
-	-	-
20,820	267	344.00
128,750		
16,400	115	625.50
34,110	287	523.50
14,910	97	675.00
-	-	-
-	-	-
65,420		

REGIONAL	!POZO !(No INAA)!	! LUGAR/EQUIPO	! ENERO			! FEBRERO			! MARZO		
			!PRODUCCION! !M3	!CAUDAL !GPM	!HORAS !BOMBEO !MES	!PRODUCCION! !M3	!CAUDAL !GPM	!HORAS !BOMBEO !MES	!PRODUCCION! !M3	!CAUDAL !GPM	!HORAS !BOMBEO !MES
JINOTEPE	!A-2-73	!Santa Ana /4	!64,370	!393	!721.3	!60,840	!403	!664.3	!66,070	!404	!719.30
"	!A-3-74	!Frente Hospital/5	!NT	!NT	!NT	!8,273	!275	!132.45	!53,440	!332	!709.30
"	!F-2-89	!Alvaro Leiva TRILLO	!	!	!	!	!	!	!	!	!
"	!F-1-82	!Dulce Nombre/8	!	!	!	!	!	!	!	!	!
"	!F-1-89	!Guisquiliapa/10	!	!	!	!	!	!	!	!	!
"	!A-1-82	!Santa Teresa/1	!16,351	!135	!533.25	!14,365	!135	!468.45	!12,829	!135	!418.40
		Total	80,721			83,478			132,339		
San Marcos	!#3	!Frente Cementerio TAN	!18,170	!120	!665.00	!17,780	!121	!648.30	!18,770	!118	!698.30
"	!#5	!Normal	!47,810	!309	!681.30	!46,150	!310	!654.30	!50,350	!312	!711.30
"	!#4	!Salida a Jinotepe/4	!	!	!	!	!	!	!	!	!
"	!F-2-83	!San Leonardo/6	!	!	!	!	!	!	!	!	!
"	!F-1-83	!Sn Juan de La Concep	!	!	!	!	!	!	!	!	!
"	!F-1-90	!La Ceiba	!	!	!	!	!	!	!	!	!
		Total	65,980			63,930			69,120		

! ABRIL			! MAYO			! JUNIO			! JULIO		
!PRODUCCION! !M3	!CAUDAL !GPM	!HORAS !BOMBEO !MES	!PRODUCCION! !M3	!CAUDAL !GPM	!HORAS !BOMBEO !MES	!PRODUCCION! !M3	!CAUDAL !GPM	!HORAS !BOMBEO !MES	!PRODUCCION! !M3	!CAUDAL !GPM	!HORAS !BOMBEO !MES
!64,830	!403	!708	!65,840	!402	!720.30	!53,690	!408	!579.30	!57,660	!410	!618.30
!54,950	!343	!706.45	!56,960	!341	!735.00	!54,650	!341	!705.30	!55,500	!335	!728.30
!	!	!	!	!	!	!	!	!	!	!	!
!	!	!	!	!	!	!	!	!	!	!	!
!13,859	!135	!452.00	!14,319	!135	!467.00	!13,798	!135	!450.00	!13,936	!135	!454.30
133,639			137,119			122,138			127,096		
!17,180	!120	!632.00	!17,300	!116	!655.30	!13,480	!115	!515.00	!7,320	!118	!273.00
!47,170	!310	!671.00	!45,760	!305	!661.00	!33,570	!311	!476.00	!33,660	!309	!480.00
!	!	!	!8,750	!129	!299.00	!15,400	!132	!512.00	!16,800	!140	!530.00
!	!	!	!	!	!	!	!	!	!	!	!
!	!	!	!	!	!	!	!	!	!	!	!
64,350			71,810			62,450			57,780		

AGOSTO			SEPTIEMBRE			OCTUBRE			NOVIEMBRE		
PRODUCCION	CAUDAL	HORAS	PRODUCCION	CAUDAL	HORAS	PRODUCCION	CAUDAL	HORAS	PRODUCCION	CAUDAL	HORAS
M3	GPM	BOMBEO	M3	GPM	BOMBEO	M3	GPM	BOMBEO	M3	GPM	BOMBEO
		MES			MES			MES			MES
59,720	412	637.30	57,730	410	620.00	63,610	406	690.00	65,900	406	714.00
53,400	336	700.00	52,580	334	693.45	54,830	330	732.00	52,030	329	696.00
-	-	-	-	-	-	-	-	-	-	-	-
-	-	-	-	-	-	-	-	-	-	-	-
14,043	135	458.00	13,798	135	450.00	11,468	135	374.00	FS	FS	FS
127,163			124,108			129,908			117,930		
10,900	122	392.00	12,050	121	438.30	15,540	117	583.00	16,490	116	624.30
30,470	309	434.00	26,270	311	372.00	33,210	300	487.30	34,530	301	505.00
16,800	138	536.00	16,340	136	529.00	16,750	135	548.30	17,090	137	549.30
-	-	-	-	-	-	-	-	-	-	-	-
-	-	-	-	-	-	-	-	-	-	-	-
-	-	-	-	-	-	-	-	-	-	-	-
58,170			54,660			65,500			68,110		

1984		
DICIEMBRE		
PRODUCCION	CAUDAL	HORAS
M3	GPM	BOMBEO
		MES
67,100	400	738.15
52,490	325	710.45
-	-	-
-	-	-
-	-	-
FS	FS	FS
119,590		
17,210	116	651.30
37,350	297	554.30
16,870	134	555.00
-	-	-
-	-	-
-	-	-
71,430		



DEP CARAZO DEP MASAYU

San Vicente 10 Km

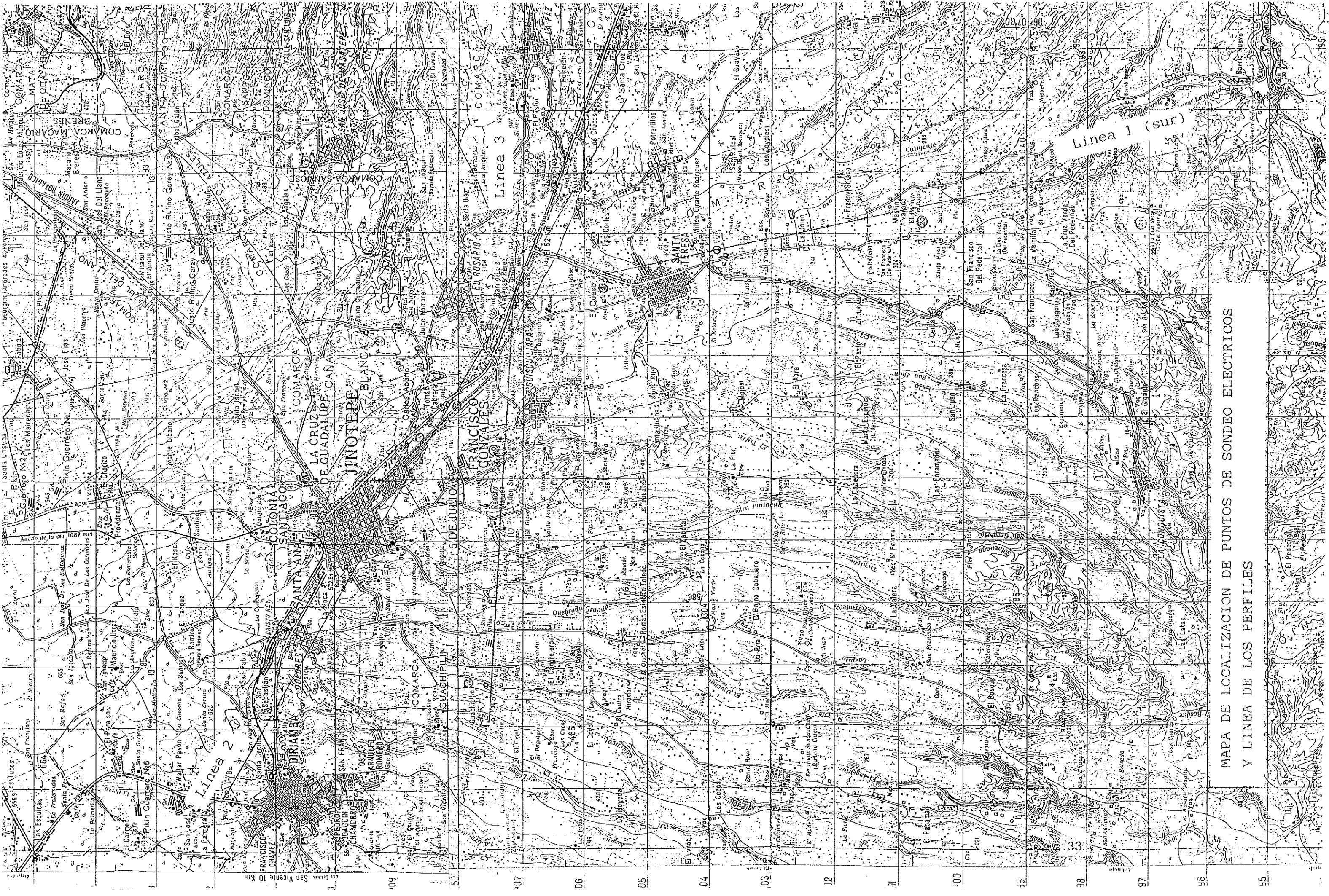
60

70

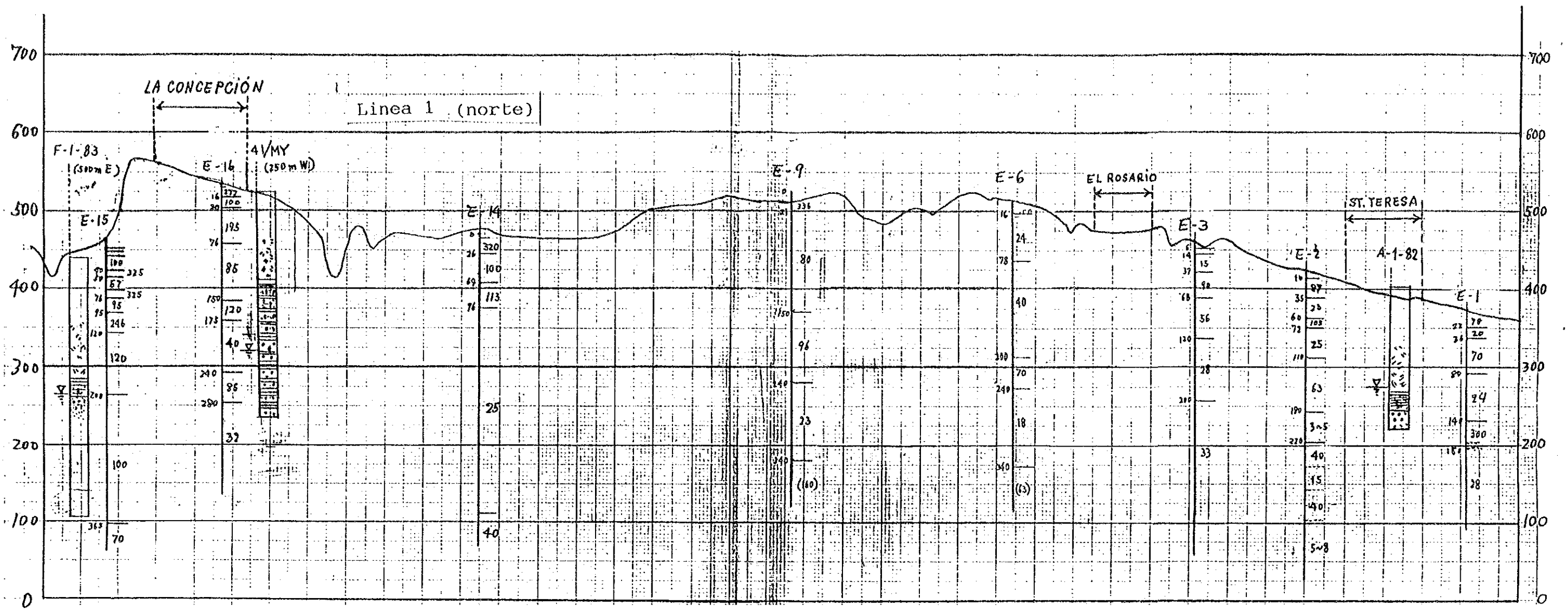
80

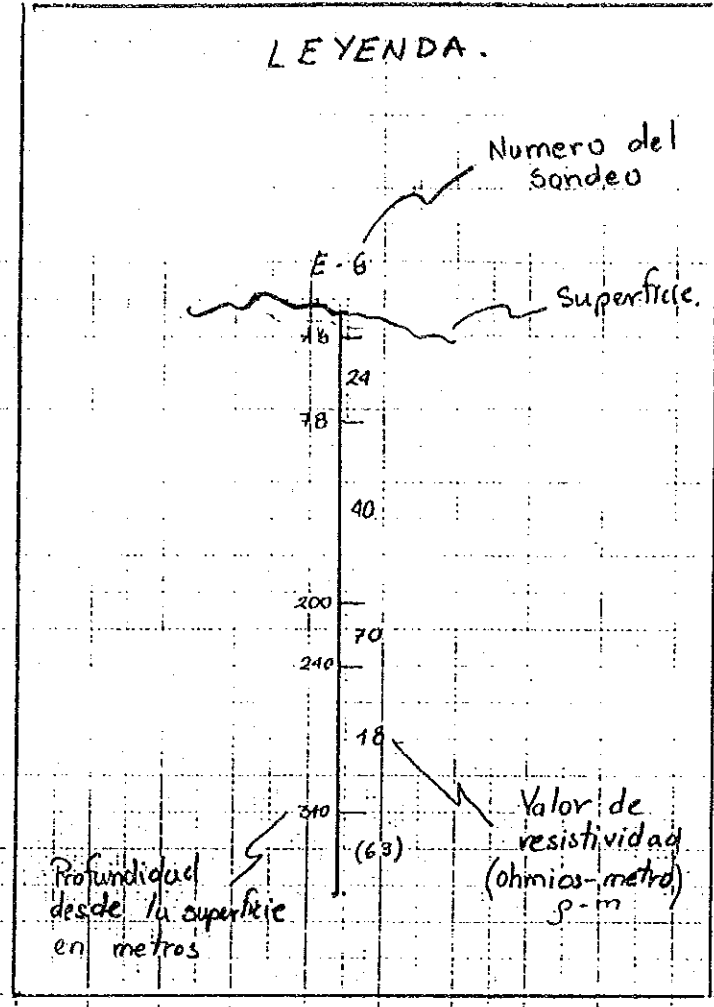
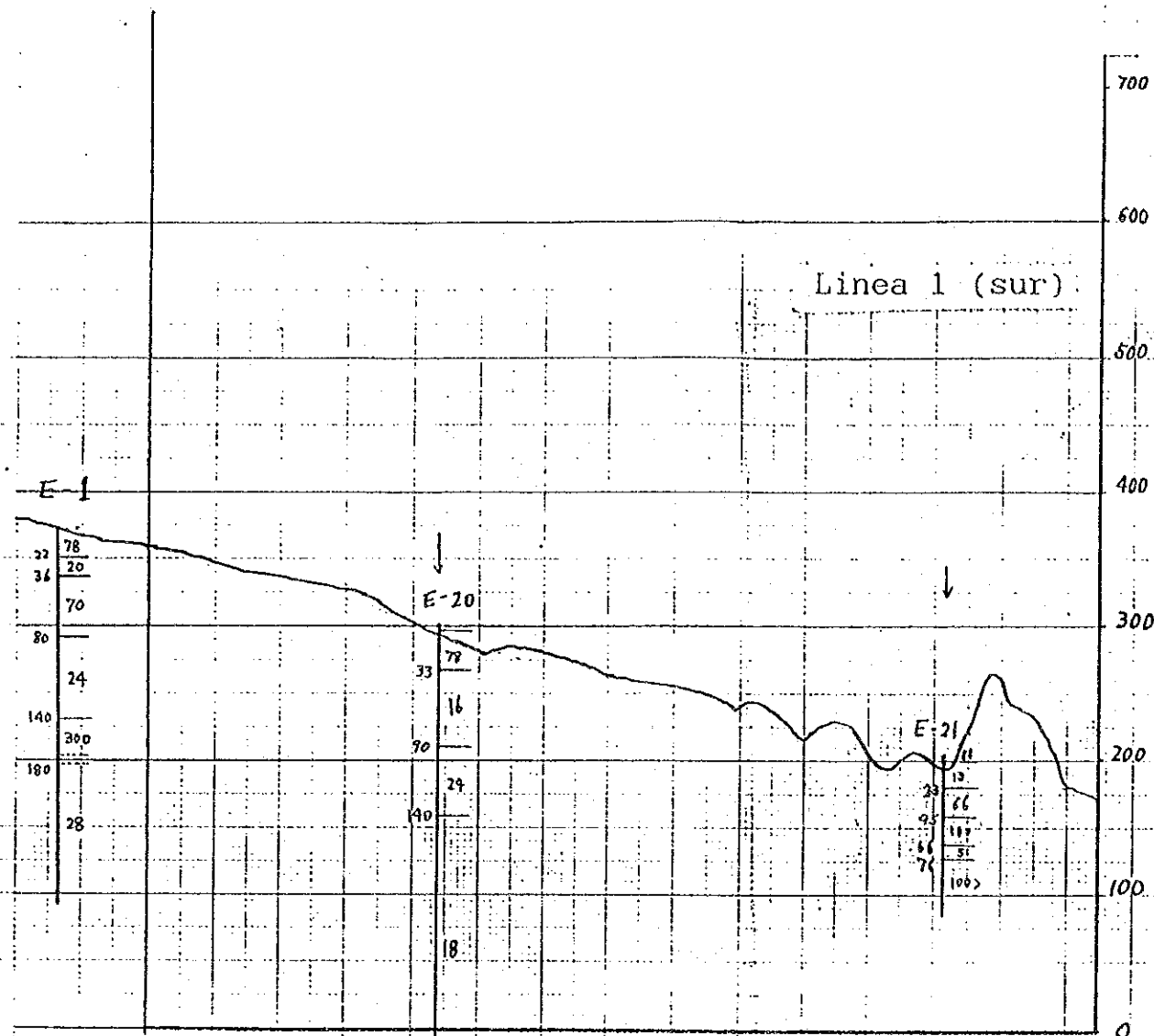
90

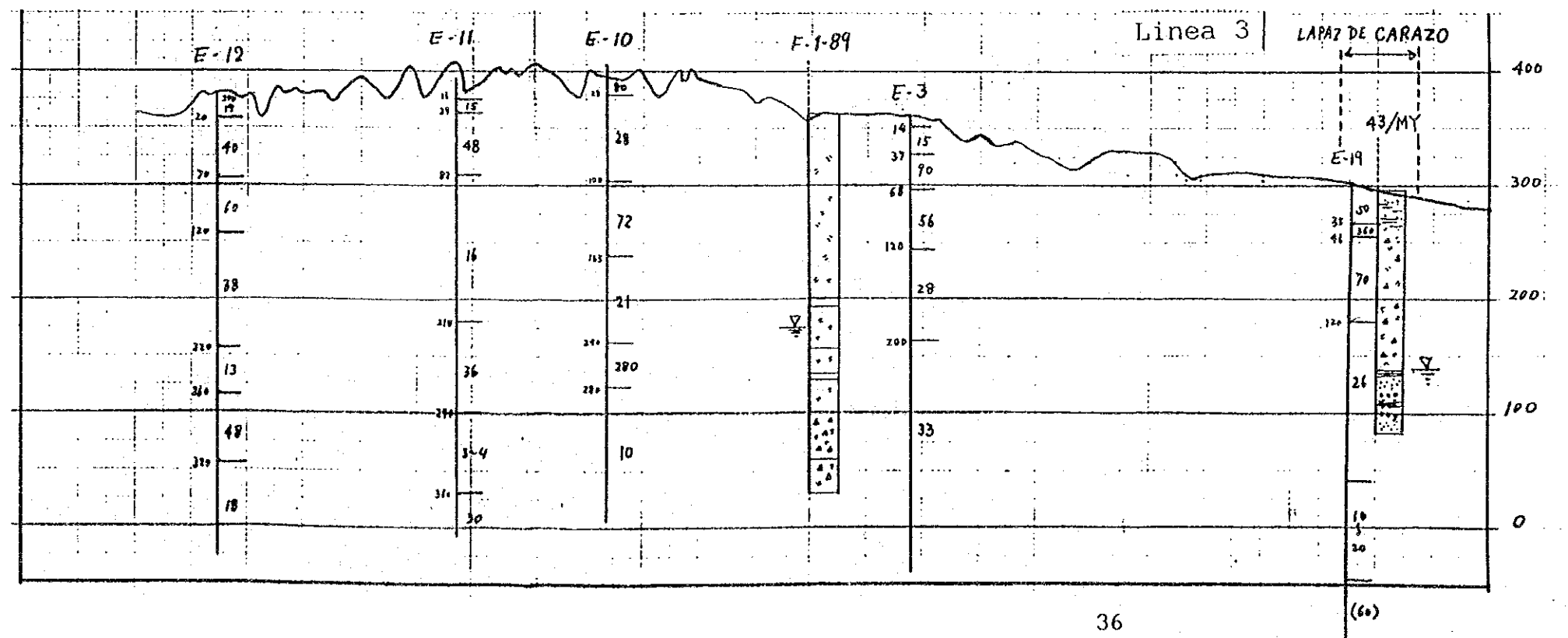
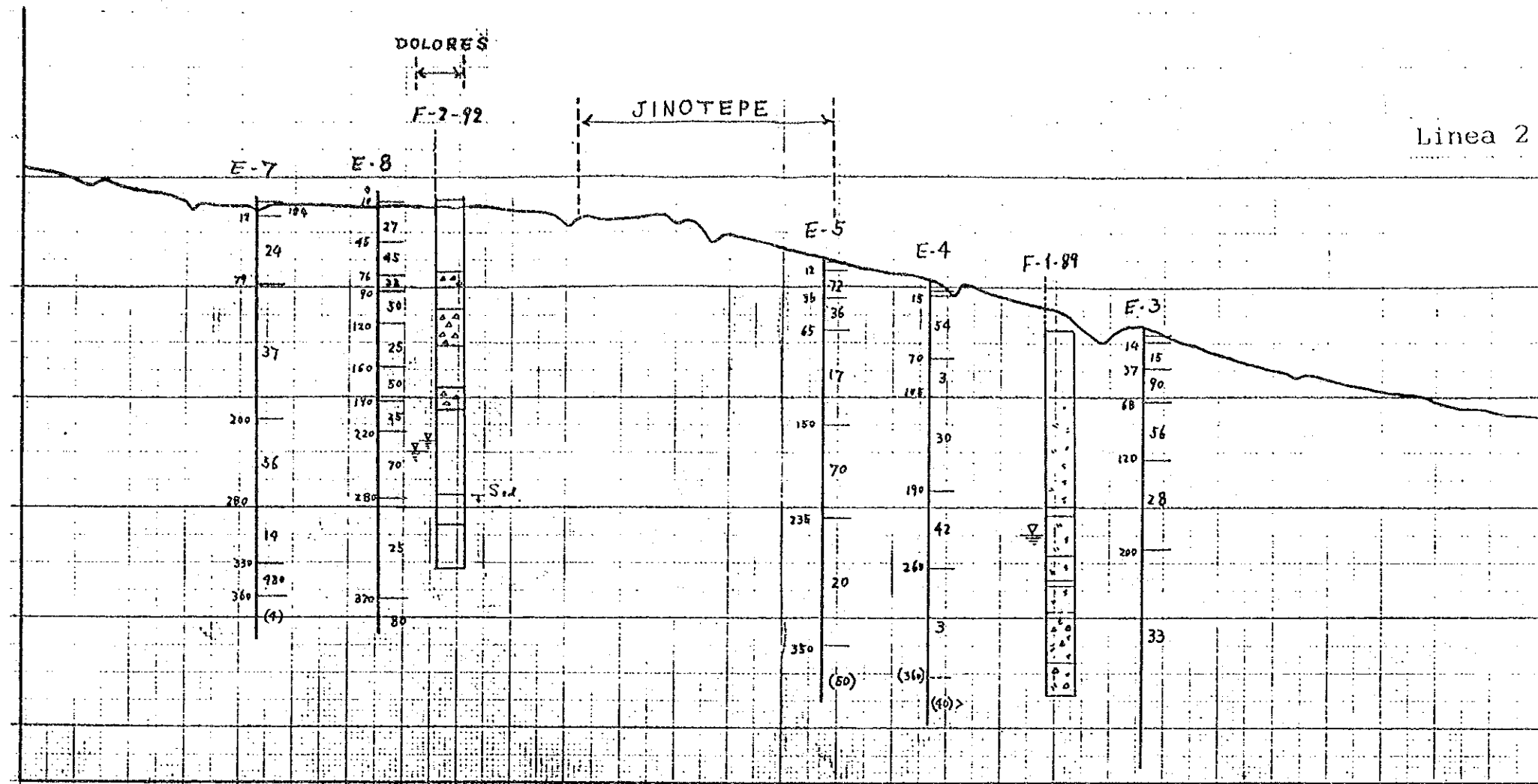
03



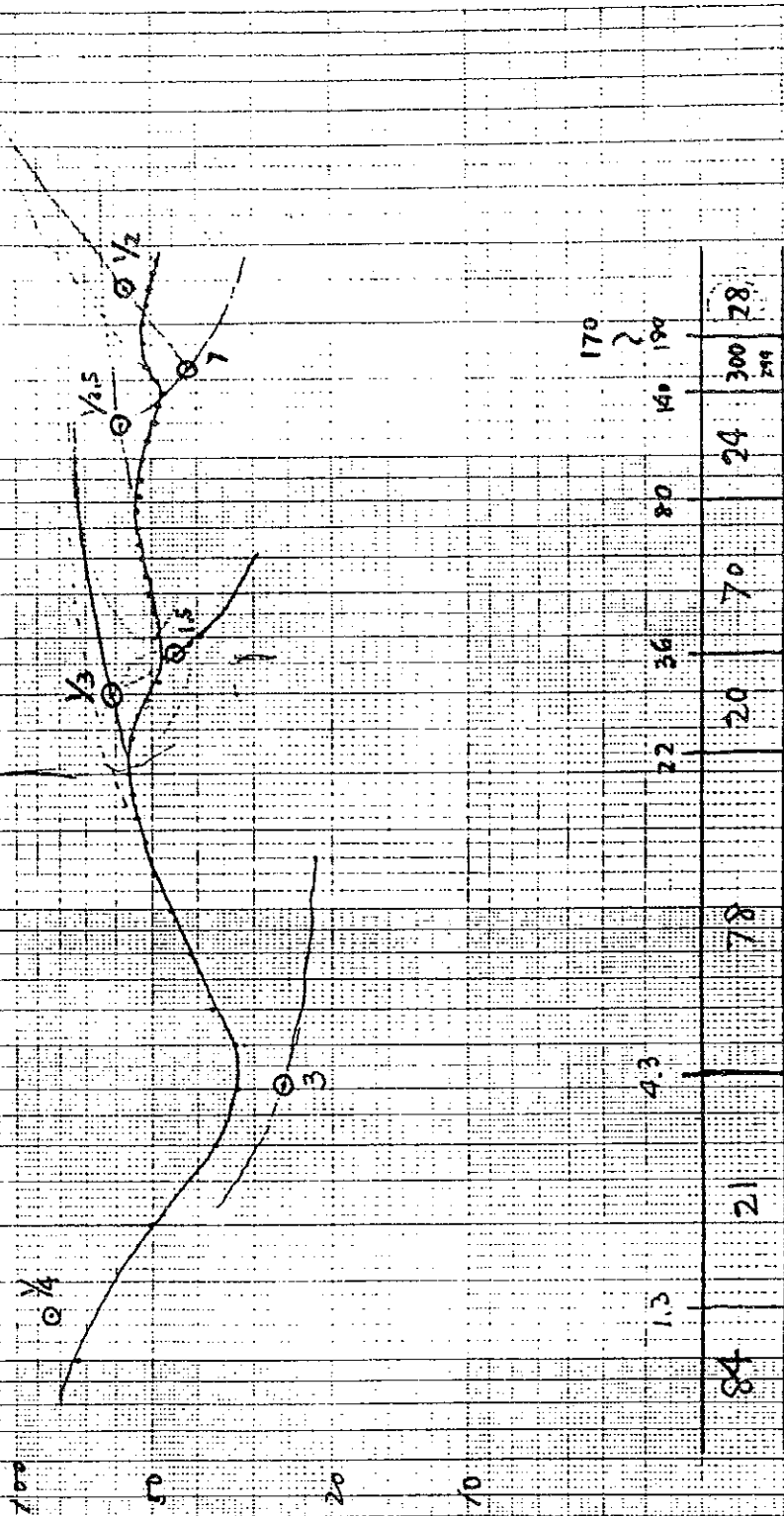
MAPA DE LOCALIZACION DE PUNTOS DE SONDEO ELECTRICOS
Y LINEA DE LOS PERFILES



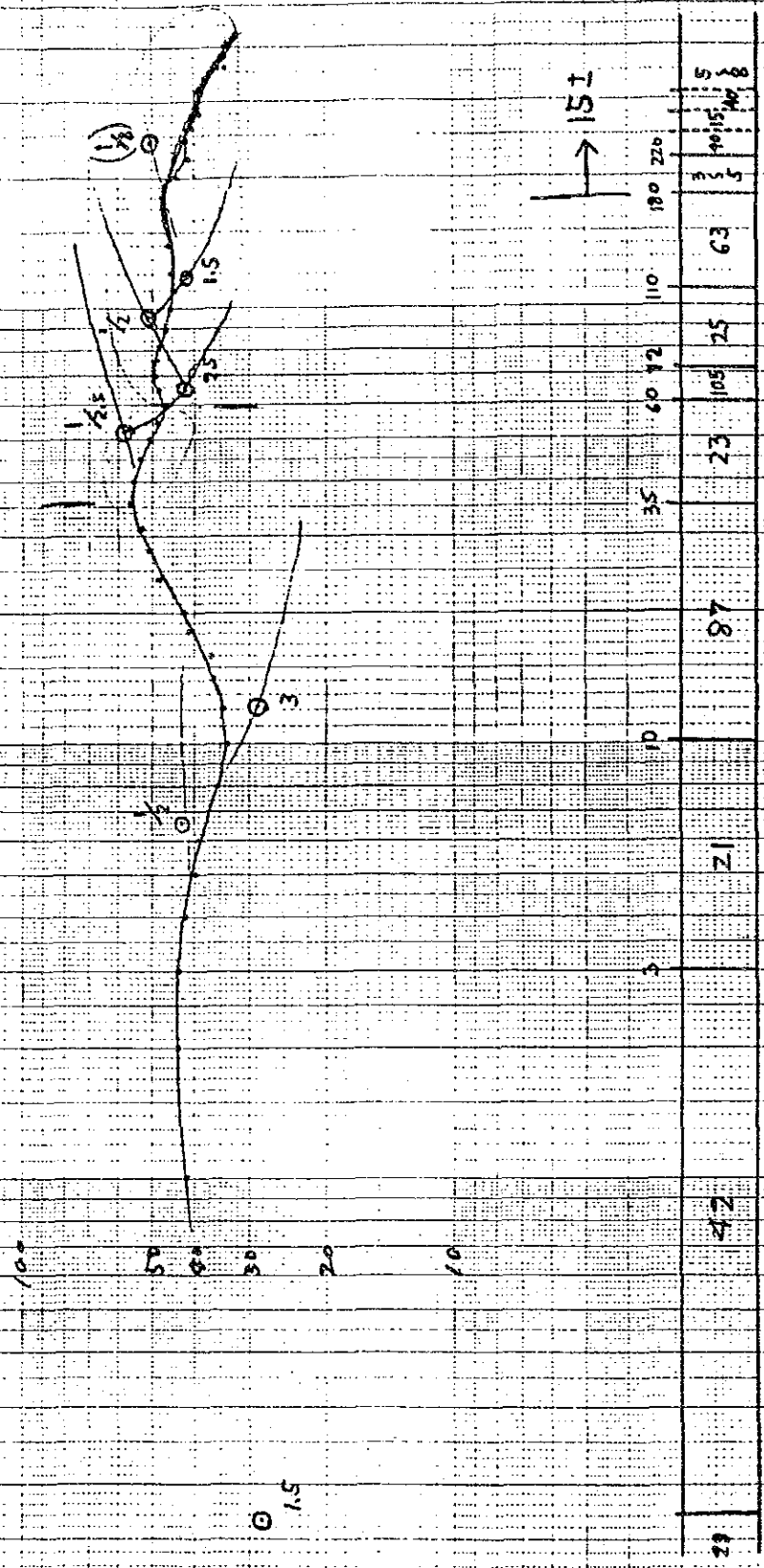




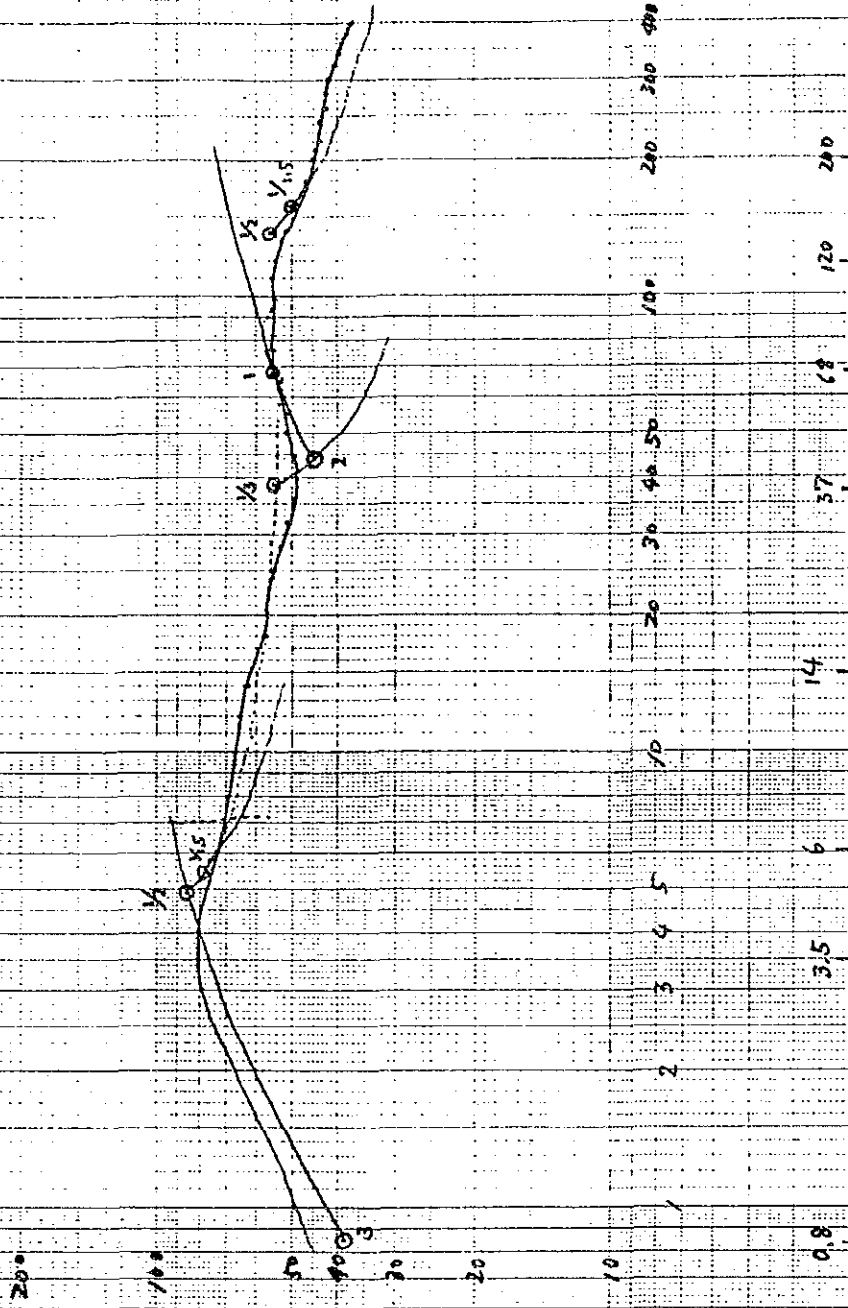
No. 1 1 km South (Santa Teresa) 10-9-92



No. 2 1 km North (Santa Teresa) 10-9-92

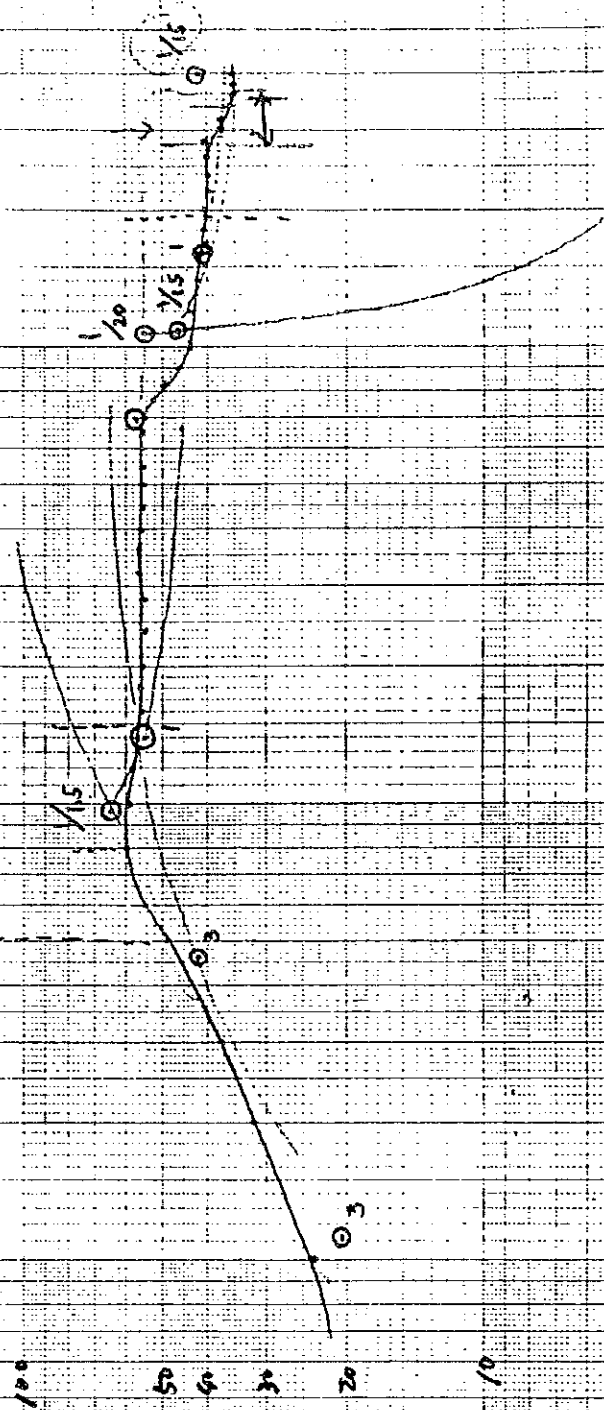


No. 3 Km 51 Root 2 11-9-92



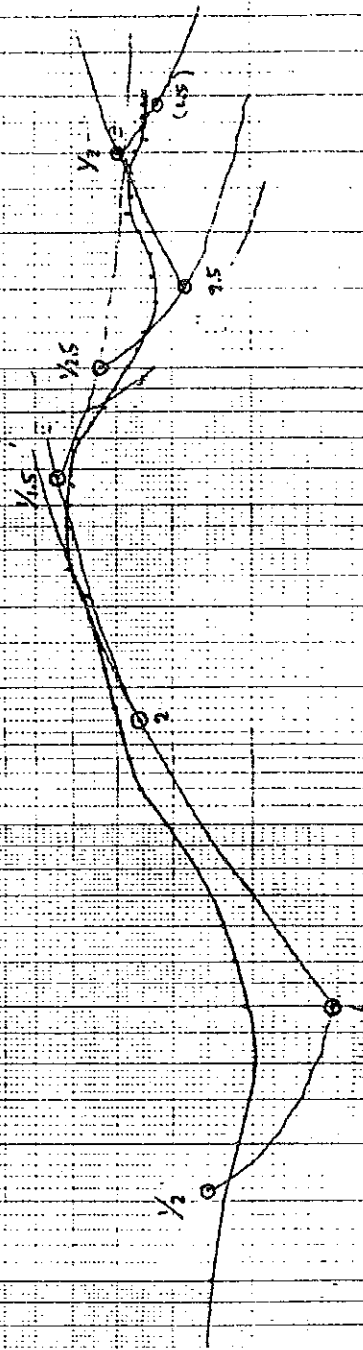
38	115	43	52	15	90	56	28	33
----	-----	----	----	----	----	----	----	----

No. 4 Km 49 Root 2 11-9-92



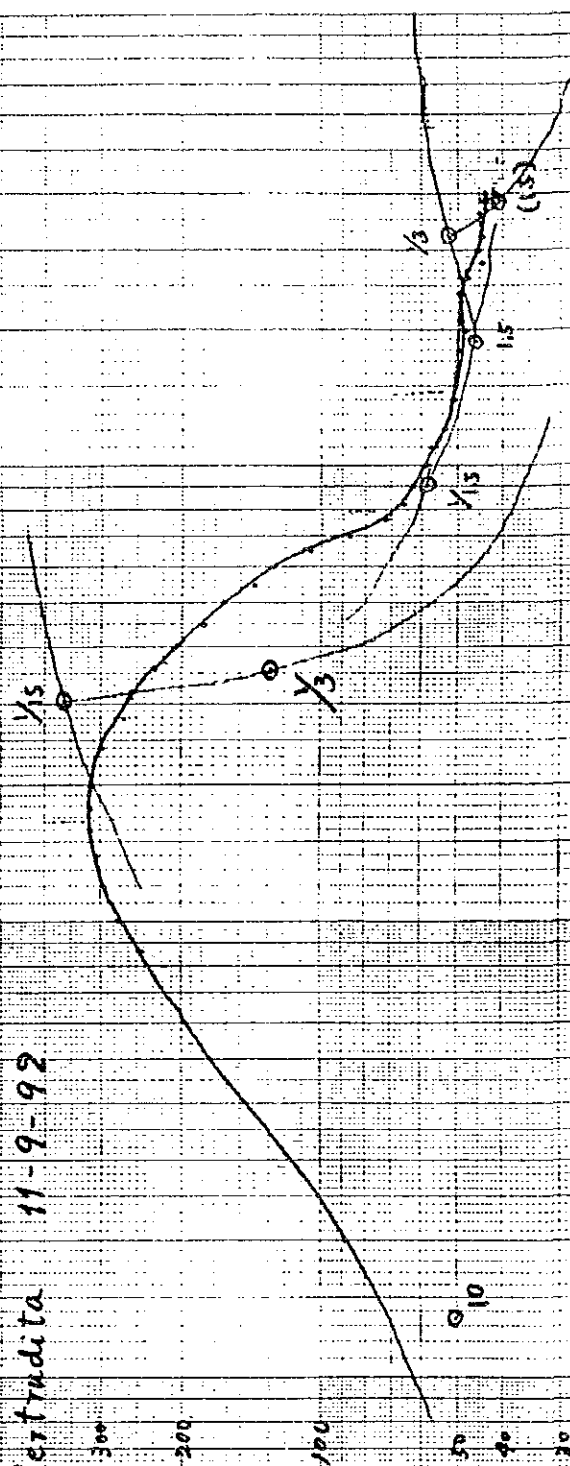
20	50	80	15	70	105	190	250	360 m
1.1	176	45	89	2.8	30	42	30.4	40

No. 5 Km 48 + 75 m Root 2 11-9-92



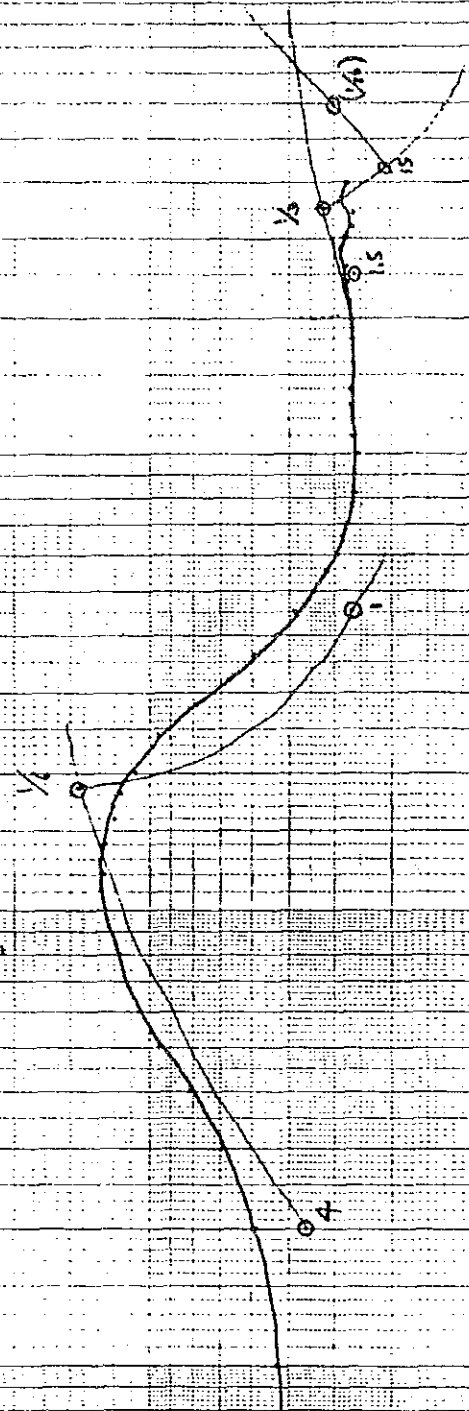
1.6	3	12	36	65	150	235	350
25	13	80	72	36	17	70	20 (50)

No. 6 Santa Gertrudita 11-9-92



1.3	1.6	7.2	14.5	21.0	24.0	34.0
50			43	39	70	18 (63)
				24		
				500		


No. 7 (to) Santa Cesilia 16-9-92



200	280	330	360
46	184	24	37
			56
			14
			(6)
			480

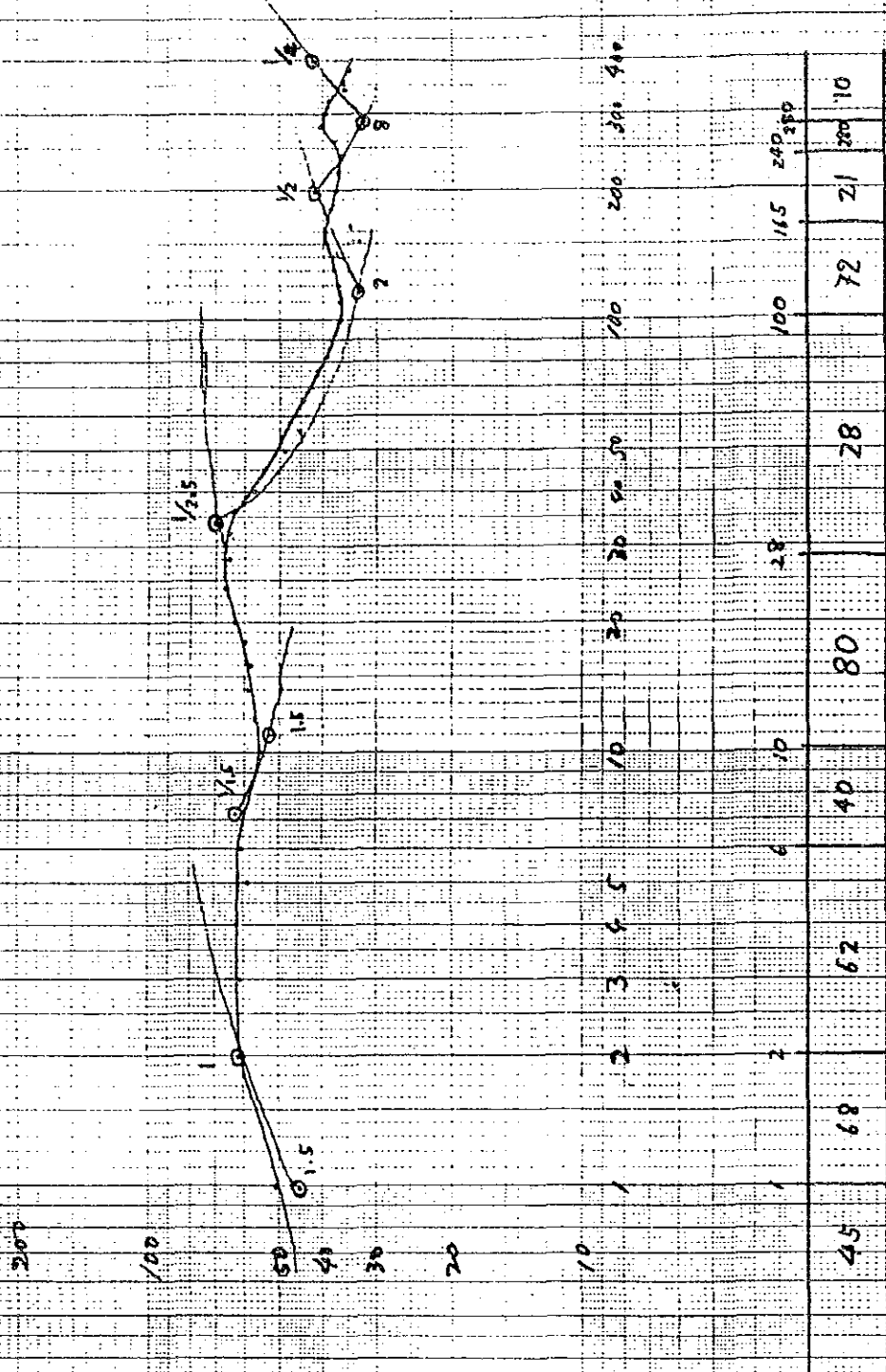
No. 9 Justo Rufino Garay 16-9-92

Close to power line



2	3	4	5	7	8	10	15	20	30	40	50	70	100	150	200
56	336	21	96	23	(110)?										


No. 10 San Roque 17-9-92



35.1

No. 11 South of Jimotepe
(between San Pedro and La Palma)

17-9-92

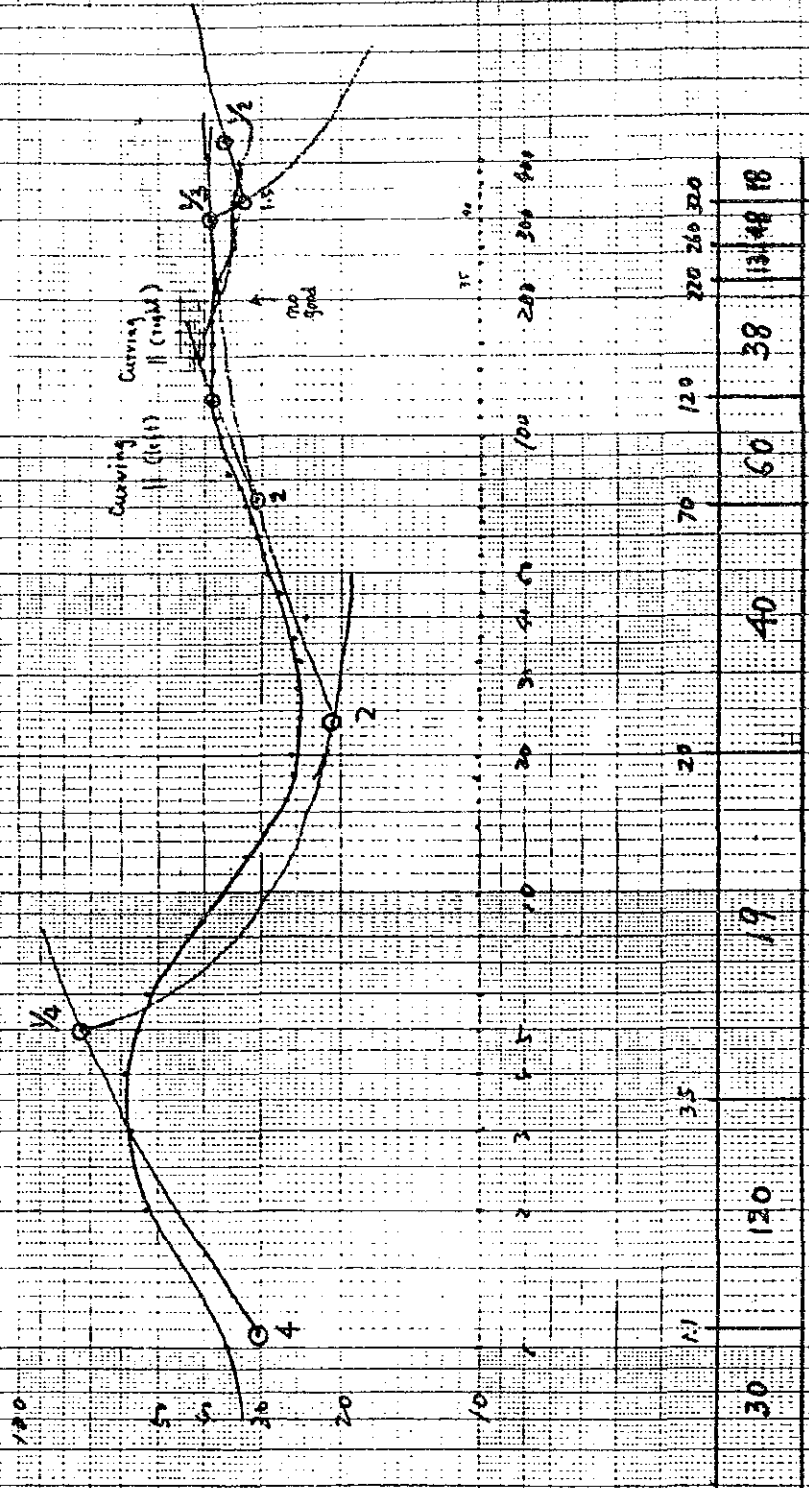


10	1	15	38	16	39	82	210	270	360
20	2	30	78	15	48				
30	3	45							
40	4	60							
50	5	75							
60	6	90							
70	7	105							
80	8	120							
90	9	135							
100	10	150							
110	11	165							
120	12	180							
130	13	195							
140	14	210							
150	15	225							
160	16	240							
170	17	255							
180	18	270							
190	19	285							
200	20	300							
210	21	315							
220	22	330							
230	23	345							
240	24	360							
250	25	375							
260	26	390							
270	27	405							
280	28	420							
290	29	435							
300	30	450							
310	31	465							
320	32	480							
330	33	495							
340	34	510							
350	35	525							
360	36	540							
370	37	555							
380	38	570							
390	39	585							
400	40	600							
410	41	615							
420	42	630							
430	43	645							
440	44	660							
450	45	675							
460	46	690							
470	47	705							
480	48	720							
490	49	735							
500	50	750							
510	51	765							
520	52	780							
530	53	795							
540	54	810							
550	55	825							
560	56	840							
570	57	855							
580	58	870							
590	59	885							
600	60	900							

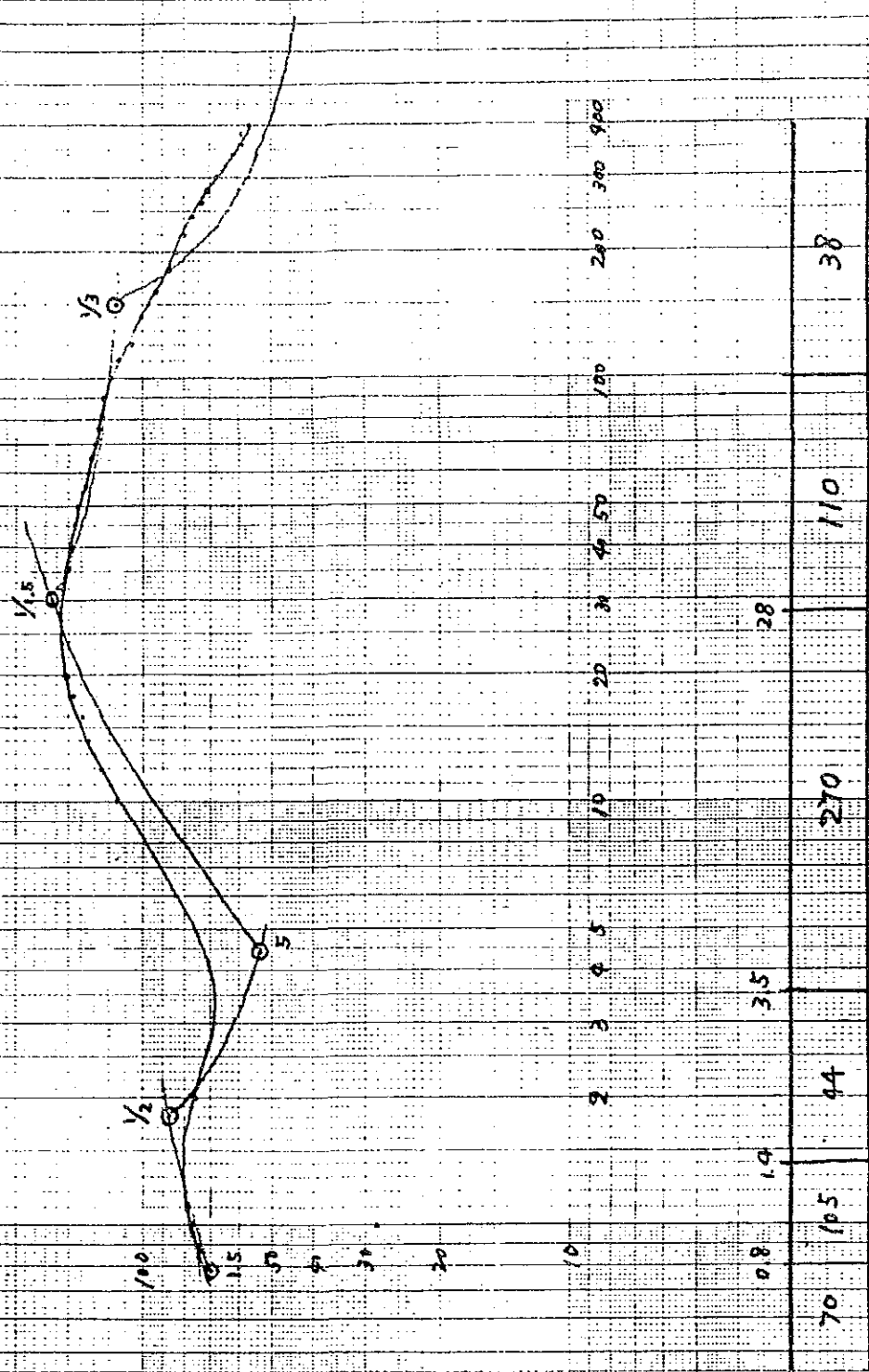
No. 12 Guachipilin (3km Southwest of Jinotepe)
 (In front of rain water reservoir)

17-9-92

Tuff

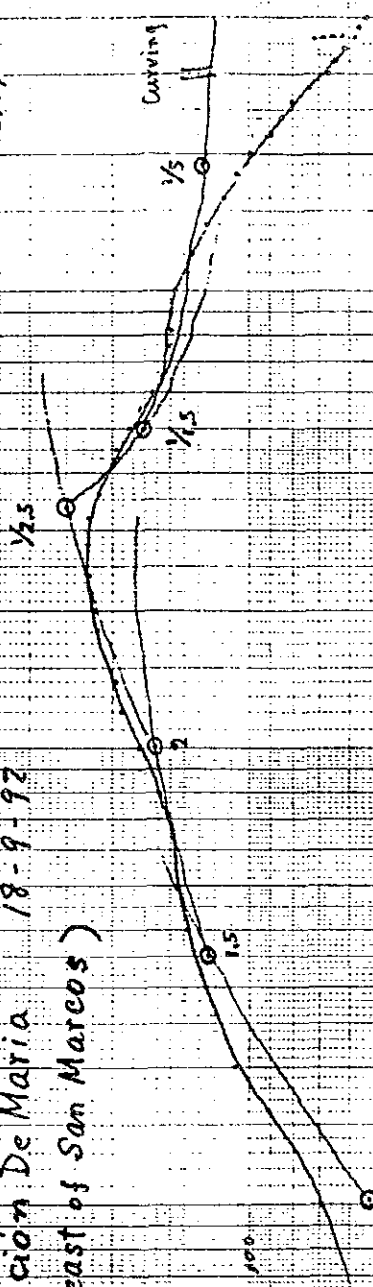


No. 13 Pikin Guerrero No. 1 (1 km South of SAN MARCOS) 18-9-92



EL. 470m
 Photo 14.15
 16.17 Tuffacios SS.

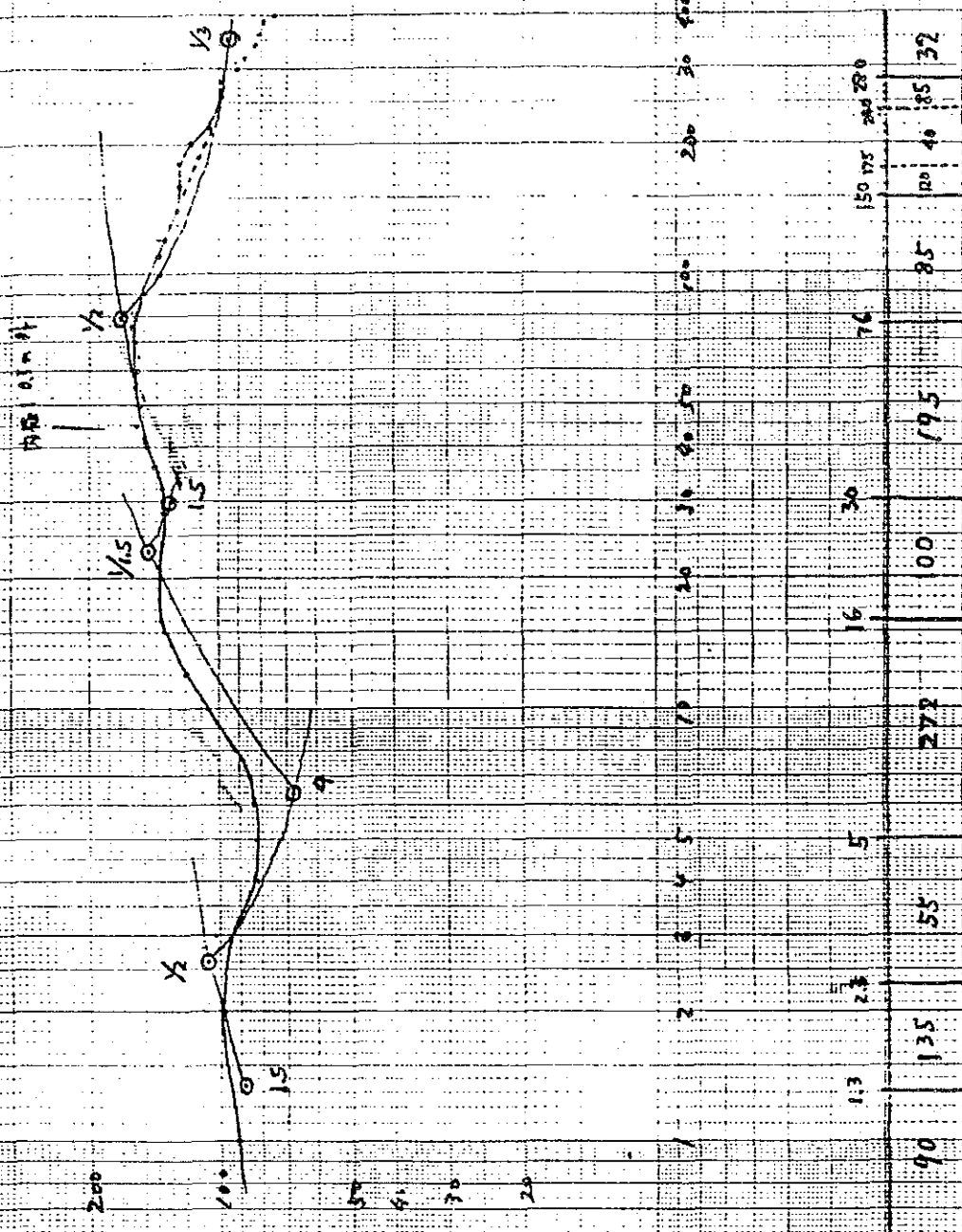
No. 14 Concepción De Maria 18-9-92
 (2km east of San Marcos)



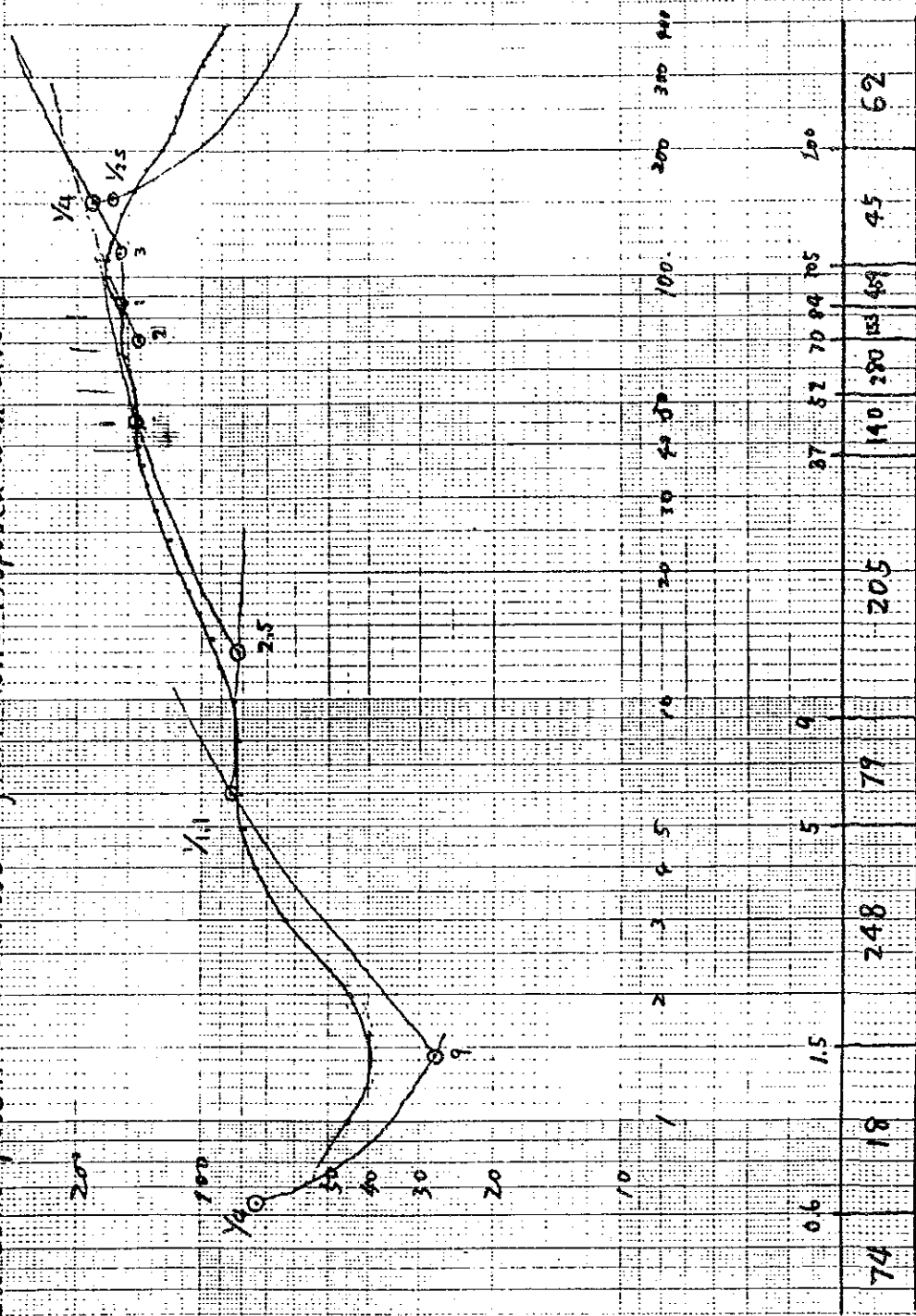
100	10	200	300	400
5	10	20	30	40
1.5	5	10	15	20
2	5	10	15	20
1/5	5	10	15	20
1/5	5	10	15	20
Curving	5	10	15	20
55	275	180	320	100
113	113	113	113	113
360	360	360	360	360
400	400	400	400	400

18-9-92

No. 16 La Concepción (along town street E-W)

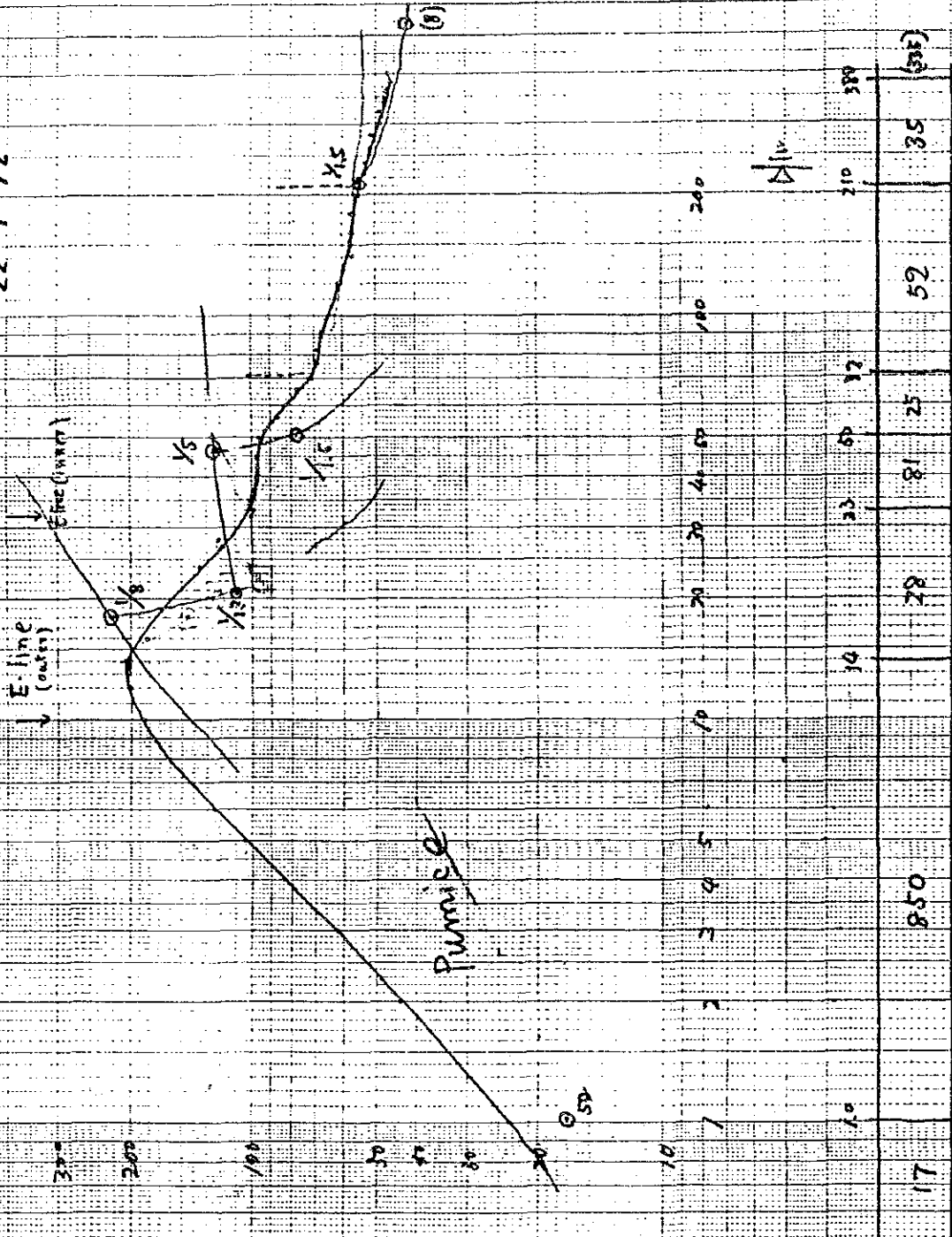


No. 17 La Concepción 200m west from No. 12 Proposed well site
 (10~20m higher)
 22-9-92



No. 18 San Jose de Masatepe

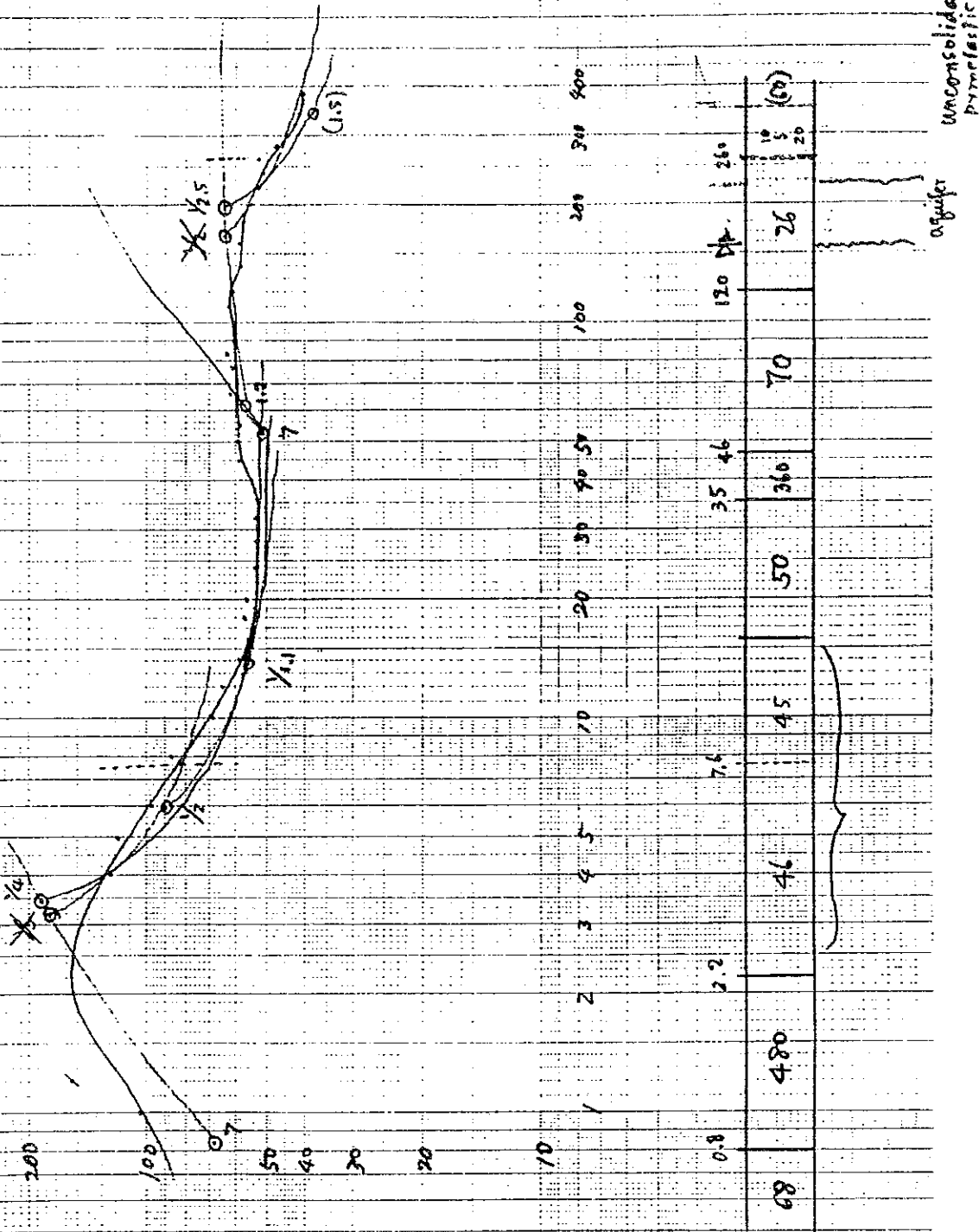
22-9-92

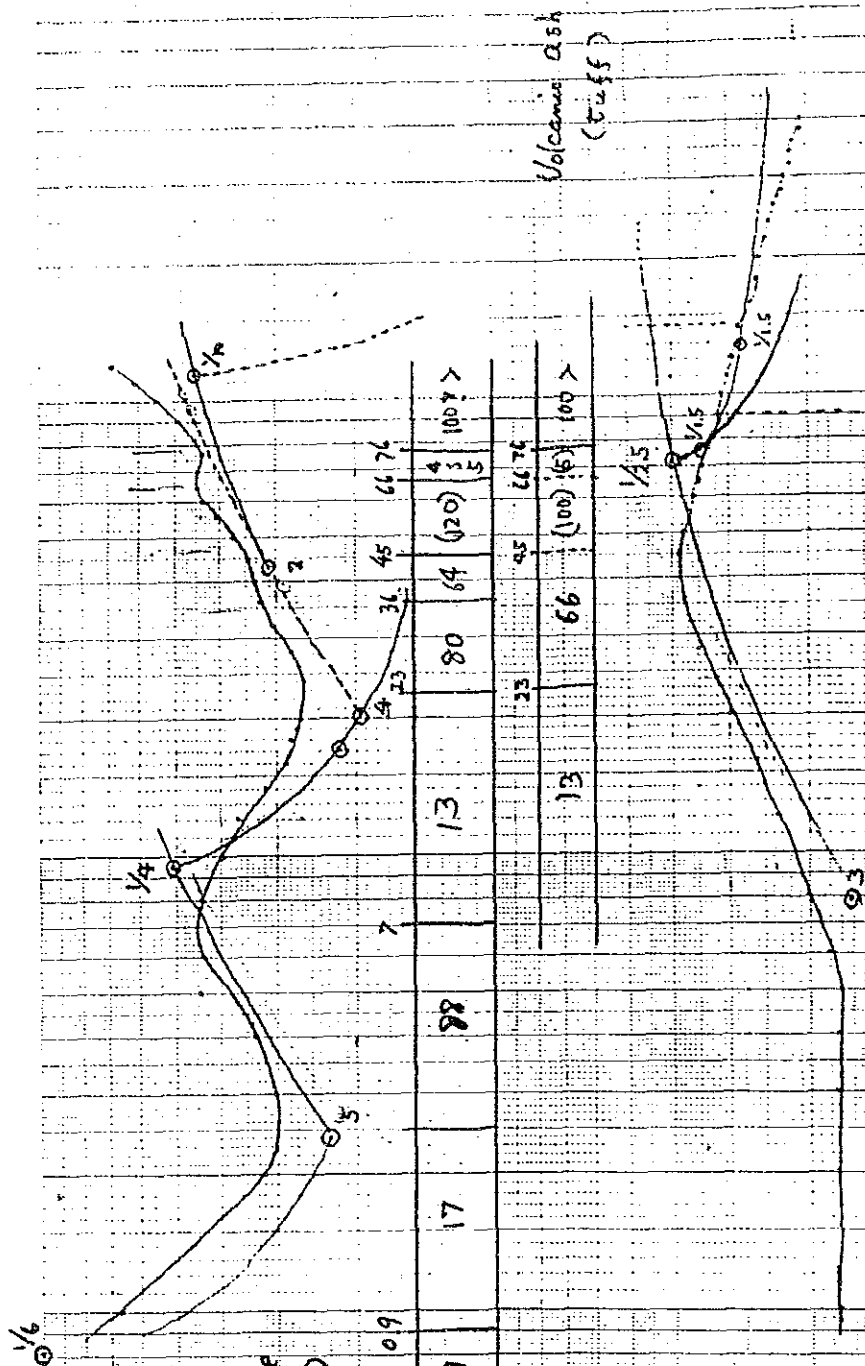


No. 19 Lapas de Carazo

23-9-92

Near to the 700' borehole well
(no well record)





No. 21 La Cruz Verde
(El Pedernal)
7.5 km South
of Sta Teresa

No. 20 San Francisco
4 km South from Santa Teresa

100	17	98	13	80	64	(20)	3	100 >
09		7		4	23	36	45	66.76
				23			45	66.76
				13	66			(100) (5) 100 >

5	78	16	24	8
		33	70	140

JICA