

Summary list of sample interviews

LIST OF RECORD KEEPING STATUS

UPPER: FROM INTERVIEW MEMO
DOWN: FROM REGISTERED FILES

REMARKS: ABILITY TO SUBMIT DATA
ABSENCE: KEY PERSON NOT EXIST
RECORDS: Y: YES, N: NO

REC NR	NAME OF ESTABLISHMENTS	CAPITAL (RO)	ISIC	MAIN PRODUCTS ISIC & PRODUCTS NAME	BUSINESS RECORDS	ACCTG RECORDS	REMARKS
31	AL-SHAFFEY TRADING & CONT. EST. ALI KHALIFA MOBARAH AL-SHAFFIE *ONLY POGO IS SAME	15,000 19,150	3699	BLOCK ALUMINIUM 3699 TILES	Y	Y	GOOD STATUS
32	SOHAR BEACH DAHRY LLC *DUE TO NAME CHANGE, REG. NR IS UNDER PROCESSING	25,000		BREAD, SWEETS	Y	N	IMPOSSIBLE WILL PREPARE
33	AL-NHABOUSAH FOOD STUFF PACKING *COULD NOT FIND REG FILE	UNKNOWN		PACKING OF SUGAR, SALT, PEP	Y	Y	GOOD STATUS
34	REHMAT ENTERPRISES	UNKNOWN	3699	NR	UNKNOWN	UNKNOWN	ABSENCE
35	ADAM TRAD & CONT. EST. ADAM TRAD & CONT EST	UNKNOWN 12,250	2699	CONCRETE BLOCK CONCRETE BLOCK	N	N	UNKNOWN ABSENCE
36	MUHWIYA KARREG AL-NHAN GENERAL TRADING & CONT. CO.	110,000 91,400	3699	TILES MOZAIC TILES	Y	Y	GOOD STATUS
37	OMAN HARDWARE CO. LTD. OMAN HARDWARE CO.	SECRET 10,943	3811	BOLT METAL PRODUCTS	UNKNOWN	UNKNOWN	REFUSED TO ANSWER
38	REHABEEL ESTABLISHMENT *COULD NOT FIND	UNKNOWN		FURNITURE	UNKNOWN	UNKNOWN	ABSENCE
39	FAID COLOUR PRINTING PRESS FAID COLOUR PRINTING PRES	42,000 25,000	3420	PRINTING FOR STATIONERIES PRINTING	Y	N	POSSIBLE
40	AHMIR BIN HAMED BIN MAJID AL-HAJRY TRAD AMOR HAMED MAJID AL-HIJRI	5,000 13,420	3819	STEEL DOOR, GATES METAL PRODUCTS	N	N	IMPOSSIBLE
41	AL-ZAHRA PRINTING PRESS AL-ZAHRAA PRINTING PRESS	50,000 50,000	3420	PRINTING, FORMS PRINTING	Y	Y	GOOD STATUS
42	MUSTAFA & JAWAD TRAD *COULD NOT FIND REG FILE	UNKNOWN		SPARE-PARTS: SHAFT, GEAR	Y	N	ABSENCE
43	THE STAR TRADING THE STAR TRADING	4,000 5,400	3819	STEEL WATER TANK, GATES METAL PRODUCTS	Y	N	POSSIBLE
44	NATIONAL ALUMINIUM PRODUCTS CO. SAOG NATIONAL ALUMINIUM PRODUCTS CO.	3,250,000 6,500,000	3720	ALUMINIUM WINDOW FRAME ALUMINIUM EXTRUSIONS	Y	Y	GOOD STATUS
45	GALFAR ENGINEERING & CONTRACTING LLC JALFAR LIL HANDESA CONT. CO.	19,000	3311	DOOR, WINDOW WOOD PRODUCTS	Y	Y	GOOD STATUS
46	MUDARAFI SAIED AL-AZRY SONS MUDARAFI SAID AL AZRI & SONS CO.	9,000	3812	STEELWORK	UNKNOWN	UNKNOWN	ABSENCE

Summary list of sample interviews

REC NR	NAME OF ESTABLISHMENTS	CAPITAL (RO)	ISIC	ISIC & PRODUCTS NAME	MAIN PRODUCTS	BUSINESS RECORDS	ACTING RECORDS	REMARKS
47	AL-AKIDAH PRINTING PRESS LLC AL-AKIDAH PRINTING PRESS	500,000 500,000	3420	PRINTING (FORMS) PRINTING		Y	Y	GOOD STATUS
48	AL-EUSTAN PRINTING PRESS AL-EUSTAN PRINTING PRESS	50,000 92,700	3420	PRINTING FORMS PRINTING		Y	Y	GOOD STATUS
49	IBRAHIM DHUSHAMSE GHULAM AL-BALUSHI *COULD NOT FIND REG FILE	UNKNOWN		STEEL WORK		UNKNOWN	UNKNOWN	ABSENCE
50	AL-ZADJALI TRAD & CONT EST AL-ZADJALI TRAD & CONT EST AL-ZADJALI TRAD & CONT EST *NOT IDENTIFIED DUE TO SAME CR NBR	UNKNOWN 9,560 5,900	3319 3319	METAL PRODUCTS METAL PRODUCTS		UNKNOWN	UNKNOWN	ABSENCE
51	ABDULLATIF ABDULLAH GHULAM AL-BALUSHI T *COULD NOT FIND REG FILE	4,000		STEEL DOOR		UNKNOWN	UNKNOWN	ABSENCE
52	OMAN EXPRESS SUPPLIES COMPANY *COULD NOT FIND REG FILE	2,000		STEEL GRILLS, WATER TANKS		Y	N	POSSIBLE
53	TALIB SONS TRAD, CONT, CO. SONS OF TALEB TRAD & CONT, CO.	3,500 9,700	3311	WOOD PRODUCTS	CHAIRS, BEDS	UNKNOWN	UNKNOWN	ABSENCE
54	IBRAHIM SHAMBEJAN MOHD. TRAD. AL-BAYAN ESTABLISHMENT. IBRAHIM SHAMBEH JAN MOHD TRAD. *NOT IDENTIFIED DUE TO DIFFERENT PAIRS MATCHED IN IND. REG. NBR & CR NBR	UNKNOWN 19,500 18,400		DOOR, WINDOW (ALUMI) INSECTICIDE BID-KILL ALUMINIUM PRODUCTS		UNKNOWN	UNKNOWN	ABSENCE
55	ESSA BIN MURAD BIN NASSIE AL-BALUSHI *COULD NOT FIND REG FILE	UNKNOWN		DOOR, WINDOW, FURNITURE		UNKNOWN	UNKNOWN	ABSENCE
56	HAFSA TRADING HAFSA TRAD EST.	UNKNOWN 25,000		CARPENTRY WOOD PRODUCTS		UNKNOWN	UNKNOWN	ABSENCE
57	AL JAFAR FOOD INDUSTRY ALI SHAIHANI FOOD INDUSTRIES	47,710	3121	COFFEE PACKING		Y	Y	REPLY LATER NOT YET REPLIED
58	AL-RIVAMI TRADING & CONT EST COULD NOT FIND	UNKNOWN		BLOCK ONLY		UNKNOWN	UNKNOWN	ABSENCE
59	SULTAN SAID TRADING & CONTRACTING EST COULD NOT FIND	UNKNOWN		BLOCKS		UNKNOWN	UNKNOWN	ABSENCE
60	CONSTRUCTION MATERIALS INDUSTRIES SAQS COULD NOT FIND	UNKNOWN		SAND LIME BRICKS		UNKNOWN	UNKNOWN	ABSENCE

Summary list of sample interviews

LIST OF RECORD KEEPING STATUS

UPPER: FROM INTERVIEW MEMO
 DOWN: FROM REGISTERED FILES

REMARKS: ABILITY TO SUBMIT DATA
 ABSENCE: KEY PERSON NOT EXIST
 RECORDS: Y: YES, N: NO

UNKNOWN: THEY COULD NOT ANSWER
 NR: NOT RECORDED IN REG. FILE

REC NR	NAME OF ESTABLISHMENTS	CAPITAL (RO)	ISIC	MAIN PRODUCTS ISIC & PRODUCTS NAME	BUSINESS RECORDS	ACCTING RECORDS	REMARKS
51	AL-FARSI TRADING & CONTRACTING EST *COULD NOT FIND	10,000		CEMENT BLOCKS	Y	Y	ABSENCE
52	AL-NAHDAR TRADING EST AL NAHDAR TRADING EST.	87,900 23,000	3699	CARPENTRY, BLOCK CONCRETE BLOCK	Y	Y	GOOD STATUS
53	CARAVAN TRADING & FURNITURE MANUFACTURIN CARAVAN TRADING & GENERAL SERVICES.	18,000 8,000	3311	FURNITURE, SOFA, BED WOOD FURNITURE	Y	Y	GOOD STATUS
54	ABDULLA OSMAN AL RAEESI ABDULLAH OSMAN AL-RAEESI	22,000 19,200	3121	PACKING SPICES GRINDING SPICES	Y	Y	GOOD STATUS
55	AL-HAKKI TRADING & CONT. EST SALIM AHMID AWADH AL-NAJAR TRAD & CONT E *PRESENT OWNER SAYS TO HAVE BOUGHT FROM OLD OWNER & CHANGED	9,600 17,700	3311	FURNITURE, BIG DOOR, WINDOW WOOD PRODUCTS	Y	Y	GOOD STATUS
56	AL-SHANFARI & PARTNERS CO. SHANFARI & PARTNERS CO. LLC AL-SHANFARI & PARTNERS. *NOT IDENTIFIED DUE TO SIMILAR NAME	UNKNOWN 262,000 14,000	3699 3311	AGGREGATE & SAND WOOD PRODUCTS	UNKNOWN	UNKNOWN	UNKNOWN ABSENCE
57	M.S.A. FAWAS TRADING & CONT. EST. HUSALAN SALIM AHOR-RAWAS & SONS CO.	UNKNOWN 9,000	3819	ALUMINIUM WINDOW FRAME METAL PRODUCTS	UNKNOWN	UNKNOWN	UNKNOWN ABSENCE
58	AL-JEEL ASSAED JEWELLERY AL-JEEL ASSAED JEWELLERS CO.	280,000 255,000	3901	JEWELS, NECKLESS. GOLD JEWELLERY	Y	N	POSSIBLE
59	FATZ BIN GHAREB BIN HAGEERAN TRADING EST FAYEZ GHARIB HUYKAN TRAD EST.	10,000 16,783	3819	ALUMINIUM WINDOW FRAME ALUMINIUM PRODUCTS	UNKNOWN	UNKNOWN	UNKNOWN ABSENCE
70	AL AROUBA ESTABLISHMENT *COULD NOT FIND REG. FILE	UNKNOWN			UNKNOWN	UNKNOWN	UNKNOWN ABSENCE
71	OHANIAN ENTERPRISES CO. LLC AL-ITTIFAK TRAD & CONT EST. KHADU TRAD EST. *NOT IDENTIFIED	40,500 53,000 3,300	3420 3699	FIBERGLASS WATERTANK, BATH PRINTING CONCRETE BLOCKSS	N	N	IMPOSSIBLE WILL PREPARE
72	ALINMA FACTORY FOR PLASTIC PIPES ALINMA TRADING & CONTRACTING CO.	131,000 82,000	3660	PLASTIC PIPE PLASTIC PIPES	Y	Y	GOOD STATUS
73	AL RUSHAD PLASTIC PRODUCTS AL-RUSHED TRAD & CONT CO.	452,625 400,800	2550	POLIESTER PACKING PAPER PLASTIC BAGS	Y	N	POSSIBLE

Summary list of sample interviews

LIST OF RECORD KEEPING STATUS

REC NBR	NAME OF ESTABLISHMENTS	CAPITAL (RO)	ISIC	ISIC & PRODUCTS NAME	BUSINESS RECORDS	ACCTING RECORDS	REMARKS
74	ALI SHATHANI JUICE FILLING INDUSTRIES ALI SHATHANI JUICE FILLING INDUSTRIES	620,100	3134	CARBONATED DRINKS CARBONATED DRINKS	Y	Y	REPLY LATER NOT YET REV'D
75	AMCO TILES COMPANY LLC AMCO TILES CO. LLC	180,000 170,000	3699	MOSAIC TILES MOSAIC TILES	Y	Y	GOOD STATUS
76	AL-GHASSANI AUTOMATIC BAKERY AL-GHASSANI TRAD & CONT EST.	50,000 19,800	3117	BREAD, SWEETS BREAD	Y	N	ABSENCE
77	DHOOFAR ENTERPRISES TRADING & CONT EST. DHOOFAR ENTERPRISES TRADING & CONT EST.	300,000 500,000	3112	FRESH MILK, YOGURT MILK PRODUCTS	Y	Y	GOOD STATUS
78	AL HOTI ESTABLISHMENT CEMENT BLOCK FACTO AL HOTI TRAD.	35,200	3699	CONCRETE BLOCKS CONCRETE BLOCKS	UNKNOWN	UNKNOWN	ABSENCE
79	OMAR BIN ABDEL BIN HAFIZ AL-RAWAS & SONS OMAR ABADH HAFEDH AL-RAWAS & SONS CO.	UNKN 19,780	3819	ALUMINIUM WINDOW FRAME ALUMINIUM PRODUCTS	UNKNOWN	UNKNOWN	ABSENCE
80	OMAN INDUSTRIAL & CONT WORKSHOP OMAN INDUSTRY & CONT WORKSHOP	30,000 12,500	3819	STEEL DOOR, WATERTANK METAL PRODUCTS	Y	N	IMPOSSIBLE

REMARKS: ABILITY TO SUBMIT DATA
ABSENCE: KEY PERSON NOT EXIST
RECORDS: Y: YES, N: NO

UNKNOWN: THEY COULD NOT ANSWER
NR: NOT RECORDED IN REG. FILE

Comparison list with registration files

COMPARISON OF DATA BETWEEN INTERVIEW MEMO & REGISTERED FILES
 UPPER: FROM INTERVIEW MEMO
 DOWN: FROM REGISTERED FILES

UNKNOWN: THEY COULD NOT ANSWER
 NR: NOT RECORDED IN REG. FILE

REC NBR	NAME OF ESTABLISHMENTS	LOCATION NAME	CAPITAL (RO)	NBR OF EMPLOYEES	ISIC	ISIC & PRODUCTS NAME	REG. NBR	REG. DATE
1	RIAM NEON SIGNS	AL-ATHAYB	158,000	60	3909	PLASTIC MOULDS	1787	UNKNOWN
	RIAM NEON SIGNS		45,000	NR		NEON SIGN BOARDS	1787	Apr-83
2	AHMAD SULEMAN AL-SALMI EST.	WADI AL-SHALA	70,000	50		T-SHIRTS	UNKNOWN	UNKNOWN
	AHMAD SULEMAN AL-SALMI TRAD & CONT EST		95,000	45	3221	READYMADE GARMENTS	3173	Aug-90
3	ABOU-NABIL	MADINAT GABCOS	100,000	40		WOODEN FURNITURE	NOT REG.	
	MUSCAT ALUMINIUM INTERNATIONAL							
	ABOU-NABIL SAYS TO HAVE BOUGHT LAND, BUILDING FROM MUSCAT ALUMINIUM							
4	ALI SHAIHANI FOOD INDUSTRIES	WADI AL-KABIR	466,000	NR	3121	CORN CURLS	UNKNOWN	UNKNOWN
	ALI SHAIHANI FOOD INDUSTRIES						1063	Dec-80
5	OMANIAN CARPENTRY & STEEL CO	WADI AL-KABIR	52,000	60		WOODEN FURNITURE, WINDOW	614	UNKNOWN
	OMANIAN CARPENTRY & STEEL CO		17,000	52	3311	WOOD PRODUCTS	614	May-77
6	ALSFOOR FURNISHING LLC	WADI AL-KABIR	317,800	40	3311	WOODEN FURNITURE	UNKNOWN	UNKNOWN
	AL-ASFOOR FURNISHING LLC			44		FURNITURE & PORTA CAB	3057	Sep-88
7	MUHD. MURAD SHER MUHD. AL-RAISSI	RUWI	4,000	3	3901	ENGRAVING BRASS-ALUMINIUM	3143	UNKNOWN
	MUHD. MURAD SHER MUHD AL-RAISSI		9,910	2		ENGRAVING WORKS	3143	Dec-89
8	AL AZAIDA WOODWORKS	GHALA	150,000	30	3311	WOOD PRODUCTS	UNKNOWN	UNKNOWN
	AL-AZAIBA WOODWORKS		251,900	NR		DOOR, DOOR FRAME	PA5053	AUG-83
9	OMAN FASHION FACTORY	WADI ADAI	150,000	130	3221	READYMADE GARMENTS	3052	UNKNOWN
	OMAN FASHION FACTORY		406,100	247		GARMENT	3052	Sep-88
10	CARPENTRY FACTORY	MUSCAT	5,000	4		DOOR, KITCHEN UNIT	625	UNKNOWN
	ALI & ALI TRADING ENTERPRISES		4,700	NR	3320	OTHER WOOD PRODUCTS	625	Jun-77
11	ISHAQ BIN CHULAM WORK SHOP	UNKNOWN	UNKNOWN	1		STEEL DOOR	UNKNOWN	UNKNOWN
	*COULD NOT FIND REG FILE							
12	AL-ARQAM TRADING & CONT EST		8,000	5		STEEL WATER TANK, PIPELINE	UNKNOWN	UNKNOWN
	*COULD NOT FIND REG FILE							
13	ABOULGADIR A. ISMAEL CARPENTRY	RUWI	UNKNOWN	5		FURNITURE, DOOR	UNKNOWN	UNKNOWN
	ABOULGADIR ABDULRAHMAN ISMAIL		3,900	NR	3311	WOOD DOOR, WINDOW ETC	1874	Jul-83
14	ENGINE ENGINEERING WORKSHOP LLC	WADI ADAI	500,000	70		GUN MOUNTINGS	3178	UNKNOWN
	ENGINE ENGINEERING WORKSHOP LLC		386,766	72	3819	METAL PRODUCTS	3178	Sep-90
15	ARABIC OVEN	WADI AL-KABIR	14,600	6		BREAD	UNKNOWN	UNKNOWN
	* AL-ARABI OVEN			7	3117	BREAD & SWEETS	3181	Oct-90

* belongs to retail trade since this establishment bakes

bread and retail them

Comparison list with registration files

COMPARISON OF DATA BETWEEN INTERVIEW MEMO & REGISTERED FILES
 UPFR: FROM INTERVIEW MEMO
 DOWN: FROM REGISTERED FILES

UNKNOWN: THEY COULD NOT ANSWER
 NR: NOT RECORDED IN REG. FILE

REC NBR	NAME OF ESTABLISHMENTS	LOCATION NAME	CAPITAL (R)	NR OF EMPLOYEES	ISIC	ISIC & PRODUCTS NAME	REG. NBR	REG. DATE
16	ARABIC OVEN AL-ARABI OVEN	WADI AL-KABIR	5,000 14,000	5 7	3117	BREAD, BISCUIT BREAD & SWEETS	3181 3181	UNKNOWN Oct-90
17	ARABIAN CONTRACTING CO. ARABIAN CONTRACTING CO.	WADI AL-KABIR	50,000 7,200	6 5	3819	SHUTTER FOR WORKSHOP ROLLING SHUTTERS	3072 3072	DEC-88 Nov-88
18	YACOOB ISMAIL & ABDUL WAHAB ISHAQ YACOOB ISMAIL & ABDUL WAHAB ISHAQ TRAD.	WADI ADAI	98,385 9,820	22 18	3699	TILE, CONCRETE BLOCK CONCRETE BLOCKS	2971 2971	1983 MAY-87
19	MODERN COLD INDUSTRIALIZATION CO. LLC MODERN COLD INDUSTRIALIZATION CO. LLC	WADI ADAI	150,000 150,000	NR	3629	FREEZER REFRIGERATORS	1744 1744	MAR-83 MAR-83
20	NATIONAL CEMENT PRODUCTS & TRADE CO LLC NATIONAL CEMENT PRODUCTS CO	WADI ADAI	500,000 428,614	25 38	3699	TILE, BLOCK TILES & BLOCKS	509 509	SEP-75 SEP-75
21	ALI BIN HAMDOON AL-JABIL TRADING *COULD NOT FIND REG FILE		UNKNOWN	3		STEEL WINDOW, GATE, WATER TANK	UNKNOWN	UNKNOWN
22	ABDULLA AL-MUSAHI TRADING & CONSTRUCTION EST ABDULLAH AL-MUSALHI TRAD & CONT EST	EST NIZWA	2,000 2,100	3 2	3819	DOOR, FENCE, WINDOW METAL PRODUCTS	225 100225	AUG-89 AUG-89
23	ADAM BIN SROUK BIN ANBAR TRADING ADEM SARBOKH ANBAR	NIZWA	12,000 5,000	NR	3320	WOODEN DOOR WOOD PRODUCTS	UNKNOWN 1071	UNKNOWN FEB-81
24	EBRAHIM YOURUB MAJID AL-SAIFI TRAD. IBRAHIM YARAB MAJID AL-SAIFI TRAD	NIZWA	10,000 4,800	7 2	3311	FURNITURE, DOOR WOOD PRODUCTS	NOT REG. LIC10019	Oct-88
25	ABDUL AZIZ AL-KINDI TRADING ABD AL-AZIZ AL-KINDY TRAD.	NIZWA	3,000 6,700	NR	3813	SMALL FURNITURE, REPAIR STEEL DOOR WINDOW ET	UNDER PROCESS LIC3827	JAN-85
26	AL-GHAFTAIN TRADING & CONT. EST. AL-GHAFTAIN TRAD & CONT EST	NIZWA	5,000 12,000	NR	3311	STEEL DOOR, WATER TANK WOOD PRODUCTS	1760 1758	UNKNOWN MAR-83
27	AL-GHAFTAIN TRD. & CONT EST AL-GHAFTAIN TRADING & CONT EST	NIZWA	16,750 163,500	NR 10	3699	NR AGGREGATES & SAND	1759 3004	MAR-83 NOV-87
28	MODERN OMAN BAKERY MODERN OMAN BAKERY (NIZWA)	NIZWA	UNKNOWN 19,700	6 4	3117	NAM (BREAD) BREAD, CAKE & SWEETS	UNKNOWN 100233	UNKNOWN JAN-90
29	MUHSIN ZAHIRAN SAEED AL KIMYANI TRADING MUSIN ZHRAN SAID AL-KIMYANI TRAD.	NIZWA	UNKNOWN 11,900	NR	3813	STEEL WINDOW, DOOR ALUMINIUM PRODUCTS	UNKNOWN 2645	UNKNOWN MAR-85
30	SOHAR FIBRE GLASS PRODUCT FIBERGLASS PRODUCTS *FIBRE NBR, TEL NBR ARE SAME	SOHAR	80,000 49,200	38 6	3620	FIBRE GLASS WATER TANK FIBERGLASS PRODUCTS	3047 3114	1987 AUG-88
31	ABDULLA ALI ALMAHARI ADAM AL-WATANIYA CARPENTRY		11,000 3,000	7 1	3311	DOOR, PARTITION WOOD PRODUCTS	216 100205	1988 AUG-89

Comparison list with registration files

COMPARISON OF DATA BETWEEN INTERVIEW MEMO & REGISTERED FILES
 UPPER: FROM INTERVIEW MEMO
 DOWN: FROM REGISTERED FILES
 UNKNOWN: THEY COULD NOT ANSWER
 NR: NOT RECORDED IN REG. FILE

REC NBR	NAME OF ESTABLISHMENTS	LOCATION NAME	CAPITAL (RO)	NBR OF EMPLOYEES	191C	191C 2	PRODUCTS NAME	REG. NBR	REG. DATE
31	AL-SHAFEEY TRADING & CONT. EST. ALI KHALIFA MOSABAH AL-SHAFIE *ONLY POBOX IS SAME	SOHAR	15,000 19,150	24 8	3699	3699	BLOCK ALUMINIUM TILES	2989	UNKNOWN Sep-87
32	SOHAR BEACH BAKERY LLC *DUE TO NAME CHANGE, REG. NBR IS UNDER PROCESSING		25,000	12			BREAD, SWEETS		UNDER PROCESS
33	AL-KHABOURAH FOOD STUFF PACKING *COULD NOT FIND REG FILE		UNKNOWN	2			PACKING OF SUGAR, SALT, PEPUNKDOWN	UNKNOWN	UNKNOWN
34	REHMAT ENTERPRISES		UNKNOWN	10	3699	NR		2827	Mar-86
35	ADAM TRAD & CONT. EST. ADAM TRAD & CONT. EST.	GHALA	UNKNOWN 12,350	2 6			CONCRETE BLOCK CONCRETE BLOCK	UNKNOWN 2735	UNKNOWN Sep-85
36	MUAWIYA KARRAR AL-AMAN GENERAL TRADING & CONT. CO.	GHALA	110,000 91,400	10 15			TILES MOZAIC TILES	2933 2933	DEC-86 DEC-86
37	OMAN HARDWARE CO. LTD. OMAN HARDWARE CO.	AL-ATHAIS	SECRET 10,943	27 NR			BOLT METAL PRODUCTS	UNKNOWN 2839	UNKNOWN Apr-86
38	ABUNADEN ESTABLISHMENT COULD NOT FIND		UNKNOWN	9			FURNITURE	UNKNOWN	UNKNOWN
39	FAIQ COLOUR PRINTING PRESS FAIQ COLOUR PRINTING PRESS	MUTRAH	42,000 25,000	17 9			PRINTING FOR STATIONERIES PRINTING	1963	Oct-83
40	A'AMIR BIN HAMED BIN MAJID AL-HAJRY TRADWADI AL-KABIR AMOR HAMED MAJID AL-HIJRI		5,000 13,420	3 3			STEEL DOOR, GATES METAL PRODUCTS	UNKNOWN 3145	UNKNOWN Feb-90
41	AL-ZAHRA PRINTING PRESS AL-ZAHRAA PRINTING PRESS	RUMI	50,000 50,000	21 20			PRINTING, FORMS PRINTING	2097 2097	MAR-84 Mar-84
42	MUSTAFA & JAWAD TRAD *COULD NOT FIND REG FILE		UNKNOWN	5			SPARE-PARTS: SHAFT, GEAR	UNKNOWN	UNKNOWN
43	THE STAR TRADING THE STAR TRADING	WADI AL-KABIR	4,000 5,400	2 4			STEEL WATER TANK, GATES METAL PRODUCTS	974 2974	JUN-87 Jun-87
44	NATIONAL ALUMINIUM PRODUCTS CO. SAQS NATIONAL ALUMINIUM PRODUCTS CO.	RUSAIL IND. AREA	3,350,000 6,500,000	170 91			ALUMINIUM WINDOW FRAME ALUMINIUM EXTRUSIONS	2976 2976	JUN-87 Jun-87
45	GALFAR ENGINEERING & CONTRACTING LLC JALFAR LIL HARDESA CONT. CO.	NR	19,000	50 23			DOOR, WINDOW WOOD PRODUCTS	UNKNOWN 2912	UNKNOWN Oct-86
46	MUGANAH SAGED AL-ASPI BOONS MOBARAK SAID AL-ARI & SONS CO.	NR	9,000	NR			STEELWORK	UNKNOWN 1821	UNKNOWN May-85

Comparison list with registration files

COMPARISON OF DATA BETWEEN INTERVIEW MEMO & REGISTERED FILES
 UPPER: FROM INTERVIEW MEMO
 DOWN: FROM REGISTERED FILES
 UNKNOWN: THEY COULD NOT ANSWER
 NR: NOT RECORDED IN REG. FILE

REC NBR	NAME OF ESTABLISHMENTS	LOCATION NAME	CAPITAL (RD)	NR OF EMPLOYEES	ISIC	ISIC & PRODUCTS NAME	REG. NBR	REG. DATE
47	AL-AKIDAH PRINTING PRESS LLC AL-AKIDAH PRINTING PRESS	RUWI	500,000 500,000	33 56	3420	PRINTING(FORMS) PRINTING	1447 1447	APR-82 APR-82
48	AL-BUSTAN PRINTING PRESS AL-BUSTAN PRINTING PRESS	WADI AL-KABIR	50,000 92,700	18 13	2420	PRINTING FORMS PRINTING	2328 2328	AUG-84 AUG-84
49	IBRAHIM DHUSHAMBE GHULAM AL-BALUSHI *COULD NOT FIND REG FILE		UNKNOWN	4		STEEL WORK	UNKNOWN	UNKNOWN
50	AL-ZADJALI TRAD & CONT EST AL-ZADJALI TRAD & CONT EST AL-ZADJALI TRAD & CONT EST *NOT IDENTIFIED DUE TO SAME CR NBR	MUSANA WADI AL-K	UNKNOWN 9,560 5,900	3 3 3	3819 3819	STEELWORK METAL PRODUCTS METAL PRODUCTS	UNKNOWN 3111 LIC3685	UNKNOWN JUN-89 AUG-90
51	ABDULLATIF ABDULLAH GHULAM AL-BALUSHI TRAD. *COULD NOT FIND REG FILE		4,000	4		STEEL DOOR	UNKNOWN	UNKNOWN
52	OMAR EXPRESS SUPPLIES COMPANY *COULD NOT FIND REG FILE		2,000	4		STEEL GRILLS.WATER TANKS	UNKNOWN	UNKNOWN
53	TALIB SONS TRAD.CO. SONS OF TALEB TRAD & CONT.CO.	WADI AL-KABIR	3,500 9,700	3 NR		CHAIRS.BEDS WOOD PRODUCTS	UNKNOWN NR	UNKNOWN UNKNOWN
54	IBRAHIM SHAMBEJANI MOHD. TRAD. AL-BAYAN ESTABLISHMENT. IBRAHIM SHAMBEJAN MOHD TRAD. *NOT IDENTIFIED DUE TO DIFFERENT PAIRS MATCHED IN IND.REG.NBR & CR NBR	RUSAIL IN WADI KABI	UNKNOWN 19,500 18,400	3 5 7		DOOR.WINDOW(ALUMI) INSECTICIDE BIO-KILL ALUMINIUM PRODUCTS	3071 3071 2960	1986 NOV-88 APR-87
55	ESSA BIN MURAD BIN NASSIR AL-BALUSHI *COULD NOT FIND REG FILE		UNKNOWN	2		DOOR.WINDOW.FURNITURE	UNKNOWN	UNKNOWN
56	HAFSA TRADING HAFSA TRAD EST.	WADI AL-KABIR	UNKNOWN 25,000	5 NR		CARPENTRY WOOD PRODUCTS	UNKNOWN 1539	UNKNOWN JUL-82
57	AL JAFAIR FOOD INDUSTRY ALI SHAIKHANI FOOD INDUSTRIES	WADI AL-KABIR	47,910	6	3121	COFFEE PACKING	UNKNOWN 3144	UNKNOWN JAN-90
58	AL-RIYAMI TRADING & CONT EST COULD NOT FIND		UNKNOWN	6		BLOCK ONLY	UNKNOWN	UNKNOWN
59	SULTAN SAID TRADING & CONTRACTING EST COULD NOT FIND		UNKNOWN	7		BLOCKS	UNKNOWN	UNKNOWN
50	CONSTRUCTION MATERIALS INDUSTRIES SAGS COULD NOT FIND		UNKNOWN	38		SAND LIME BRICKS	UNKNOWN	UNKNOWN

Comparison list with registration files

COMPARISON OF DATA BETWEEN INTERVIEW MEMO & REGISTERED FILES

UPPER: FROM INTERVIEW MEMO
DOWN: FROM REGISTERED FILES

UNKNOWN: THEY COULD NOT ANSWER
NR: NOT RECORDED IN REG. FILE

REC NBR	NAME OF ESTABLISHMENTS	LOCATION NAME	CAPITAL (RO)	NBR OF EMPLOYEES	ISIC	ISIC & PRODUCTS NAME	REG. NBR	REG. DATE
61	AL-FARSI TRADING & CONTRACTING EST COULD NOT FIND		10,000	5		CEMENT BLOCKS	UNKNOWN	UNKNOWN
62	AL-NAHDAR TRADING EST. AL-NAHDAM TRADING EST. *THEY SAY MAIN BUSINESS CHANGED TO CARPENTRY	AMERAT WADI HATA	87,900 23,000	14 6		CARPENTRY, BLOCK CONCRETE BLOCK	3131 3131	UNKNOWN Oct-89
63	CARAVAN TRADING & FURNITURE MANUFACTURING CARAVAN TRADING & GENERAL SERVICES.	ATHAIBA	18,000 8,000	15 16		FURNITURE, SOFA, BED WOOD FURNITURE	3544 3171	UNKNOWN Aug-90
64	ABDULLA OSMAN AL-RAEESI ABDULLAH OSMAN AL-RAEESI		22,000 19,200	7 12		PACKING SPICES GRINDING SPICES	3080 3080	UNKNOWN Dec-88
65	AL-WALKI TRADING & CONT. EST. SALIM AHMID ANADH AL-MAJAR TRAD & CONT EIND AREA *PRESENT OWNER SAYS TO HAVE BOUGHT FROM OLD OWNER & CHANGED NAME	SALALAH	9,600 17,700	6 7		FURNITURE, BIG DOOR, WINDOW WOOD PRODUCTS	UNKNOWN 10183	UNKNOWN Aug-85
66	AL-SHANFARI & PARTNERS CO. SHANFARI & PARTNERS CO. LLC AL-SHANFARI & PARTNERS. *NOT IDENTIFIED DUE TO SIMILAR NAME	RAISUT NR	UNKNOWN 262,000 14,000	11 7		AGGREGATE & SAND WOOD PRODUCTS	UNKNOWN 3199 10041	UNKNOWN Jan-91 Jan-82
67	M.S.A. RAMAS TRADING & CONT. EST. MUSALAH SALIM AMOR RAMAS & SONS CO.	SALALAH	UNKNOWN 9,000	5		ALUMINIUM WINDOW FRAME METAL PRODUCTS	UNKNOWN 10133	UNKNOWN Jan-84
68	AL-JEEL ASSAED JEWELLERY AL-JEEL ASSAED JEWELLERS CO.	SALALAH	290,000 295,000	15 NR		JEWELS, NECKLESS. GOLD JEWELLERY	2991 2991	OCT-87 OCT-87
69	FAIZ BIN GHARER BIN HAGEERAN TRADING EST. FAYEZ GHARTIB HYRAN TRAD EST.	SALALAH I SALALAH	10,000 16,783	5 4		ALUMINIUM WINDOW FRAME ALUMINIUM PRODUCTS	10294 10294	JUL-90 JUL-90
70	AL AROUBA ESTABLISHMENT *COULD NOT FIND REG. FILE	SALALAH	UNKNOWN				UNKNOWN	UNKNOWN
71	OMANIAN ENTERPRISES CO. LLC AL-ITTIFAK TRAD & CONT EST. KHADU TRAD EST. *NOT IDENTIFIED	SALALAH	40,500 53,000 3,200	28 6 NR		FIBERGLASS WATERTANK, BATHNOT PRINTING CONCRETE BLOCKSS	REG 10038 10131	Dec-81 Jan-84
72	ALINMA FACTORY FOR PLASTIC PIPES ALINMA TRADING & CONTRACTING CO.	SALALAH	131,000 82,000	8 NR		PLASTIC PIPE PLASTIC PIPES	10220 10220	JUL-86 JUL-86
73	AL RUSHO PLASTIC PRODUCTS AL-RUSHED TRAD & CONT CO.	SALALAH	452,825 400,800	10 NR		FOLIESTER PACKING PAPER PLASTIC BAGS	10240 10240	NOV-86 Nov-86

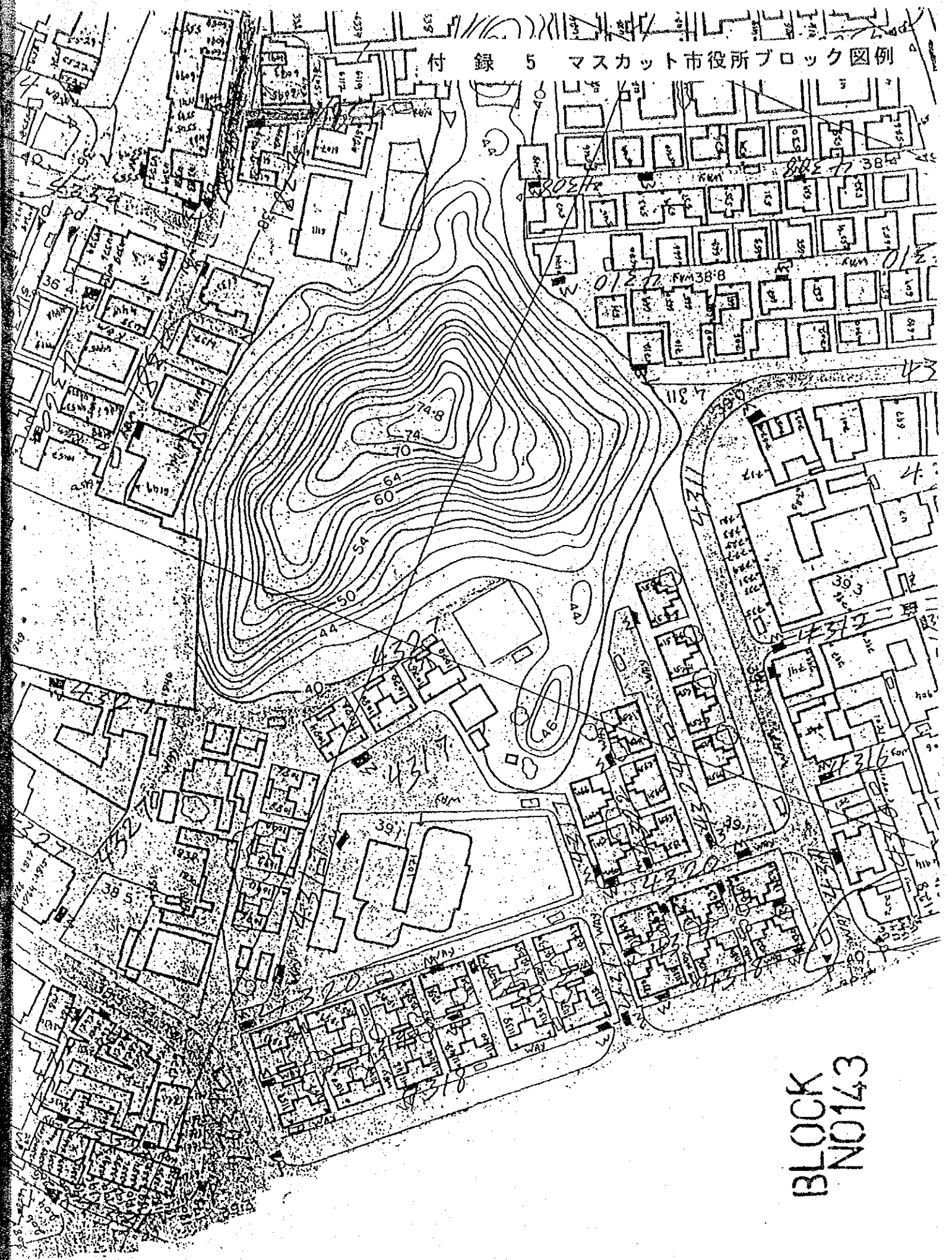
Comparison list with registration files

COMPARISON OF DATA BETWEEN INTERVIEW MEMO & REGISTERED FILES
 UPPER: FROM INTERVIEW MEMO
 DOWN: FROM REGISTERED FILES

UNKNOWN: THEY COULD
 NR: NOT RECORDED IN

REC NR	NAME OF ESTABLISHMENTS	LOCATION NAME	CAPITAL (RD)	NR OF EMPLOYEES	ISIC	ISIC & PRODUCTS NAME	REG. NR	REG. DATE
74	ALI SHAIHANI JUICE FILLING INDUSTRIES	WADI AL-	628.100	41	3134	CARBONATED DRINKS	UNKNOWN	UNKNOWN
	ALI SHAIHANI JUICE FILLING INDUSTRIES	KABIR					1703	JAN-83
75	AMCO TILES COMPANY LLC	SALALAH	180.000	25		MOSAIC TILES	10149	OCT-84
	AMCO TILES CO.LLC		190.000	NR	3699	TILES	10149	OCT-84
76	AL-SHASSANI AUTOMATIC BAKERY	SALALAH	50.000	11		BREAD,SWEETS	10210	APR-86
	AL-SHASSANI TRAD & CONT EST.		19.800	12	3117	BREAD	10210	APR-86
77	DHOFAR ENTERPRISES TRADING & CONT.EST	SALALAH	300.000	27		FRESH MILK,YOUGURT	10261	FEB-88
	DHOFAR ENTERPRISES TRADING & CONT EST.		500.000	27	3112	MILK PRODUCTS	10261	FEB-88
78	AL HOTI ESTABLISHMENT CEMENT BLOCK FACTORY		35.200	10	3699	CONCRETE BLOCKS	UNKNOWN	UNKNOWN
	AL HOTI TRAD.					CONCRETE BLOCKS	NR	NR
79	OMAR BIN AWADH BIN HAFIZ AL-KAWAS & SONS TRAD & C UNKNOWN	SALALAH I	19.780	10	3819	ALUMINIUM WINDOW FRAME	UNKNOWN	UNKNOWN
	OMAR AWADH HAFEDH AL-KAWAS & SONS CO.					ALUMINIUM PRODUCTS	10310	MAR-91
80	OMAN INDUSTRIAL & CONT.WORKSHOP	SALALAH I	30.000	12		STEEL DOOR,WATERTANK	10003	APR-81
	OMAN INDUSTRY & CONT WORKSHOP		12.600	12	3819	METAL PRODUCTS	10003	APR-81

付録 5 マスカット市役所ブロック図例



BLOCK
N0143

NAME OF ESTABLISHMENT	TEL NUMBER	IR	REF NBR
<AL GHQUBRA>			
OMAN REFRESHMENT CO. S.A.O.G	591455	679	97
AL QAWAFIL TRAD & SERVICES CARVAN TRAD	590004	3171	98
INTERNATIONAL CLOTHING INDS.LLC	591891	3422	195
OMAN FOODSTUFF FACTORY	708808	3524	196
OMAN NATIONAL DAIRY PRODUCTS CO.LTD. (S.A	591125	680	258
<AL KHUWAIR>			
MUSCAT INDUSTRY CO. L.L.C	697404	--	91
OMAN ALUMINIUM & VENETION BLINDS L.L.C	603229	240	92
UNITED FURNITURE CO L.L.C	600284	36564	93
AL BATINA INDUSTIER CO FOR RICE L.L.C	697374	3011	94
OMAN TILES & MARMLE PROD CO	600260	636	95
THE NATIONAL DETARGENT CO S.A.O.G	603824	--	96
THE PATISSERIE	562319	L 3123	172
ORBIT TRADING & SERVICES LLC	696937	L 2945	187
KHALIL AL KHALILI EST. CONT. TRADE & IND.	601568	2858	188
CERROSS STEEL COMPANY	699824	L 640	189
MUSCAT BAKERY	697902	3456	190
NATIONAL BEVERAGES CO.LTD. (SAOG)	602577	608	260
<AL WATAYA>			
MODERN COLOUR PRINTERS WATTAYA	563876	891	76
AL NAHDA PRINTING PRESS.	563104	2430	259
MAZOUN EST FOR IR & GN CONTG.	561977	--	261
<AZAIBA>			
AZAIBA CLOTHING FACTORY ROP PENSIONS TRU	590307	847	185
ZUBAIR FURNITURE FACTORY LLC	590134	530/76	186
<BAUSHER>			
YAHYA COSTAIN LLC	591366	2253	182
ORALCO ESTABLISHMENT	592144	432/62	183
<DARSAIT>			
M/S. ORIENTAL PRINTING PRESS & STATIONERY	701952	639	60
M/S. RUWI MODERN PRINTERS LLC.	798157	--	174
AL-HASSAN GROUF OF COMPANIES	706825	3312	240
<GAHLA >			
GULF FOOD STUFF PACKING L.L.C	626336	3104	78
AL-AZAIBA WOOD WORKS	590112	--	79
AL-AMAN GENERAL TRADING & CONT CO	591019	2933	80
RAHAMAT ENTERPRISES B. FACTORY	793063	2827	81
AL RAWASI TRAD IND & CONT CO	590800	--	82
OMAN STEEL CO L.L.C.	703515	893	83
M/S MURTA FAT. BUSHER TRD & CONT EST	591726	--	84
UNITED ENGINEERING SERVICES L.L.C	592320	2967	85
NAHATH TRAD EST	576347	3131	86
MODERN GARMENT FACTORY	591770	3213	87
AL SEEB CARPENTRY & STEEL WORK SHOP CO	592284	556	88
ADEM BLOCK FACTORY	737413	2735	89

NAME OF ESTABLISHMENT	TEL NUMBER	IR	REF NBR
OMAN PLASTIC BAGS COLTD	591760	2865	90
WAABA TRADING CO.LLC	592012	3120	177
AL HOSNI TRADING & CONTR ENTR	700026	93	178
AL FAYHA TRADING CO.	952918	L 3179	179
OMAN GARMENTS LLC	592560	3175	180
JABREEN MARBLE CO.LLC	700026	3005	181
OMAN FOOD INDUSTRIES CO. LLC.	591942	3243	225
READYMIX MUSCAT LLC.	590481	2763	226
AL-AHMEDI ALUMINUM FACTORY LLC.	114476	3840	227
EXCELLENT BLOCK FACTORY CO LLC.	590561	2999	228
ALHOTI TRADING & CONTRACTING EST.	591303	3737	229
AL TURKI CEMENT PRODUCTS LLC.	590140	3442	230
M/S ELCO INDUSTRIAL & TRADING CO.	590318	50016	231
ASSOCIATED TRADE & TRANSPORT CO.	590163	3202	242
<MABELA>			
MAHMOOD JANJI TRADING.	--	--	139
PEER MOHD.KHUDA BAKISH AHMED AL-RAISI	792964	--	140
ALOZAI TRADING & CONT.EST. (CARPENTRY)	--	1320	141
AL TARIK MARBLE CO.LLC	600436	--	142
ALOZDI TRADING & CONT. (ALUMINUM)	--	1320	143
HAF TILES & BLOUCK EST	--	831	145
SALIM BIN MOHD BIN HILAL AL-BUSAIDI TRAD	551024	7480	146
AL ULIYA TRD CO LLC	882903	--	147
HASAN BIN SHAMBE BINBIN KUHI AL BULUSHI	550154	--	149
ALI BIN AHAMED BIN SULTAN AL SAADI	621096	--	150
HAMED BIN SAID SALIM AL HARTHY TRAD	536141	3404	154
HAMED HILAL BIN MOHD AL BUSAIDY TRD EST	551054	3002	157
HAJI JAAN MOHD GULLAM ALBLUSHY	537129	--	158
SAIF BIN SULEIMAN SALIM TRD	551837	--	159
SULUM BIN SAUD TRD CONT EST	620561	--	160
SAMIER BIN AYUB SABRIY ALBULUSHY	620588	21740	161
ABU NADRI TRAD.	620187	--	162
WORKSHOP STEEL	--	3170	163
SANA TRD &CONT EST (WORK SHOP)	--	--	164
MUHAMED IBRAHIM SHAHDAD AL-BALUSHI	536261	--	165
BAIT AL-KHOUDH TRAD EST	538077	--	166
AL-FIRDOUS NATIONAL OMANI EST.	--	--	167
YAHYA RASHID SAIF ALAMRI TRADING	550017	1789	168
MEHDY BIN MOHD TRAD.	--	--	169
AL ZARY TRAD.EST.	620917	3560	170
AL BUR.II	551987	3475	171
<MADINAT QABOOS>			
GOLDEN.P.PRES.	699972	--	132
BATNA BAGS FACTORY LLC.	697374	2263	133
SADOLIN POLIMS(OMAN)LTD.	602780	449	134

NAME OF ESTABLISHMENT	TEL NUMBER	IR	REF NBR
<MUTTRAH>			
FAIQ COLOUR PRINTING PRESS	714044	L 1963	175
OMAN FLOUR MILLS CO. (SAOG)	711155	659	176
<QURM>			
OMAN PRINTERS & STATIONERIES LTD CO	562434	1013	77
OMAN REFINERY COMPANY LLC.	561200	1964	184
<RUSAYL>			
THE NATIONAL DETARGENT CO S.A.O.G	603824	3165	99
OMAN PERFUMERY L.L.C	510390	2036	100
LOCAL TENTS FACTORY CO	626069	2809	101
OMANI MARBLE CO L.L.C	626158	3084	102
OMAN WATER PUMPS MFG.CO SAOG	626098	3074	103
REEM BATERIES &POWER APPLIANCES CO SAO	626191	1489	104
SWEETS OF OMAN S.A.O.G	626276	3434	105
ARABIAN INDUSTRIES L.L.C	626294	3612	106
DECORATIVE GLASS MFG L.L.C	626065	3032	107
NATIONAL TEA COMPANY	626283	300	108
AL- MACKI TYRE & WIRE PLANT	626150	--	109
NATIONAL GAS CO. (S.A.O.G.)	626073	695	110
AL-AMAN PRINTING PRESS.LLC.	626163	--	111
OMAN CONCRETE PRODUCTS EST.	950778	308	112
ORIENTAL BUILDING MATERIAL INDUSTRIES LL	626130	1773	113
AL KHOUDH STEEL FURNITURE INDUSTRIAL CO.	626202	2973	114
AL NASR TILES & CEMENT PRODUCTS CO.LLC.	626126	1975	115
REEM RADIATORS & ACCESSORIES CO.LLC	626134	2916	116
MUNANDOR INCORPORATED	626012	2955	117
GULF GARMENTS INDUSTRY LLC	626555	--	118
KHIMJI PERMOGLAZE (OMAN)LLC.	626106	2883	119
OMAN METAL INDUSTRIES LLC.	626132	2737	120
JOTUN LLC	626100	2472	121
AL WARDHA FOOTWEAR & LEATHER PRODUCTS CO	626038	1185	122
MUSCAT SARMENTS INDUSTRY LLC.	626228	--	123
AREEJ VEGETABLE OILS & DERIVATIONS SAOG.	626270	1950	124
OMAN TEXTILE MILLS CO.	626129	3082	125
M/S CHAINLINK FENCING CO LLC.	626024	2717	126
EASTER ESTABLISHMENT	626057	3540	127
KHALID BIN ABDULLAH SALEH AL-NAAMANI & S	626209	2713	128
AL ZADJALI DECORSTONE L.L.C.	796164	3140	129
OMAN INSECTICIDES & AIRFRESAENER CO.LLC.	626040	3058	130
ASSARAAN CONCRETE PRODUCTS LLC.	621952	2940	131
AL BALLOUR CO.LLC	626289	3135	135
MUSCAT MANUFACTURERS CO FOR IND & COOKIN	563521	3112	173
MOHSIN HAIDER DARWISH LLC (GASES DIVISIO	626112	2985	236
BILAD (OMAN) LLC	626001	2087	237
SPEEDCRAFT CONTRACTTS	711223	1854	238

NAME OF ESTABLISHMENT	TEL NUMBER	IR	REF NBR
AL BUSTAN TEA PACKING FACTORY LLC.	605574	3103	239
MUSCAT INDUSTRIES COMPANY LLC (WNS)	626232	3196	241
OMAN CEMENT COMPANY (SAQA)	626626	1090	243
COMPUTER STATIONERY INDUSTRY SAOG	626160	2952	244
NATIONAL HEATERS INDUSTRIES CO.	626302	1186	245
M/S. OMAN CABLES INDUSTRY (SADG)	626464	2995	246
POLY PRODUCTS L.L.C.	626044	2251	247
M/S WALEED VACU - LUG TYRES OMAN LLC.	626238	3212	248
NATIONAL ALUMINIUM PRODUCTS CO SAOG	626450	2976	249
AL AMAL INDUSTRIES CO. (SAOG)	626021	2587	250
AMIANIT OMAN SAOC.	626600	276	251
AL BAYAN ESTABLISHMENT	708861	3071	252
NATIONAL BISCUIT INDUSTRIES LTD SAOG.	626034	1668	253
DHI GARMENTS MANUFACTURIGN CO LLC.	626141	3223	254
SHANFARI CRUSHERS CO.LLC	626220	2652	257
<SEEB>			
AL-HOSNI TRADING & CONTRACTING	799515	--	144
TALAL AND SHAIHANI PAPER INDUSTRIES	537128	1745	148
ORIENTAL CRUSHER L.L.C	620957	1614	151
SAID BIN SAIF BIN MOHAMED AL AMRI TRD	622521	1422	152
AL HAMADI FISHRIES CO L.L.C	796152	3231	153
AL SEEB PRINTING PRESS	622368	--	155
MIDDLE ESTERN COMMERCIAL SERVICES	704592	--	156
<WADI ADAI>			
AL-MUSAIDIR ENTERPRISES	560429	--	70
AL RIYANI TRAD & CONT .EST	562236	--	71
OMAN FASHION FACRORY	561396	3327	72
RASHID HAMOOD AL ESKY EST	799861	2732	73
AL-FARSI ENTERPRISES	708090	--	136
M/N JAMALANI TRDING EST.	561470	--	138
ENGINE ENGINEERING WORKSHOP LLC.	561095	3178	233
MODERN COLD INDUSTRIALIZATION CO.LLC.	561652	1744	234
MAHAMAD YOUSEF ALI HAROON B.FACTORY	699035	--	74
<WADI HATAT>			
SULTAN BIN SAID CONT AND TRD EST	560561	--	61
AL BAWADI TRD EST (TILES FACTORY)	707933	2007	62
ALI HAMDOON AL JABERY TRADING	--	--	63
CONSTRUCTION MATERIALS INDUSTRIES	704603	1035	64
ALMUSAWI CONT TRD EST	563371	--	65
NAHAD TRADING AND CONTG EST	701035	--	66
ABDUL QADIR ABDUL REHMAN TRD AND CONT	576219	1874	67
HOSFORT MARBILE FACTORY L.L.C.	562983	--	68
YAQOOBI ISMAIL & ABDUL WAHABISHAQ TRAD	561390	1140	69
M/S.NATIONAL CEMENT PRODUCTS & TRAD.COMP	561047	355	198
MOHAMMAD SULAIMAN MOHAMMAD AL-HADI TRAD.	--	3182	199

NAME OF ESTABLISHMENT	TEL NUMBER	IR	REF NBR
HUSSAIN BIN ALI BIN HEDEIB AL-WEHIBY	--	--	200
AL-BIRIAN TRADING & CONTRACTING.	950698	83/A.	232
MUBARAK BIN SAID AL-AZRI & SONS CO.	--	--	235
AL-BAIREEN TRADING & CONT. EST.	575409	--	255
HAJAR EXPLOSIVES MANUFACTURING CO. LCC. <WADI KABIR>	591130	1036	256
WHITE HILLS TRDG & CONT	796286	--	31
MURTAD MOHSIN ALI	709422	--	32
SHAAB TRD & CONT EST	623105	--	33
SHAHOO NOOR AL-ZADJALI	708155	1940	34
ABDULLAH BIN HAMDAN TRADING	706019	2722	35
DARHAT TRADING & CONT.CO.	796542	2899	36
KHANCO	701743	3016	37
HAMOOD RAMZAN SHAHRAZA AL BALUSHI	753413	2780	38
IMMAM BUKHSH ISMAL SHAH KARAM	706949	2997	39
AL-TEEN TRADING ESTABLISHMENT.	798355	2356	40
MUSCAT FIBRE GLASS FACTORY.	752705	3760	41
SAEED AL BARWANI EDT.	707052	--	42
AL HASSAN SWITCHGEAR MANUFACTURING CO. (700575	--	43
MOOSA DAD RAHMAN AL BALUSHI.	794137	--	44
AL BARARY FOR CONST.& GEN. MAINT LLC.	702497	--	45
MOHSIN NOOR MOHAMMED JUMA.	751724	--	46
AL WADI AL KABIR ROUNDA BOUT BAKERY.	707393	--	47
THE OMAN EXPRESS SUPPLIE CO.	794252	305	48
ABU A AMIR AL HABSI TRADING.	--	--	49
SHAFI MOHD TRAD.& CONT ENT.	714804	--	50
JABER TRAD.& CONT.CO.	795066	--	51
AKI BIN HASSAN BIN SHERR TRADING.	--	16319	52
MAHMOOD FAIREE MOHD.AL BALUCHI	706792	--	53
ALI BIN SALEH BIN MOHD HOLLOW TRADING	842236	--	54
NAKHAL TRADING CO. ALUMINIUM DOORS & WIN	793242	6558	55
AL RAJA TRAD.& CONT.EST.	700942	3435	56
NOOR MOHD.JUMA AL AZDI	712180	--	57
KHALID AL KHANJARI TRADING & CONT. EST.	590668	577	59
HABIB BIN SADEK BIN NOOR AL DIN	--	--	137
OMAN STEEL FABRICATORS & MECHANICAL CO.	707964	448	201
MOHD KHALID & ABDULAH SULAIMAN TRAD.CO	--	--	202
IBRAHM SHAMBY JAN MOHD TRAD	796334	3071	203
AL OSFUUR FURNITURE LLC	561400	*****	204
AL SHAIHANI JUICE FILLING IND.	707634	11223	205
ALI SHAIHANI FOOD IND.	707634	1063	206
AL-JUFAIR FOOD IND.	707634	2738	207
AL DAREE TRADING & CONT EST.	707043	--	208
GULF BIBI TRADING	794656	L 3759	209
ALI OBAID KHAMIS AL GHAFRI TRADING	798299	--	210

NAME OF ESTABLISHMENT	TEL NUMBER	IR	REF NBR
AL RADHI EST.	701197	3029	211
SALIM HABIB SALIM AL BATTASHI TRADING	702988	--	212
IBRAHIM DO SHAMBAY GHULAM AL BALOUSHI	--	--	213
ABBAS DUR MOHD TRAD.& CONT.	--	--	214
AL BAKSHI TRAD. & CONT.	797838	--	215
VOLT ELECTRICAL & MECHANICAL CONT.	795321	L 2855	216
MEHBOOR FURNISHING LLC	703634	L 00361	217
RIYAM INVESTMENT & TRADING EST.	796393	L 2998	218
AL BUSTAN BAKERY LLC	705376	L 2723	219
SEEB BUILDING CONT. & TRAD.CO.	750971	1692	220
MURTADHA ENTERPRISES	796317	2364	221
ABU HINAI AL HINAI ENGINEERING SERVICES.	797029	--	223
AL DHAFIR ESTABLISHMENT	703637	--	224
MODERN DAIRY FACTORY	797347	748	262
AL - TAISEER TRDG. & CONTG CO.	797540	3992	265
AL- FELAJ TRADING & CONTRACTING.	704481	1526	266
<RUWI>			
M/S. AL SALAMAH EST. FOR TRADING & GEN C	701549	2857	6
ABU HOOD TRADING & CONT.EST	704532	1517	7
MOHD. MURAD SHER MOHD. AL-RAISI ENGRANIN	799944	3143	24
AL-HARITH TRADING & SERVICES.	797332	--	26
GULF CORNER ESTABLISHMENT	--	1943	191
MUSTAFA & JAWAD TRADING CO.LLC.	706584	NF	192
MUBARAK BIN KHAMIS BIN ALI SOOMAR AL ZAD	702217	1164	193
MUSCAT PRINTING PRESS.	795069	1175	264
<RUWI(WALJA)>			
AL ZAHRA PRINTING	702132	1855	1
MOHAMMED HILAL SULIMAN	797094	4200	2
MUNSHIAT -E- OMAN LITTEJERAH	705840	696	3
MOHAMED SHABAN DAWOOD TRADING	795834	2948	4
SALEM BIN NASSER AL MAMARI TRADING EST.	707701	3036	5
AL-DAREE TRADING & CONT. EST.	705356	941	8
MOHD. MURAD ISMAIL MOHD. AL-RAISY	--	9240	9
ALI BIN SALEM BIN NASSER AL MAMARI EST.	795829	--	10
BLUE STAR TRADING & CONTRACTING EST.	796434	--	11
AL-HADAF.TRD	--	3576	12
YAQOOB BIN KHALF AL MAWALY TRADING	753789	2846	13
ABBAS DUR MOHAMED TRADING	798090	1320	14
AL KASF TRADING	799164	3549	15
KHALFAN KINAIN TRADING & CONTRACTION EST	708137	--	16
M/S. DARWISH BIN ABDULLAH BIN HASSAN	751142	--	17
ABU AMEIR AL HINAI TRD	707831	--	18
ABDUL LATIF & ADAM MOHD. TRADING.	797144	--	19
HAMED BIN KHALFAN AL RAWAHY TRAD.	703838	10973	20
ABU KHALID AL SIYABI EST	--	8792	21
THE STAR TRADING	794353	2974	22

NAME OF ESTABLISHMENT	TEL NUMBER	IR	REF NBR
AL-GHAMARI TRA, & EST.	709569	7591	23
KADEER TRADING	705564	--	25
HABIB DAWOOD HABIB.	798432	--	27
SULEIMAN BIN ALI BIN ZAHER AL-ABRI.	708423	2668	28
MURTADA MOHSIN ALI TRADING.	706872	8754	29
AL SALAHA TRADING	700933	3781	30
MUBARAK SAEED AL-AZRY & SONSCO.	700547	--	222
M/S. AMOUR BIN HAMAD BIN MAJID TRADING,	560203	3145	263

配布・回収状況

地区名	配布	回収		
	合計	10/9 現在	10/11 ~30	合計
RUWI	59	32	4	36
MUTTRAH	3	0	2	2
AL WADI AL KABIR	103	34	21	55
MUSCAT	1	0	0	0
DARSAIT	3	2	1	3
WADI HATAT	8	13	3	16
WADI ADAI	29	9	0	9
AL WATTAYAH	3	3	0	3
AL QURM	4	1	1	2
BOUSHAR	3	0	2	2
GHALA	33	21	5	26
AL KHUWAIR	7	7	5	12
AL AZAIBA	6	1	1	2
AL GHOBRA	6	2	3	5
RUSAYL	55	53	0	53
MADINAT QABOOS	9	3	0	3
AL SEEB	49	0	7	7
AL MABELA	0	2	24	26
	381	183	79	262

質問項目の回答率 (%)

工業登録番号	75 %
従業員数	98 %
給与額	96 %
原材料費	85 %
電力費	83 %
水使用額	77 %
生産額	73 %
内訳記載しているもの	45 %
内訳記載なし	29 %
品目名のみ記載	11 %
出荷額	22 %
在庫額	78 %
土地取得額	53 %
建物取得額	56 %
(ただし、土地レンタル、建物レンタルのものが各々 34% 24%であった)	

TABLE 1 GENERAL STATISTICS FOR INDUSTRY GROUP AND INDUSTRY

ISIC	NER OF EST.	PERSONS ENGAGED	CASH EARNINGS (RO)	VALUE OF RAW MATERIALS (RO)	VALUE OF PRODUCTION (RO)	VALUE OF SHIPMENT (RO)	GROSS VALUE ADDED (RO)
15 MANUFACTURE OF FOOD PRODUCTS AND BEVERAGES							
1520	2	184	415,964	1,689,587	3,532,002	3,533,030	1,730,737
1541	1	132	215,504	898,935	1,742,000	1,694,000	(475,433)
1549	2	42	46,909	197,489	211,938	244,843	13,254
1554	1	280	292,138	2,788,058	3,054,100	5,294,808	89,757
SUB TOTAL	6	638	970,515	5,574,069	8,540,040	10,766,681	1,358,315
16 MANUFACTURE OF WADING APPAREL; DRESSING AND DYEING OF FUR							
1810	2	866	426,224	1,285,668	1,473,677	1,367,167	170,941
SUB TOTAL	2	866	426,224	1,285,668	1,473,677	1,367,167	170,941
20 MANUFACTURE OF WOOD AND OF PRODUCTS OF WOOD AND CORK, EXCEPT FURNITURE							
2022	2	29	27,317	165,278	237,978	218,748	69,700
SUB TOTAL	2	29	27,317	165,278	237,978	218,748	69,700
21 MANUFACTURE OF PAPER AND PAPER PRODUCTS							
2109	1	52	147,369	630,560	1,149,786	1,096,350	500,967
SUB TOTAL	1	52	147,369	630,560	1,149,786	1,096,350	500,967
22 PUBLISHING, PRINTING AND REPRODUCTION OF RECORDED MEDIA							
2211	2	75	166,331	672,654	1,007,985	1,119,592	325,164
2219	1	15	45,150	55,679	175,034	207,318	112,581
2221	1	39	6,070	174,362	198,911	327,183	19,247
SUB TOTAL	4	129	217,551	902,695	1,381,930	1,654,093	456,992
24 MANUFACTURE OF CHEMICALS AND CHEMICAL PRODUCTS							
2411	1	52	106,631	56,156	422,000	425,700	289,939
2429	1	20	32,909	42,550	155,165	104,354	112,279
SUB TOTAL	2	72	139,540	98,706	577,165	530,054	402,218
25 MANUFACTURE OF RUBBER AND PLASTICS PRODUCTS							
2511	1	11	7,953	17,147	19,893	995	1,472
2520	1	90	181,700	708,800	1,042,390	1,778,790	267,470
SUB TOTAL	2	101	189,653	725,947	1,062,283	1,779,785	268,942

TABLE 1 GENERAL STATISTICS FOR INDUSTRY GROUP AND INDUSTRY

ISIC	NBR OF EST.	PERSONS ENGAGED	CASH EARNINGS (RO)	VALUE OF RAW MATERIALS (RO)	VALUE OF PRODUCTION (RO)	VALUE OF SHIPMENT (RO)	GROSS VALUE ADDED (RO)
26 MANUFACTURE OF OTHER NON-METALLIC MINERAL PRODUCTS							
2694	1	285	1,138,935	922,451	11,825,546	14,265,932	7,429,299
2695	7	503	849,693	4,061,476	6,315,079	3,262,705	1,591,393
2696	1	61	131,670	72,400	510,831	583,331	289,758
2699	2	40	49,354	51,629	147,310	144,543	52,976
SUB TOTAL	11	889	2,169,652	5,107,956	18,798,766	18,256,511	9,363,426
27 MANUFACTURE OF BASIC METALS							
2720	2	197	431,862	4,281,629	5,647,635	5,903,052	1,039,434
SUB TOTAL	2	197	431,862	4,281,629	5,647,635	5,903,052	1,039,434
28 MANUFACTURE OF FABRICATED METAL PRODUCTS, EXCEPT MACHINERY AND EQUIPMENT							
2811	6	337	540,060	1,563,953	2,715,499	2,747,214	1,073,324
2893	1	16	21,840	46,890	47,108	78,535	0
2899	1	34	42,212	827,271	968,704	1,133,103	126,788
SUB TOTAL	8	387	604,112	2,438,114	3,731,311	3,958,852	1,200,112
29 MANUFACTURE OF MACHINERY AND EQUIPMENT N.E.C.							
2930	1	61	81,132	219,198	347,710	384,450	123,442
SUB TOTAL	1	61	81,132	219,198	347,710	384,450	123,442
34 MANUFACTURE OF MOTOR VEHICLES AND TRAILERS AND SEMI-TRAILERS							
3420	1	18	21,370	183,379	328,705	287,480	143,667
SUB TOTAL	1	18	21,370	183,379	328,705	287,480	143,667
36 MANUFACTURE OF FURNITURE; MANUFACTURING N.E.C.							
3610	2	227	278,000	1,622,000	2,845,000	2,622,000	1,212,100
3699	1	27	20,687	95,996	237,925	259,275	141,493
SUB TOTAL	3	254	298,687	1,717,996	3,082,925	2,881,275	1,353,593
GRAND TOTAL	45	3,693	5,724,994	23,331,195	46,359,911	49,084,498	16,451,749

TABLE 3. ESTABLISHMENTS, PERSONS ENGAGED AND CASH EARNINGS

ISIC	NBR OF ESTABLISHMENT	PERSON ENGAGED		CASH EARNINGS		TOTAL
		OMANI	NON-OMANI	OMANI	NON-OMANI	
15 MANUFACTURE OF FOOD PRODUCTS AND BEVERAGES						
1520	2	42	23%	142	77%	184
				84,800	20%	331,164
1541	1	42	32%	90	68%	132
				65,353	30%	150,151
1549	2	17	40%	25	60%	42
				14,740	31%	32,169
1554	1	17	6%	263	94%	280
				17,640	6%	274,498
SUB-TOTAL	6	116	18%	520	82%	638
				182,533	19%	787,982
18 MANUFACTURE OF WEARING APPAREL; DRESSING AND DYEING OF FUR						
1810	2	113	13%	753	87%	866
				82,862	19%	343,362
SUB-TOTAL	2	113	13%	753	87%	866
				82,862	19%	343,362
20 MANUFACTURE OF WOOD AND OF PRODUCTS OF WOOD AND CORK, EXCEPT FURNITURE; MANUFACTURE OF ARTICLES OF STRAW AND PLAITING MATERIALS						
2022	2	0	0%	29	100%	29
				0	0%	27,317
SUB-TOTAL	2	0	0%	29	100%	29
				0	0%	27,317
21 MANUFACTURE OF PAPER AND PAPER PRODUCTS						
2109	1	35	67%	17	33%	52
				50,070	34%	97,299
SUB-TOTAL	1	35	67%	17	33%	52
				50,070	34%	97,299
22 PUBLISHING, PRINTING AND REPRODUCTION OF RECORDED MEDIA						
2211	2	9	12%	66	88%	75
				15,280	9%	151,051
2219	1	2	13%	13	87%	15
				7,080	16%	38,070
2221	1	3	8%	36	92%	39
				470	8%	5,600
SUB-TOTAL	4	14	11%	115	89%	129
				22,830	10%	194,721
24 MANUFACTURE OF CHEMICALS AND CHEMICAL PRODUCTS						
2411	1	13	25%	39	75%	52
				22,040	21%	84,591
2429	1	11	55%	9	45%	20
				16,149	49%	16,760
SUB-TOTAL	2	24	33%	48	67%	72
				38,189	27%	101,351
25 MANUFACTURE OF RUBBER AND PLASTICS PRODUCTS						
2511	1	0	0%	11	100%	11
				0	0%	7,953
2520	1	10	11%	80	89%	90
				14,700	8%	167,000
SUB-TOTAL	2	10	10%	91	90%	101
				14,700	8%	174,953

TABLE 3. ESTABLISHMENTS, PERSONS ENGAGED AND CASH EARNINGS

ISIC	NBR OF ESTABLISHMENT	PERSON ENGAGED			TOTAL	CASH EARNINGS			TOTAL	
		OMANI	%	NON-OMANI		%	OMANI	%		NON-OMANI
26 MANUFACTURE OF OTHER NON-METALLIC MINERAL PRODUCTS										
2694	1	90	32%	195	68%	285	388,018	750,917	66%	1,138,935
2695	7	77	15%	426	85%	503	175,507	674,186	79%	849,693
2696	1	5	8%	56	92%	61	7,350	124,320	94%	131,670
2699	2	4	10%	36	90%	40	11,550	37,814	77%	49,364
SUB-TOTAL	11	176	20%	713	80%	889	582,425	1,587,237	73%	2,169,662
27 MANUFACTURE OF BASIC METALS										
2720	2	55	28%	142	72%	197	121,725	310,137	72%	431,862
SUB-TOTAL	2	55	28%	142	72%	197	121,725	310,137	72%	431,862
28 MANUFACTURE OF FABRICATED METAL PRODUCTS, EXCEPT MACHINERY AND EQUIPMENT										
2811	6	49	15%	288	85%	337	54,569	485,491	10%	540,060
2893	1	2	13%	14	88%	16	780	21,060	96%	21,840
2899	1	4	12%	30	88%	34	16,050	26,162	62%	42,212
SUB-TOTAL	8	55	14%	332	86%	387	71,399	532,713	12%	604,112
29 MANUFACTURE OF MACHINERY AND EQUIPMENT N.E.C.										
2930	1	14	23%	47	77%	61	12,988	68,144	16%	81,132
SUB-TOTAL	1	14	23%	47	77%	61	12,988	68,144	16%	81,132
34 MANUFACTURE OF MOTOR VEHICLES, TRAILERS AND SEMI-TRAILERS										
3420	1	0	0%	18	100%	18	0	21,370	100%	21,370
SUB-TOTAL	1	0	0%	18	100%	18	0	21,370	100%	21,370
36 MANUFACTURE OF FURNITURE; MANUFACTURING N.E.C.										
3610	2	45	20%	182	80%	227	44,800	233,200	16%	278,000
3699	1	14	52%	13	48%	27	7,781	12,906	38%	20,687
SUB-TOTAL	3	59	23%	195	77%	254	52,581	246,106	18%	298,687
GRAND TOTAL	45	673	18%	3,020	82%	3,693	1,232,302	4,492,692	22%	5,724,994

TABLE 4 PER ESTABLISHMENT AND PER PERSON ENGAGED, BY INDUSTRY GROUP AND INDUSTRIES

ISIC	PER ESTABLISHMENT			PER PERSON ENGAGED			CASH EARNINGS TOTAL
	PERSONS ENGAGED	VALUE OF PRODUCTION	VALUE OF SHIPMENT	GROSS VALUE ADDED	STOCKS END OF YEAR	VALUE OF PRODUCTION	
15 MANUFACTURE OF FOOD PRODUCTS AND BEVERAGES							
1520	92	1,766,001	1,766,515	865,368	117,661	19,195	9,406
1541	132	1,742,000	1,694,000	(475,433)	0	13,196	(3,601)
1549	21	105,969	122,421	6,627	13,757	5,046	315
1554	140	1,527,050	2,647,404	44,678	99,243	10,907	320
SUB TOTAL	106	1,423,340	1,794,446	226,385	76,887	13,385	2,129
18 MANUFACTURE OF WARING APPAREL; DRESSING AND DYEING OF FUR							
1810	433	736,838	683,583	85,470	113,876	1,701	197
SUB TOTAL	433	736,838	683,583	85,470	113,876	1,701	197
20 MANUFACTURE OF WOOD AND OF PRODUCTS OF WOOD AND CORK, EXCEPT MANUFACTURE OF ARTILES OF STRAW AND PLAITING MATERIALS							
2022	14	118,989	109,374	34,850	21,674	8,206	2,403
SUB TOTAL	14	118,989	109,374	34,850	21,674	8,206	2,403
21 MANUFACTURE OF PAPER AND PAPER PRODUCTS							
2109	52	1,149,786	1,096,350	500,967	35,492	22,111	9,633
SUB TOTAL	52	1,149,786	1,096,350	500,967	35,492	22,111	9,633
22 PUBLISHING, PRINTING AND REPRODUCTION OF RECORDED MEDIA							
2211	37	503,992	559,796	162,582	101,498	13,439	4,335
2219	15	175,034	207,318	112,581	168,325	11,668	7,505
2221	39	198,911	327,183	19,247	18,365	5,100	493
SUB TOTAL	32	345,482	413,523	114,248	97,421	10,712	3,542
24 MANUFACTURE OF CHEMICALS AND CHEMICAL PRODUCTS							
2411	52	422,000	425,700	289,939	7,514	8,115	5,575
2429	20	155,165	104,354	112,279	45,572	7,758	5,613
SUB TOTAL	36	288,582	265,027	201,109	26,543	8,016	5,586
25 MANUFACTURE OF RUBBER AND PLASTICS PRODUCTS							
2511	11	19,893	995	1,472	0	1,808	133
2520	90	1,042,390	1,778,790	267,470	18,834	11,582	2,971
SUB TOTAL	50	531,141	889,892	134,471	9,417	10,517	2,662

TABLE 4 PER ESTABLISHMENT AND PER PERSON ENGAGED, BY INDUSTRY GROUP AND INDUSTRIES

ISIC	PER ESTABLISHMENT			PER PERSON ENGAGED			CASH EARNINGS TOTAL	
	PERSONS ENGAGED	VALUE OF PRODUCTION	VALUE OF SHIPMENT	GROSS VALUE ADDED	STOCKS END OF YEAR	VALUE OF PRODUCTION		GROSS VALUE ADDED
26	MANUFACTURE OF OTHER NON-METALLIC MINERAL PRODUCTS							
2694	285	11,825,546	14,265,932	7,429,299	0	41,493	26,067	3,996
2695	71	902,154	466,100	227,341	133,996	12,554	3,163	1,689
2696	61	510,831	583,331	289,758	11,787	8,374	4,750	2,158
2699	20	73,655	72,271	26,488	16,514	3,682	1,324	1,234
SUB TOTAL	80	1,708,978	1,659,682	851,220	89,344	21,145	10,532	2,440
27	MANUFACTURE OF BASIC METALS							
2720	98	2,823,817	2,951,526	519,717	202,855	28,668	5,276	2,192
SUB TOTAL	98	2,823,817	2,951,526	519,717	202,855	28,668	5,276	2,192
28	MANUFACTURE OF FABRICATED METAL PRODUCTS, EXCEPT MACHINERY AND EQUIPMENT							
2811	56	452,583	457,869	178,887	60,567	8,057	3,184	1,602
2893	16	47,108	78,535	0	26,769	2,944	0	1,365
2899	34	968,704	1,133,103	126,788	386,594	28,491	3,729	1,241
SUB TOTAL	48	466,413	494,856	150,014	97,095	9,641	3,101	1,561
29	MANUFACTURE OF MACHINERY AND EQUIPMENT N.E.C.							
2930	61	347,710	384,450	123,442	304,982	5,700	2,023	1,330
SUB TOTAL	61	347,710	384,450	123,442	304,982	5,700	2,023	1,330
34	MANUFACTURE OF MOTOR VEHICLES, TRAILERS AND SEMI-TRAILERS							
3420	18	328,705	287,480	143,667	139,017	18,261	7,981	1,167
SUB TOTAL	18	328,705	287,480	143,667	139,017	18,261	7,981	1,167
36	MANUFACTURE OF FURNITURE; MANUFACTURING N.E.C.							
3610	113	1,422,500	1,311,000	606,050	72,650	12,533	5,339	1,224
3699	27	237,925	259,275	141,493	0	8,812	5,240	766
SUB TOTAL	84	1,027,641	960,425	451,197	48,433	12,137	5,329	1,175
GRAND TOTAL	82	1,030,220	1,090,766	365,594	88,535	12,553	4,454	1,550

TABLE 5 VALUE OF CONSUMED RAW MATERIALS ETC., VALUE OF SHIPMENTS ETC.,
VALUE OF PRODUCTION AND GROSS VALUE ADDED, BY INDUSTRY GROUP

ISIC	VALUE OF CONSUMED RAW MATERIALS ETC.				COST OF CONTRACT & COMM WORK	VALUE OF SHIPMENTS ETC.			VALUE OF PRODUCTION	GROSS VALUE ADDED	
	TOTAL	RAW MATERIALS	FUEL	ELEC-TRICITY		WATER	PRODUCTS SHIPMENT	REPAIR WORK ETC.			OTHER REVENUE
15 MANUFACTURE OF FOOD PRODUCTS AND BEVERAGES											
1520	1,801,265	1,689,587	17,400	62,948	31,330	0	3,533,030	0	35,787	3,532,002	1,730,737
1541	2,217,433	898,935	--	27,598	3,900	1,287,000	1,694,000	--	--	1,742,000	(475,433)
1549	198,684	197,489	0	964	231	0	244,843	0	20,167	211,938	13,254
1554	2,964,343	2,788,058	108,245	30,779	37,261	--	5,294,808	0	45,651	3,054,100	89,757
SUB TOTAL	7,181,725	5,574,069	125,645	122,289	72,722	1,287,000	10,766,681	0	101,605	8,540,040	1,358,315
18 MANUFACTURE OF WEARING APPAREL; DRESSING AND DYEING OF FUR											
1810	1,302,736	1,285,668	1,124	10,844	5,100	0	1,367,167	0	2,705	1,473,677	170,941
SUB TOTAL	1,302,736	1,285,668	1,124	10,844	5,100	0	1,367,167	0	2,705	1,473,677	170,941
20 MANUFACTURE OF WOOD AND OF PRODUCTS OF WOOD AND CORK, EXCEPT FURNITURE;											
MANUFACTURE OF ARTICLES OF STRAW AND PLAITING MATERIALS											
2022	168,278	165,278	1,330	707	963	0	218,748	0	0	237,978	69,700
SUB TOTAL	168,278	165,278	1,330	707	963	0	218,748	0	0	237,978	69,700
21 MANUFACTURE OF PAPER AND PAPER PRODUCTS											
2109	648,819	630,560	--	14,308	3,951	0	1,096,350	0	0	1,149,786	500,967
SUB TOTAL	648,819	630,560	--	14,308	3,951	0	1,096,350	0	0	1,149,786	500,967
22 PUBLISHING, PRINTING AND REPRODUCTION OF RECORDED MEDIA											
2211	682,821	672,654	750	9,307	110	0	1,119,592	0	5,418	1,007,985	325,164
2219	62,453	55,679	4,185	1,036	1,553	--	207,318	--	0	175,034	112,581
2221	179,664	174,362	0	4,551	751	--	327,183	0	0	198,911	12,247
SUB TOTAL	924,938	902,695	4,935	14,894	2,414	0	1,654,093	0	5,418	1,381,930	456,992
24 MANUFACTURE OF CHEMICALS AND CHEMICAL PRODUCTS											
2411	132,061	56,156	15,500	50,450	8,955	0	425,700	0	0	422,000	289,939
2429	42,886	42,550	0	235	101	0	104,354	0	26,339	155,165	112,279
SUB TOTAL	174,947	98,706	15,500	50,685	9,056	0	530,054	0	26,339	577,165	402,218
25 MANUFACTURE OF RUBBER AND PLASTICS PRODUCTS											
2511	18,421	17,147	699	372	203	0	995	75	8,014	19,893	1,472
2520	774,920	708,800	0	65,670	450	--	1,778,790	--	0	1,042,390	267,470
SUB TOTAL	793,341	725,947	699	66,042	653	0	1,779,785	75	8,014	1,062,283	268,942

TABLE 5 VALUE OF CONSUMED RAW MATERIALS ETC., VALUE OF SHIPMENTS ETC., VALUE OF PRODUCTION AND GROSS VALUE ADDED, BY INDUSTRY GROUP

ISIC	VALUE OF CONSUMED RAW MATERIALS ETC.			WATER	COST OF CONTRACT & COMM WORK		VALUE OF SHIPMENTS ETC.		OTHER REVENUE	VALUE OF PRODUCTION	GROSS VALUE ADDED
	TOTAL	RAW MATERIALS	FUEL		ELEC-TRICITY	SHIPMENT	REPAIR WORK ETC.	PRODUCTS			
26 MANUFACTURE OF OTHER NON-METALLIC MINERAL PRODUCTS											
2694	4,396,247	922,451	1,892,466	1,489,908	91,422	0	14,265,932	0	875,771	11,825,546	7,429,299
2695	4,723,686	4,061,476	441,108	102,612	23,188	0	3,262,705	0	3,406	6,315,079	1,591,393
2696	221,073	72,400	140,200	7,273	1,200	0	583,331	0	0	510,831	289,758
2699	94,334	51,629	34,897	4,993	2,815	0	144,543	0	2,931	147,310	52,976
SUB TOTAL	9,435,340	5,107,956	2,508,671	1,604,786	118,625	0	95,302	18,256,511	882,108	18,798,766	9,363,426
27 MANUFACTURE OF BASIC METALS											
2720	4,608,201	4,281,629	52,509	202,453	61,610	0	5,903,052	0	9,036	5,647,635	1,039,434
SUB TOTAL	4,608,201	4,281,629	52,509	202,453	61,610	0	5,903,052	0	9,036	5,647,635	1,039,434
28 MANUFACTURE OF FABRICATED METAL PRODUCTS, EXCEPT MACHINERY AND EQUIPMENT											
2811	1,642,175	1,563,953	25,715	31,279	21,228	0	2,747,214	189,363	2,719	2,715,499	1,073,324
2893	47,108	46,890	0	92	126	0	78,535	0	0	47,108	0
2899	841,916	827,271	6,303	5,005	3,337	0	1,133,103	4,284	--	968,704	126,788
SUB TOTAL	2,531,199	2,438,114	32,018	36,376	24,691	0	3,958,852	193,647	2,719	3,731,311	1,200,112
29 MANUFACTURE OF MACHINERY AND EQUIPMENT N.E.C.											
2930	224,268	219,198	775	3,770	525	0	384,450	0	2,884	347,710	123,442
SUB TOTAL	224,268	219,198	775	3,770	525	0	384,450	0	2,884	347,710	123,442
34 MANUFACTURE OF MOTOR VEHICLES, TRAILERS AND SEMI-TRAILERS											
3420	185,038	183,379	0	1,659	0	--	287,480	0	0	328,705	143,667
SUB TOTAL	185,038	183,379	0	1,659	0	--	287,480	0	0	328,705	143,667
36 MANUFACTURE OF FURNITURE; MANUFACTURING N.E.C.											
3610	1,632,900	1,622,000	0	5,900	5,000	0	2,622,000	0	22,250	2,845,000	1,212,100
3699	96,432	95,996	0	288	148	0	259,275	0	0	237,925	141,493
SUB TOTAL	1,729,332	1,717,996	0	6,188	5,148	0	2,881,275	0	22,250	3,082,925	1,353,593
GRAND TOTAL	29,908,162	23,331,195	2,744,206	2,135,001	305,458	1,392,302	49,084,498	193,722	1,063,078	46,359,911	16,451,749

Table 6 ESTABLISHMENTS, VALUE OF PRODUCTION BY PRODUCTS

PRODUCT CODE	PRODUCT NAME	NUMBER OF ESTABLISHMENTS	VALUE OF PRODUCTION
152023	Yoghurt and other fermented or acidified milk and cream	2	1,142,398
155410	Waters	3	3,593,913
181016	Track suits, ski suits, swimwear and other garments, knitted or crocheted	2	1,096,168
221110	Printed books, brochures, leaflets & similar printed matter	2	1,007,922
269540	Tiles, flagstones, bricks and similar articles, of cement, concrete or artificial stone	5	1,186,636
269550	Prefabricated structural components for building or civil engineering, of cement, concrete or artificial stone	2	1,927,138
269910	Millstones, grindstones, grinding wheels and the like, w/o frameworks, for working stones, and parts thereof	3	668,615
281190	Parts of structures (iron, steel, aluminium)	6	2,625,283
TOTAL		25	13,248,073

TABLE 7 STATISTICS FOR INDUSTRIAL ESTATES, INDUSTRIAL WATER CONSUMED AND ELECTRICITY BY INDUSTRY GROUP AND INDUSTRIE

ISIC	NBR OF PERSONS EST ENGAGED	VALUE OF PRODUCTION	LAND AREA (SQ.M)	BUILDING SPACE (SQ.M)	ELEC-TRICITY CONSUMED	WATER CONSUMED
15 MANUFACTURE OF FOOD PRODUCTS AND BEVERAGES						
1520	2	3,532,002	14,707	13,817	62,948	31,330
1541	1	1,742,000	--	5,000	27,598	3,900
1549	2	211,938	2,500	1,125	964	231
1554	1	3,054,100	17,600	--	30,779	37,261
SUB TOTAL	6	8,540,040	34,807	19,942	122,289	72,722
18 MANUFACTURE OF WEARING APPAREL: DRESSING AND DYEING OF FUR						
1810	2	1,473,677	0	570	10,844	5,100
SUB TOTAL	2	1,473,677	0	570	10,844	5,100
20 MANUFACTURE OF WOOD AND OF PRODUCTS OF WOOD AND CORK, EXCEPT FURNITURE;						
2022	2	237,978	2,147	1,059	707	963
SUB TOTAL	2	237,978	2,147	1,059	707	963
21 MANUFACTURE OF PAPER AND PAPER PRODUCTS						
2109	1	1,149,786	4,000	2,400	14,308	3,951
SUB TOTAL	1	1,149,786	4,000	2,400	14,308	3,951
22 PUBLISHING, PRINTING AND REPRODUCTION OF RECORDED MEDIA						
2211	2	1,007,985	--	--	9,307	110
2219	1	175,034	--	--	1,036	1,553
2221	1	198,911	--	500	4,551	751
SUB TOTAL	4	1,381,930	0	500	14,894	2,414
24 MANUFACTURE OF CHEMICALS AND CHEMICAL PRODUCTS						
2411	1	422,000	--	--	50,450	8,955
2429	1	155,165	--	--	235	101
SUB TOTAL	2	577,165	0	0	50,685	9,056
25 MANUFACTURE OF RUBBER AND PLASTICS PRODUCTS						
2511	1	19,893	--	--	372	203
2520	1	1,042,390	--	--	65,670	450
SUB TOTAL	2	1,062,283	0	0	66,042	653

TABLE 7 STATISTICS FOR INDUSTRIAL ESTATES, INDUSTRIAL WATER CONSUMED AND ELECTRICITY BY INDUSTRY GROUP AND INDUSTRIES

ISIC	NBR OF PERSONS ENGAGED	VALUE OF PRODUCTION	LAND AREA (SQ.M)	BUILDING SPACE (SQ.M)	ELEC-TRICITY CONSUMED	WATER CONSUMED
26 MANUFACTURE OF OTHER NON-METALLIC MINERAL PRODUCTS						
2694	1	11,825,546	--	--	1,489,908	91,422
2695	7	6,315,079	512,400	13,700	102,612	23,188
2696	1	510,831	20,000	1,200	7,273	1,200
2699	2	147,310	--	200	4,993	2,815
SUB TOTAL	11	18,798,766	532,400	15,100	1,604,786	118,625
27 MANUFACTURE OF BASIC METALS						
2720	2	5,647,635	39,400	3,341	202,453	61,610
SUB TOTAL	2	5,647,635	39,400	3,341	202,453	61,610
28 MANUFACTURE OF FABRICATED METAL PRODUCTS, EXCEPT MACHINERY AND EQUIPMENT						
2811	6	2,715,499	32,101	8,830	31,279	21,228
2893	1	47,108	--	750	92	126
2899	1	968,704	--	--	5,005	3,337
SUB TOTAL	8	3,731,311	32,101	9,580	36,376	24,691
29 MANUFACTURE OF MACHINERY AND EQUIPMENT N.E.C.						
2930	1	347,710	--	--	3,770	525
SUB TOTAL	1	347,710	--	--	3,770	525
34 MANUFACTURE OF MOTOR VEHICLES, TRAILERS AND SEMI-TRAILERS						
3420	1	328,705	--	--	1,659	0
SUB TOTAL	1	328,705	--	--	1,659	0
36 MANUFACTURE OF FURNITURE; MANUFACTURING N.E.C.						
3610	2	2,845,000	1,000	500	5,900	5,000
3699	1	237,925	--	--	288	148
SUB TOTAL	3	3,082,925	1,000	500	6,188	5,148
GRAND TOTAL	45	46,359,911	645,855	52,992	2,135,001	305,458

LOCATION	NAME	NER OF EST.		NER OF EMPLOYEES			SALARIES		
		EST.	NER OF	OMANI	NON-OMANI	TOTAL	OMANI	NON-OMANI	TOTAL
1	AL GUBRAH	5		89	483	571	164,820	821,743	986,563
2	AL KHUWAIR	12		150	776	926	176,758	966,233	1,142,991
3	AZAIBA	2		29	302	331	41,056	442,723	483,779
4	BAUSHER	2		23	185	208	12,714	210,684	223,398
5	DARSAIT	3		44	289	333	63,948	311,397	375,345
6	GHALA	26		199	1,652	1,851	274,083	2,853,732	3,127,815
7	MABELA	26		5	233	238	7,081	181,695	188,776
8	MADINAT QABOOS	3		23	69	92	18,064	211,111	229,175
9	MUTTRAH	2		83	62	145	439,106	384,847	823,953
10	QURM	2		159	124	283	1,096,902	679,573	1,776,475
11	RUSAYL	53		853	3,280	4,133	1,465,829	5,043,967	6,509,796
12	SEEB	7		14	123	137	14,300	131,395	145,695
13	WADI ADAL	9		22	244	266	12,100	3,834,127	3,846,227
14	WADI HATAT	16		34	204	238	45,673	1,112,673	1,158,346
15	WADI KABIR	55		121	806	927	153,387	1,311,929	1,465,316
16	RUWI	36		8	210	218	10,670	1,046,400	1,057,070
17	WATTAYA	3		28	132	160	32,214	211,550	243,764
		262		1,883	9,174	11,057	4,028,905	19,755,779	23,784,684

Questionnaire No, _____

<Complete Form>

Reference Year	199_ JAN. 1 - DEC. 31
----------------	-----------------------

Sultanate of Oman
 Ministry of Commerce and Industry
 Industrial Statistics Information Center

Industrial Statistical Survey Questionnaire

<Form : A>

You are required by law to submit the information called for in this questionnaire to authorized representatives of the Ministry of Commerce and Industry. Information furnished under the provisions of this law shall be used only for statistical purposes. No publication shall be made whereby the data furnished by any particular establishment or individual can be identified.

For Office use only

Establishment No.									
-------------------	--	--	--	--	--	--	--	--	--

Enumerator's Name _____

I. DESCRIPTION OF ESTABLISHMENT

1. Name of Establishment

Arabic _____

English _____

2. Location of establishment

Muscat Area;

Regional Area;

Region Name _____

Region Name _____

Town Name _____

Wilayat Name _____

Block No. _____

Town Name _____

House No. _____

P.O. Box _____

P.O. Box _____

Telephone No./Telex No./Fax No. _____

Telephone No./Telex No./Fax No. _____

3. Commercial Registration

Registered or In Progress (Mark (x) one box)

Date of Registration

		MM	1	9					YY
--	--	----	---	---	--	--	--	--	----

Number of Registration

--	--	--	--	--	--	--	--	--	--

4. Industrial License and Registration

Registered or In Progress (Mark (x) one box)

Date of License

		MM	1	9					YY
--	--	----	---	---	--	--	--	--	----

Number of License

--	--	--	--	--	--	--	--	--	--

Date of Registration

		MM	1	9					YY
--	--	----	---	---	--	--	--	--	----

Number of Registration

--	--	--	--	--	--	--	--	--	--

5. Legal Status

Mark (x) the applicable type

- a. Joint Stock Co.
- b. Limited Liability Co.
- c. Limited Partnership
- d. General Partnership
- e. Sole Proprietorship

6. Paid up capital or capital investment cost for Sole Proprietor

Omani Capital																					RO	
Foreign Capital																						RO
Total																						RO

7. Type of economic organization (Mark (x) on the applicable type)

a. Single Establishment enterprise

b. Part of multi-establishment enterprise,

name of the parent enterprise _____

telephone No. of the parent enterprise _____

8. Operation period in the last year (Mark (x) one box)

a. Full year

b. Partial (Months)

II. EMPLOYEES AND EARNINGS

9. Number of employees (at the end of last year)

Type	Omani	Non-Omani	Total
Number of persons regularly employed			
Number of other employees			
Total			

10. Cash wages and salaries paid (RO/Year)

Type	Omani	Non-Omani	Total
Persons regularly employed			
Other employees			
Total			

12. Receipts and other revenues

(1) Total value of receipts and other revenues [] RO (Calculate by (2))

(2) Details of receipts and other revenue * Commodity classification code (To be filled in by others)

Receipts and other revenues	* Commodity classification code	Value (RO)
1 Receipts for contract work done for other on their materials	9 1	
2 Receipts for repair and installation work done for others	9 2	
3 The value of goods shipped in the same condition as received		
4 Other revenues		
Total	-----	

IV. COST OF MATERIALS, UTILITIES AND COMMISSION WORK DONE BY OTHERS

13. Raw materials consumed

(1) Total value of raw materials consumed _____ RO (Calculate by below table)

(2) Details of raw materials consumed

	Name of raw material	Commodity classification code	Unit of quantity	Raw materials consumed	
				Quantity	Value (RO)
1	(Main raw material)				
2	(Main raw material)				
3	(Main raw material)				
4	Others				
	Total				

14. Value of fuels consumed

Value RO

If fuel for private uses of an employer/employees is included, how much is it?

Value RO % of total

15. Quantity and value of electric power consumed

(1) Purchased electric power

Quantity KWH

Value RO

If electric power for private uses of an employer/employees is included, how much is it?

Quantity KWH or % of total

Value RO or % of total

(2) Private generator

Capacity KVA

16. Quantity and value of industrial water consumed

(1) Tap water

Quantity [] [] [] [] [] [] [] [] [] [] [] m³

Value [] [] [] [] [] [] [] [] [] [] [] RO

If domestic water for an employer/employees is included, how much is it?

Quantity [] [] [] [] [] [] [] [] [] [] [] m³ or [] [] [] [] [] [] %

Value [] [] [] [] [] [] [] [] [] [] [] RO or [] [] [] [] [] [] %

(2) Well water

Quantity [] [] [] [] [] [] [] [] [] [] [] m³

17. Cost of contract and commission work done for you by others on your material.

Cost total [] [] [] [] [] [] [] [] [] [] [] RO

18. Rental payments

(1) Land

Space										m ²
Value										RO

(2) Building

Space										m ²
Value										RO

19. Total value of products

										RO
--	--	--	--	--	--	--	--	--	--	----

V. STOCKS & FIXED CAPITAL FORMATION

20. Stocks

Value of manufactured goods in stock

Total value at the beginning of last year _____ RO

Total value at the end of last year _____ RO

21. Fixed capital formation

(1) Total area of land

Total area of land at the beginning of last year	_____	m ²
Total area of land at the end of last year	_____	m ²
Total book value of land at the beginning of last year	_____	RO
Investment in land last year	_____	RO
Sales of land last year	_____	RO

(2) Total floor space of building

Total floor space of buildings at the beginning of last year	_____	m ²
Total floor space of buildings at the end of last year	_____	m ²
Total book value of buildings at the beginning of last year	_____	RO
Total value of depreciation expenses taken last year	_____	RO
Investment in buildings last year	_____	RO
Sales of buildings last year	_____	RO

(3) Value of plant and machinery and other equipment

Total book value at the beginning of last year	_____	RO
Total value of depreciation expenses taken last year	_____	RO
Investment costs last year	_____	RO
Sales value last year	_____	RO

DATE [] [] [] [] [] [] [] [] [] [] [] [] [] [] []

RESPONDENT NAME & TITLE _____

SIGNATURE _____

Reference: Proprietor Name and Telephone Number

<GENERAL DIRECTIONS>

1. Fill in the blanks with blue or black pen or ball-point pen.
2. Fill in numbers with Arabic figures (0,1,2,3, 9).
3. In columns for value/amount/cost, fill in with Omani Rial (hereinafter referred to as R.O.) after round off of Baisa.
4. As for survey items requesting values, etc. for the year, fill in figures for the period from January 1, 199_ to December 31, 199_.
5. Fill in items of no value/amount/cost and/or quantity/volume with a 0 (zero).

I. DESCRIPTION OF ESTABLISHMENT

 These are basic survey items; it is necessary to make clear the location, legal status and so on of the establishment.

1. "Name of establishment"

- Write name of establishment in both Arabic and English
- Fill in with the name of owner(s) if the establishment does not have another accepted name.

2. "Location of establishment"

- Fill in with House No., P.O.Box No., and Telephone No.,
 In Muscat region, also give Block No.

3. "Commercial Registration"

4. "Industrial License and Registration"

5. "Legal status"

Select the applicable legal status from the list, as indicated by the industrial registration form, and mark (x) the corresponding square.

6. "Paid-up capital or capital investment cost for sole proprietor"
(R.O.)

- Fill in with the paid-up capital as of December 31, 199_, if legal status is "company" (Joint Stock Co., Limited Liability Co., Limited Partnership and General Partnership).
- Fill in with capital investment cost if the legal status is "Sole Proprietorship".
- Itemize the capital paid by Omani parties and those of foreign countries.

7. Type of economic organization

8. Operation period in the last year

II. EMPLOYEES AND EARNINGS

"Number of employees" and "cash wages and salaries paid"

These items are necessary to survey numbers of Omani and Non-Omani employees working in manufacturing industries, distribution of employees in each industry and region, and value of production and shipment per employee

9. "Number of employees"

- Fill in with the number of employees as of December 31, 199_ by type of work and by Omani/Non-Omani classification.

"Persons regularly employed" means one of the following three cases.

- Employees who are employed for an unlimited period or employed for a limited period of more than one month
- Employees who were employed for 20 days or more in December 199_ and November 199_ respectively, among employees who were employed every day or employed for a limited period within one month

- Executives who are regularly working and receiving salaries every month

"Other employees" includes the following cases.

- Employees who were employed for 19 days or less in December 199_ among the employees who were employed every day or employed for a limited period within one month (Temporary employees)
- Self-employed persons
- Family workers

10. "Cash wages and salaries paid" (R.O./Year)

Separate items for Omani and Non-Omani employees

These items are necessary to survey the ratio of personnel costs to production and so on by summing up wages and salaries paid to employees in each industry, region and the like.

- Fill in with the amount of wages and salaries paid to employees for the year of 199_. (Only wages and salaries paid in cash.)
- Basic wages and salaries, allowances, wages and salaries paid specially and so on are included.

III. SHIPMENTS AND RECEIPTS

These items are the most important survey items. They help to understand the actual situation regarding the value of purchases or receipts and shipments nationwide, in each region, by industry, by kinds of products and so on.

11. "Shipments"

Shipments means domestic sales, export, and delivery to other establishments in the same enterprise of products, but delivery of products to warehouse for stock is excluded.

(1) The total value of shipments should equal the figure entered in the table where it says "Total".

(2) Shipment details

- Select the three main products whose value of sales were greatest, and enter in the table.

The value of all other products sold should be summed up and entered in the space marked "Others".

- The names of products and units of quantity used should be the ones listed in the "Commodity Classification Code Book". If you cannot find the name of a product used in your establishment in the code book, write the name which is ordinarily used in the market.

- If the unit of quantity used in your establishment is not the same as the one in the code book, please recalculate the quantity to convert into the unit in the code book and enter the quantity in those units in the space marked "quantity".

12. Receipts and other revenues

(1) The total value of receipts and other revenues should equal the figure entered in the table where it says "Total".

(2) Details of receipts and other revenues

- Line-3 "The value of goods shipped in the same condition as received".

Fill in with the value of products sold which were received from other establishments in the same enterprise or bought from other establishments.

IV. COST OF MATERIALS, UTILITIES AND COMMISSION WORK DONE BY OTHERS

These items are necessary to survey the value of raw materials, fuels, electricity, industrial water consumed and commission work done by others required for manufacturing in each industry.

13. "Raw materials consumed" (R.O./Year)

- Fill in with quantity and value of each raw material used for production in 199_ (not quantity and value of raw materials purchased).
 - "Raw materials" means the main raw materials, auxiliary materials, purchased parts, containers (e.g., bottles, cans, etc.), packing materials, materials for factory maintenance, supplies and so on.
 - Also fill in with the value of the following raw materials at market price.
 - . Raw materials received from other establishments in the same enterprise.
 - . Raw materials of self-acquisition by the primary industrial activities of agriculture, the marine products industry, the mining industry, etc.
- (1) The total value of raw materials consumed should equal the figure entered in the table where it says "Total".
- (2) Details of raw materials consumed
- Select the three (3) raw materials the value of which consumed by your establishment in the last year was the greatest, and enter them in the table.
 - The value of all other raw materials should be summed up and entered in the space marked "Others".
 - The names of raw materials and units of quantity used should be the ones listed in the "Raw Material

Classification" and/or "Commodity Classification Code Book". If you cannot find the name of any raw material consumed in your establishment, please write the name ordinarily used in the market.

- If the unit of quantity used in your establishment is not the same as the one in the code book, please recalculate the quantity to convert into the unit in the code book and use those units to fill in the space marked "Quantity".

14. "Value of fuels consumed" (R.O./Year)

- Fill in with the value used for production in 199__ (not the value of fuels purchased).
- Transportation cost for cargo (products, raw materials, etc.) carried by vehicles owned by the establishment and purchased gas (LPG) charges are included.
- Exclude fuel consumed for employee dwellings.

15. "Quantity and value of electric power consumed" (KWH, R.O./Year)

- Electricity consumed for air conditioning of the establishment is included.
- The unit of quantity is KWH (Kilo Watt Hour)
- Exclude the electricity consumed for employee dwellings.

16. "Quantity and value of industrial water consumed" (m³, R.O./Year)

- Separate tap water and well water
- Exclude the industrial water consumed for employee dwellings.

17. "Cost of contract and commission work done for you by others on your materials" (Amount paid to subcontractors) (R.O./Year)

This means the processing cost paid to other establishments, who performed processing services on raw materials or semi-products supplied by you, for compensation of industrial services.

- Don't include charges for products ordered from other establishments without supply of the raw materials.

18. "Rental payments"

If you rent land and/or buildings for your manufacturing activities, fill in with the annual cost and space respectively. Otherwise fill in these spaces with a "0" (zero).

19. "Total value of products"

- Fill in the total value of products which were produced in 199_.

The value of products refers to the ones which were produced in your establishment and the ones which were produced by other establishments with your raw materials (consignment products). However, the products which your establishment produced for other companies, under other contracts, are excluded.

- Fill in the total value of products which were booked in the finished products ledger
- If your establishment did not have any finished products ledger/inventory assets accounting system, calculate the total value of products according to the following formula.

(1) to calculate "cost rate"

$$\text{Cost rate} = \frac{\text{Total cost of products}}{\text{Total sales value of products}}$$

Items of production cost include raw materials consumed, personnel cost, depreciation expenses, electricity charges, fuel cost, etc.

(2) to calculate the value of product by each product

$$\text{Value of products} = \text{Sales quantity} \times \text{sales price (or market price)} \times \text{cost rate (1)}$$

(3) Total the value of all products to get the total value of products.

V. STOCKS AND FIXED CAPITAL FORMATION

20. "Stocks"

This item is necessary to survey the level of stock
in each industry and the relationship between shipments
and stocks (inventory, rate, etc.)

"Value of manufactured goods (products) in stock"

- Fill in with the stock owned by the establishments.
- Include consignment products for which raw materials were supplied to other establishments/enterprises. (Please refer to item 17.)
- Fill in with the total book value of stocks of finished goods as of January 1 and December 31 of last year respectively. If difficult, use the market prices at the beginning/end of the last year to estimate the stock value.

21. Fixed capital formation

(1) "Area and value of land" (m², R.O./Year)

- Fill in with the total area of land held by the establishment as of January 1 and December 31 of last year respectively.
- Fill in with the book value as of January 1 of last year, according to Ledger of Assets, Balance Sheet, etc., if difficult, fill in with the estimated price.
- In case of rental, these items (total area of land and book value) should be filled in with a "0" (zero).
- "Investment in land last year":
If your establishment purchased new land last year, fill in with the total acquisition cost for the new land.
- "Sales of land last year":
If your establishment sold land (full space/a part of) last year, fill in with the total sales value of the land.

(2) "Total floor space and value of buildings" (m², R.O./Year)

- Fill in with the total space of all floors of all buildings in the area of land held as of January 1 and December 31 of last year.
- Fill in with the book value as of January 1 of last year according to Ledger of Assets, Balance Sheet, etc. If difficult, fill in with the estimated price.
- In case of rental, these items (total floor space of buildings and book value) should be filled in with a "0" (zero).
- "Total value of depreciation expenses last year".
Fill in with the depreciation expenses for buildings taken last year (one year), according to Ledger of Fixed Assets. This does not mean the accumulated amount of depreciation.
- "Investment in buildings last year":
If your establishment purchased buildings last year, fill in with the total acquisition cost of those buildings.
- "Sales of buildings last year":
If your establishment sold buildings last year, fill in with the total sales value of the buildings.

(3) "Value of plant and machinery and other equipment"
(R.O./Year)

- Fill in with the book value as of January 1 and December 31, 199_ according to Ledger of Assets, Balance Sheet, etc.
If difficult, fill in with the estimated price.
- "Total value of depreciation expenses last year":
Fill in with the depreciation expenses for fixed assets (plants, machinery and other equipment, except buildings) taken last year (one year), according to Ledger of Fixed Assets. This does not mean the accumulated amount of depreciation.

- "Investment costs last year":

If your establishment purchased any fixed assets (except land and buildings) in the last year, fill in with the total acquisition cost of those assets.

- "Sales value last year":

If your establishment sold any fixed assets (except land and buildings) last year, fill in the total sales value of those assets.

<Minimum Form>

Reference Year	199_ JAN. 1 - DEC. 31
----------------	-----------------------

Sultanate of Oman
 Ministry of Commerce and Industry
 Industrial Statistics Information Center

Industrial Statistical Survey Questionnaire

<Form : B>

You are required by law to submit the information called for in this questionnaire to authorized representatives of the Ministry of Commerce and Industry. Information furnished under the provisions of this law shall be used only for statistical purposes. No publication shall be made whereby the data furnished by any particular establishment or individual can be identified.

For Office use only

Establishment No. _____

Enumerator's Name _____

I. DESCRIPTION OF ESTABLISHMENT

1. Name of Establishment

Arabic _____
English _____

2. Location of establishment

Muscat Area;	_____	Regional Area;	_____
Region Name	_____ <input type="checkbox"/>	Region Name	_____ <input type="checkbox"/>
Town Name	_____ <input type="checkbox"/>	Willayat Name	_____ <input type="checkbox"/>
Block No.	_____ <input type="checkbox"/>	Town Name	_____
House No.	_____	P.O. Box	_____
P.O. Box	_____	Telephone No./Telex No./Fax No.	_____
Telephone No./Telex No./Fax No.	_____		

3. Commercial Registration

Registered or In Progress (Mark (x) one box)

Date of Registration | | MM | 1 | 9 | | | YY |

Number of Registration | | | | | | | | | |

4. Industrial License and Registration

Registered or In Progress (Mark (x) one box)

Date of License | | MM | 1 | 9 | | | YY |

Number of License | | | | | | | | | |

Date of Registration | | MM | 1 | 9 | | | YY |

Number of Registration | | | | | | | | | |

5. Legal Status

Mark (x) the applicable type

- a. Joint Stock Co. d. General Partnership
- b. Limited Liability Co. e. Sole Proprietorship
- c. Limited Partnership

6. Paid up capital or capital investment cost for sole proprietor

Omani Capital																		RO
Foreign Capital																		RO
Total																		RO

7. Operation period in the last year (Mark (x) one box)

- a. Full year
- b. Partial (| | | | Months)

II. EMPLOYEES AND EARNINGS

8. Number of employees (at the end of last year)

Type	Omani	Non-Omani	Total
Number of persons regularly employed			
Number of other employees			
Total			

9. Cash wages and salaries paid (RO/Year)

Type	Omani	Non-Omani	Total
Persons regularly employed			
Other employees			
Total			

III. SALES AMOUNT (SHIPMENT)

Main Product and Main Raw Materials

10. Total value of sales amount [] [] [] [] [] [] [] [] [] [] RO

11. Main product name _____

Code

--	--	--	--	--	--	--	--	--	--

ISIC

--	--	--	--	--	--	--	--	--	--

12. Main raw material name _____

Code

--	--	--	--	--	--	--	--	--	--

13. Total value of raw materials consumed _____

RO

--	--	--	--	--	--	--	--	--	--

IV. UTILITIES CONSUMPTION

14. Value of fuel consumed

Value [] [] [] [] [] [] [] [] [] [] RO

15. Quantity and value of electric power consumed

(1) Purchased electric power

Quantity [] [] [] [] [] [] [] [] [] [] KWH
Value [] [] [] [] [] [] [] [] [] [] RO

16. Quantity and value of industrial water consumed

(1) Tap water

Quantity [] [] [] [] [] [] [] [] [] [] m³
Value [] [] [] [] [] [] [] [] [] [] RO

(2) Well water

Quantity [] [] [] [] [] [] [] [] [] [] m³

17. Rental payments

(1) Land Value [] [] [] [] [] [] [] [] [] [] RO

Space [] [] [] [] [] [] [] [] [] [] m²

(2) Building Value [] [] [] [] [] [] [] [] [] [] RO

Space [] [] [] [] [] [] [] [] [] [] m²

DATE | | | DD | | MM | 1 | 9 | 9 | | YY |

RESPONDENT NAME & TITLE _____

SIGNATURE _____

Reference: Proprietor Name and Telephone Number

1. 産 業 編

(1) 産業別統計表

事業所数	従業者数 (人)	現金給与 総額 (千.R.O.)	原材料 使用額等 (千.R.O.)	製造品 出荷額等 (千.R.O.)	生産額 (千.R.O.)	付加価値額 (千.R.O.)	有形固定資産額	
							年初現在高 (千.R.O.)	年末現在高 (千.R.O.)

表1 産業分類別（5年間比較）

表2 従業者規模別・資本金規模別

表3 地域別/産業別

表4 産業別/地域別

(2) 従業者数、現金給与統計表

事業所数	従業者数					現金給与総額 (R.O.)				
	オマーン人	(%)	非オマーン人	(%)	合計	オマーン人	(%)	非オマーン人	(%)	合計

表5 産業分類別（5年間比較）

表6 産業別/地域別

表7 地域別/産業別

事業所数	常雇用者数					その他の雇用者数					合 計				
	オマーン人	(%)	非オマーン人	(%)	合計	オマーン人	(%)	非オマーン人	(%)	合計	オマーン人	(%)	非オマーン人	(%)	総合計

表8 従業者数統計表

(3) 1事業所当たり及び従業者1人当たりの統計表

一 事 業 所 当 たり						従業者1人当たり		
従業者数 (人)	製造品 出荷額等 (千.R.O.)	生産額 (千.R.O.)	付加価値額 (粗付加価値額) (千.R.O.)	製造品 年末在庫額 (千.R.O.)	有形固定 資産総額 (千.R.O.)	製造品 出荷額等 (R.O.)	付加価値額 (粗付加価値額) (R.O.)	現 金 給 与 額 (R.O.)

表9 産業細分類別

表10 従業者規模別・資本金規模別

表11 地域別/産業別

表12 産業別/地域別

(4) 原材料使用額等, 製造品出荷額等, 生産額, 付加価値額及び粗付加価値額

原材料使用額等					製造品出荷額等					修理料収入	生産額	付加価値額	粗付加価値額
原材料使用額	燃料使用額	購入電力使用額	委託生産費	合計	(A) 製品出荷額	(B) 委託加工賃収入	(C) 自所製造以外の製品出荷額	(D) その他の収入	A+B-C+D 合計				

表13 産業細分類別

表14 従業者規模別・資本金規模別

表15 地域別

(5) 従業者数, 現金給与, 原材料使用額等, 製造品出荷額等, 付加価値額及び粗付加価値額

事業所数	従業者数				現金給与総額	原材料使用額等	製造品出荷額等					付加価値額	粗付加価値額	
	労働者		事務職・管理職等				合計	A 製品出荷額	B 委託加工収入	C 自所製造以外の製品出荷額	D その他の収入			A+B-C+D 合計
	ワ-ン人	非ワ-ン人	ワ-ン人	非ワ-ン人										

表16 産業細分類別

表17 従業者規模別・資本金規模別

表18 地域別

(6) 従業者規模別, 事業所数, 従業者数, 現金給与総額, 原材料使用額等, 製造品出荷額等及び付加価値額一覧表

従業者規模						
合計	5人以下のもの	6人～29人のもの	30人～49人のもの	50人～99人のもの	100人以上のもの	

表19 産業細分類別

表20 地域別

(7) 地域別産業小分類別, 製造品統計表

計	Muscat	Sohar	Rustaq	Nizwa	Ibri	Buraymi	Musandam	Sur	Ibra	Salalah
---	--------	-------	--------	-------	------	---------	----------	-----	------	---------

表21 産業小分類別(出荷)

表22 産業小分類別(生産)

(8) 産業編総括表、主要項目の前年比推移

事業所数		従業者数		現金給与総額		原材料使用額等		製造品出荷額等		製造品年末在庫額	
実数	前年比 (%)	実数 (人)	前年比 (%)	金額 (百万R.O.)	前年比 (%)	金額 (百万R.O.)	前年比 (%)	金額 (百万R.O.)	前年比 (%)	金額 (百万R.O.)	前年比 (%)

(下段に続く)

付加価値額（小規模事業所については粗付加価値額）											
計			基礎・素材型産業			加工組立型産業			生活関連型・その他の産業		
金額 (百万R.O.)	前年比 (%)	構成比 (%)	金額 (百万R.O.)	前年比 (%)	構成比 (%)	金額 (百万R.O.)	前年比 (%)	構成比 (%)	金額 (百万R.O.)	前年比 (%)	構成比 (%)

表23 年次（11年間）比較表

(9) 産業別統計表・総括編

事業所数			従業者数			現金給与総額			原材料使用額等		
実数	前年比 (%)	構成比 (%)	実数 (人)	前年比 (%)	構成比 (%)	金額 (百万R.O.)	前年比 (%)	構成比 (%)	金額 (百万R.O.)	前年比 (%)	構成比 (%)

(下段に続く)

製造品出荷額等			生産額			付加価値額		
金額 (百万R.O.)	前年比 (%)	構成比 (%)	金額 (百万R.O.)	前年比 (%)	構成比 (%)	金額 (百万R.O.)	前年比 (%)	構成比 (%)

表24 産業中分類別

表25 従業者規模別・資本金規模別

表26 地域別

(10) 一事業所当たり及び従業者一人当たりの統計表（総括表）

1 事業所当たり									従業者1人当たり					
従業者数			製造品出荷額等			付加価値額			製造品出荷額等			付加価値額		
前年 実数 (人)	当年 実数 (人)	前年 比 (%)	前年 金額 (千R.O.)	当年 金額 (千R.O.)	前年 比 (%)	前年 金額 (R.O.)	当年 金額 (R.O.)	前年 比 (%)	前年 金額 (R.O.)	当年 金額 (R.O.)	前年 比 (%)	前年 金額 (R.O.)	当年 金額 (R.O.)	前年 比 (%)

表27 産業中分類別

表28 従業者規模別・資本金規模別

表29 地域別

(1) 年度別1事業所当たり及び従業員1人当たりの統計表

1事業所当たり						従業員1人当たり			
従業員数		製造品出荷額等		付加価値額		製造品出荷額等		付加価値額	
実数	前年比	金額	前年比	金額	前年比	金額	前年比	金額	前年比
(人)	(%)	(千R.O.)	(%)	(千R.O.)	(%)	(R.O.)	(%)	(R.O.)	(%)

表30 年次(11年間)比較表

2. 用地・用水絹

(12) 有形固定資産及び有形固定資産のレンタル料に関する統計表

有形固定資産額											レンタル料	
A 年初現在高			B 取得額			C 除却額			D	A+B-C-D	土地	建物
土地	建物	その他	土地	建物	その他	土地	建物	その他	減価償却額	年末現在高		
(千R.O.)	(千R.O.)	(千R.O.)	(千R.O.)	(千R.O.)	(千R.O.)	(千R.O.)	(千R.O.)	(千R.O.)	(千R.O.)	(千R.O.)	(千R.O.)	(千R.O.)

表31 産業細分類別

表32 従業員規模別・資本金規模別

表33 地域別

(13) 在庫及び有形固定資産に関する統計表

製造品在庫額		有形固定資産額								
年初 在庫額	年末 在庫額	A 年初現在高		B 取得額			C 除却額		D	A+B-C-D
		土地	土地以外	土地	建造物等	機械等	土地	土地以外	減価償却額	年末現在高

表34 産業細分類別(5年間比較)

表35 従業員規模別・資本金規模別

表36 地域別

(14) 事業所用地に関する統計表

事業所数	従業者数 (人)	製造品 出荷額等 (千.R.O.)	事業所 敷地面積 (100 m ²)	事業所建築 延面積 (100 m ²)	今年度用地取得の 有った事業所数	用地取得面積 (100 m ²)
------	-------------	-------------------------	--------------------------------------	---------------------------------------	---------------------	---------------------------------

表37 産業細分類別, 自己保有+レンタル

表38 産業細分類別, 自己保有

表39 産業細分類別, レンタル

表40 従業者規模別, 自己保有+レンタル/資本金規模別, 自己保有+レンタル

表41 従業者規模別, 自己保有/資本金規模別, 自己保有

表42 従業者規模別, レンタル/資本金規模別, レンタル

表43 地域別, 自己保有+レンタル

表44 地域別, 自己保有

表45 地域別, レンタル

表46 敷地規模別, 産業別

表47 敷地規模別, 地域別

(15) 敷地規模別事業所数統計表

計	200m ² 未満	200m ² 以上 500m ² 未満	500m ² 以上 1,000m ² 未満	1,000m ² 以上 3,000m ² 未満	3,000m ² 以上 5,000m ² 未満	5,000m ² 以上
---	----------------------	--	--	--	--	------------------------

表48 産業細分類別

表49 従業者規模別・資本金規模別

表50 地域別

(16) 産業別有形固定資産取得額(総括編)

有形固定試算投資総額			土地を除く有形 固定資産取得額			土地の取得額			有形固定資産現在高			
金額	前年比	構成比	金額	前年比	構成比	金額	前年比	構成比	A 年初額	B 年末額	B/A 年間増減比	年末現在高 構成比
(千R.O.)	(%)	(%)	(千R.O.)	(%)	(%)	(千R.O.)	(%)	(%)	(千R.O.)	千R.O.)	(%)	(%)

表51 産業中分類別

07 業種別有形固定資産に関する比率

製造品出荷額等に対する有形固定資産回転率 (回)			資本生産性 (%)		
一昨年	前年	当年	一昨年	前年	当年

表52 産業中分類別

08 工業用地の主要項目の推移

事業所数		事業所敷地面積		事業所延 建築面積		一事業所当たり				延建築面積/ 敷地面積		敷地面積千㎡当 たり製造品出荷 額当		(下段に続く)
						敷地面積		延建築面積						
実数	前年比 (%)	(千㎡)	前年比 (%)	(千㎡)	前年比 (%)	(㎡)	前年比 (%)	(㎡)	前年比 (%)	(%)	前年比 (%)	(千R.O.)	前年比 (%)	

用地を取得した事業所数			用地を除却した事業所数		
実数	前年比 (%)	全体に占める比率 (%)	実数	前年比 (%)	全体に占める比率 (%)

表53 年次 (11年間) 比較表

09 敷地面積等に関する対前年度比較 (総括表)

事業所数				敷地面積				延建築面積				1事業所当たりの敷地面積			敷地面積千㎡当たり製造品出荷額等		
前年		当年		前年		当年		前年		当年		前年	当年		前年	当年	
実数	前年比 (%)	構成比 (%)	(千㎡)	(千㎡)	前年比 (%)	構成比 (%)	(千㎡)	(千㎡)	前年比 (%)	構成比 (%)	(㎡)	(㎡)	前年比 (%)	(千R.O.)	(千R.O.)	前年比 (%)	

表54 産業中分類別

表55 従業者規模別・資本金規模別

表56 地域別

㉔ 用地取得状況

取得のあった事業所数			面 積				1事業所当たり用地取得面積		
前年度 (実数)	当 年 度		前年度 (千㎡)	当 年 度			前年度 (㎡)	当 年 度	
	(実数)	前年比 (%)		(千㎡)	前年比 (%)	構成比 (%)		(㎡)	前年比 (%)

表57 産業中分類別

表58 従業者規模別・資本金規模別

表59 地域別

㉕ 電力、水、燃料、原材料使用額、製造品出荷額等、付加価値額

事業所数	原材料 使用額 (千R.O.)	燃 料 使用額 (千R.O.)	購入電力 使用額 (千R.O.)	購入電力 使用量 (千kWh)	自家発 電能力 (千kVA)	上水道 使用額 (千R.O.)	上水道 使用量 (千㎡)	井戸水 取水量 (千㎡)	製造品 出荷額等 (千R.O.)	生産額 (千R.O.)	付加 価値額 (千R.O.)
------	-----------------------	-----------------------	------------------------	-----------------------	----------------------	-----------------------	--------------------	--------------------	------------------------	----------------	----------------------

表60 産業細分類別（5年間）年度別比較

表61 従業者規模別・資本金規模別

表62 地域別・産業別

表63 地域別・産業別、自家発利用事業所に関する統計表

表64 地域別・産業別、井戸水取水事業所に関する統計表

㉖ 用水量に関する統計表（総括編）

報告のあった事業所数		用 水 量											
前年度 (実数)	当 年 度 (実数)	前年 比 (%)	合 計				公 共 用 水				井 戸 水		
			前年度 (m³/日)	当 年 度			前年度 (m³/日)	当 年 度			前年度 (m³/日)	当 年 度	
				(m³/日)	前年 比 (%)	構成 比 (%)		(m³/日)	前年 比 (%)	構成 比 (%)		(m³/日)	前年 比 (%)

表65 産業中分類別

表66 地域別

3. 品目編

㉑ 品目別出荷額・生産・産出事業所に関する統計表

産出 事業所数	取扱 単 位	生 産		出 荷		在 庫	
		数 量	金 額 (千R.O.)	数 量	金 額 (千R.O.)	数 量	金 額 (千R.O.)

表67 品名コード順, 総括表

表68 品名コード順, 地域別

表69 地域別, 品名コード別

㉒ 品目別出荷, 産業に関する統計

産出事業所数	出 荷 額 (千 R.O.)	産 出 率 (千 R.O.)
--------	-------------------	-------------------

表70 品目別/産出産業名

㉓ 産業別出荷製造品に関する統計

出荷事業所数	出 荷 額 (千 R.O.)	出 荷 率 (千 R.O.)
--------	-------------------	-------------------

表71 産業細分類別

㉔ 品目別, 従業者規模別, 出荷金額及び産出事業所数

従業者数 5人未満		従業者数 6人~29人		従業者数30人~49人		従業者数50人~99人		従業者数 100人以上	
産 出 事業所数	出荷金額 (千R.O.)	産 出 事業所数	出荷金額 (千R.O.)	産 出 事業所数	出荷金額 (千R.O.)	産 出 事業所数	出荷金額 (千R.O.)	産 出 事業所数	出荷金額 (千R.O.)

表72 品名コード別 (5年間比較)

表73 地域別/品目別

㊦ 原材料品目別投入に関する統計

利 用 事業所数	受 払 単 位	数 量	金 額	利用率 (%)
-------------	------------	-----	-----	------------

表74 産業細分類別

表75 品目別/産業細分類別

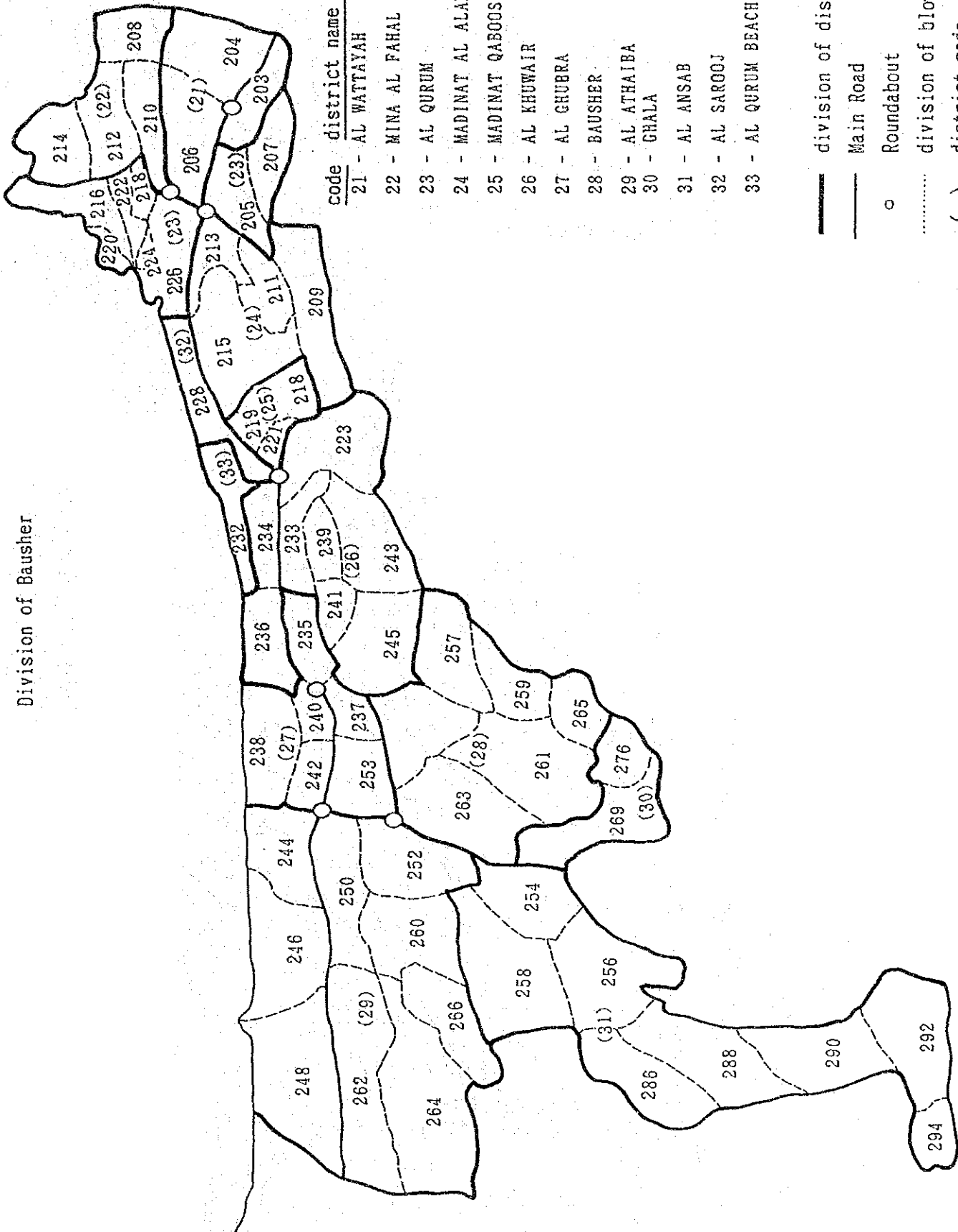
4. そ の 他

㊦ 休業、操業準備中等の事業所に関する統計表

小 規 模 事 業 所				大 規 模 事 業 所			
休 業	操 業 準 備 中	操業開始 後未出荷	計	休 業	操 業 準 備 中	操業開始 後未出荷	計

表76 産業分類別/地域別

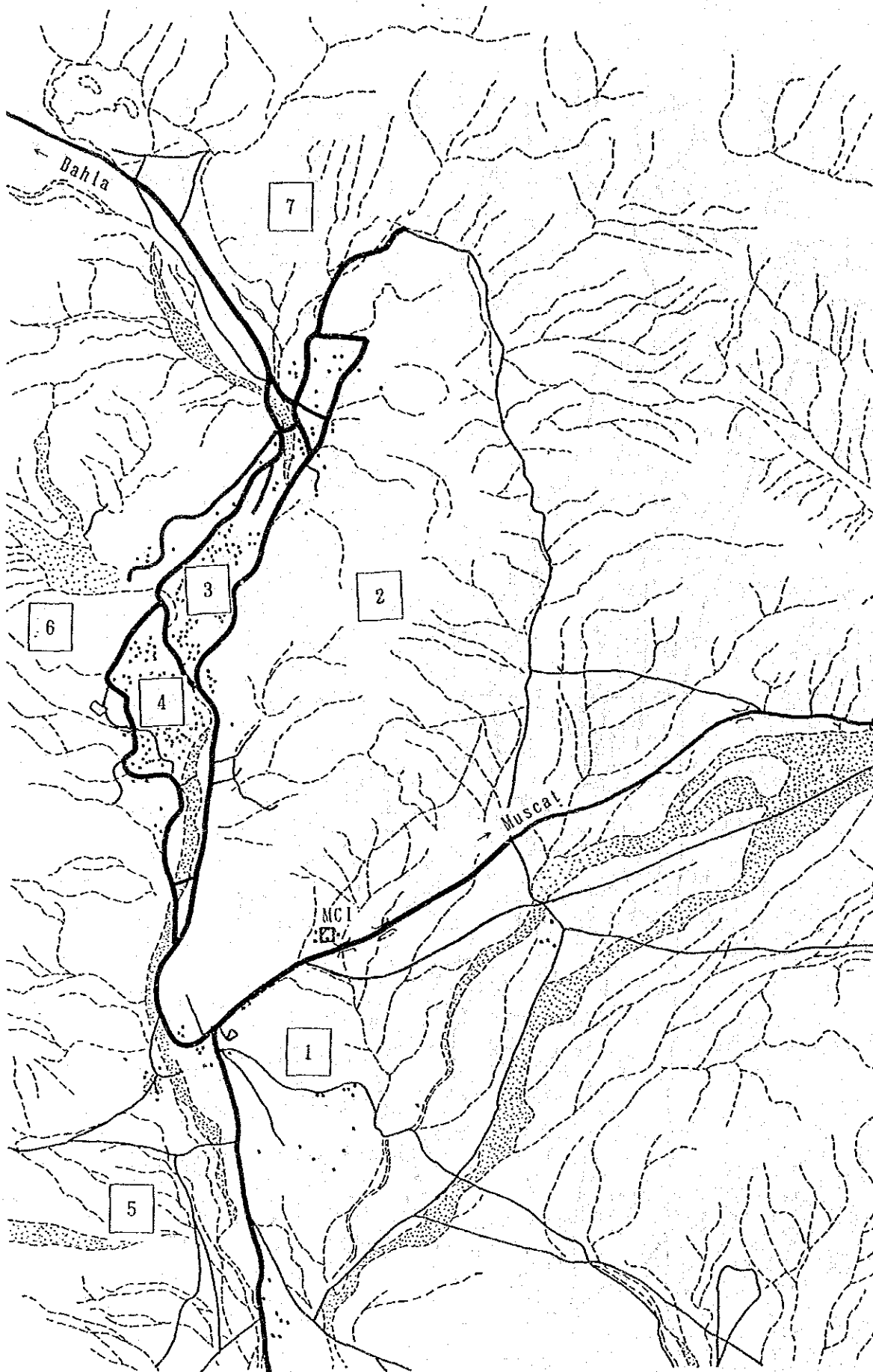
Division of Bausher



code	district name
21	AL WATTAYAH
22	MINA AL FAHAL
23	AL QURUM
24	MADINAT AL ALAM
25	MADINAT QABOOS
26	AL KHUWAIR
27	AL GHUBRA
28	BAUSHER
29	AL ATHAIBA
30	GHALA
31	AL ANSAB
32	AL SAROOJ
33	AL QURUM BEACH

- division of district
- Main Road
- o Roundabout
- division of block
- () district code

Division of Nizwa



(1) 調査の目的

工業統計調査は、製造業の実態を明らかにし、製造業に関する施策の基礎資料を得ることを目的とする。

(2) 調査の主体

工業統計調査は、商工大臣が行う。

(3) 調査の対象

工業統計調査は、「工業の編成と振興に関する法律」に規定する製造業を営む全ての事業所及び石油精製業を調査するものとする。ただし、武器製造及び伝統工芸品製造は除くものとする。

(4) 調査の時期

工業統計調査は、毎年4月1日から5月31日の期間に執り行われるものとする。

(5) 調査の対象期間

工業統計調査は、統計調査の執り行われる時期の前年の1月1日から12月31日までの一年間を調査するものとする。

(6) 調査票及び調査事項

工業統計調査は別紙「調査票」に記載されている事項について調査を行うものとする。

(7) 調査の方法

1) 調査の機関

工業統計調査は、産業統計情報センターから調査を委任された南部商工局及びその他8地方事務所が担当地域の調査を行う。マスカット地域については産業統計情報センターが調査を行うものとする。

2) 調査員

工業統計調査の調査員は、工業統計調査事務処理要領によって定められた手続に従って工業局長が任命する。調査員は、産業統計情報センター及び調査各委任機関の指揮監督のもとに、工業統計調査業務を行う。

3) 調査の方法

工業統計調査は、工業統計調査員が調査票を調査対象事業所毎に配布及び回収することによって行う。

4) 調査票への記入

工業統計調査は、配布された調査票の事項について、調査対象事業所の責任者が調査票に記入し、及び調査員の質問に答えることにより行う。

(8) 報告の義務

(3)に規定する事業所の管理責任者または代表者は、調査票に掲げる事項について報告しなければならない。

(9) 調査票の提出

報告義務者は、調査票に掲げる事項に記入し、調査票の配布を受けた日より10日以内に工業局長に提出しなければならない。

(10) 実地調査

工業統計調査に従事する職員及び工業統計調査員は、必要と認められる場所に立入り、(6)に掲げる事項について検査し、調査に関する資料の提出を求め、または関係者に対し質問することができる。

(11) 工業統計調査に関する秘密の厳守

工業統計調査に従事する職員及び工業統計調査員は、工業統計調査の実施において知りえたデータ・情報・資料に関する秘密を厳守しなければならない。

(12) 工業統計調査員の解任

工業局長は、工業統計調査員が(12)に規定する事項に違反し、または任務を怠り、その他不都合な行為を行ったときは、解任することができる。

(13) 集計事項及び集計方法

- 1) 工業局長は、調査票を審査したうえ集計する。
- 2) 集計事項は、別紙「工業統計集計事項」による。

(14) 集計結果の公表及び公表時期

- 1) 集計結果は、別紙「工業統計表」の形式で毎年12月31日までに公表する。
- 2) 公表にあたって、1または2の事業所の数値または他との関連により、1または2の事業所の数値が類推される場合は、秘匿しなければならない。

(15) 調査票の使用

工業局長は、調査票を製造業の実態を明らかにし、製造業に関する施策の基礎資料を得ることを目的とした集計・公表のために使用することができる。

(16) 調査票の保存期間

工業局長の保存する調査票及び集計票の保存期間は、3年とする。

(1) 調査前の準備（センターの事務）

1) 調査に必要な物品の手配

産業統計情報センターは、工業統計調査に必要な次に示す物品の手配を行う。

- a. 工業統計調査票
- b. 工業統計調査票への記入の手引き書
- c. 調査対象事業所へのPR文書
- d. 商品分類表
- e. 調査員に対する調査マニュアル
- f. 調査対象事業所名簿
- g. 調査地図
- h. その他調査に必要な物品

2) 予備調査（調査対象名簿の作成）

産業統計情報センターは、工業登録事業所（及び前回調査の結果、対象となった事業所）について、調査区域毎の工業統計調査対象名簿を作成する。

3) 事業所番号の設定

産業統計情報センターは、2)の工業統計調査対象事業所名簿に記載された事業所に対し、調査区域毎に1番から始まる一連番号を事業所番号として付す。

この事業所番号は、5年間は固定するが新設・廃業による番号の一連性の乱れを防ぐため5年毎に新たに付け直しを行う。

4) 調査員の確保と教育訓練

a. 調査員の募集

商工省人事部は、産業統計情報センター長の要請に従い、調査員として必要な要件を満たす者を調査区域毎に募集し、採用する。調査員として必要な要件とは次に示す諸条件をいう。

- 統計調査に熱意があること
- 実際に調査に従事できること
- 調査に便利な勤務地または住所にあること
- 徴税関係の仕事に従事していないこと
- アラビア語及び英語ができること
- 調査対象区域の事情に詳しいこと
- 調査対象者から信頼を得られる者であること

b. 調査員の任命

工業局長は、人事部により採用された調査員として必要な要件を満たす者を工業統計調査員として任命する。

c. 調査員の身分等

－身分

調査員の身分は、専任または兼任に応じて商工省職員または準職員の身分とする。

－報酬

調査員としての対象者別（教師、政府機関職員等）に応じて報酬を定める。

－職務

原則として、調査に従事している期間は調査活動以外、例えばある特定団体、個人等のための活動を禁ずる。

－災害補償

調査活動中の交通事故等の災害については、基本的に調査主体である産業統計情報センターが災害補償を行う。

－兼職

調査員の兼職を認める。

d. 調査員名簿の作成

産業統計情報センター長は、次の項目を含む調査員名簿を作成する。

－氏名

－性別

－年齢

－職業

－工業統計調査員としての経験回数及びその年度

－担当調査区域

e. 調査員の訓練

産業統計情報センター長は、統計調査一般、円滑なる対人関係を保つ面接技法等調査活動に必要な訓練を実施する。

－基礎訓練

i) 統計調査員としての職分

統計調査員の仕事の意義、調査対象者から信頼を得ることの必要性、秘密保持義務等、統計調査員としての基本事項の教育。

ii) 統計一般に関する基礎的知識

統計の役割，国の統計体系と法律，統計調査の方法等統計の入門的基礎知識の教育。

iii) 面接技法

調査対象者と接触する際の円滑な人間関係を作る方法等の教育。

一 工業統計調査に関する専門的訓練

i) 統計調査項目に対する知識の教育

ii) 統計調査の趣旨，意義等の教育

iii) 統計調査実務の訓練

5) 調査説明会の開催

産業統計情報センター長は，調査に従事するものを招集し，工業統計調査実施についてその内容を理解させるための説明会を開催し，作業内容の指示を行う。

また，工業統計調査員へ，調査に必要な物品を配布する。

(2) 調査の実施（工業統計調査員の事務）

1) 調査対象事業所への訪問

- a. 工業統計調査員は，調査に必要な物品を携帯し，付与された工業統計調査対象事業所名簿に記載されている事業所へ訪問し，調査の目的を説明し，調査への協力を依頼し，調査票，記入の手引，PR文書を配布する。その際，調査票を回収する日時を約束する。
- b. 最初の訪問で調査の回答が行える責任者（オーナー，スポンサー）が不在である場合には，責任者が駐在している日時を確認し，再訪問の日時を約束する。また，連絡表を用意して責任者に調査が実施されていることを伝えるよう依頼する。
- c. 訪問の際には，調査の目的，協力依頼，回収日時の約束等の言葉づかいに注意し，相手方の反感をまねかぬようにする。さらに，
- d. 調査に関する問い合わせ先（商工省産業統計情報センター）を明確に伝える。

2) 事業所の廃業・新設の処理

- a. 調査の結果，工業統計調査対象事業所名簿に記載されている事業所が，廃業，転業，他地域へ転出した場合は，当該区域の名簿にその旨を記入し，赤線を入れ，その事業所番号は欠番扱いとする。

- b. また工業統計調査対象事業所名簿に記載されていない事業所（新設事業所，他業種からの転業，他地域からの転入）の発見に努め，発見した場合は，当該区域の名簿に追加する。この場合の事業所番号は，当該区域の最終事業所番号の次の番号から付し，工業統計調査事業所名簿に記載されている事業所と同様の扱いを行う。

3) 調査票の回収

- a. 工業統計調査員は，回収を約束した日時に必ず事業所を訪問し，調査協力への謝意を表し，調査票を回収する。
- b. 回収した調査票を，その場で，記入内容をe.のチェック・ポイントにより点検し，不都合があれば，その場で改めて記入してもらうよう指導する。
- c. 回収した調査票は，他人の目にふれないよう，取扱に注意する。
- d. 工業統計調査対象事業所名簿へ，回収したことが判るように印を付す。
- e. 記入内容のチェック・ポイント
 - －記入漏れがないかどうか
 - －不鮮明な文字がないかどうか
 - －事業所名が，アラビア文字と英語の双方で記入されているかどうか
 - －事業所名，所在地等に記入の誤りがないかどうか

4) 工業統計調査対象事業所名簿の整理

工業統計調査員は，以下にしたがって，調査の状況を工業統計調査対象事業所名簿へ記入する。

- a. 工業統計調査対象事業所名簿に記載されている事業所で，実際に製造活動を行っているにもかかわらず，提出期日までに調査票を提出していない事業所については，工業統計調査対象事業所名簿の備考欄に「未提出」と記入する。
- b. 廃業，転業，他地区へ転出した事業所は，工業統計調査対象事業所名簿の備考欄に，その旨を記入し，赤線を入れる。さらに廃業の場合には廃業月日，転業の場合には転業先の業種，転出の場合には転出先の住所等を調査し記入する。
- c. 工業統計調査対象事業所名簿に記載されていない事業所で，調査の結果，発見した事業所，すなわち新設，転業，転入した事業所は，工業統計調査対象事業所名簿の備考欄にその旨を記入する。

5) 調査票及び調査対象事業所名簿の発送

工業統計調査員は、対象事業所から回収した調査票及び整理済みの工業統計調査対象事業所名簿を、商工省産業統計情報センターに発送する。

6) 工業統計調査員の管理

各工業統計調査員毎に調査員カードを作成し、調査員の活動を記録する。

(3) 調査後の事務（センターの事務）

1) 調査票の整理

産業統計情報センターは、工業統計調査員から調査票を受け取り、調査区域毎に事業所番号順に整理し、保管する。

2) 未提出事業所の把握、追跡調査

工業統計調査対象事業所名簿を基にして、調査票が提出されていない事業所を把握し、後日改めて工業統計調査員に当該事業所を訪問させ、調査票の記入を依頼させ、未提出事業所の解消を図る。

3) 調査票の審査

調査票一枚一枚について、記入の誤り、記入漏れがないかを審査する。

審査の結果、不審であると思われる調査票について、当該事業所にその内容の問い合わせを行い、正しい記入内容に改める。

(4) 調査対象事業所へのPR文書（案）

工業統計調査対象事業所責任者各位

この度、工業統計調査員がお願いに参りました工業統計調査は、毎年、製造品を製造する事業所の1年間の製造活動を調査するものであります。

この調査の結果は、我が国の製造業の実態を明らかにするとともに、我が国における産業振興を健全ならしめるための施策をこうずる基礎資料として利用される大変に重要なものであります。

また、調査は、一つ一つの事業所の報告を積み重ねて作成されるものでありますので、調査の必要性をご理解いただき、是非ともご協力をお願い致します。

ご多忙とは存じますが、重ねてご協力のほど、宜しくお願い致します。

なお、本調査に関します不明な点がございましたら、お願いに参りました工業統計調査員、または、商工省産業統計情報センター（TEL. ）までご連絡頂ければ幸いです。

産業統計情報センター長 名

調 査 員 マ ニ ュ ア ル

1. 調査員の遵守すべき基本事項

調査員は以下に示す基本的事項に心掛けて調査に当たること。

- (1) 調査対象事業所の協力を得るために最大限の注意と努力を払うこと
- (2) 絶対に調査上知りえたことの秘密を守ること
- (3) 調査対象からの質問や苦情に対しては、誠意を持って答え、決して議論などをしてはならない

2. 予備調査

調査に先立ち、調査員は、調査対象名簿と調査地図を用いて自分の担当する調査区の事業所の確認を行う。この時、廃止、転出した事業所を見出した場合は、その旨を調査対象名簿の備考欄に記載すること。また新規に稼働を始めた事業所で調査対象名簿に記載のないものは、事業所名、所在地、電話番号等を調査対象名簿に記入する。新規事業所番号は調査区の最後の事業所番号に続ける。

3. 調査対象確認と調査票の記入依頼

- (1) 調査に先立ち、調査票にはあらかじめ一連の調査票No.を記入しておく。
- (2) 調査員は、企業登録情報に記載された事業所と、それ以外の全ての製造事業所を訪問する。
- (3) 事業所では、最初に、調査の目的を説明の上、事業内容をヒアリングし、事業内容が販売専業、修理専業または販売と修理のみを行っている場合には、調査対象外のため失礼のないよう感謝の意を表し丁重に辞退する。
- (4) 製造活動を行っている場合には、調査票、調査票の記入方法を配布する。調査項目の内容、記入の仕方について説明し、調査票の記入を依頼する。本調査票は工業統計調査の目的以外には使用されないことも十分説明する。
- (5) 調査票の記入を依頼した際に、調査票を受け取る日時を約束する。
- (6) 調査に先立ち準備した準備調査名簿を持参し、その場で企業名、事業所名、工業登

録No.、商業登録No.、配布した調査票No.、調査票受取人の名前を記入する。

- (7) 調査票を記入するうえで、疑問があったときの連絡先（産業統計情報センター(センター)）をはっきり伝える。
- (8) なお、最初の訪問で調査対象のオーナー、スポンサーに面談することができなかった場合には、彼（等）が駐在する日時及びTel. No.を確認し、再訪問の日時を約束する。その際、調査票等の受取を了承した場合は準備調査名簿に受取人の名前を記入する。受取を了承しない場合は手渡さず持ち帰る。

4. 調査票の受取・審査

- (1) 調査票の受取を約束した日時に、必ず事業所を訪問し調査票を受け取る。
- (2) 調査票を受け取った際に、その場で調査票の以下の内容を良く点検し、不十分な点があったら正しく記入するよう依頼する。
 - ① 記入漏れがないかどうか。
 - ② 不鮮明な文字がないかどうか。
 - ③ 事業所名、所在地などに記入の誤りがないかどうか。
 - ④ 企業名・事業所名は、アラビア文字と英語の双方で記入されているかどうか。
- (3) 記入が出来ないという項目があった場合は、その理由を聞き取り記入済み調査票の空白部分に記入する。
- (4) 事業所とのその後の質疑応答を容易にするため、事業所には記入済み調査票のコピーを残すようにする。
- (5) 調査対象に対しては、調査の協力に対し丁重に感謝の意を表すようにする。

5. 調査対象名簿の作成

- (1) 事業所から提出された調査票及び準備調査名簿を基に、調査対象名簿を作成する。
なお、この名簿は、調査票を提出しなかった事業所の分についても作成し、備考欄に「未提出」と記入する。また、対象外の事業所については、備考欄に「対象外」と記入する。
- (2) 調査対象名簿と工業登録情報とを突き合わせ、工業登録情報に存在しない事業所の場合には、調査対象名簿の備考欄に「新規」と記入する。なお、工業登録情報は、センターに対し問い合わせる。
- (3) 記入が完了した対象名簿は、調査票とともに、センターに提出する。

INTERNATIONAL STANDARD INDUSTRIAL CLASSIFICATION OF MANUFACTURING

(Source: ISIC, Rev. 3, United Nations)

Group	Class	Description
DIVISION 15		MANUFACTURE OF FOOD PRODUCTS AND BEVERAGES
151		Production, processing and preservation of meat, fish, fruit, vegetables, oils and fats
	1511	Production, processing and preserving of meat and meat products
	1512	Processing and preserving of fish and fish products
	1513	Processing and preserving of fruit and vegetables
	1514	Manufacture of vegetable and animal oils and fats
152	1520	Manufacture of dairy products
153		Manufacture of grain mill products, starches and starch products, and prepared animal feeds
	1531	Manufacture of grain mill products
	1532	Manufacture of starches and starch products
	1533	Manufacture of prepared animal feeds
154		Manufacture of other food products
	1541	Manufacture of bakery products
	1542	Manufacture of sugar
	1543	Manufacture of cocoa, chocolate and sugar confectionery
	1544	Manufacture of macaroni, noodles, couscous and similar farinaceous products
	1549	Manufacture of other food products n.e.c.
155		Manufacture of beverages
	1551	Distilling, rectifying and blending of spirits; ethyl alcohol production from fermented materials
	1552	Manufacture of wines
	1553	Manufacture of malt liquors and malt
	1554	Manufacture of soft drinks; production of mineral waters
DIVISION 16		MANUFACTURE OF TOBACCO PRODUCTS
160	1600	Manufacture of tobacco products

Group	Class	Description
DIVISION 17		MANUFACTURE OF TEXTILES
171		Spinning, weaving and finishing of textiles
	1711	Preparation and spinning of textile fibres; weaving of textiles
	1712	Finishing of textiles
172		Manufacture of other textiles
	1721	Manufacture of made-up textile articles, except apparel
	1722	Manufacture of carpets and rugs
	1723	Manufacture of cordage, rope, twine and netting
	1729	Manufacture of other textiles n.e.c.
173	1730	Manufacture of knitted and crocheted fabrics and articles
DIVISION 18		MANUFACTURE OF WEARING APPAREL; DRESSING AND DYEING OF FUR
181	1810	Manufacture of wearing apparel, except fur apparel
182	1820	Dressing and dyeing of fur; manufacture of articles of fur
DIVISION 19		TANNING AND DRESSING OF LEATHER; MANUFACTURE OF LUGGAGE, HANDBAGS, SADDLERY, HARNESS AND FOOTWEAR
191		Tanning and dressing of leather; manufacture of luggage, handbags, saddlery and harness
	1911	Tanning and dressing of leather
	1912	Manufacture of luggage, handbags and the like, saddlery and harness
192	1920	Manufacture of footwear

Group	Class	Description
DIVISION 20		MANUFACTURE OF WOOD AND OF PRODUCTS OF WOOD AND CORK, EXCEPT FURNITURE; MANUFACTURE OF ARTICLES OF STRAW AND PLAITING MATERIALS
201	2010	Sawmilling and planning of wood
202		Manufacture of products of wood, cork, straw and plaiting materials
	2021	Manufacture of veneer sheets; manufacture of plywood, laminboard, particle board and other panels and boards
	2022	Manufacture of builders' carpentry and joinery
	2023	Manufacture of wooden containers
	2029	Manufacture of other products of wood; manufacture of articles of cork, straw and plaiting materials
DIVISION 21		MANUFACTURE OF PAPER AND PAPER PRODUCTS
210		Manufacture of paper and paper products
	2101	Manufacture of pulp, paper and paperboard
	2102	Manufacture of corrugated paper and paperboard and of containers of paper and paperboard
	2109	Manufacture of other articles of paper and paperboard
DIVISION 22		PUBLISHING, PRINTING AND REPRODUCTION OF RECORDED MEDIA
221		Publishing
	2211	Publishing of books, brochures, musical books and other publications
	2212	Publishing of newspapers, journals and periodicals
	2213	Publishing of recorded media
	2219	Other publishing
222		Printing and service activities related to printing
	2221	Printing
	2222	Service activities related to printing
223	2230	Reproduction of recorded media

Group	Class	Description
DIVISION 23		MANUFACTURE OF COKE, REFINED PETROLEUM PRODUCTS AND NUCLEAR FUEL
231	2310	Manufacture of coke oven products
232	2320	Manufacture of refined petroleum products
233	2330	Processing of nuclear fuel
DIVISION 24		MANUFACTURE OF CHEMICALS AND CHEMICAL PRODUCTS
241		Manufacture of basic chemicals
	2411	Manufacture of basic chemicals, except fertilizers and nitrogen compound
	2412	Manufacture of fertilizers and nitrogen compounds
	2413	Manufacture of plastics in primary forms and of synthetic rubber
242		Manufacture of other chemical products
	2421	Manufacture of pesticides and other agro-chemical products
	2422	Manufacture of paints, varnishes and similar coatings, printing ink and mastics
	2423	Manufacture of pharmaceuticals, medicinal chemicals and botanical products
	2424	Manufacture of soap and detergents, cleaning and polishing preparations, perfumes and toilet preparations
	2429	Manufacture of other chemical products n.e.c.
243	2430	Manufacture of man-made fibres
DIVISION 25		MANUFACTURE OF RUBBER AND PLASTICS PRODUCTS
251		Manufacture of rubber products
	2511	Manufacture of rubber tyres and tubes; retreading and rebuilding of rubber tyres
	2519	Manufacture of other rubber products
252	2520	Manufacture of plastic products

Group	Class	Description
DIVISION 26		MANUFACTURE OF OTHER NON-METALLIC MINERAL PRODUCTS
261	2610	Manufacture of glass and glass products
269		Manufacture of non-metallic mineral products n.e.c.
	2691	Manufacture of non-structural non-refractory ceramic ware
	2692	Manufacture of refractory ceramic products
	2693	Manufacture of structural non-refractory clay and ceramic products
	2694	Manufacture of cement, lime and plaster
	2695	Manufacture of articles of concrete, cement and plaster
	2696	Cutting, shaping and finishing of stone
	2699	Manufacture of other non-metallic mineral products n.e.c
DIVISION 27		MANUFACTURE OF BASIC METALS
271	2710	Manufacture of basic iron and steel
272	2720	Manufacture of basic precious and non-ferrous metals
273		Casting of metals
	2731	Casting of iron and steel
	2732	Casting of non-ferrous metals
DIVISION 28		MANUFACTURE OF FABRICATED METAL PRODUCTS, EXCEPT MACHINERY AND EQUIPMENT
281		Manufacture of structural metal products, tanks, reservoirs and steam generators
	2811	Manufacture of structural metal products
	2812	Manufacture of tanks, reservoirs and containers of metal
	2813	Manufacture of steam generators, except central heating hot water boilers

Group	Class	Description
289		Manufacture of other fabricated metal products; metal working service activities
	2891	Forging, pressing, stamping and roll-forming of metal; powder metallurgy
	2892	Treatment and coating of metals; general mechanical engineering on a fee or contract basis
	2893	Manufacture of cutlery, hand tools and general hardware
	2899	Manufacture of other fabricated metal products n.e.c.
DIVISION 29		MANUFACTURE OF MACHINERY AND EQUIPMENT N.E.C.
291		Manufacture of general purpose machinery
	2911	Manufacture of engines and turbines, except aircraft, vehicle and cycle engines
	2912	Manufacture of pumps, compressors, taps and valves
	2913	Manufacture of bearings, gears, gearing and driving elements
	2914	Manufacture of ovens, furnaces and furnace burners
	2915	Manufacture of lifting and handling equipment
	2919	Manufacture of other general purpose machinery
292		Manufacture of special purpose machinery
	2921	Manufacture of agricultural and forestry machinery
	2922	Manufacture of machine-tools
	2923	Manufacture of machinery for metallurgy
	2924	Manufacture of machinery for mining, quarrying and construction
	2925	Manufacture of machinery for food, beverage and tobacco processing
	2926	Manufacture of machinery for textile, apparel and leather production
	2927	Manufacture of weapons and ammunition
	2929	Manufacture of other special purpose machinery
293	2930	Manufacture of domestic appliances n.e.c.

Group	Class	Description
DIVISION 30		MANUFACTURE OF OFFICE, ACCOUNTING AND COMPUTING MACHINERY
300	3000	Manufacture of office, accounting and computing machinery
DIVISION 31		MANUFACTURE OF ELECTRICAL MACHINERY AND APPARATUS N.E.C.
311	3110	Manufacture of electric motors, generators and transformers
312	3120	Manufacture of electricity distribution and control apparatus
313	3130	Manufacture of insulated wire and cable
314	3140	Manufacture of accumulators, primary cells and primary batteries
315	3150	Manufacture of electric lamps and lighting equipment
319	3190	Manufacture of other electrical equipment n.e.c.
DIVISION 32		MANUFACTURE OF RADIO, TELEVISION AND COMMUNICATION EQUIPMENT AND APPARATUS
321	3210	Manufacture of electronic valves and tubes and other electronic components
322	3220	Manufacture of television and radio transmitters and apparatus for line telephony and line telegraphy
323	3230	Manufacture of television and radio receivers, sound or video recording or reproducing apparatus, and associated goods

Group	Class	Description
DIVISION 33		MANUFACTURE OF MEDICAL, PRECISION AND OPTICAL INSTRUMENTS, WATCHES AND CLOCKS
331		Manufacture of medical appliances and instruments and appliances for measuring, checking, testing, navigating and other purposes, except optical instruments
	3311	Manufacture of medical and surgical equipment and orthopaedic appliances
	3312	Manufacture of instruments and appliances for measuring, checking, testing, navigating and other purposes, except industrial process control equipment
	3313	Manufacture of industrial process control equipment
332	3320	Manufacture of optical instruments and photographic equipment
333	3330	Manufacture of watches and clocks
DIVISION 34		MANUFACTURE OF MOTOR VEHICLES, TRAILERS AND SEMI-TRAILERS
341	3410	Manufacture of motor vehicles
342	3420	Manufacture of bodies (coachwork) for motor vehicles; manufacture of trailers and semi-trailers
343	3430	Manufacture of parts and accessories for motor vehicles and their engines
DIVISION 35		MANUFACTURE OF OTHER TRANSPORT EQUIPMENT
351		Building and repairing of ships and boats
	3511	Building and repairing of ships
	3512	Building and repairing of pleasure and sporting boats
352	3520	Manufacture of railway and tramway locomotives and rolling stock
353	3530	Manufacture of aircraft and spacecraft

Group	Class	Description
359		Manufacture of transport equipment n.e.c.
	3591	Manufacture of motorcycles
	3592	Manufacture of bicycles and invalid carriages
	3599	Manufacture of other transport equipment n.e.c.
DIVISION 36		MANUFACTURE OF FURNITURE; MANUFACTURING N.E.C.
361	3610	Manufacture of furniture
369		Manufacturing n.e.c.
	3691	Manufacture of jewellery and related articles
	3692	Manufacture of musical instruments
	3693	Manufacture of sports goods
	3694	Manufacture of games and toys
	3699	Other manufacturing n.e.c.
DIVISION 37		RECYCLING
371	3710	Recycling of metal waste and scrap
372	3720	Recycling of non-metal waste and scrap

Commodity Classification
for
the Industrial Statistical Survey

- MANUFACTURED GOODS CLASSIFICATION -

Code	Title	Appendix
Division 15,16	Food Products, Beverages and Tobacco Products	107
Division 17	Textiles.....	113
Division 18	Wearing Apparel; Dressed and Dyed Fur	117
Division 19	Tanned and Dressed Leather; Luggage, Handbags, Saddlery, Harness and Footwear ..	119
Division 20	Wood and Products of Wood and Cork, Except Furniture; Articles of Straw and Plaiting Materials	120
Division 21	Paper and Paper Products	122
Division 22	Published and Printed Materials and Recorded Media	124
Division 23	Coke, Refined Petroleum Products and Nuclear Fuel	126
Division 24	Chemicals and Chemical Products	127
Division 25	Rubber and Plastics Products	133
Division 26	Other Non-Metallic Mineral Products	135
Division 27	Basic Metals	138
Division 28	Fabricated Metal Products, Except Machinery and Equipment	141
Division 29	Machinery and Equipment n.e.c.	144
Division 30	Office, Accounting and Computing Machinery	152
Division 31	Electrical Machinery and Apparatus n.e.c.	153
Division 32	Radio, Television and Communication Equipment and Apparatus	155
Division 33	Medical, Precision and Optical Instruments, Watches and Clocks	157
Division 34	Motor Vehicles, Trailers and Semi-Trailers	160
Division 35	Other Transport Equipment	161
Division 36	Furniture; Manufacturing n.e.c.	163

[Supplement]

- RAW MATERIAL CLASSIFICATION -

Division 01~05	Agriculture, Forestry and Fisheries Products	167
Division 10~14	Ores and Minerals	172

Explanatory Note

1. The Commodity Classification for the Industrial Statistical Survey is composed mainly of "Manufactured Goods Classification". The Classification is supplemented with "Raw Material Classification".
2. "Manufactured Goods Classification" is prepared for classifying the commodities, goods produced in the manufacturing industry. "Raw Material Classification" is for classifying the raw materials, which are produced in agriculture, forestry and fisheries, and mining and quarrying and are consumed as raw materials for production in the manufacturing industry. The raw materials produced and consumed in manufacturing are classified according to "Manufactured Goods Classification".
3. The six-digits code of "Manufactured Goods Classification" is used for filling the column of Commodity Classification Code of the "11. Shipment" and the Code of the "13. Raw materials consumed" in the questionnaire form of the Survey. The six-digits code, first four-digits code shows the class of products, and the codes of fifth and sixth digits code shows the group of products and "91" and "92", are used for separating the column of code into "Receipt from the Commission Work" and "Receipt from the Repair Service".
4. The quantitative units (kg, m², m³, No.) of "Manufactured Goods Classification" are used for filling of the unit, by which quantities of manufactured goods produced and of raw materials consumed are to be reported in the questionnaire form of the Survey.
Sign(-) shows the quantity of production and thus unit are not necessary to report.
5. CPC-code and HS-code of "Manufactured Goods Classification" are shown as reference information, since the classifications of CPC and HS are used for the construction of the Commodity Classification. CPC, *Central Product Classification* was adopted in February 1989 by the United Nations Statistical Commission for the purpose of providing a framework of statistics for international comparison covering money, goods, services and property. And HS, Harmonized Commodity Description and Coding System was adopted in June 1983 by the Tariff Council and has been used since January 1988 as a result of development of a uniform system of product names and classification to satisfy the needs of customs, trade statistics and transportation industry.
6. The code, title and quantitative unit of "Raw Material Classification", which is shown as "Supplement" on page appendix 167 - 175, is used only for filling the columns of Raw Material Code and the unit of the "13. Raw materials consumed" in the questionnaire form of the survey.

Manufactured Goods Classification

Division 15,16 Food Products, Beverages and Tobacco Products

1511 Meat and Meat Products

Code		Title	Quantitative unit	CPC-code	HS-code					
1511	11	Meat of bovine animals	kg	21111	0201. 1000					
					0201. 2000					
					0201. 3000					
				21112	0202. 1000					
					0202. 2000					
					0202. 3000					
				1511	12	Meat of sheep	kg	21115	0204. 1000	
									0204. 2100	
									0204. 2200	
								21116	0204. 3000	
0204. 4100										
0204. 4200										
21117	0204. 4300									
	0204. 5000									
	0204. 5100									
21119	0204. 5200									
	0206. 2000									
	0206. 4000									
1511	13	Meat of goats	kg	21117	0206. 9000					
					0207. 3000					
					0207. 2100					
				1511	14	Edible offal of bovine animals, sheep/goats	kg	21113	0207. 2100	
									21114	0203. 2000
									21118	
								21129	0210. 1000	
									0210. 2000	
									0210. 9000	
								1511	15	Meat/edible offal of poultry
0207. 2300										
0207. 4000										
21131	0207. 4100									
	0207. 4200									
	0207. 4300									
21132	0207. 5000									
	0210. 0000									
	1601. 0000									
1511	19	Other meat/edible offal	-	21132	1602. 5000					
					21132	1602. 3000				
					21132	1602. 4000				
				21140	2301. 0000					
					21611					
					02962					
				21611	02971					
					02971					
					02971					
				1511	20	Meat/edible meat offal, preserved	kg	21132	1602. 3000	
21132	1602. 4000									
21132	1602. 3000									
21132	1602. 4000									
	21132	1602. 3000								
	21132	1602. 4000								
1511	31	Sausages/the like	kg					21132	1602. 3000	
									21132	1602. 4000
									21132	1602. 3000
								21132	1602. 4000	
				21132	1602. 3000					
				21132	1602. 4000					
				1511	32	Prepared meat of bovine animal	kg	21132	1602. 3000	
									21132	1602. 4000
									21132	1602. 3000
								21132	1602. 4000	
21132	1602. 3000									
21132	1602. 4000									
1511	39	Other prepared meat	-					21132	1602. 3000	
									21132	1602. 4000
									21132	1602. 3000
								21132	1602. 4000	
				21132	1602. 3000					
				21132	1602. 4000					
				1511	40	Flours/the like	-	21140	2301. 0000	
									21140	
									21140	
								21611		
02962										
02971										
1511	50	Fats	-					21611		
									21611	
									21611	
								02962		
				02971						
				02971						
				1511	60	Pulled wool, greasy	-	02962		
									02962	
									02962	
								02971		
02971										
02971										
1511	70	Raw hides/skins	-					02971		
									02971	
									02971	
								02971		
				02971						
				02971						
				1511	91	Commission work	-	02971		
									02971	
									02971	
								02971		
02971										
02971										

1512 Fish and Fish Products

Code	Title	Quantitative unit	CPC-code	HS-code
1512 10	Fish/fish fillets	kg	21210	0303.0000
			21220	0304.2000
1512 21	Fish, dried and the like	kg	21230	0305.2000
				0305.3000
				0305.4000
				0305.5100
				0305.5900
1512 29	Fish, otherwise prepared	kg	21240	1604.0000
1512 31	Lobster, shrimps/prawns	kg	21250	0306.1200
				0306.1300
1512 39	Other crustaceans	-	21250	1605.0000
			21260	
1512 40	Flours/the like	-	21291	
			21299	
1512 91	Commission work	-		

1513 Processed Fruit and Vegetables

Code	Title	Quantitative unit	CPC-code	HS-code
1513 11	Vegetables, frozen	kg	21310	0710.0000
1513 12	Vegetables, provisionally preserved	kg	21320	0711.0000
1513 19	Other preserved vegetables	-	21390	0712.0000
				1105.0000
				2001.0000
				2002.0000
				2003.0000
1513 20	Fruit/vegetable juices	ℓ	21400	2009.1000
				2009.2000
				2009.3000
				2009.4000
				2009.5000
				2009.6000
				2009.7000
				2009.8000
				2009.9000
1513 31	Fruit/nuts, frozen	kg	21510	0811.0000
1513 32	Tomato paste/the like	kg	21520	
1513 33	Jams/fruit/nut puree/pastes	kg	21520	
1513 34	Nuts, ground-nuts, etc., prepared	kg	21530	2008.0000
1513 35	Fruit/nuts provisionally preserved	kg	21540	0812.0000
1513 36	Other preserved fruits	-	21550	
1513 37	Apricot, peach/plum stones/kernels	kg	21560	1212.9900
				1212.9200
1513 91	Commission work	-		

1514 Vegetable and Animal Oils and Fats

Code	Title	Quantitative unit	CPC-code	HS-code
1514 11	Animal oils/fats	kg	21620	1504.0000 1506.0000
1514 12	Crude, rape, colza/mustard oil of soya-bean/the like	kg	21630	1507.0000 1508.0000 1509.0000 1512.1000 1514.0000
1514 13	Crude, palm oil/the like	kg	21640	1511.0000 1515.1000
1514 14	Refined, rape, colza/mustard oil of soya-bean/the like	kg	21650	1515.5000
1514 15	Refined, palm oil/the like	kg	21670	1513.1000 1513.2000 1515.4000 1515.9000
1514 16	Margarine/the like	kg	21680	1517.0000
1514 17	Animal/vegetable fats, oils/fractions hydrogenated /so on	kg	21690	1516.2000
1514 20	Cotton linters	kg	21700	
1514 31	Oil cake/other solid residues	kg	21810	2304.0000 2305.0000 2306.0000
1514 32	Flours/meals of oil seeds/oleaginous fruits	kg	21820	1208.0000
1514 33	Vegetable waxes	kg	21830	
1514 91	Commission work	-		

1520 Dairy Products

Code	Title	Quantitative unit	CPC-code	HS-code
1520 11	Processed liquid milk	kg	22110	0401.0000
1520 12	Cream	kg	22120	
1520 21	Milk/cream in solid forms	kg	22910	0402.1000 0402.2000
1520 22	Milk/cream, concentrated/the like	kg	22920	0402.9000
1520 23	Yoghurt/the like	kg	22930	0403.1000 0403.9000
1520 24	Butter/the like	kg	22940	0405.0000
1520 25	Cheese/curd	kg	22950	0406.1000 0406.2000 0406.3000
1520 26	Casein	kg	22960	3501.0000
1520 27	Ice cream/the like	kg	22970	2105.0000
1520 28	Lactose/syrup	kg	22980	1702.0000
1520 29	Dairy products n.e.c.	-	22990	0404.0000
1520 91	Commission work	-		

1531 Grain Mill Products

Code	Title	Quantitative unit	CPC-code	HS-code
1531 10	Husked rice	kg	01140	1006.2000
1531 21	Wheat or meslin flour	kg	23110	1101.0000
1531 22	Other cereal flours	-	23120	1102.0000
1531 23	Wheat groats	kg	23130	1103.2100
1531 24	Other cereal groats	-	23140	1103.1300 1103.2900
1531 25	Other cereal grain products	-	23150	1104.0000 1904.0000
1531 26	Rice milled	kg	23160	1006.3000
1531 27	Other vegetable flours	-	23170	1106.0000
1531 28	Bakers' wares mixes	-	23180	1901.2000
1531 91	Commission work	-		

1532 Starches and Starch Products

Code	Title	Quantitative unit	CPC-code	HS-code
1532 10	Maize oil/fractions	ℓ	21660	1515.2000
1532 20	Glucose/syrup	ℓ	23210	
1532 30	Starches	kg	23220	1108.0000 1109.0000 3505.0000
1532 40	Tapioca/substitutes	kg	23230	1902.0000
1532 91	Commission work	-		

1533 Prepared Animal Feeds

Code	Title	Quantitative unit	CPC-code	HS-code
1533 10	Animal feeds	kg	23300	2309.0000
1533 91	Commission work	-		

1541 Bakery Products

Code	Title	Quantitative unit	CPC-code	HS-code
1541 10	Bread	kg	23410	1905.0000
1541 20	Sweet	kg	23420	
1541 30	Others	kg	23430	
1541 91	Commission work	-		

1542 Sugar

Code	Title	Quantitative unit	CPC-code	HS-code
1542 10	Raw cane/beet sugar	kg	23510	1701.1000
1542 20	Refined cane/beet sugar	kg	23520	1701.9000
1542 30	Refined cane/beet sugar added flavouring matter, etc.	kg	23530	1701.9100 1702.2000