

### 3. カイロ大学小児病院1990年病院統計

- 1) NEW PEDIATRIC HOSPITAL, HOSPITAL STATISTICS 1983-1990 IN GRAPH
- 2) NUMBER OF PATIENTS VISITING EACH SECTION CUPH 1990.
- 3) NUMBER OF PAYING PATIENTS, CUPH 1990.

カイロ大学小児病院の患者統計（1990年及び1983-1990年）につき以下のごとく報告する

1. 1990年の外来患者数は約10万人で1989年に比し120.54%に増加した。外来18科中患者数が特に増加した科は、一般外科176.83%、泌尿器科158.82%、耳鼻咽喉科151.75%、呼吸器科138.27%等であった。

減少したのは眼科、小児科中のアレルギー、肝臓、遺伝、循環等のセクションである。

リハビリテーションの件数は126.45%に増加した。

2. 入院患者数は5685人で89年に比し108.53%である。

外科各科（一般外科、心臓外科、脳神経外科、整形外科、泌尿器科、眼科、耳鼻咽喉科、形成外科等）は118.88%で、小児内科、ICUは僅かに減少した。

3. 外科手術件数は2959件で108.39%に増加した。特に耳鼻咽喉科、胸部心臓外科はそれぞれ218.87%、213.95%と2倍以上の伸びを示し、整形外科、眼科、泌尿器科等は114-125%に増加した。

4. 死亡率は入院患者全部、ICUとも僅かずつ減少した。

5. 検査関係は内視鏡を除きいずれも増加した。特に脳波、CT-Scan、腹部エコー、心エコー等の増加率が高い。

患者増加の原因は改修工事が終了したこと、無償援助による最新医療機器が整備され、技術指導も進んでいることなどがあげられる。

その反面、まだ十分に活用されてない施設、医療機械等が相当あり、これらの活用をはかるよう病院側にアドバイスしている。

病院管理面において改善すべき問題がまだ多く残っている。病歴管理、病院統計処理等も早期に着手すべきである。



CAIRO UNIVERSITY  
NEW PAEDIATRIC HOSPITAL  
HOSPITAL STATISTICS

1983 -1990

IN

GRAPH

Dr. T. ISA  
Team Leader  
JICA



COMPARISON OF ACTIVITIES BETWEEN  
1989 AND 1990 IN EACH SECTION

ITEM	1990/1989 RATIO
<u>Total No. of Out-Patients</u>	120.54%
1) Haematology Clinic	133.40%
2) Growth & Development Clinic	123.05%
3) Allergy Clinic	78.59%
4) Chest Clinic	138.27%
5) Cardiology Clinic	98.26%
6) Genetics Clinic	97.60%
7) Nephrology Clinic	114.88%
8) Hepatology Clinic	91.42%
9) Endemic & Tropical Diseases Clinic	130.60%
10) Psychiatry Clinic	109.75%
11) Neurology Clinic	95.67%
12) Ophthalmology Clinic	86.08%
13) General Surgery Clinic	176.83%
14) Urology Clinic	158.82%
15) Neurosurgery Clinic	110.12%
16) Orthopedics Clinic	108.23%
17) Plastic Surgery Clinic	111.02%
18) ENT Clinic	151.75%
19) Exercises in Rehabilitation Unit	126.45%
<u>Total No. of In-Patients</u>	108.53%
1) Internal Medicine	93.39%
2) Surgery	118.88%
3) ICU	98.76%

COMPARISON OF ACTIVITIES BETWEEN  
1989 AND 1990 IN EACH SECTION

ITEM	1990/1989 RATIO
<u>No. of Surgical Operations</u>	108.39%
1) General Surgery & Plastic Surgery	92.53%
2) Chest & Cardiac Surgery	213.95%
3) Orthopedics	125.07%
4) ENT	218.87%
5) Ophthalmology	123.90%
6) Neurosurgery	76.68%
7) Urology	113.69%
Mortality Number in Internal Section	99.59%
Mortality Rate	99.30%
No. of Patients in ICU	98.76%
Death no. In ICU	91.64%
Death Rate in ICU	92.69%
<u>Examinations:</u>	
1) EEG	244.44%
2) EMG	108.94%
3) Abdominal Sonography	150.97%
4) Echocardiography	132.33%
5) CT-Scan	182.30%
X - Ray	129.69%
6) Radiology	139.20%
7) Endoscopy	71.01%

## Contents

### Fig 1: Total No. of Outpatients, 1983 - 1990:

- 1: Haematology Clinic; '83 - '90.
- 2: Growth & Development Clinic; '83 - '90.
- 3: Allergy Clinic; '83 - '90.
- 4: Chest Clinic; '83 - '90.
- 5: Cardiology Clinic; '83 - '90.
- 6: Genetics Clinic; '83 - '90.
- 7: Nephrology Clinic; '83 - '90.
- 8: Hepatology Clinic; '83 - '90.
- 9: Endemic & Tropical Diseases Clinic; '83 - '90.
- 10: Psychiatry Clinic; '83 - '90.
- 11: Neurology Clinic; '83 - '90.
- 12: Ophthalmology Clinic; '83 - '90.
- 13: General Surgery Clinic; '83 - '90.
- 14: Urology Clinic; '83 - '90.
- 15: Neurosurgery Clinic; '83 - '90.
- 16: Orthopedics Clinic; '83 - '90.
- 17: Plastic Surgery Clinic; '83 - '90.
- 18: ENT Clinic; '83 - '90.
- 19: Number of Exercises in Rehabilitation Unit  
'83 - '90.

### Fig 2: No. of Inpatients in CUPH 1983 - 1990:

- 1: Internal Medicine; '83 - '90.
- 2: Surgery: General Surgery, Urology, Neurosurgery,  
ENT, Ophthalmology, Orthopedics; '83 - '90.
- 3: No. of Patients in ICU; '83 - '90.

Fig 3: No. of Surgical Operations 1983 - 1989:

- 1: General Surgery & Plastic Surgery; '83 - '90.
- 2: Chest & Cardiac Surgery; '83 - '90.
- 3: Orthopedics; '83 - '90.
- 4: ENT; '83 - '90.
- 5: Ophthalmology; '83 - '90.
- 6: Neurosurgery; '83 - '90.
- 7: Urology; '83 - '90.

Fig 4: Mortality Number & Rate in CUPH 1983 - 1990:

- 1: Mortality No. in Internal Sections; '83 - '90.
- 2: Mortality Rate in Internal sections; '83 - '90.
- 3: No. of Patients and Deaths in ICU; '83 - '90.
- 4: Mortality Rate in ICU; '83 - '90.

Fig 5: Number of Examinations in CUPH, 1985 - 1990:

- 1: EEG Unit; '85 - '90.
- 2: EMG Unit; '85 - '90.
- 3: Abdominal Sonography Unit; '85 - '90.
- 4: Echocardiography Unit; '85 - '90.
- 5: CT-Scan & X-Ray; '85 - '90.
- 6: Total No. in Radiology Unit; '85 - '90.
- 7: Endoscopy Unit; '85 - '90.



No. of Outpatients, 1983-1990, CUPH

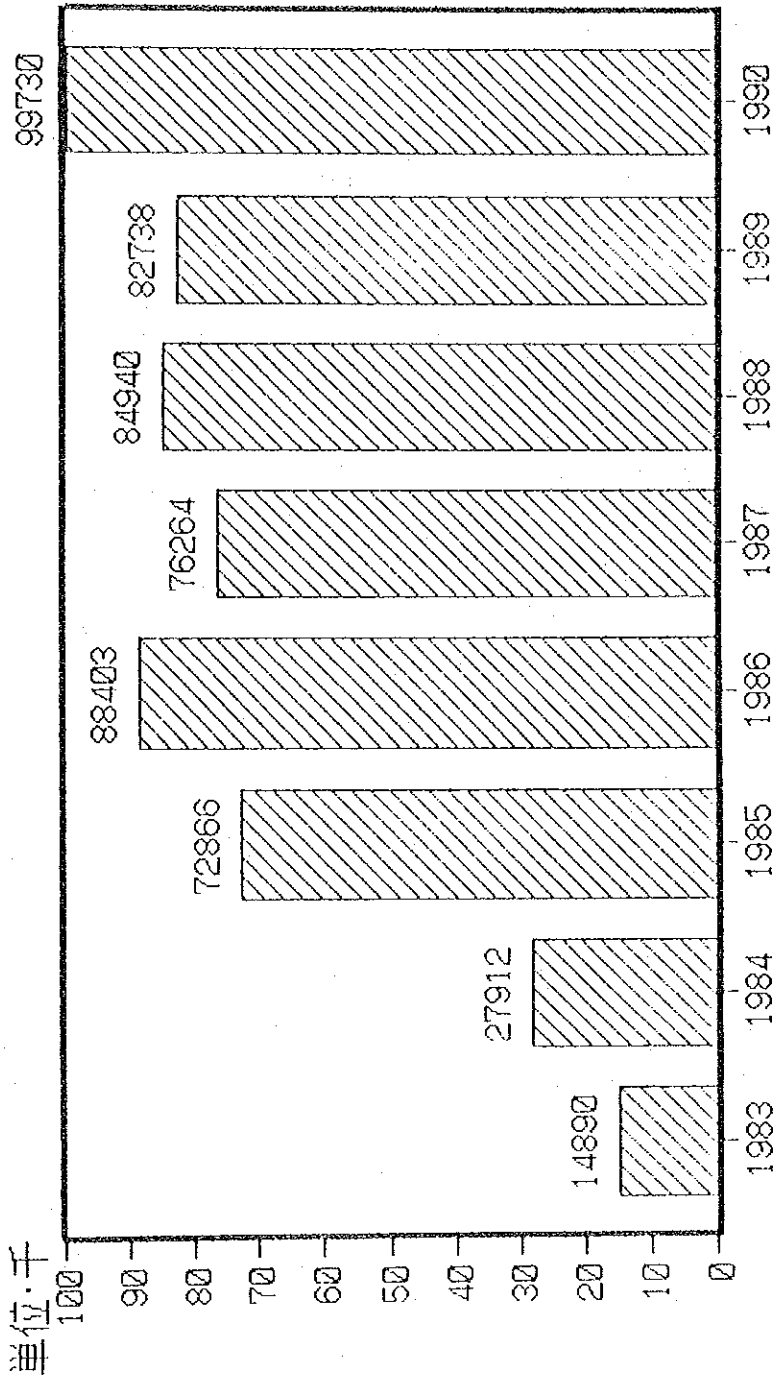
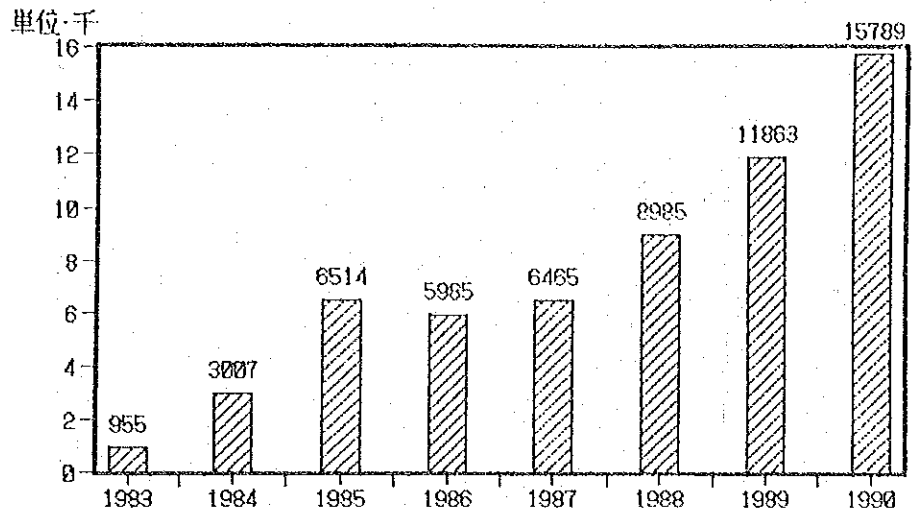


Fig 1

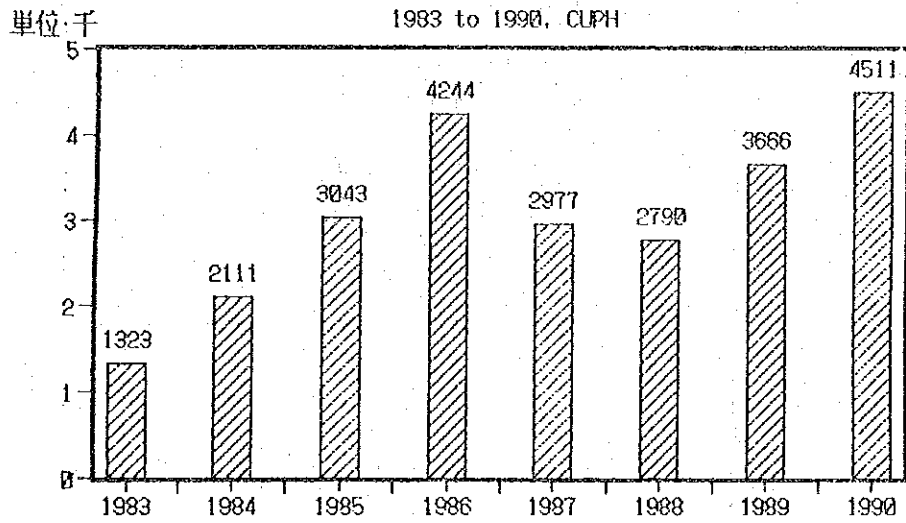
No. 1

No. of Haematology Patients, 1983-1990



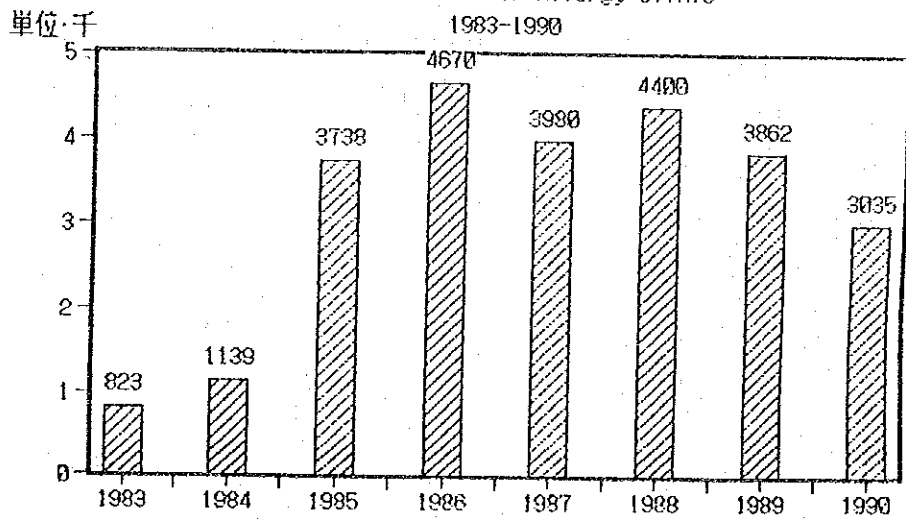
No. 2

No. of Growth & Development Patients  
1983 to 1990, CUPH

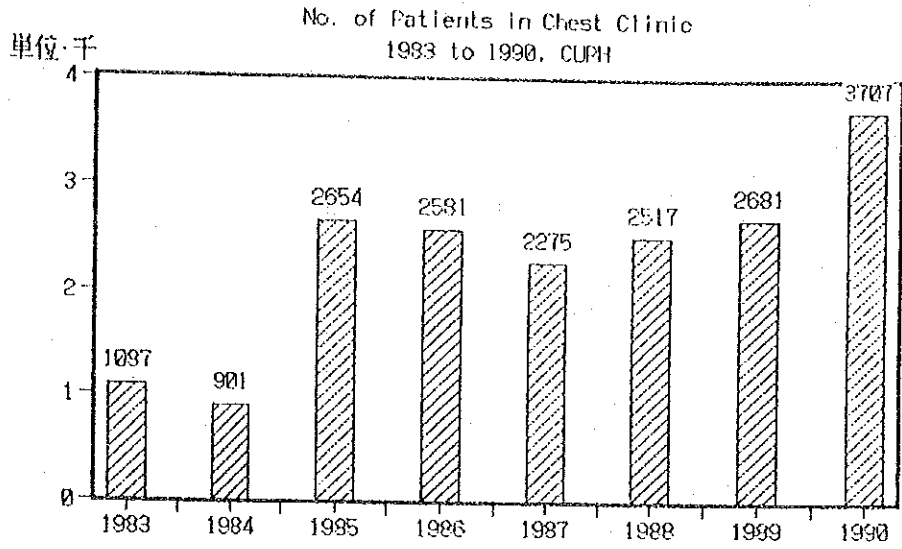


No. 3

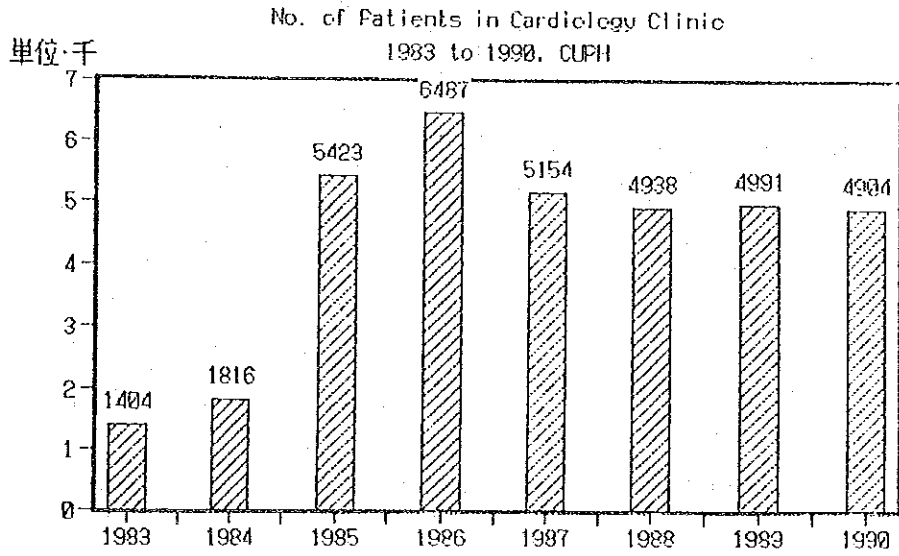
No. of Patients in Allergy Clinic  
1983-1990



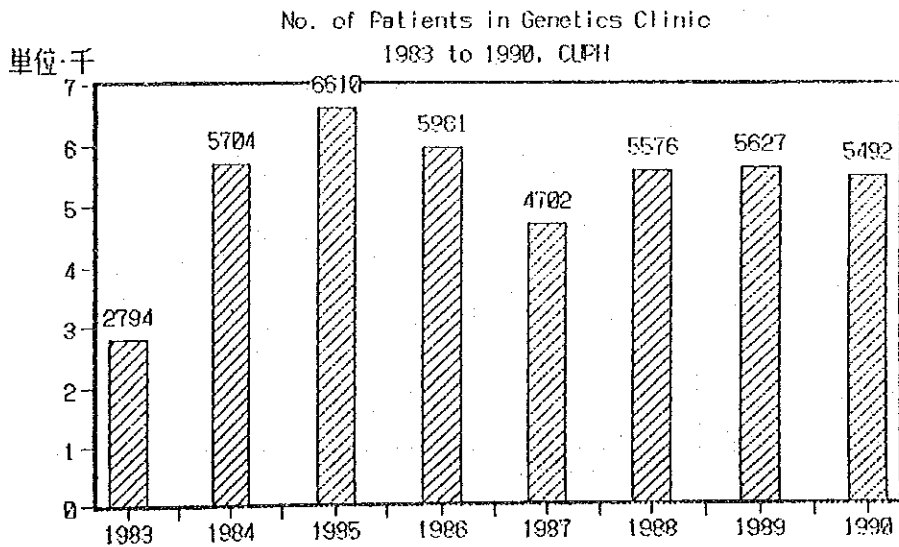
No. 4



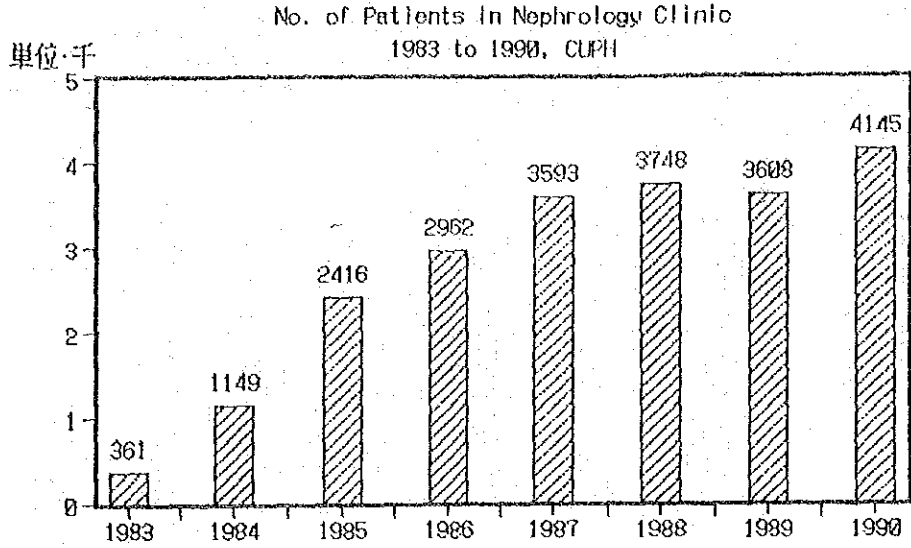
No. 5



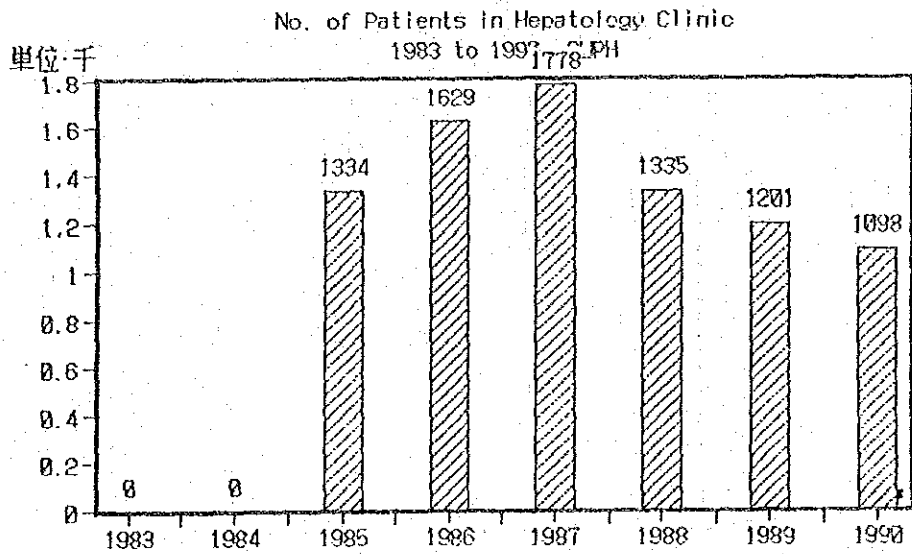
No. 6



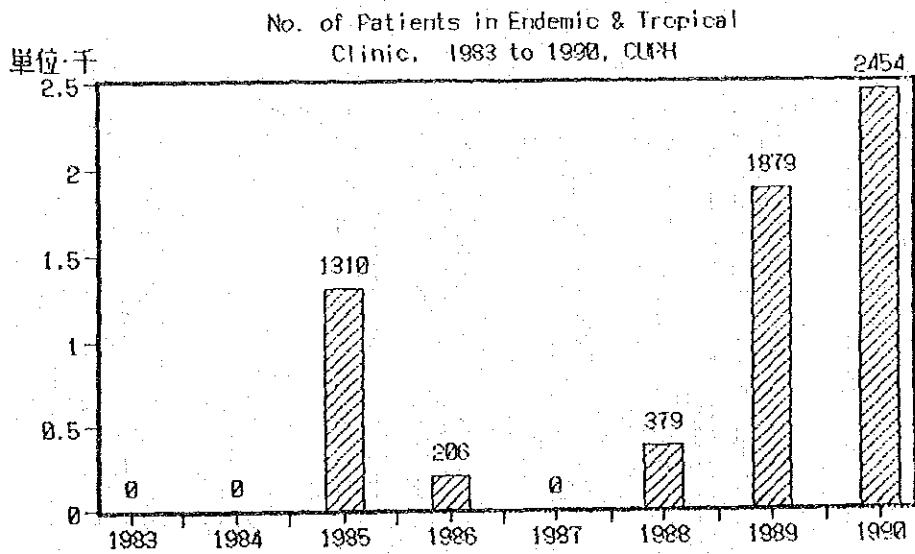
No. 7



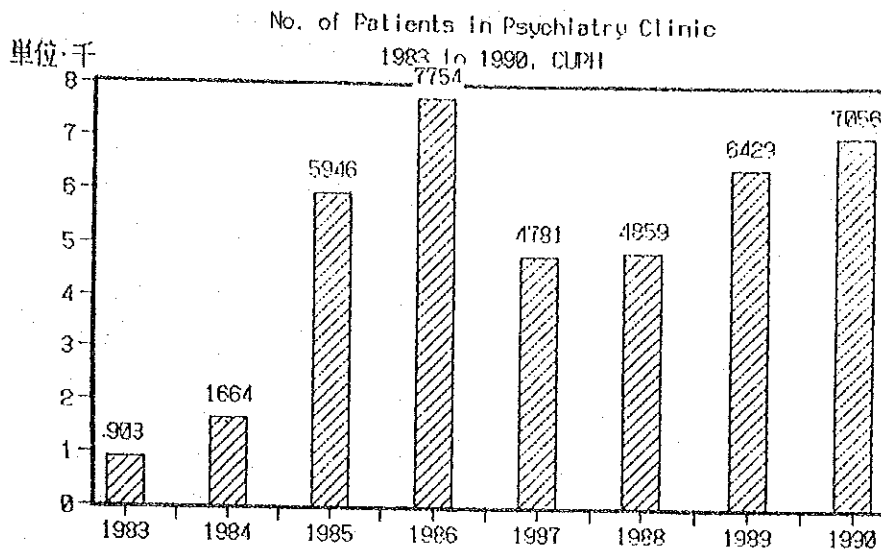
No. 8



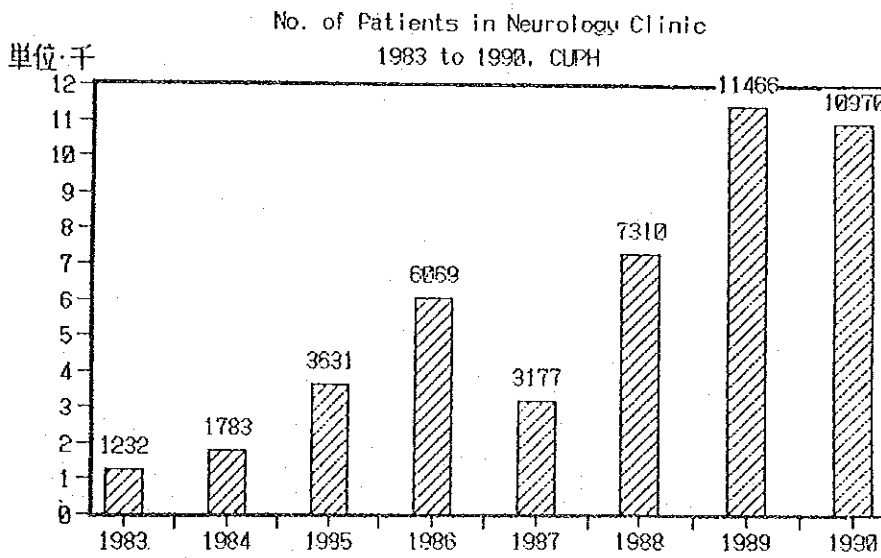
No. 9



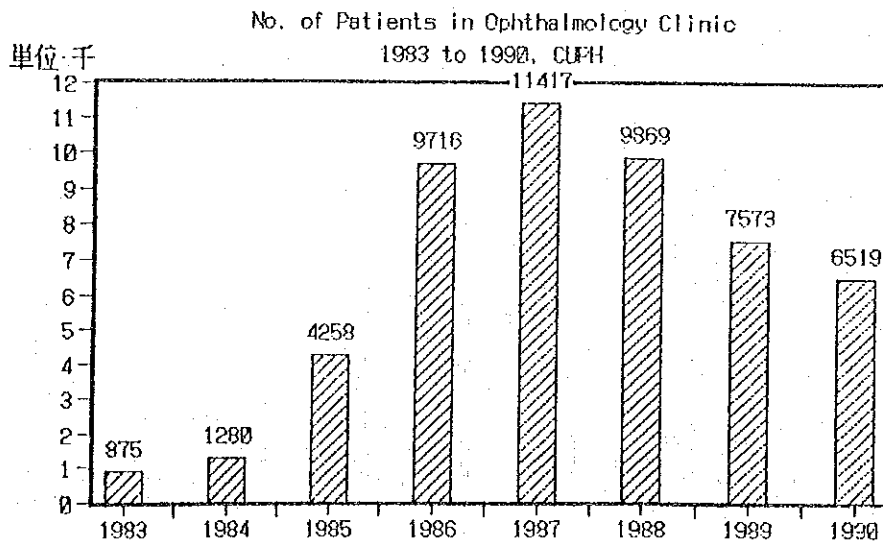
No. 10



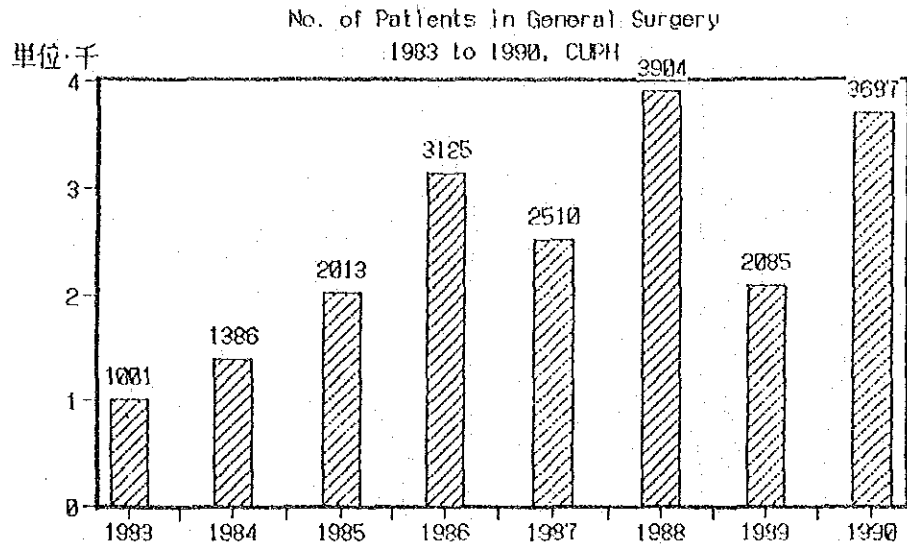
No. 11



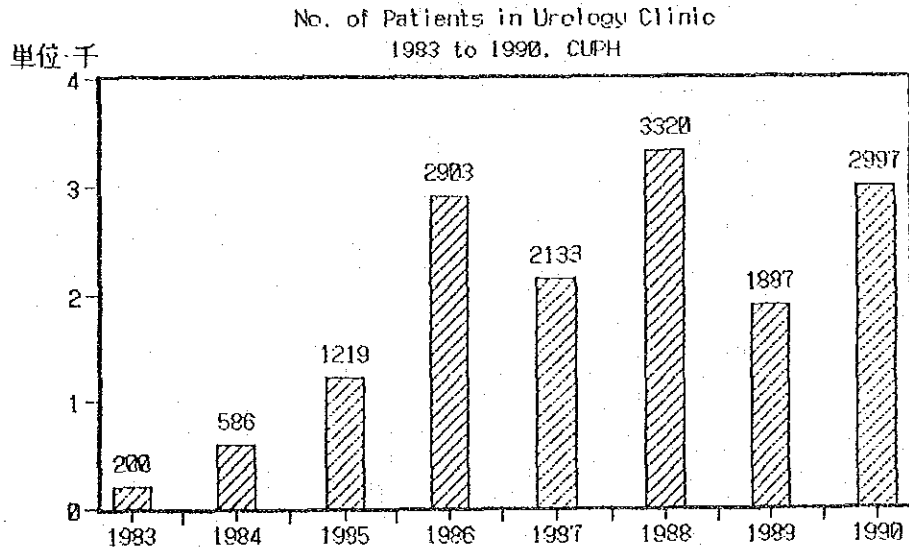
No. 12



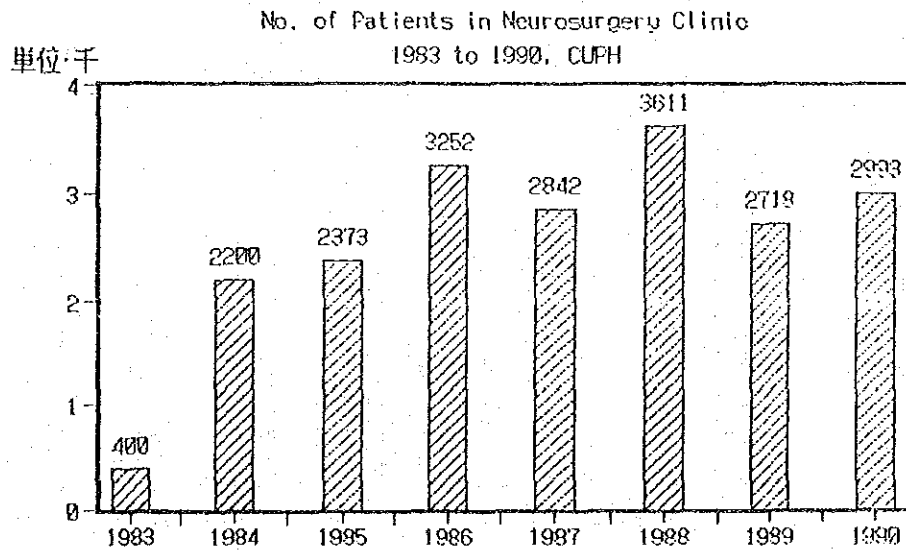
No. 13



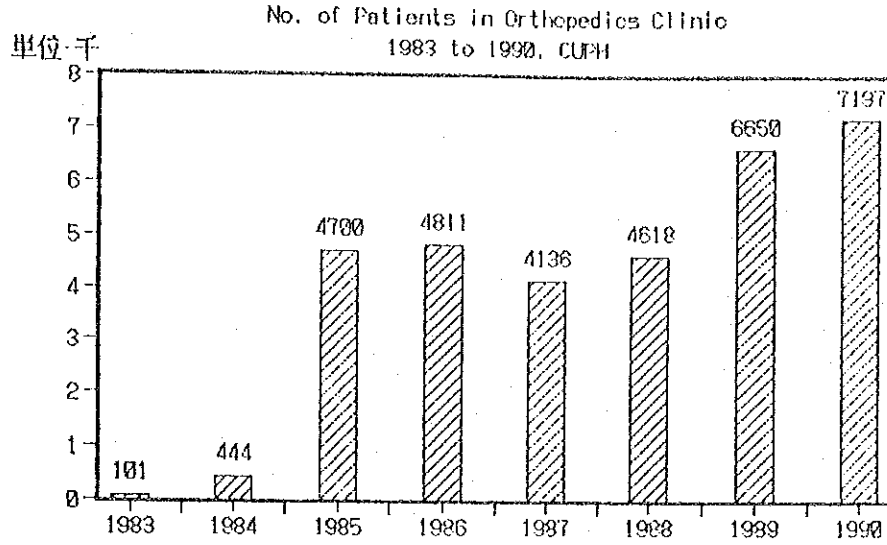
No. 14



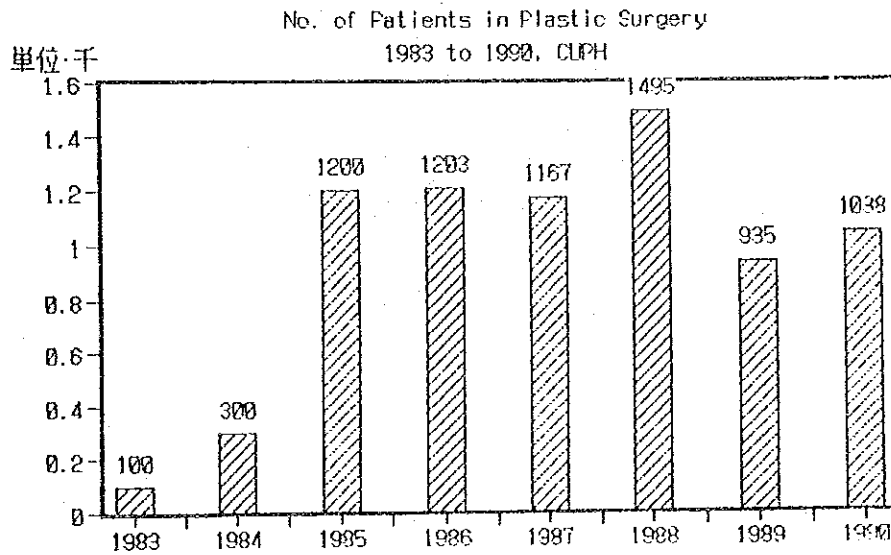
No. 15



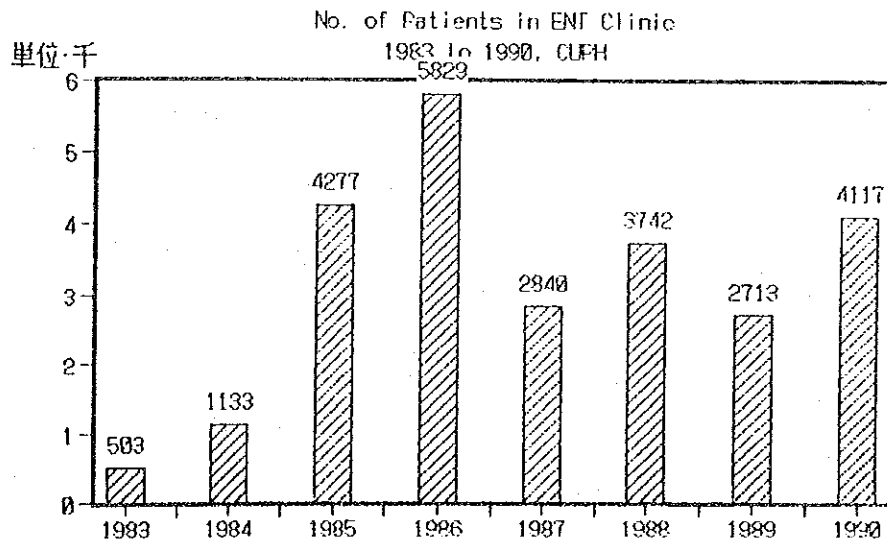
No. 16



No. 17



No. 18



No. 19

No. of Exercises In Rehabilitation Unit  
1983 to 1990, CUPH

單位·千

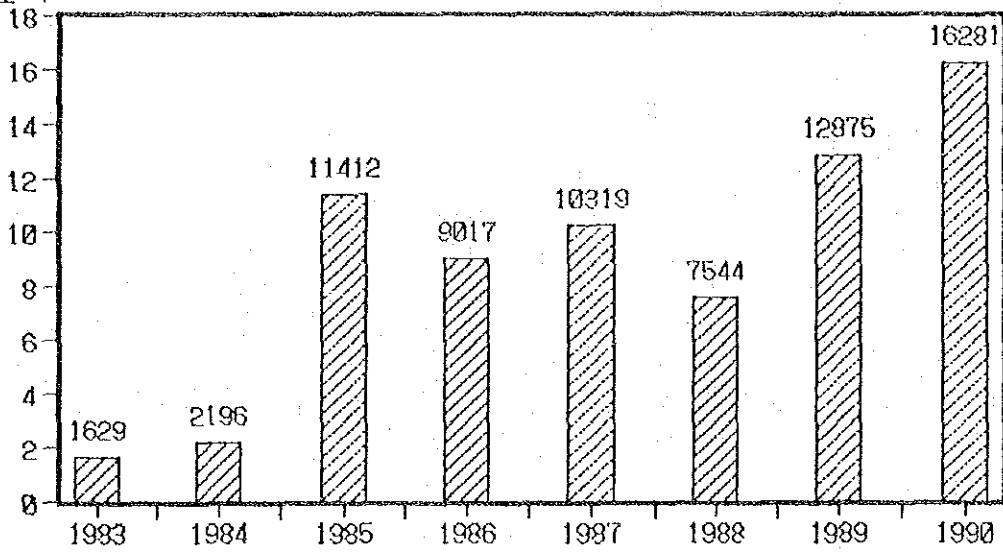
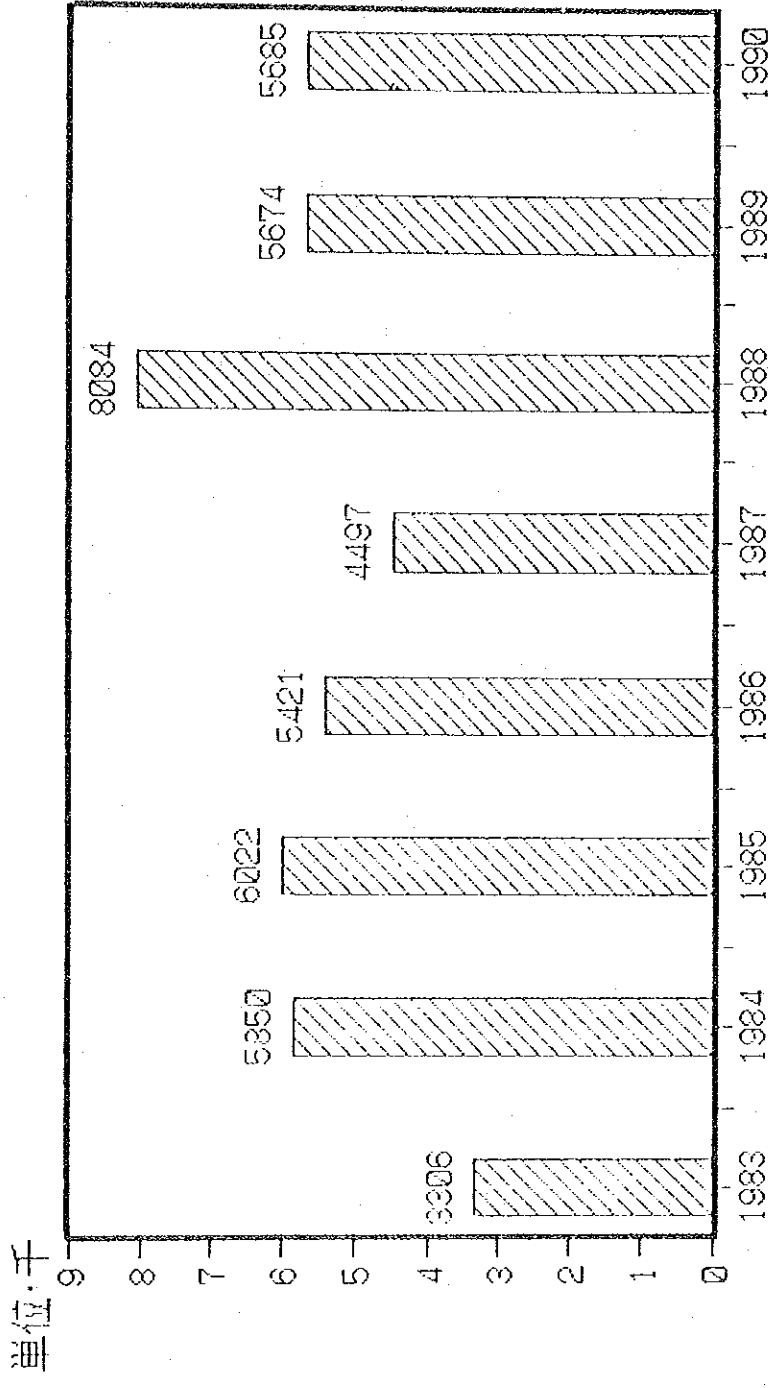




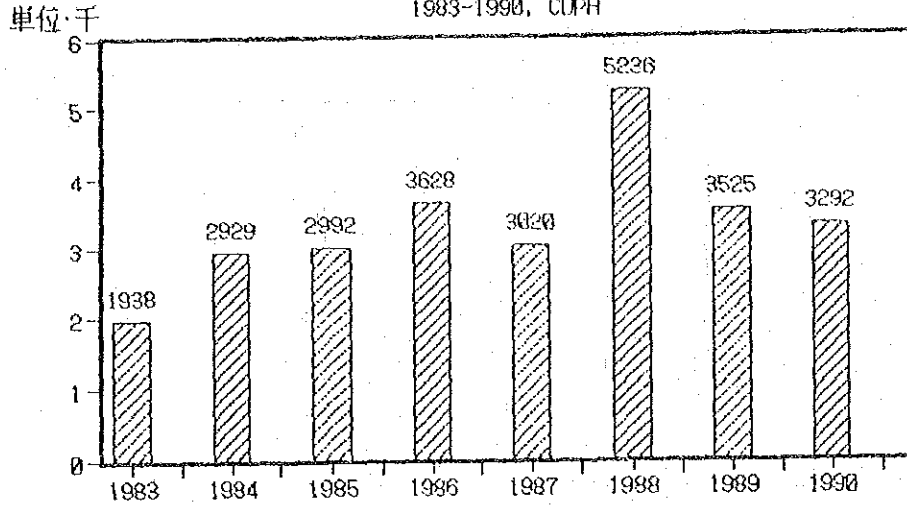
Fig 2

No. of Inpatients, 1983-1990



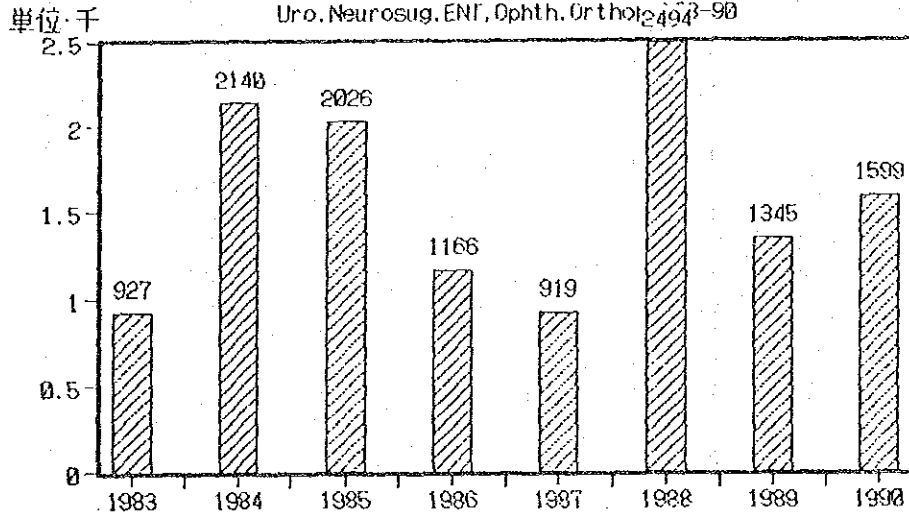
No. 1

No. of Patients Internal Medicine  
1983-1990, CUPH



No. 2

No. of Patients in Surgery (Gen. Surgery  
Uro. Neurosug. ENT, Ophth. Ortho) 1983-90



No. 3

No. of Patients in ICU, 1983-1990, CUPH

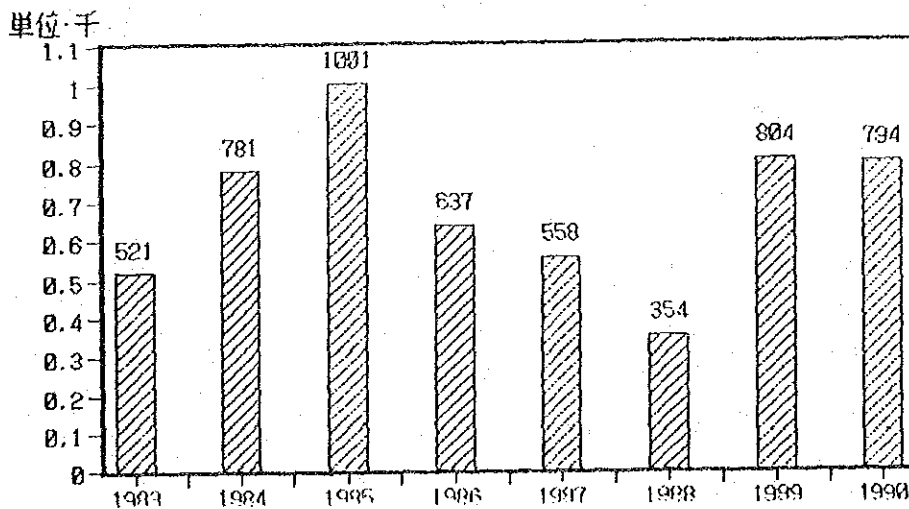
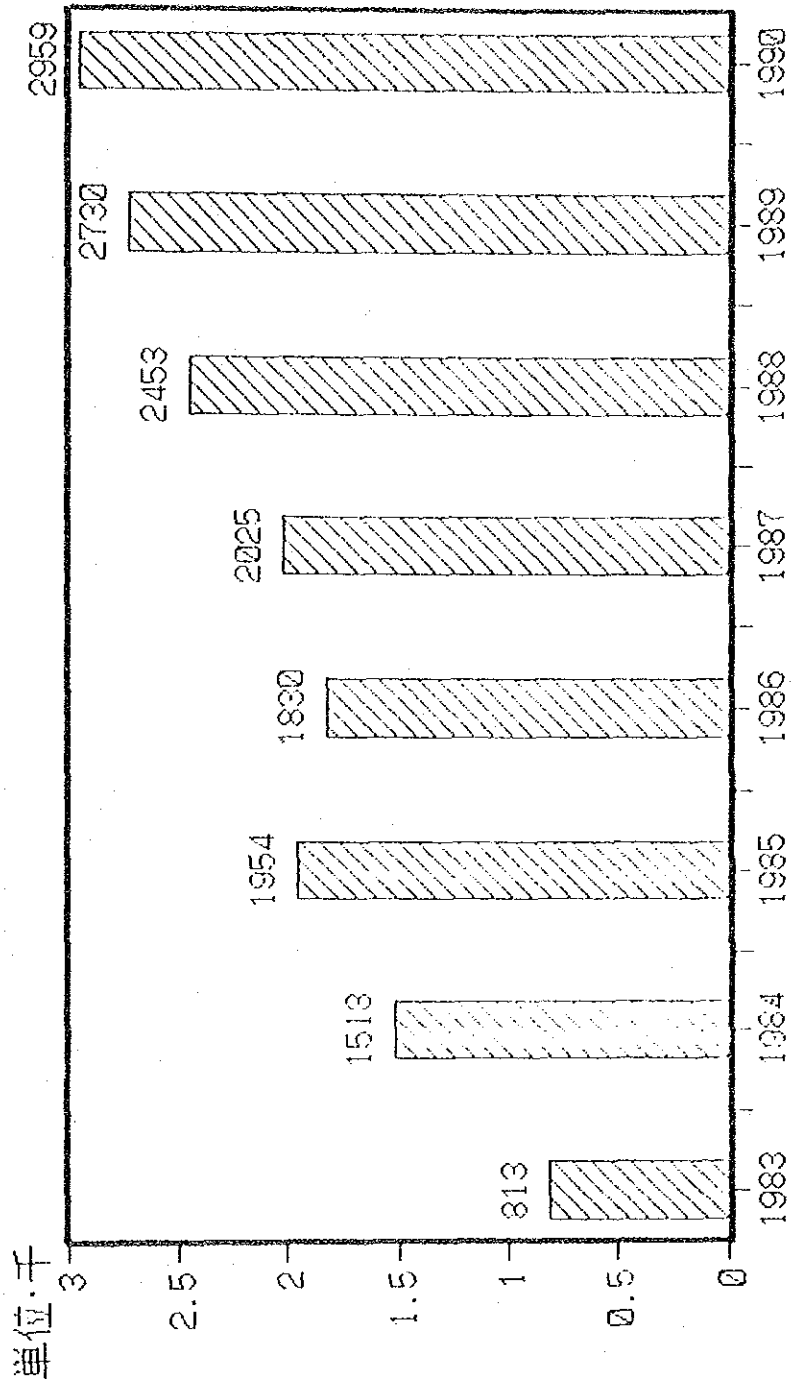
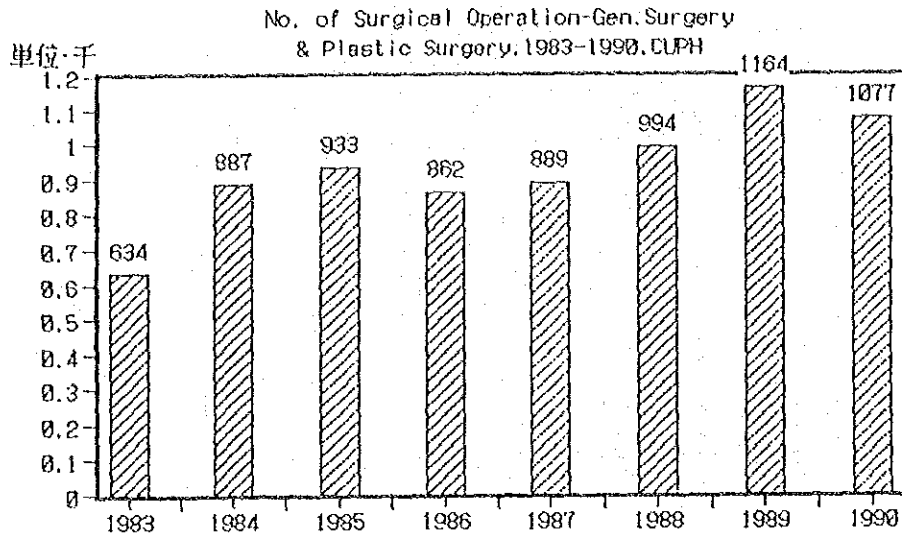


Fig 3

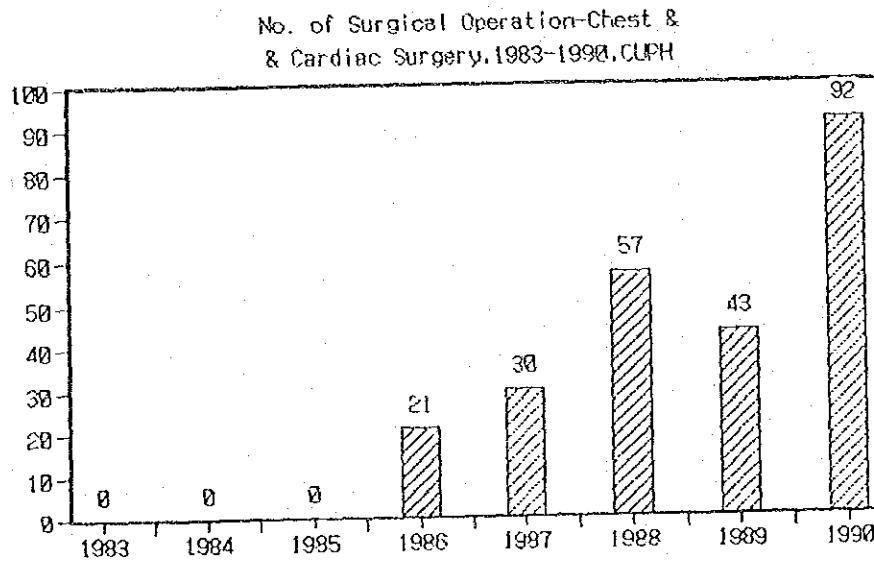
No. of Surgical Operation 1983-1990



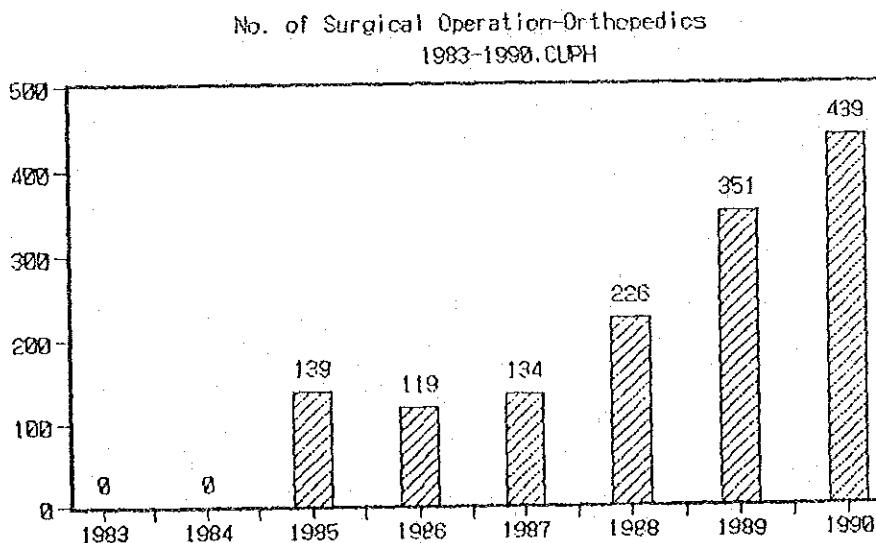
No. 1



No. 2

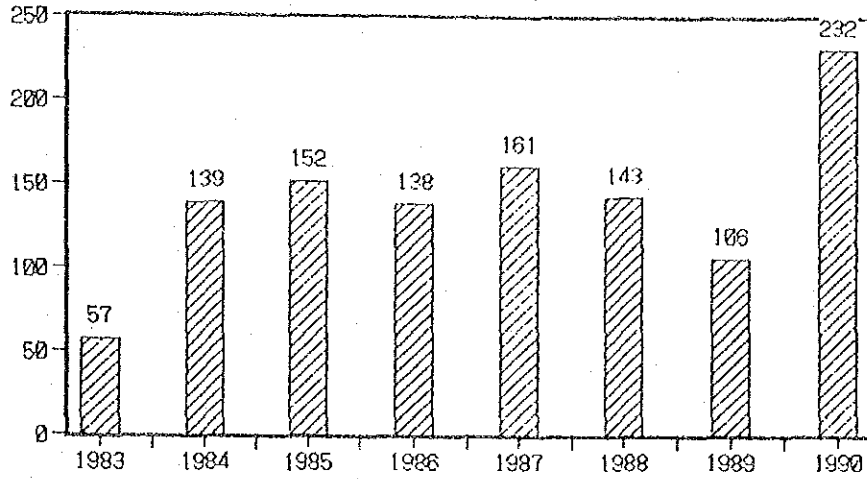


No. 3



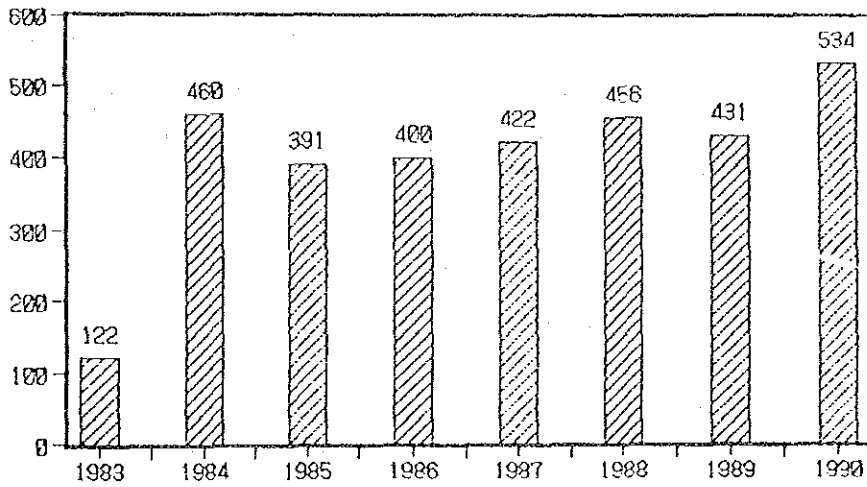
No. 4

No. of Surgical Operation-ENT Section  
1983-1990, CUPH



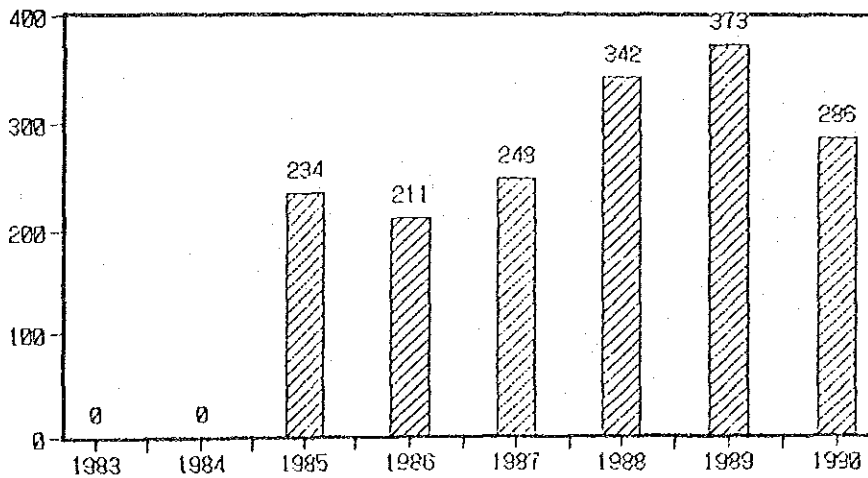
No. 5

No. of Surgical Operation-Ophthalmology  
1983-1990, CUPH



No. 6

No. of Surgical Operation-Neurosurgery  
1983-1990, CUPH



No. 7

No. of Surgical Operation-Urology  
1983-1990, CLPH

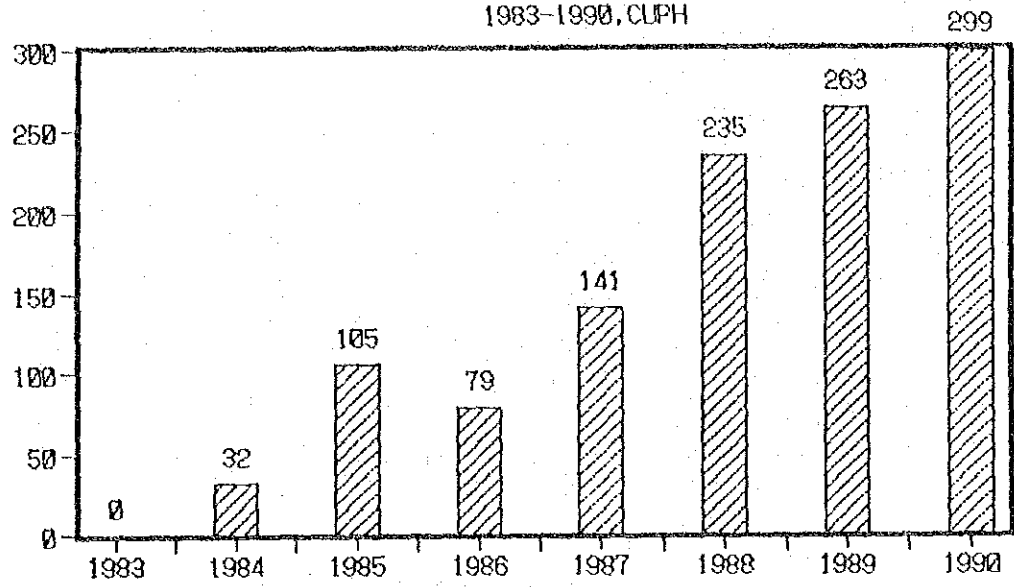
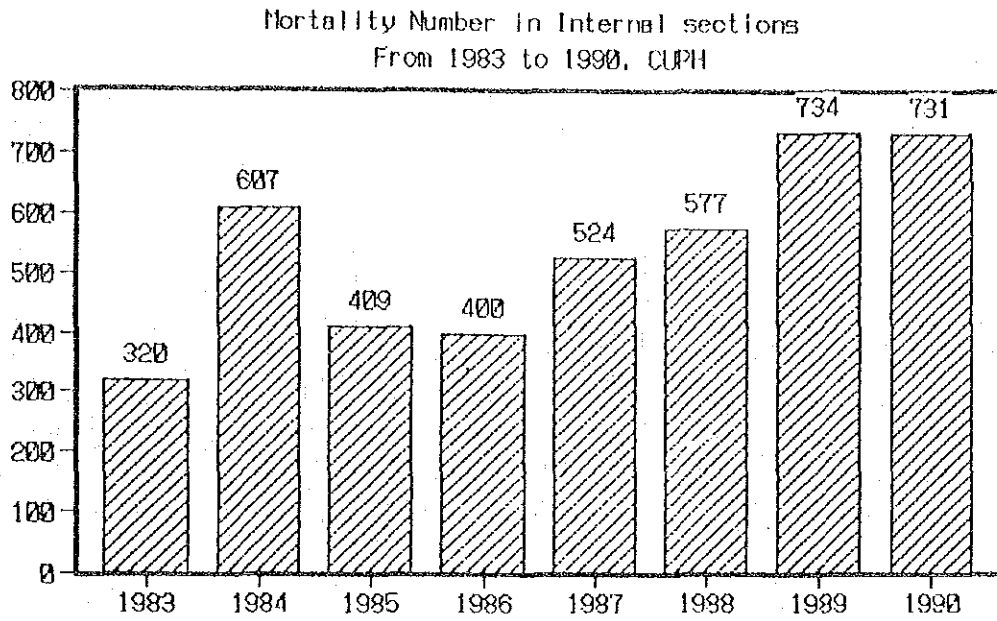
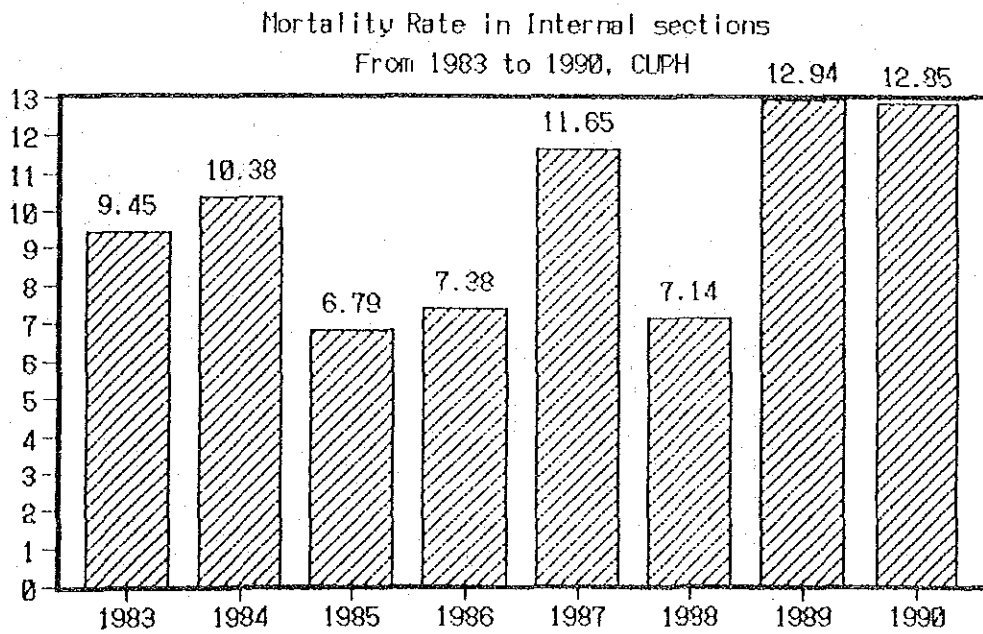


Fig. 4

No. 1

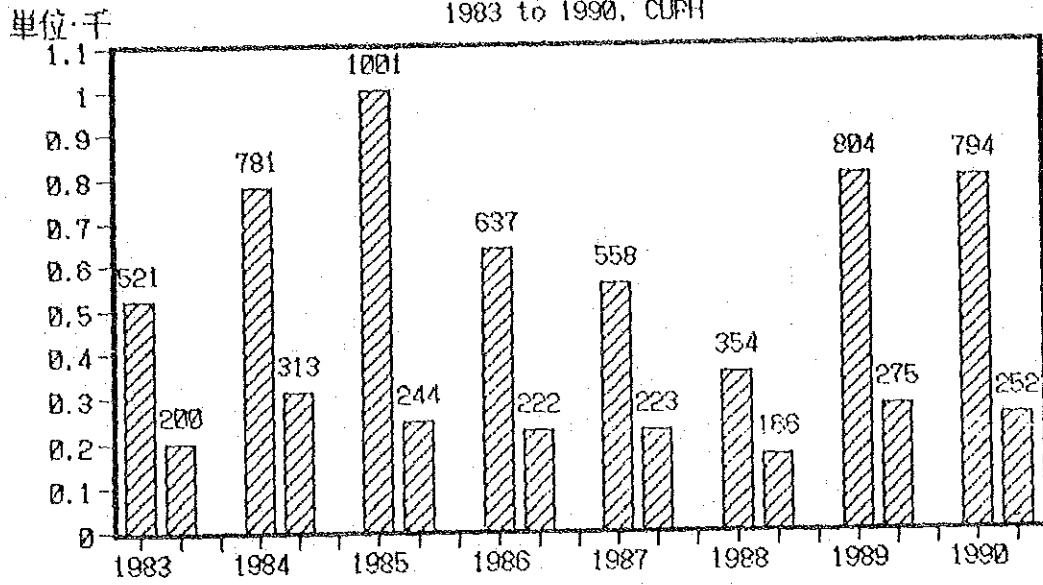


No. 2



No. 3

No. of Patients & Deaths in ICU  
1983 to 1990, CUPH



No. 4

Mortality Rate in ICU  
1983-1990

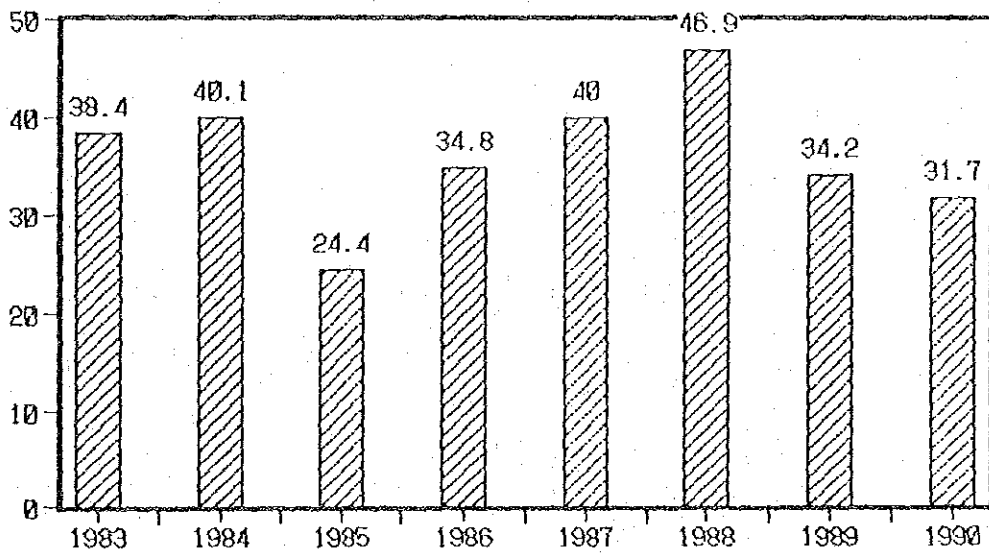
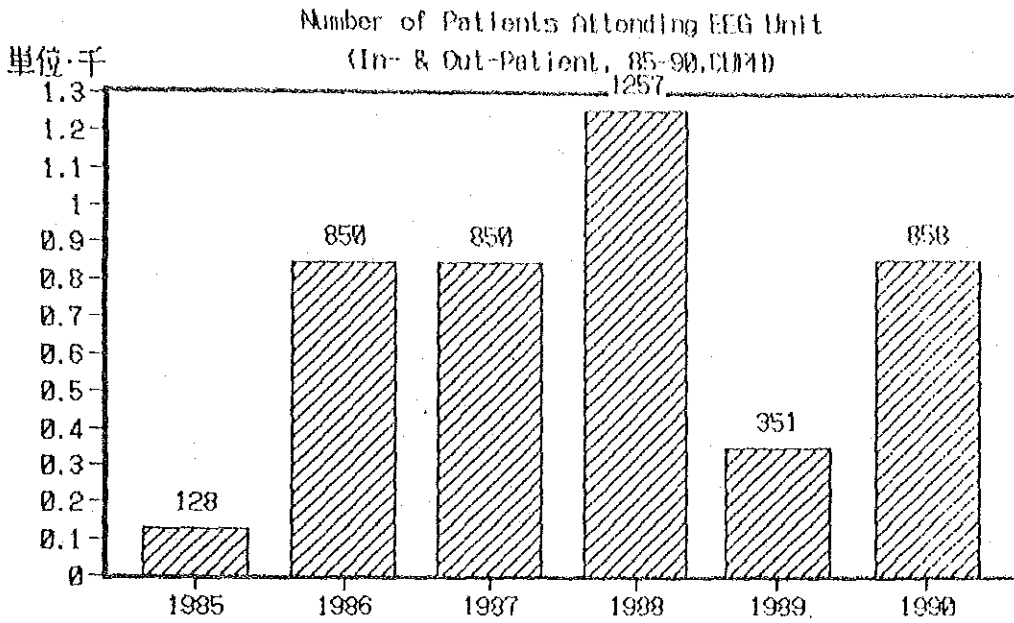


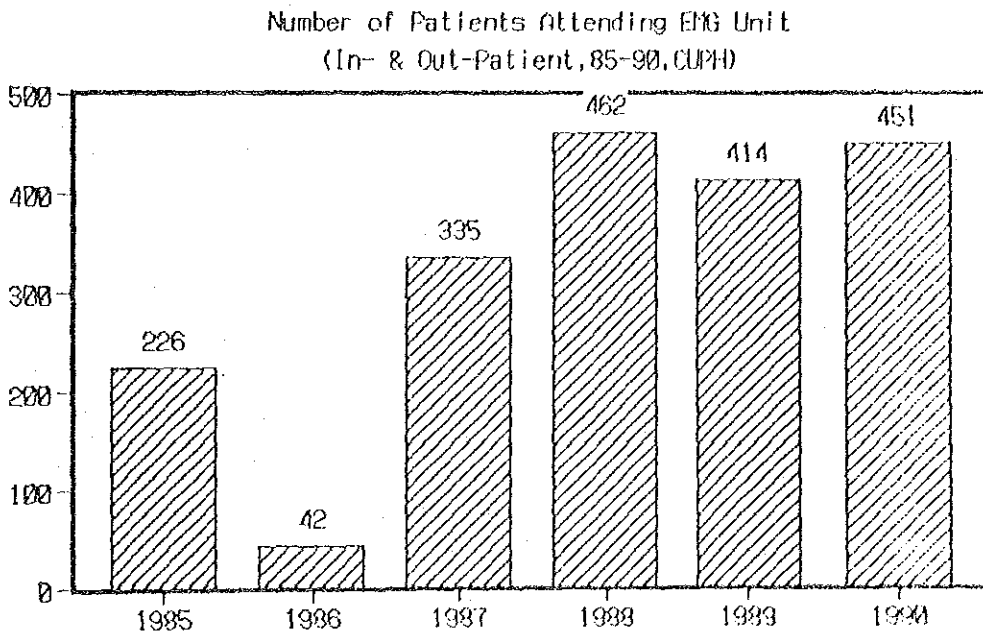


Fig 5

No. 1

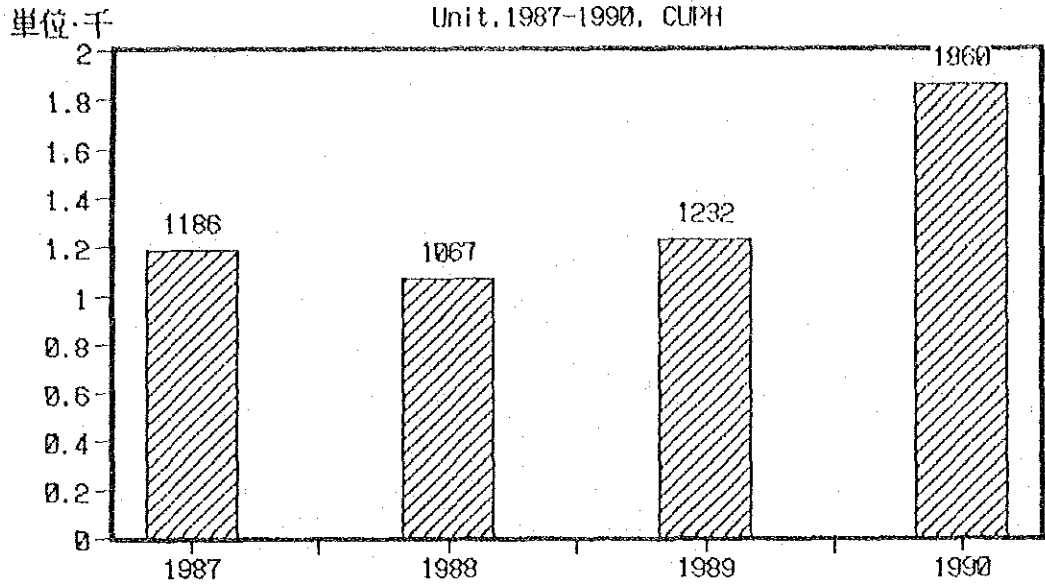


No. 2



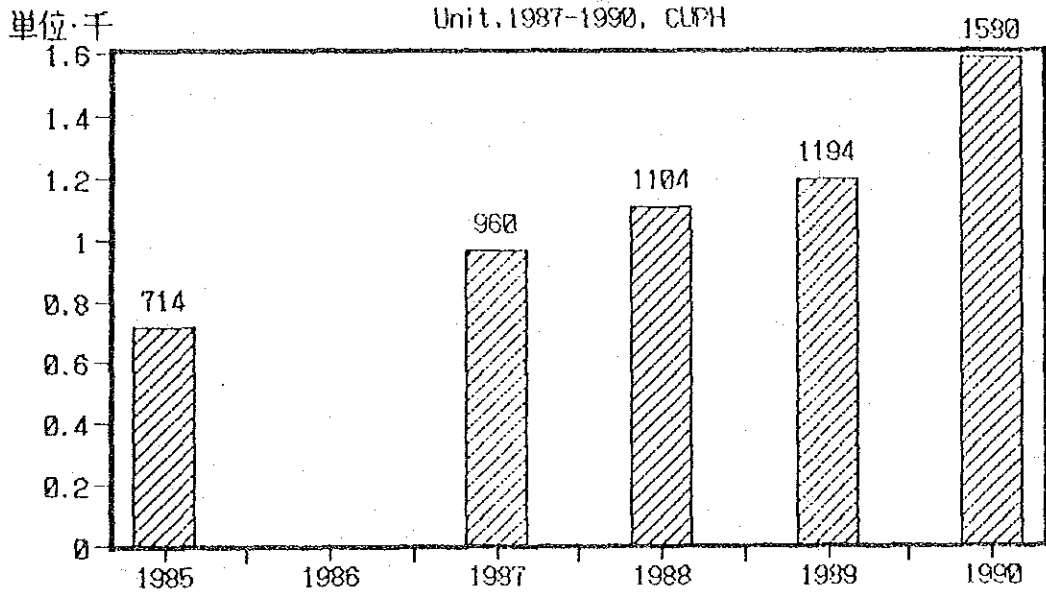
No. 3

No. of Patients in Abdominal Sonography  
Unit, 1987-1990, CLPH



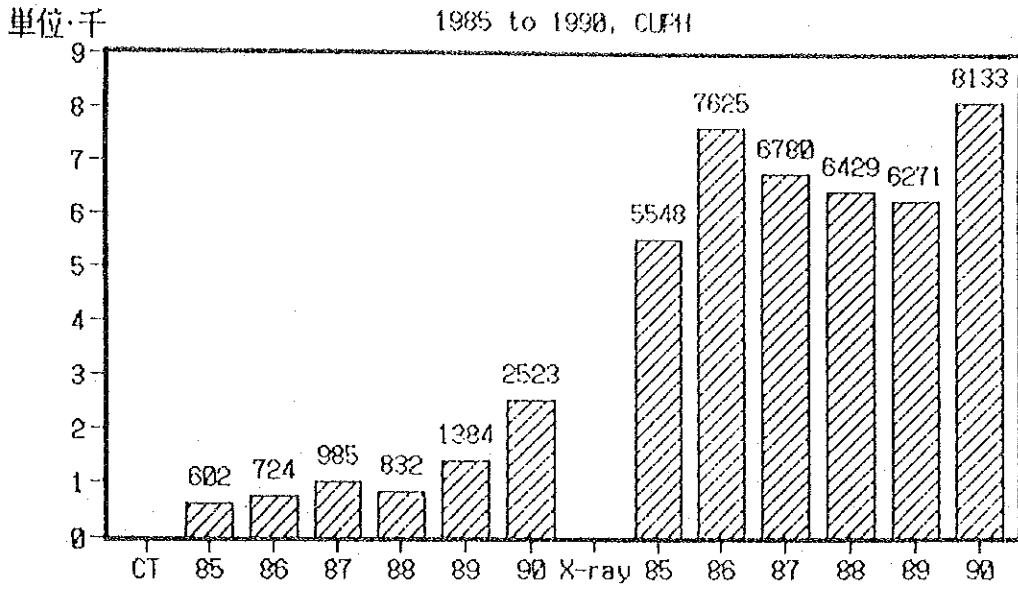
No. 4

No. of Patients in Echocardiography  
Unit, 1987-1990, CLPH



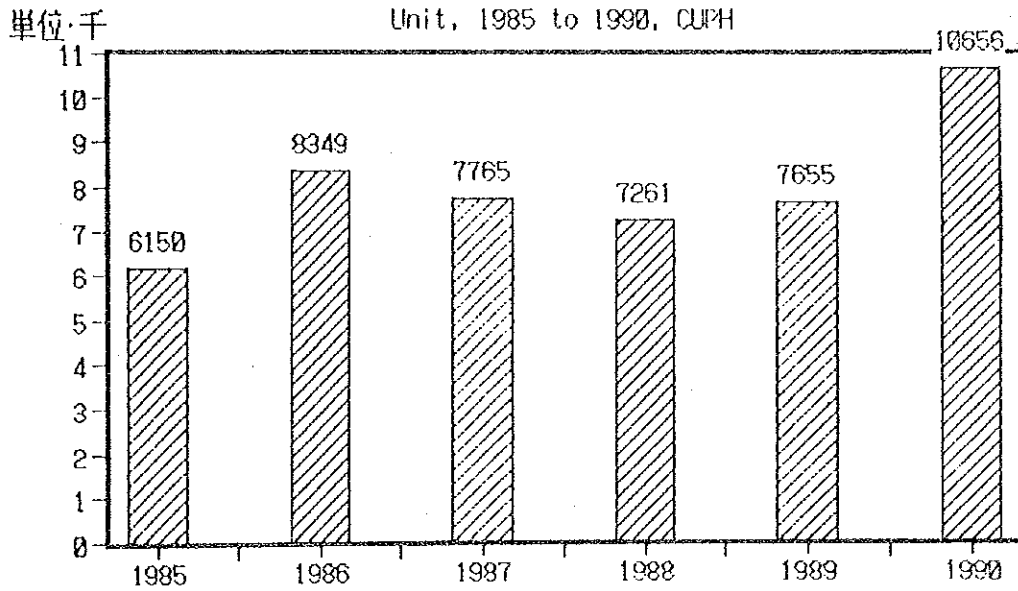
No. 5

No. of Patients in CT-Scan & X-Ray Unit  
1985 to 1990, CUPH



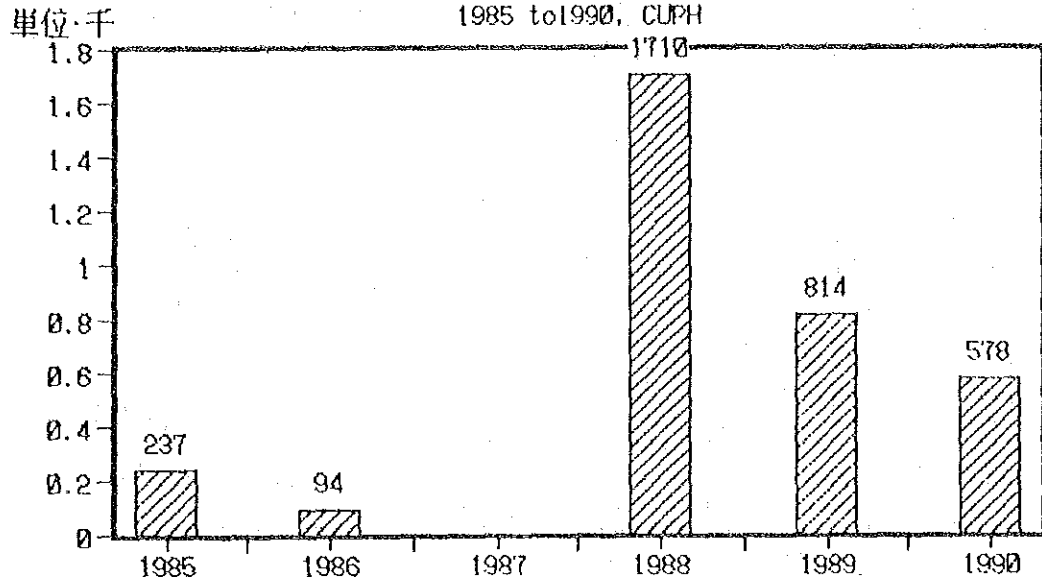
No. 6

Total Number of Patients in Radiology  
Unit, 1985 to 1990, CUPH



No. 7

No. of patients in Endoscopy Unit  
1985 to 1990, CUPH



NUMBER OF PATIENTS  
VISITING EACH SECTION  
CUPH 1990



CAIRO UNIVERSITY HOSPITALS  
NEW PAEDIATRIC HOSPITAL

Jan. 13, 1991

Supervisor of Statistics Administration  
Cairo University Hospitals

Dear Sir,

Enclosed hereby a statistical report on patients visiting  
CUPH in the year 1990.

- 1- Internal Sections
- 2- Out-patient Clinics
- 3- Mortality Table
- 4- E.E.G.
- 5- E.M.G.
- 6- Endoscopy Unit
- 7- Rehabilitation Unit
- 8- Abdoman Sonar
- 9- Cardiac Ultrasonic Unit
- 10- Large & Small Operation Theatres
- 11- Radiology & CT-Scan Units

12- Laboratory:

1- Chemistry Unit

2- ICU Laboratory

3- Hematology Unit

4- Serology Unit

5- Bacteriology Unit

6- Urine & stool Unit

Thank you very much for your concern,

Chief Administrator



CAIRO UNIVERSITY HOSPITALS

NEW PAEDIATRIC HOSPITAL

STATISTICS ON NUMBER OF PATIENTS  
IN THE INTERNAL SECTIONS IN 1990

SECTION \ SEX	SEX		TOTAL
	MALE	FEMALE	
Internal Medicine	1931	1361	3292
General Surgery	461	262	723
Urology	76	36	112
Neurosurgery	134	102	236
E.N.T.	82	62	144
Ophthalmology	140	100	240
Orthopedics	83	61	144
ICU	491	303	794
Total	3398	2287	5685

\* Total number includes the no. of dead patients and paying patients.

## CAIRO UNIVERSITY HOSPITALS

## NEW PAEDIATRIC HOSPITAL

STATISTICS ON TYPE OF CLINIC &  
THE NUMBER OF VISITORS IN 1990

CLINIC \ SEX	MALE	FEMALE	TOTAL
Haematology	11137	4652	15789
Growth & Develop.	2384	2127	4511
Allergy	1877	1158	3035
Chest	2115	1592	3707
Cardiology	2622	2282	4904
Genetics	3207	2285	5492
Nephrology	2510	1635	4145
Hepatology	706	392	1098
Endemic	1438	1016	2454
Psychiatry	4043	3013	7056
Neurology	6547	4423	10970
Ophthalmology	4335	2184	6519
Surgery	2403	1284	3687
Urology	1977	1000	2977
Neurosurgery	1735	1258	2993
Orthopedics	4457	2740	7197
Plastic Surgery	612	426	1038
E.N.T.	2387	1730	4117
Acoustics	454	263	717
Rehabilitation	4070	3255	7325
Total	61016	38714	99730

CAIRO UNIVERSITY HOSPITALS  
 NEW PAEDIATRIC HOSPITAL

REPORT ON THE MORTALITY NUMBER  
 IN THE INTERNAL SECTION IN 1990

SECTION	SEX		TOTAL
	MALE	FEMALE	
Internal Medicine	265	160	425
Surgery	32	22	54
ICU	149 (8) } 157	89 (6) } 95	238 (14) } 252
Total	446 (8) } 454	271 (6) } 277	717 (14) } 731

\* ( ) : Paying patients

CAIRO UNIVERSITY HOSPITALS  
 NEW PAEDIATRIC HOSPITAL

THE NUMBER OF PATIENTS VISITING  
 THE E.E.G. UNIT IN THE YEAR 1990  
 INTERNAL SECTION & OUTPATIENT CLINIC

MALE	FEMALE	TOTAL
321 \ 503 (182) /	228 \ 355 (127) /	549 \ 858 (309) /

\* ( ) : Paying patients

CAIRO UNIVERSITY HOSPITALS

NEW PAEDIATRIC HOSPITAL

THE NUMBER OF PATIENTS VISITING  
THE E.M.G. UNIT IN THE YEAR 1990  
INTERNAL SECTION & OUTPATIENT CLINIC

MALE	FEMALE	TOTAL
<p>197  <math>\searrow</math>            272  <math>\swarrow</math>            (75)</p>	<p>119  <math>\searrow</math>            179  <math>\swarrow</math>            (60)</p>	<p>316  <math>\searrow</math>            451  <math>\swarrow</math>            (135)</p>

\* ( ) : Paying patients

CAIRO UNIVERSITY HOSPITALS

NEW PAEDIATRIC HOSPITAL

THE NUMBER OF PATIENTS VISITING  
THE ENDOSCOPY UNIT IN THE YEAR 1990  
INTERNAL SECTION & OUTPATIENT CLINIC

MALE	FEMALE	TOTAL
355	223	578

CAIRO UNIVERSITY HOSPITALS

NEW PAEDIATRIC HOSPITAL

THE NUMBER OF PATIENTS VISITING  
THE REHABILITATION UNIT IN 1990

NO. OF IN-PATIENTS VISITING THE UNIT			NO. OF OUT-PATIENTS ATTENDING EXERCISES			TOTAL NO. OF EXERCISES
MALE	FEMALE	TOTAL	MALE	FEMALE	TOTAL	
2202	1862	4064	1868	1393	3261	16281

CALRO UNIVERSITY HOSPITALS

NEW PAEDIATRIC HOSPITAL

THE NUMBER OF PATIENTS VISITING  
THE ABDOMEN SONAR UNIT IN 1990  
INTERNAL SECTION & OUTPATIENT CLINIC

MALE	FEMALE	TOTAL
<p>934  <math>\swarrow</math>     <math>\searrow</math>            1139            (205)</p>	<p>594  <math>\swarrow</math>     <math>\searrow</math>            721            (127)</p>	<p>1528  <math>\swarrow</math>     <math>\searrow</math>            1860            (332)</p>

\* ( ) : Paying patients



CAIRO UNIVERSITY HOSPITALS

NEW PAEDIATRIC HOSPITAL

THE NUMBER OF PATIENTS VISITING  
THE CARDIAC ULTRA SONIC UNIT IN 1990  
INTERNAL SECTION & OUTPATIENT CLINIC

MALE	FEMALE	Total
$\begin{array}{r} 633 \\ \quad \diagdown \\ \quad \quad 871 \\ \quad \diagup \\ (238) \end{array}$	$\begin{array}{r} 525 \\ \quad \diagdown \\ \quad \quad 709 \\ \quad \diagup \\ (184) \end{array}$	$\begin{array}{r} 1158 \\ \quad \diagdown \\ \quad \quad 1580 \\ \quad \diagup \\ (442) \end{array}$

\* ( ) : Paying patients

CAIRO UNIVERSITY HOSPITALS

NEW PAEDIATRIC HOSPITAL

STATISTICS ON LARGE & SMALL  
OPERATION THEATRES IN 1990

SECTION \ OP. TH.	LARGE	SMALL	TOTAL
Urology	146	153	299
Neurosurgery	241	45	286
Ophthalmology	303	231	534
E.N.T.	81	151	232
Orthopedics	196	243	439
Cardiothoracic	87	5	92
Plastic Surgery	206	871	1077
Total	1260	1699	2959

CAIRO UNIVERSITY HOSPITALS  
 NEW PAEDIATRIC HOSPITAL

THE NUMBER OF PATIENTS VISITING  
 RADIOLOGY UNIT & CT-SCAN IN 1990

RADIOGRAPHY		CT-SCAN	
NO. OF CASES	NO. OF FILMS	NO. OF CASES	NO. OF FILMS
7519 (614)	18911	2192 (331)	4335
8133		2523	

\* ( ) : Paying patients



NUMBER OF PAYING PATIENTS

CUPH 1990



CAIRO UNIVERSITY HOSPITALS  
NEW PAEDIATRIC HOSPITAL  
MEDICAL TREATMENT WITH FEES

Jan. 13, 1991

Supervisor of Statistics Administration  
Cairo University Hospitals

Dear Sir,

Enclosed hereby a statistical report on patients visiting  
CUPH in the year 1990.

- 1- E.E.G.
- 2- Cardiac Sonar
- 3- Abdomen Sonar
- 4- E.C.G.
- 5- CT-Scan
- 6- Number of ICU patients
- 7- Mortality Number in ICU
- 8- E.M.G.
- 9- Radiography

Thank you very much for your concern,

Chief Administrator

CAIRO UNIVERSITY HOSPITALS  
NEW PAEDIATRIC HOSPITAL  
MEDICAL TREATMENT WITH FEES

THE NUMBER OF PATIENTS VISITING  
THE E.E.G. UNIT IN THE YEAR 1990

MALE	FEMALE	TOTAL
182	127	309



CAIRO UNIVERSITY HOSPITALS  
NEW PAEDIATRIC HOSPITAL  
MEDICAL TREATMENT WITH FEES

THE NUMBER OF PATIENTS VISITING  
THE CARDIAC SONAR UNIT IN 1990

MALE	FEMALE	TOTAL
238	184	422

CAIRO UNIVERSITY HOSPITALS  
NEW PAEDIATRIC HOSPITAL  
MEDICAL TREATMENT WITH FEES

THE NUMBER OF PATIENTS VISITING  
THE ABDOMEN SONAR UNIT IN 1990

MALE	FEMALE	TOTAL
205	127	332

CAIRO UNIVERSITY HOSPITALS  
NEW PAEDIATRIC HOSPITAL  
MEDICAL TREATMENT WITH FEES

THE NUMBER OF PATIENTS VISITING  
THE E.C.G. UNIT IN THE YEAR 1990

MALE	FEMALE	TOTAL
123	97	220

CAIRO UNIVERSITY HOSPITALS  
NEW PAEDIATRIC HOSPITAL  
MEDICAL TREATMENT WITH FEES

THE NUMBER OF PATIENTS VISITING  
THE CT-SCAN UNIT IN THE YEAR 1990

MALE	FEMALE	TOTAL
208	123	331

CAIRO UNIVERSITY HOSPITALS  
NEW PAEDIATRIC HOSPITAL  
MEDICAL TREATMENT WITH FEES

MORTALITY NUMBER IN ICU IN 1990

MALE	FEMALE	TOTAL
8	6	14

CAIRO UNIVERSITY HOSPITALS  
NEW PAEDIATRIC HOSPITAL  
MEDICAL TREATMENT WITH FEES

THE NUMBER OF PATIENTS VISITING  
THE ICU UNIT IN THE YEAR 1990

MALE	FEMALE	TOTAL
24	15	39

CAIRO UNIVERSITY HOSPITALS  
NEW PAEDIATRIC HOSPITAL  
MEDICAL TREATMENT WITH FEES

THE NUMBER OF PATIENTS VISITING  
THE E.M.G. UNIT IN THE YEAR 1990

MALE	FEMALE	TOTAL
75	60	135

CAIRO UNIVERSITY HOSPITALS  
NEW PAEDIATRIC HOSPITAL  
MEDICAL TREATMENT WITH FEES

NUMBER OF PATIENTS VISITING  
THE RADIOGRAPHY UNIT IN 1990

MALE	FEMALE	TOTAL
360	254	614



CAIRO UNIVERSITY HOSPITALS  
NEW PAEDIATRIC HOSPITAL  
MEDICAL TREATMENT WITH FEES

THE NUMBER OF PATIENTS VISITING  
THE CATHETER UNIT IN THE YEAR 1990

MALE	FEMALE	TOTAL
1	1	2





JICA