FIELD FLOW MEASUREMENT SURVEY

VALSAYN SYSTEM (23-24 OCTOBER 1990)

# DATA OF FLOW

## UPPER POINT

```
START TIME
10-23 19:10
OPERATION TIME
00        HOR

INTEG UNIT
          *M3

INTEG START
          AUTO

START TIME
10-23 19:10
OPERATION TIME
00        HOR

D-RAM CH1-CH1
          CLEAR

D-RAM CH SET
          RENEW

D-RAM CH SET
CH1-CH1

D-RAM PERIOD
600       SEC
DATA VELOCITY
          YES
DATA +INTEG
          YES
DATA -INTEG
          YES

DATA AI1
          NO

DATA AI2
          NO

START TIME
10-23 19:10
OPERATION TIME
001D 09H 20M 00S
D-RAM SET OK
          YES

ZERO MODE
          AUT ZERO

ZERO MODE
          AUT ZERO

CHECK
          NORMAL

10-23 19:0700 *R
+002.10 %  AI2
```

```
19:10+  1.248E 3M3/H 00R
      +00000 *M3     00R
      -00000 *M3     00R

19:20+  1.222E 3M3/H 00R
      +00206 *M3     00R
      -00000 *M3     00R

19:30+  1.237E 3M3/H 00R
      +00413 *M3     00R
      -00000 *M3     00R

19:40+  1.225E 3M3/H 00R
      +00618 *M3     00R
      -00000 *M3     00R

19:50+  1.225E 3M3/H 00R
      +00821 *M3     00R
      -00000 *M3     00R

20:00+  1.225E 3M3/H 00R
      +01025 *M3     00R
      -00000 *M3     00R

20:10+  1.272E 3M3/H 00R
      +01235 *M3     00R
      -00000 *M3     00R

20:20+  1.273E 3M3/H 00R
      +01448 *M3     00R
      -00000 *M3     00R

20:30+  1.253E 3M3/H 00R
      +01657 *M3     00R
      -00000 *M3     00R

20:40+  1.275E 3M3/H 00R
      +01868 *M3     00R
      -00000 *M3     00R

20:50+  1.258E 3M3/H 00R
      +02079 *M3     00R
      -00000 *M3     00R

21:00+  1.258E 3M3/H 00R
      +02291 *M3     00R
      -00000 *M3     00R

21:10+  1.222E 3M3/H 00R
      +02499 *M3     00R
      -00000 *M3     00R

21:20+  1.207E 3M3/H 00R
      +02702 *M3     00R
      -00000 *M3     00R

21:30+  1.213E 3M3/H 00R
      +02903 *M3     00R
      -00000 *M3     00R

21:40+  1.242E 3M3/H 00R
      +03106 *M3     00R
      -00000 *M3     00R

21:50+  1.255E 3M3/H 00R
      +03317 *M3     00R
      -00000 *M3     00R

22:00+  1.245E 3M3/H 00R
      +03527 *M3     00R
      -00000 *M3     00R
```

```
22:10+  1.218E 3M3/H 00R
      +03733 *M3     00R
      -00000 *M3     00R

22:20+  1.215E 3M3/H 00R
      +03935 *M3     00R
      -00000 *M3     00R

22:30+  1.200E 3M3/H 00R
      +04136 *M3     00R
      -00000 *M3     00R

22:40+  1.203E 3M3/H 00R
      +04335 *M3     00R
      -00000 *M3     00R

22:50+  1.187E 3M3/H 00R
      +04535 *M3     00R
      -00000 *M3     00R

23:00+  1.197E 3M3/H 00R
      +04734 *M3     00R
      -00000 *M3     00R

23:10+  1.237E 3M3/H 00R
      +04937 *M3     00R
      -00000 *M3     00R

23:20+  1.213E 3M3/H 00R
      +05140 *M3     00R
      -00000 *M3     00R

23:30+  1.207E 3M3/H 00R
      +05342 *M3     00R
      -00000 *M3     00R

23:40+  1.200E 3M3/H 00R
      +05543 *M3     00R
      -00000 *M3     00R

23:50+  1.197E 3M3/H 00R
      +05743 *M3     00R
      -00000 *M3     00R

00:00+  1.193E 3M3/H 00R
      +05942 *M3     00R
      -00000 *M3     00R

00:10+  1.197E 3M3/H 00R
      +06141 *M3     00R
      -00000 *M3     00R

00:20+  1.177E 3M3/H 00R
      +06340 *M3     00R
      -00000 *M3     00R

00:30+  1.198E 3M3/H 00R
      +06539 *M3     00R
      -00000 *M3     00R

00:40+  1.185E 3M3/H 00R
      +06736 *M3     00R
      -00000 *M3     00R

00:50+  1.197E 3M3/H 00R
      +06934 *M3     00R
      -00000 *M3     00R

01:00+  1.184E 3M3/H 00R
      +07131 *M3     00R
      -00000 *M3     00R
```

```
01:10+  1.192E 3M3/H 00R
      +07328 *M3     00R
      -00000 *M3     00R

01:20+  1.208E 3M3/H 00R
      +07529 *M3     00R
      -00000 *M3     00R

01:30+  1.184E 3M3/H 00R
      +07729 *M3     00R
      -00000 *M3     00R

01:40+  1.190E 3M3/H 00R
      +07926 *M3     00R
      -00000 *M3     00R

01:50+  1.197E 3M3/H 00R
      +08125 *M3     00R
      -00000 *M3     00R

02:00+  1.177E 3M3/H 00R
      +08322 *M3     00R
      -00000 *M3     00R

02:10+  1.190E 3M3/H 00R
      +08519 *M3     00R
      -00000 *M3     00R

02:20+  1.170E 3M3/H 00R
      +08714 *M3     00R
      -00000 *M3     00R

02:30+  1.160E 3M3/H 00R
      +08908 *M3     00R
      -00000 *M3     00R

02:40+  1.165E 3M3/H 00R
      +09102 *M3     00R
      -00000 *M3     00R

02:50+  1.142E 3M3/H 00R
      +09295 *M3     00R
      -00000 *M3     00R

03:00+  1.145E 3M3/H 00R
      +09487 *M3     00R
      -00000 *M3     00R

03:10+  1.134E 3M3/H 00R
      +09677 *M3     00R
      -00000 *M3     00R

03:20+  1.135E 3M3/H 00R
      +09866 *M3     00R
      -00000 *M3     00R

03:30+  1.124E 3M3/H 00R
      +00053 *M3     00R
      -00000 *M3     00R

03:40+  1.160E 3M3/H 00R
      +00247 *M3     00R
      -00000 *M3     00R

03:50+  1.154E 3M3/H 00R
      +00440 *M3     00R
      -00000 *M3     00R

04:00+  1.160E 3M3/H 00R
      +00632 *M3     00R
      -00000 *M3     00R

04:10+  1.140E 3M3/H 00R
      +00824 *M3     00R
      -00000 *M3     00R

04:20+  1.135E 3M3/H 00R
      +01014 *M3     00R
      -00000 *M3     00R

04:30+  1.100E 3M3/H 00R
      +01201 *M3     00R
      -00000 *M3     00R

04:40+  1.099E 3M3/H 00R
      +01389 *M3     00R
      -00000 *M3     00R

04:50+  1.114E 3M3/H 00R
      +01573 *M3     00R
      -00000 *M3     00R

05:00+  1.094E 3M3/H 00R
      +01759 *M3     00R
      -00000 *M3     00R

05:10+  1.103E 3M3/H 00R
      +01942 *M3     00R
      -00000 *M3     00R

05:20+  1.114E 3M3/H 00R
      +02129 *M3     00R
      -00000 *M3     00R

05:30+  1.119E 3M3/H 00R
      +02316 *M3     00R
      -00000 *M3     00R

05:40+  1.115E 3M3/H 00R
      +02502 *M3     00R
      -00000 *M3     00R

05:50+  1.112E 3M3/H 00R
      +02687 *M3     00R
      -00000 *M3     00R

06:00+  1.129E 3M3/H 00R
      +02874 *M3     00R
      -00000 *M3     00R

06:10+  1.129E 3M3/H 00R
      +03063 *M3     00R
      -00000 *M3     00R

06:20+  1.115E 3M3/H 00R
      +03250 *M3     00R
      -00000 *M3     00R

06:30+  1.084E 3M3/H 00R
      +03434 *M3     00R
      -00000 *M3     00R

06:40+  0.501E 3M3/H 00R
      +03560 *M3     00R
      -00000 *M3     00R

06:50+  0.509E 3M3/H 00R
      +03643 *M3     00R
      -00000 *M3     00R

07:00+  0.519E 3M3/H 00R
      +03728 *M3     00R
      -00000 *M3     00R

07:10+  0.523E 3M3/H 00R
      +03811 *M3     00R
      -00000 *M3     00R

07:20+  0.526E 3M3/H 00R
      +03896 *M3     00R
      -00000 *M3     00R

07:30+  0.540E 3M3/H 00R
      +03984 *M3     00R
      -00000 *M3     00R

07:40+  0.529E 3M3/H 00R
      +04072 *M3     00R
      -00000 *M3     00R

07:50+  0.539E 3M3/H 00R
      +04157 *M3     00R
      -00000 *M3     00R

08:00+  0.547E 3M3/H 00R
      +04250 *M3     00R
      -00000 *M3     00R

08:10+  0.519E 3M3/H 00R
      +04340 *M3     00R
      -00000 *M3     00R

08:20+  0.549E 3M3/H 00R
      +04430 *M3     00R
      -00000 *M3     00R

08:30+  0.564E 3M3/H 00R
      +04524 *M3     00R
      -00000 *M3     00R

08:40+  0.556E 3M3/H 00R
      +04617 *M3     00R
      -00000 *M3     00R

08:50+  0.549E 3M3/H 00R
      +04711 *M3     00R
      -00000 *M3     00R

09:00+  0.562E 3M3/H 00R
      +04803 *M3     00R
      -00000 *M3     00R
```

DATA OF WATER PRESSURE (kg/cm2)

UPPER POINT

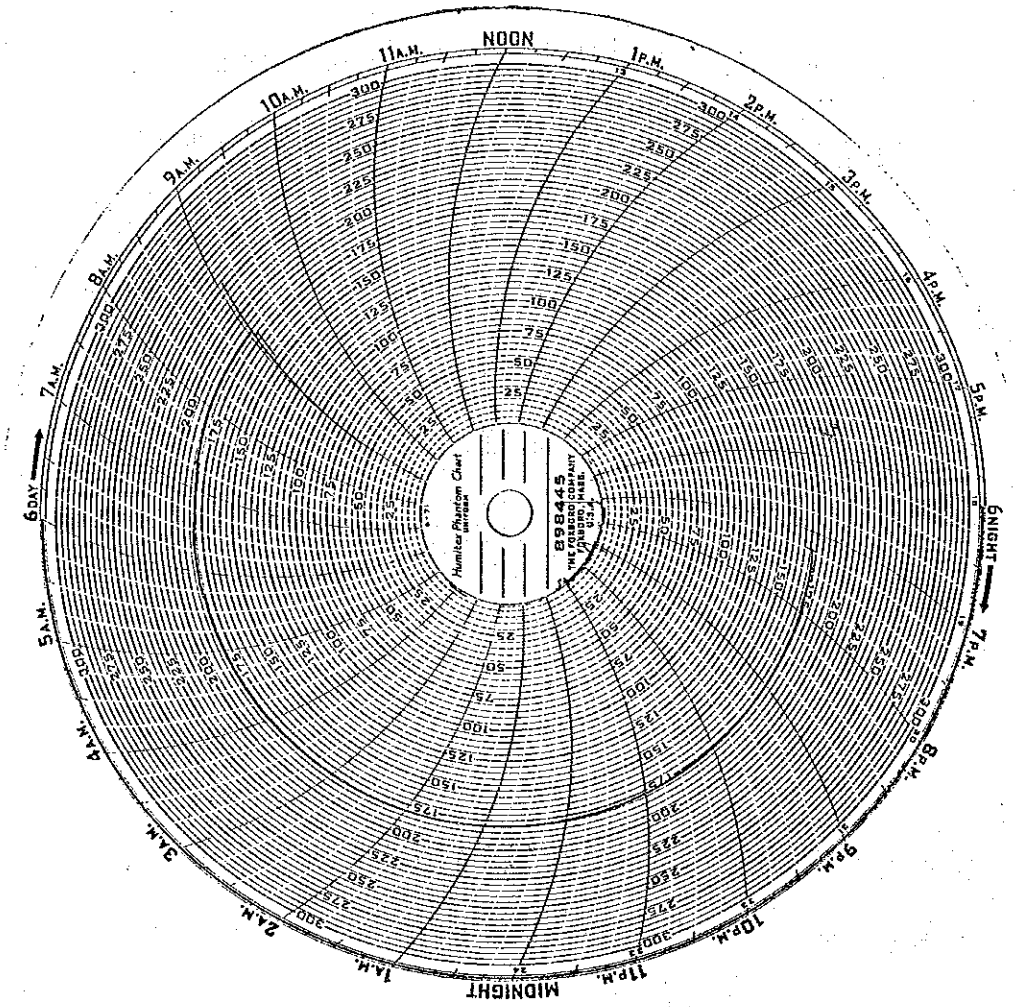

# DATA OF FLOW

## OFF-TAKE POINT

```
OUTER DIAMETER
426.12    MM

PIPE MATERIAL
?         CS.SS

WALL THICKNESS
16.00     MM

INNER LINING
?         NO LING.

KIND OF FLUID
?         WATER

SENSOR MOUNTING
?         V

TYPE OF SENSOR
?         SMALL

DATA CHANGE
?         NO

SPACING
362.85    MM V

MM-DD HH:MM
10-23 17:43

PRT PERIOD
10        MIN
PRT UNIT M3/H
          YES
PRT UNIT M3/M
          NO
PRT UNIT M3/S
          NO
PRT UNIT M/S
          NO
PRT UNIT INTEG
          YES
PRT UNIT AI1
          NO
PRT UNIT AI2
          NO

START TIME
10-23 17:50
OPERATION TIME
00        HOR

INTEG UNIT
          *M3
INTEG START
          AUTO

START TIME
10-23 17:50
OPERATION TIME
00        HOR

D-RAM CH SET
          RENEW

D-RAM CH SET
CH1-CH1

D-RAM PERIOD
600       SEC
DATA VELOCITY
          YES

DATA INTEG
          YES
DATA INTEG
          YES

DATA AI1
          NO

DATA AI2
          NO

START TIME
10-23 17:50

OPERATION TIME
0010 20H 20M 00S

D-RAM SET OK
          YES

10-23 17:4500 *R
+002.50 %  AI2

ZERO MODE
          AUT ZERO

CHECK
          NORMAL
```

```
17:50+   7.140E 2M3/H 00R
      -00100 *M3      00R
      -00000 *M3      00R

18:00+   7.115E 2M3/H 00R
      +00119 *M3      00R
      -00000 *M3      00R

18:10+   7.104E 2M3/H 00R
      +00240 *M3      00R
      -00000 *M3      00R

18:20+   6.986E 2M3/H 00R
      +00360 *M3      00R
      -00000 *M3      00R

18:30+   7.052E 2M3/H 00R
      +00477 *M3      00R
      -00000 *M3      00R

18:40+   7.000E 2M3/H 00R
      +00594 *M3      00R
      -00000 *M3      00R

18:50+   7.340E 2M3/H 00R
      +00713 *M3      00R
      -00000 *M3      00R

19:00+   7.254E 2M3/H 00R
      +00836 *M3      00R
      -00000 *M3      00R

19:10+   7.181E 2M3/H 00R
      +00959 *M3      00R
      -00000 *M3      00R

19:20+   7.154E 2M3/H 00R
      +01081 *M3      00R
      -00000 *M3      00R

19:30+   7.314E 2M3/H 00R
      +01204 *M3      00R
      -00000 *M3      00R

19:40+   7.571E 2M3/H 00R
      +01327 *M3      00R
      -00000 *M3      00R

19:50+   7.026E 2M3/H 00R
      +01449 *M3      00R
      -00000 *M3      00R

20:00+   7.372E 2M3/H 00R
      +01571 *M3      00R
      -00000 *M3      00R

20:10+   7.161E 2M3/H 00R
      +01691 *M3      00R
      -00000 *M3      00R

20:20+   7.119E 2M3/H 00R
      +01811 *M3      00R
      -00000 *M3      00R

20:30+   6.835E 2M3/H 00R
      +01928 *M3      00R
      -00000 *M3      00R

20:40+   7.177E 2M3/H 00R
      +02045 *M3      00R
      -00000 *M3      00R

20:50+   7.132E 2M3/H 00R
      +02165 *M3      00R
      -00000 *M3      00R
```

21:00+ 7.181E 2M3/H 00R
+02283 *M3 00R
-00000 *M3 00R

21:10+ 7.181E 2M3/H 00R
+02400 *M3 00R
-00000 *M3 00R

21:20+ 7.137E 2M3/H 00R
+02519 *M3 00R
-00000 *M3 00R

21:30+ 5.922E 2M3/H 00R
+02634 *M3 00R
-00000 *M3 00R

21:40+ 6.720E 2M3/H 00R
+02747 *M3 00R
-00000 *M3 00R

21:50+ 6.822E 2M3/H 00R
+02861 *M3 00R
-00000 *M3 00R

22:00+ 6.317E 2M3/H 00R
+02972 *M3 00R
-00000 *M3 00R

22:10+ 7.026E 2M3/H 00R
+03084 *M3 00R
-00000 *M3 00R

22:20+ 6.693E 2M3/H 00R
+03196 *M3 00R
-00000 *M3 00R

22:30+ 6.564E 2M3/H 00R
+03306 *M3 00R
-00000 *M3 00R

22:40+ 6.680E 2M3/H 00R
+03416 *M3 00R
-00000 *M3 00R

22:50+ 6.662E 2M3/H 00R
+03526 *M3 00R
-00000 *M3 00R

23:00+ 6.378E 2M3/H 00R
+03634 *M3 00R
-00000 *M3 00R

23:10+ 6.498E 2M3/H 00R
+03741 *M3 00R
-00000 *M3 00R

23:20+ 6.094E 2M3/H 00R
+03848 *M3 00R
-00000 *M3 00R

23:30+ 6.418E 2M3/H 00R
+03954 *M3 00R
-00000 *M3 00R

23:40+ 6.281E 2M3/H 00R
+04059 *M3 00R
-00000 *M3 00R

23:50+ 6.312E 2M3/H 00R
+04164 *M3 00R
-00000 *M3 00R

00:00+ 6.343E 2M3/H 00R
+04269 *M3 00R
-00000 *M3 00R

00:10+ 6.347E 2M3/H 00R
+04373 *M3 00R
-00000 *M3 00R

00:20+ 6.196E 2M3/H 00R
+04478 *M3 00R
-00000 *M3 00R

00:30+ 6.329E 2M3/H 00R
+04582 *M3 00R
-00000 *M3 00R

00:40+ 6.254E 2M3/H 00R
+04686 *M3 00R
-00000 *M3 00R

00:50+ 6.352E 2M3/H 00R
+04790 *M3 00R
-00000 *M3 00R

01:00+ 6.241E 2M3/H 00R
+04895 *M3 00R
-00000 *M3 00R

01:10+ 6.295E 2M3/H 00R
+04998 *M3 00R
-00000 *M3 00R

01:20+ 6.356E 2M3/H 00R
+05103 *M3 00R
-00000 *M3 00R

01:30+ 6.103E 2M3/H 00R
+05207 *M3 00R
-00000 *M3 00R

01:40+ 6.090E 2M3/H 00R
+05310 *M3 00R
-00000 *M3 00R

01:50+ 5.935E 2M3/H 00R
+05415 *M3 00R
-00000 *M3 00R

02:00+ 6.245E 2M3/H 00R
+05520 *M3 00R
-00000 *M3 00R

02:10+ 6.276E 2M3/H 00R
+05623 *M3 00R
-00000 *M3 00R

02:20+ 6.299E 2M3/H 00R
+05727 *M3 00R
-00000 *M3 00R

02:30+ 6.290E 2M3/H 00R
+05832 *M3 00R
-00000 *M3 00R

02:40+ 6.347E 2M3/H 00R
+05936 *M3 00R
-00000 *M3 00R

02:50+ 6.289E 2M3/H 00R
+06041 *M3 00R
-00000 *M3 00R

03:00+ 6.127E 2M3/H 00R
+06145 *M3 00R
-00000 *M3 00R

03:10+ 6.241E 2M3/H 00R
+06249 *M3 00R
-00000 *M3 00R

03:20+ 6.152E 2M3/H 00R
+06355 *M3 00R
-00000 *M3 00R

03:30+ 6.321E 2M3/H 00R
+06459 *M3 00R
-00000 *M3 00R

03:40+ 5.798E 2M3/H 00R
+06563 *M3 00R
-00000 *M3 00R

03:50+ 6.269E 2M3/H 00R
+06668 *M3 00R
-00000 *M3 00R

04:00+ 6.227E 2M3/H 00R
+06773 *M3 00R
-00000 *M3 00R

04:10+ 6.440E 2M3/H 00R
+06878 *M3 00R
-00000 *M3 00R

04:20+ 6.396E 2M3/H 00R
+06985 *M3 00R
-00000 *M3 00R

04:30+ 6.374E 2M3/H 00R
+07092 *M3 00R
-00000 *M3 00R

04:40+ 6.190E 2M3/H 00R
+07198 *M3 00R
-00000 *M3 00R

04:50+ 6.031E 2M3/H 00R
+07296 *M3 00R
-00000 *M3 00R

05:00+ 6.724E 2M3/H 00R
+07412 *M3 00R
-00000 *M3 00R

05:10+ 6.653E 2M3/H 00R
+07526 *M3 00R
-00000 *M3 00R

05:20+ 6.702E 2M3/H 00R
+07640 *M3 00R
-00000 *M3 00R

05:30+ 7.200E 2M3/H 00R
+07755 *M3 00R
-00000 *M3 00R

05:40+ 7.061E 2M3/H 00R
+07873 *M3 00R
-00000 *M3 00R

05:50+ 7.542E 2M3/H 00R
+07996 *M3 00R
-00000 *M3 00R

06:00+ 7.714E 2M3/H 00R
+08122 *M3 00R
-00000 *M3 00R

06:10+ 7.590E 2M3/H 00R
+08252 *M3 00R
-00000 *M3 00R

06:20+ 8.201E 2M3/H 00R
+08386 *M3 00R
-00000 *M3 00R

06:30+ 8.161E 2M3/H 00R
+08522 *M3 00R
-00000 *M3 00R

06:40+ 8.414E 2M3/H 00R
+08652 *M3 00R
-00000 *M3 00R

06:50+ 8.467E 2M3/H 00R
+08788 *M3 00R
-00000 *M3 00R

```
07:00+  8.259E 2M3/H 00R
      +08937 *M3     00R
      -00000 *M3     00R

07:10+  8.257E 2M3/H 00R
      +09073 *M3     00R
      -00000 *M3     00R

07:20+  8.223E 2M3/H 00R
      +09219 *M3     00R
      -00000 *M3     00R

07:30+  8.177E 2M3/H 00R
      +09353 *M3     00R
      -00000 *M3     00R

07:40+  8.179E 2M3/H 00R
      +09489 *M3     00R
      -00000 *M3     00R

07:50+  8.210E 2M3/H 00R
      +09625 *M3     00R
      -00000 *M3     00R

08:00+  7.744E 2M3/H 00R
      +09759 *M3     00R
      -00000 *M3     00R

08:10+  9.068E 2M3/H 00R
      +09894 *M3     00R
      -00000 *M3     00R

08:20+  8.902E 2M3/H 00R
      +00027 *M3     00R
      -00000 *M3     00R

08:30+  7.749E 2M3/H 00R
      +00157 *M3     00R
      -00000 *M3     00R

08:40+  7.625E 2M3/H 00R
      +00289 *M3     00R
      -00000 *M3     00R

08:50+  7.634E 2M3/H 00R
      +00418 *M3     00R
      -00000 *M3     00R

09:00+  7.691E 2M3/H 00R
      +00548 *M3     00R
      -00000 *M3     00R

09:10+  7.398E 2M3/H 00R
      +00676 *M3     00R
      -00000 *M3     00R

09:20+  7.696E 2M3/H 00R
      +00801 *M3     00R
      -00000 *M3     00R
```

DATA OF WATER PRESSURE (kg/cm2)

OFF-TAKE POINT

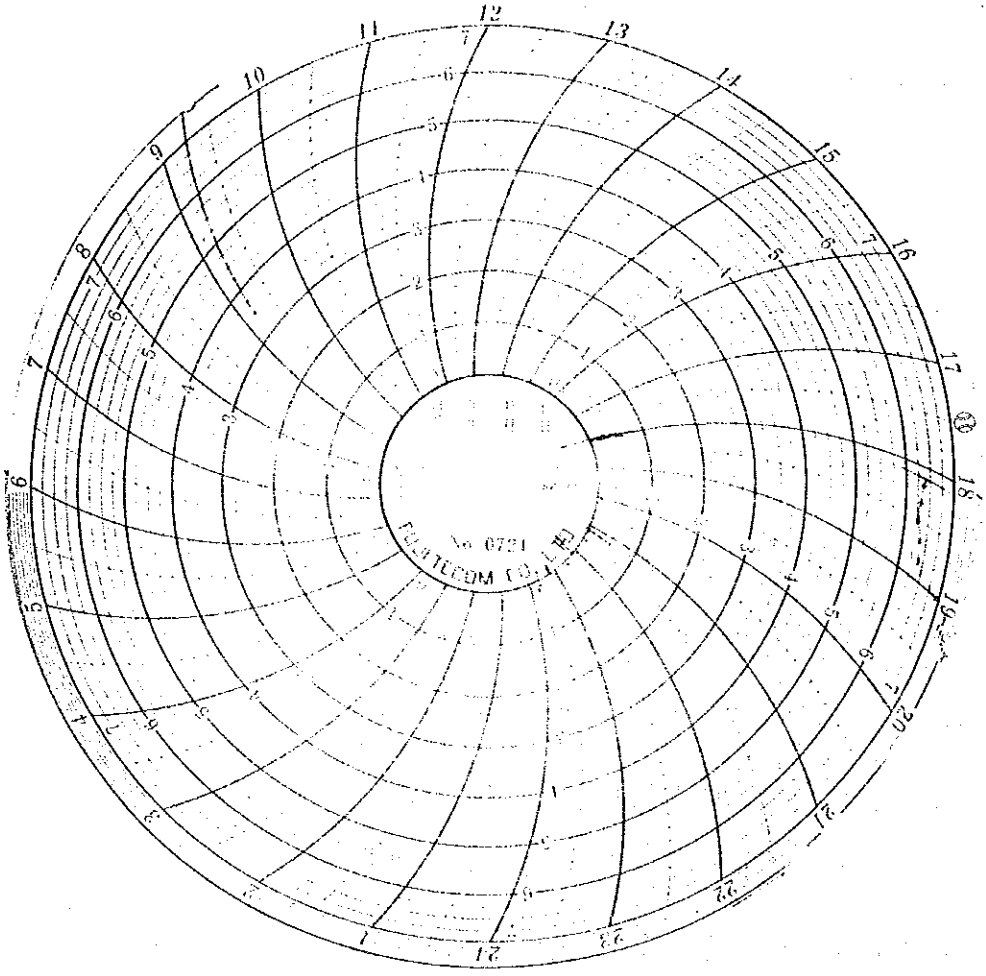

# DATA OF FLOW

## LOWER POINT

```
OUTER DIAMETER
783.0      MM

PIPE MATERIAL
?          CS,SS

WALL THICKNESS
8.39       MM

INNER LINING
?          NO LING.

KIND OF FLUID
?          WATER

SENSOR MOUNTING
?          V

TYPE OF SENSOR
?          LARGE

DATA CHANGE
?          NO

SPACING
587.24     MM V

MM-DD HH:MM
10-23 18:16

PRT PERIOD
10         MIN

PRT UNIT M3/H
        YES
PRT UNIT M3/M
        NO
PRT UNIT M3/S
        NO
PRT UNIT M/S
        NO
PRT UNIT INTEG
        YES
PRT UNIT AI1
        NO
PRT UNIT AI2
        NO

START TIME
10-23 18:20
OPERATION TIME
00         HOR

INTEG UNIT
        *M3
INTEG START
        AUTO

START TIME
10-23 18:20
OPERATION TIME
00         HOR

D-RAM CH SET
        CONTINUE

D-RAM CH SET
CH4-CH4
```

```
D-RAM PERIOD
600        SEC
DATA VELOCITY
        YES
DATA +INTEG
        YES
DATA -INTEG
        YES
DATA AI1
        NO
DATA AI2
        NO

START TIME
10-23 18:20

OPERATION TIME
0010 00H 20M 00S
D-RAM SET OK
        YES

ZERO MODE
        AUT ZERO

CHECK
        NORMAL

10-23 18:1818
+0022.70 %   AI2
```

```
18:20+  0.021E 3M3/H 00R
      +00000 *M3     00R
      -00000 *M3     00R

18:30+  0.023E 3M3/H 00R
      +00001 *M3     00R
      -00000 *M3     00R

18:40+  0.026E 3M3/H 00R
      +00006 *M3     00R
      -00508 *M3     00R

18:50-  0.157E 3M3/H 00R
      +00006 *M3     00R
      -00823 *M3     00R

19:00+  0.054E 3M3/H 00R
      +00014 *M3     00R
      -00028 *M3     00R

19:10-  0.591E 3M3/H 00R
      +00014 *M3     00R
      -00081 *M3     00R

19:20-  0.526E 3M3/H 00R
      +00014 *M3     00R
      -00177 *M3     00R

19:30-  0.554E 3M3/H 00R
      +00014 *M3     00R
      -00265 *M3     00R

19:40-  0.534E 3M3/H 00R
      +00014 *M3     00R
      -00353 *M3     00R

19:50-  0.523E 3M3/H 00R
      +00014 *M3     00R
      -00444 *M3     00R

20:00-  0.518E 3M3/H 00R
      +00014 *M3     00R
      -00534 *M3     00R

20:10-  0.587E 3M3/H 00R
      +00014 *M3     00R
      -00629 *M3     00R

20:20-  0.596E 3M3/H 00R
      +00014 *M3     00R
      -00730 *M3     00R

20:30-  0.601E 3M3/H 00R
      +00014 *M3     00R
      -00828 *M3     00R

20:40-  0.587E 3M3/H 00R
      +00014 *M3     00R
      -00929 *M3     00R

20:50-  0.574E 3M3/H 00R
      +00014 *M3     00R
      -01026 *M3     00R

21:00-  0.596E 3M3/H 00R
      +00014 *M3     00R
      -01127 *M3     00R

21:10-  0.567E 3M3/H 00R
      +00014 *M3     00R
      -01224 *M3     00R
```

21:20- 0.574E 3M3/H 00R
+00014 *M3 00R
-01316 *M3 00R

21:30- 0.572E 3M3/H 00R
+00014 *M3 00R
-01410 *M3 00R

21:40- 0.592E 3M3/H 00R
+00014 *M3 00R
-01506 *M3 00R

21:50- 0.626E 3M3/H 00R
+00014 *M3 00R
-01611 *M3 00R

22:00- 0.594E 3M3/H 00R
+00014 *M3 00R
-01716 *M3 00R

22:10- 0.591E 3M3/H 00R
+00014 *M3 00R
-01815 *M3 00R

22:20- 0.611E 3M3/H 00R
+00014 *M3 00R
-01913 *M3 00R

22:30- 0.582E 3M3/H 00R
+00014 *M3 00R
-02018 *M3 00R

22:40- 0.597E 3M3/H 00R
+00014 *M3 00R
-02106 *M3 00R

22:50- 0.581E 3M3/H 00R
+00014 *M3 00R
-02203 *M3 00R

23:00- 0.612E 3M3/H 00R
+00014 *M3 00R
-02302 *M3 00R

23:10- 0.614E 3M3/H 00R
+00014 *M3 00R
-02404 *M3 00R

23:20- 0.592E 3M3/H 00R
+00014 *M3 00R
-02506 *M3 00R

23:30- 0.626E 3M3/H 00R
+00014 *M3 00R
-02607 *M3 00R

23:40- 0.582E 3M3/H 00R
+00014 *M3 00R
-02708 *M3 00R

23:50- 0.607E 3M3/H 00R
+00014 *M3 00R
-02809 *M3 00R

00:00- 0.621E 3M3/H 00R
+00014 *M3 00R
-02910 *M3 00R

00:10- 0.612E 3M3/H 00R
+00014 *M3 00R
-03011 *M3 00R

00:20- 0.569E 3M3/H 00R
+00014 *M3 00R
-03111 *M3 00R

00:30- 0.579E 3M3/H 00R
+00014 *M3 00R
-03212 *M3 00R

00:40- 0.587E 3M3/H 00R
+00014 *M3 00R
-03312 *M3 00R

00:50- 0.584E 3M3/H 00R
+00014 *M3 00R
-03411 *M3 00R

01:00- 0.606E 3M3/H 00R
+00014 *M3 00R
-03511 *M3 00R

01:10- 0.614E 3M3/H 00R
+00014 *M3 00R
-03611 *M3 00R

01:20- 0.617E 3M3/H 00R
+00014 *M3 00R
-03714 *M3 00R

01:30- 0.616E 3M3/H 00R
+00014 *M3 00R
-03817 *M3 00R

01:40- 0.616E 3M3/H 00R
+00014 *M3 00R
-03917 *M3 00R

01:50- 0.611E 3M3/H 00R
+00014 *M3 00R
-04016 *M3 00R

02:00- 0.594E 3M3/H 00R
+00014 *M3 00R
-04115 *M3 00R

02:10- 0.574E 3M3/H 00R
+00014 *M3 00R
-04214 *M3 00R

02:20- 0.566E 3M3/H 00R
+00014 *M3 00R
-04311 *M3 00R

02:30- 0.571E 3M3/H 00R
+00014 *M3 00R
-04407 *M3 00R

02:40- 0.569E 3M3/H 00R
+00014 *M3 00R
-04503 *M3 00R

02:50- 0.562E 3M3/H 00R
+00014 *M3 00R
-04599 *M3 00R

03:00- 0.567E 3M3/H 00R
+00014 *M3 00R
-04695 *M3 00R

03:10- 0.543E 3M3/H 00R
+00014 *M3 00R
-04790 *M3 00R

03:20- 0.514E 3M3/H 00R
+00014 *M3 00R
-04877 *M3 00R

03:30- 0.534E 3M3/H 00R
+00014 *M3 00R
-04966 *M3 00R

03:40- 0.539E 3M3/H 00R
+00014 *M3 00R
-05061 *M3 00R

03:50- 0.550E 3M3/H 00R
+00014 *M3 00R
-05157 *M3 00R

04:00- 0.512E 3M3/H 00R
+00014 *M3 00R
-05242 *M3 00R

04:10- 0.523E 3M3/H 00R
+00014 *M3 00R
-05342 *M3 00R

04:20- 0.531E 3M3/H 00R
+00014 *M3 00R
-05431 *M3 00R

04:30- 0.501E 3M3/H 00R
+00014 *M3 00R
-05512 *M3 00R

04:40- 0.488E 3M3/H 00R
+00014 *M3 00R
-05605 *M3 00R

04:50- 0.519E 3M3/H 00R
+00014 *M3 00R
-05689 *M3 00R

05:00- 0.488E 3M3/H 00R
+00014 *M3 00R
-05774 *M3 00R

05:10- 0.488E 3M3/H 00R
+00014 *M3 00R
-05853 *M3 00R

05:20- 0.486E 3M3/H 00R
+00014 *M3 00R
-05933 *M3 00R

05:30- 0.450E 3M3/H 00R
+00014 *M3 00R
-06011 *M3 00R

05:40- 0.405E 3M3/H 00R
+00014 *M3 00R
-06086 *M3 00R

05:50- 0.411E 3M3/H 00R
+00014 *M3 00R
-06154 *M3 00R

06:00- 0.390E 3M3/H 00R
+00014 *M3 00R
-06222 *M3 00R

06:10- 0.393E 3M3/H 00R
+00014 *M3 00R
-06289 *M3 00R

06:20- 0.378E 3M3/H 00R
+00014 *M3 00R
-06351 *M3 00R

06:30- 0.340E 3M3/H 00R
+00014 *M3 00R
-06405 *M3 00R

06:40+ 0.318E 3M3/H 00R
+00029 *M3 00R
-06429 *M3 00R

06:50+ 0.310E 3M3/H 00R
+00051 *M3 00R
-06429 *M3 00R

07:00+ 0.289E 3M3/H 00R
+00105 *M3 00R
-06403 *M3 00R

07:10+ 0.297E 3M3/H 00R
+00179 *M3 00R
-06428 *M3 00R

```
07:30+  0.292E 3M3/H 00R
      +00229 *M3      00R
      -06420 *M3      00R

07:35+  0.227E 3M3/H 00R
      +00274 *M3      00R
      -06420 *M3      00R

07:40+  0.243E 3M3/H 00R
      +00318 *M3      00R
      -06420 *M3      00R

07:50+  0.204E 3M3/H 00R
      +00362 *M3      00R
      -06420 *M3      00R

08:00+  0.234E 3M3/H 00R
      +00399 *M3      00R
      -06420 *M3      00R

08:10+  0.269E 3M3/H 00R
      +00439 *M3      00R
      -06420 *M3      00R

08:20+  0.208E 3M3/H 00R
      +00477 *M3      00R
      -06420 *M3      00R

08:30+  0.215E 3M3/H 00R
      +00512 *M3      00R
      -06420 *M3      00R

08:40+  0.541E 3M3/H 00R
      +00579 *M3      00R
      -06420 *M3      00R

08:50+  0.067E 3M3/H 00R
      +00633 *M3      00R
      -06420 *M3      00R

09:00+  0.292E 3M3/H 00R
      +00682 *M3      00R
      -06420 *M3      00R

09:10+  1.690E 3M3/H 00R
      +00824 *M3      00R
      -06420 *M3      00R

09:20+  0.944E 3M3/H 00R
      +01058 *M3      00R
      -06420 *M3      00R

09:30+  0.964E 3M3/H 00R
      +01191 *M3      00R
      -06420 *M3      00R
```

DATA OF WATER PRESSURE (kg/cm2)

LOWER POINT

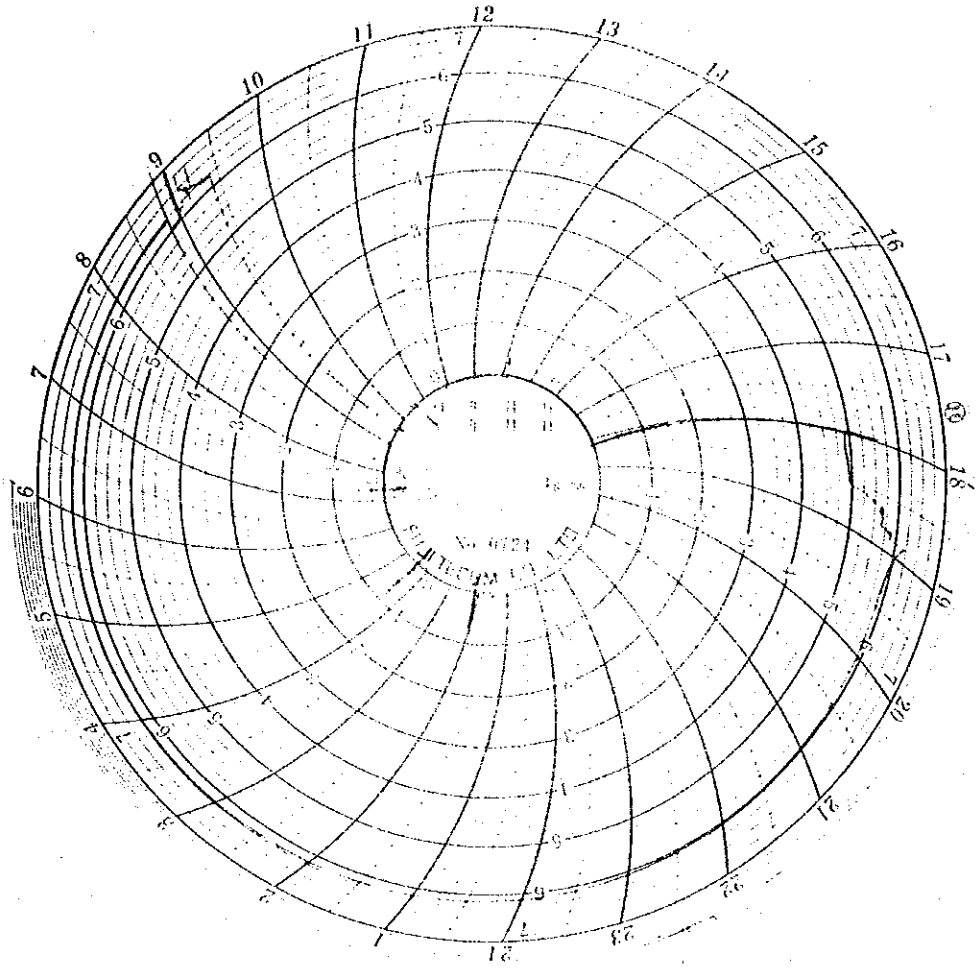

# 4. CRT DISPLAY PICTURE OF EXISTING CSS

# EL SOCORRO - PICTON SYSTEM

PICTURE PAGE # -

12:53:52
14-NOV-89
FROZEN

PAGE 1

EL SOCORRO - PICTON SYSTEM.

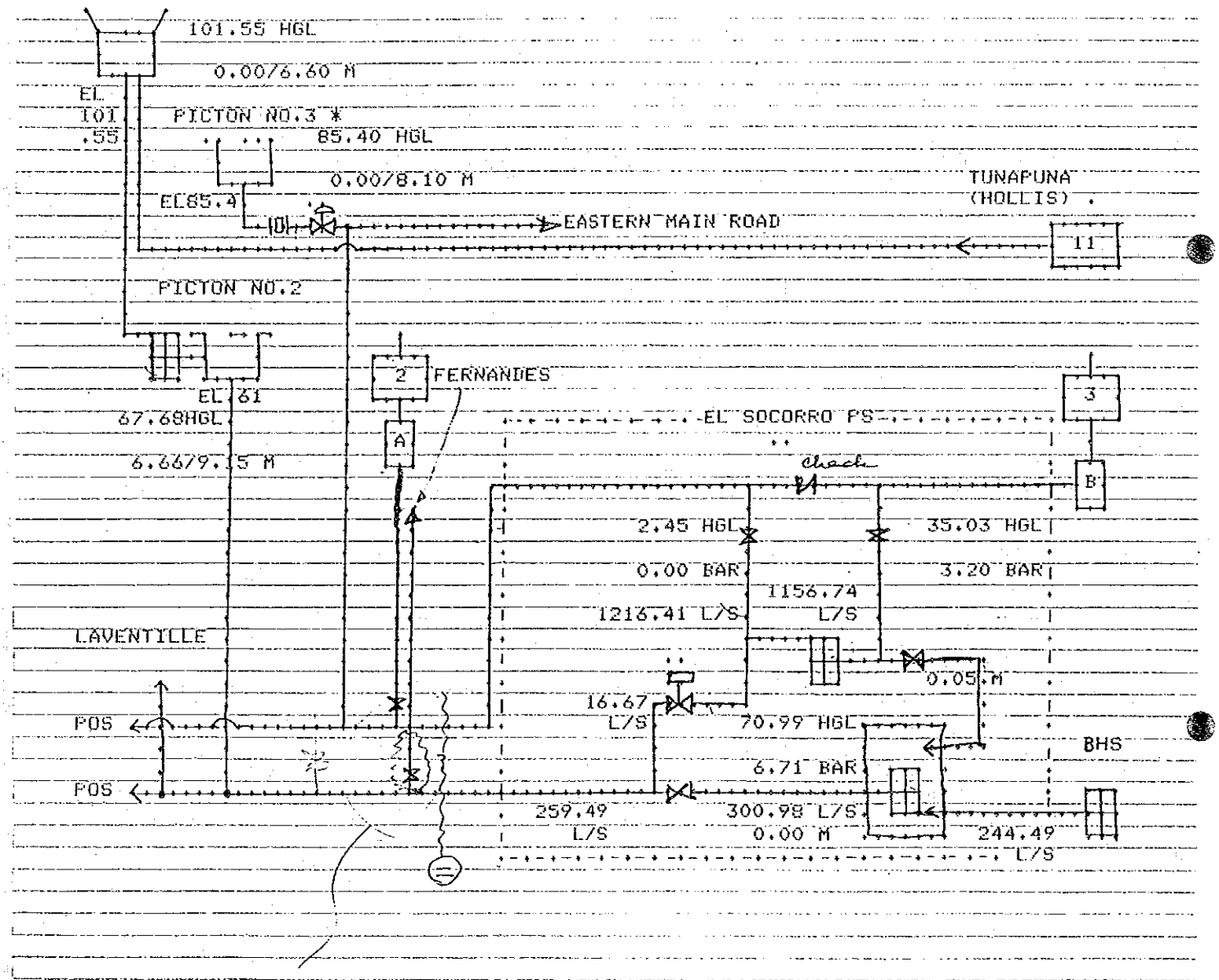


which is correct?
(page 26)

11:33:05
21-NOV-89

| POINT | DESCRIPTION | PARAMETER | INITIAL | FROZEN |
|---|---|---|---|---|
| *** LT.K1 | PICTON I RESERVOIR LEVEL | SCAN VALUE | 0.00 METRE | *** |
| !!! LT.K2 | PICTON II RESERVOIR LEVEL | SCAN VALUE | 1.59 METRE | !!! |




DO YOU WANT TO PLOT ADDITIONAL POINTS (CR=NO) -

11:35:46
21-NOV-89

| POINT | DESCRIPTION | PARAMETER | INITIALFROZEN |
|---|---|---|---|
| &&& LT.DD1 | PICTON III RESERVOIR LEVEL | SCAN VALUE | 0.68 METRE &&& |

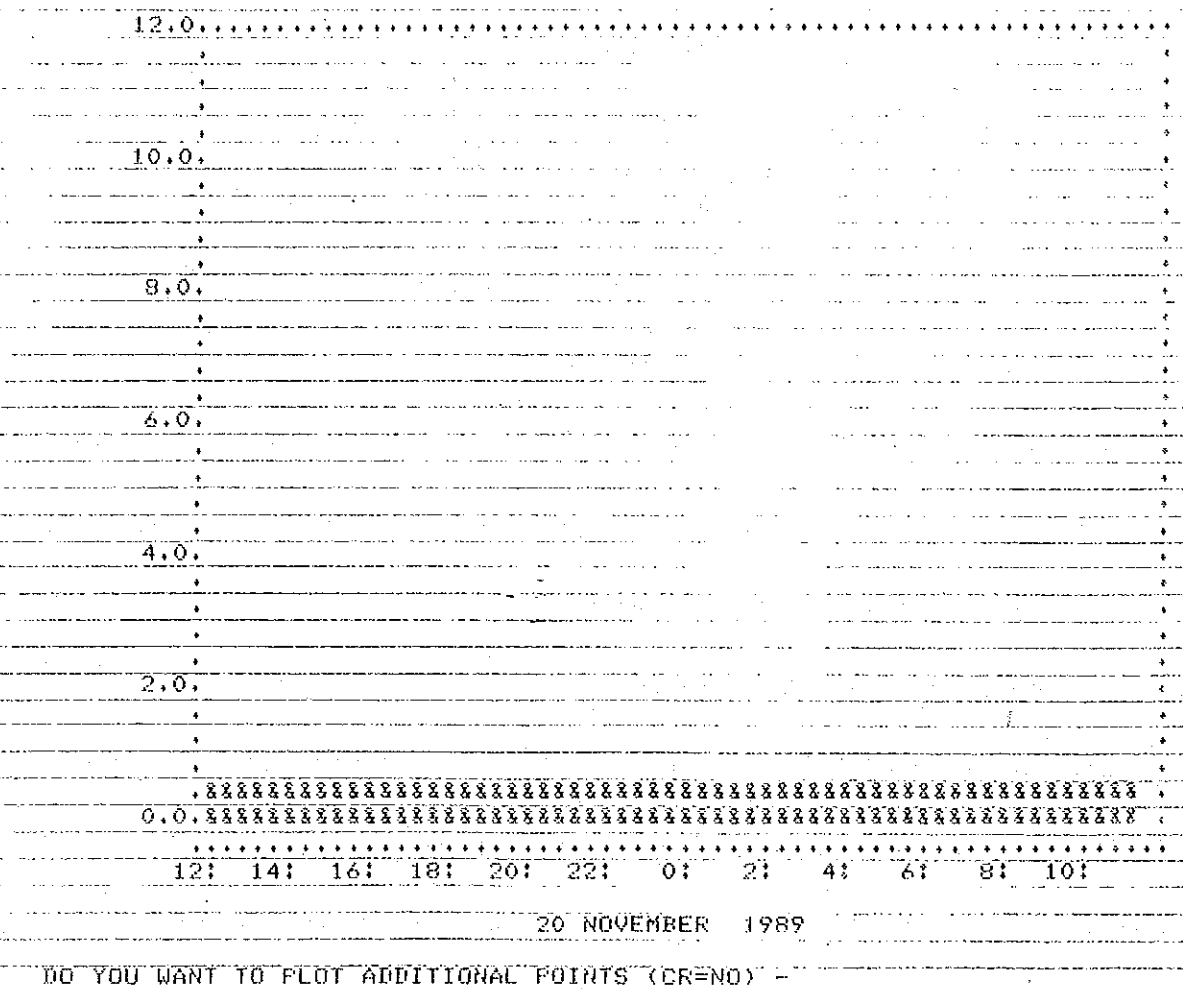


DO YOU WANT TO PLOT ADDITIONAL POINTS (CR=NO) -

10:52:53
24-NOV-89

| POINT | DESCRIPTION | PARAMETER | INITIAL | FROZEN |
|---|---|---|---|---|
| *** LT.DD1 | PICTON III RESERVOIR LEVEL | SCAN VALUE | 0.00 METRE | *** |
| !!! LT.EE1 | MALICK RESERVOIR LEVEL | SCAN VALUE | 5.21 METRE | !!! |

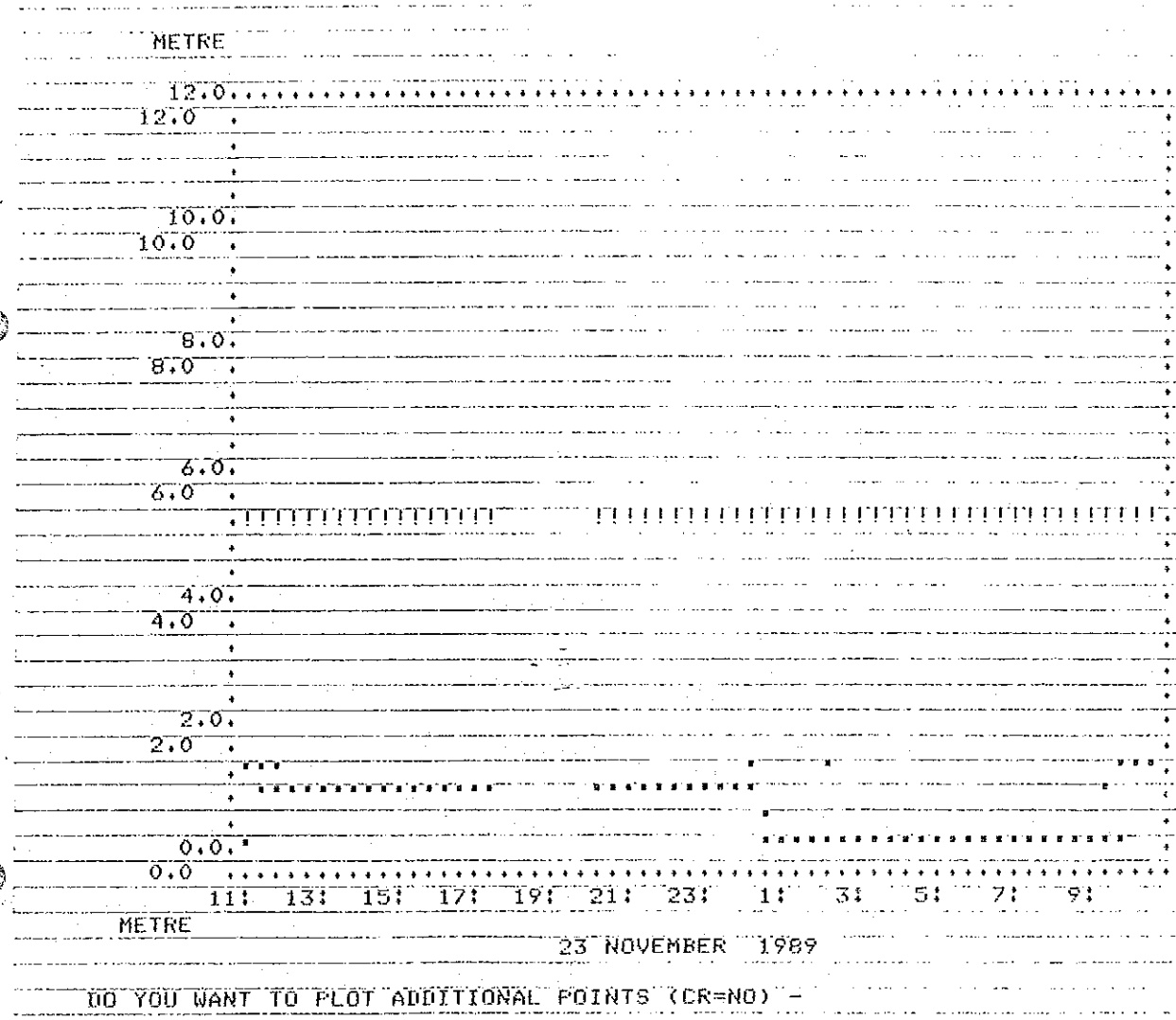


DO YOU WANT TO PLOT ADDITIONAL POINTS (CR=NO) -

10:50:09
24-NOV-89

| POINT | DESCRIPTION | PARAMETER | INITIALFROZEN |
|---|---|---|---|
| *** LT.K1 | PICTON I RESERVOIR LEVEL | SCAN VALUE | 0.00 METRE *** |
| !!! LT.K2 | PICTON II RESERVOIR LEVEL | SCAN VALUE | 2.52 METRE !!! |

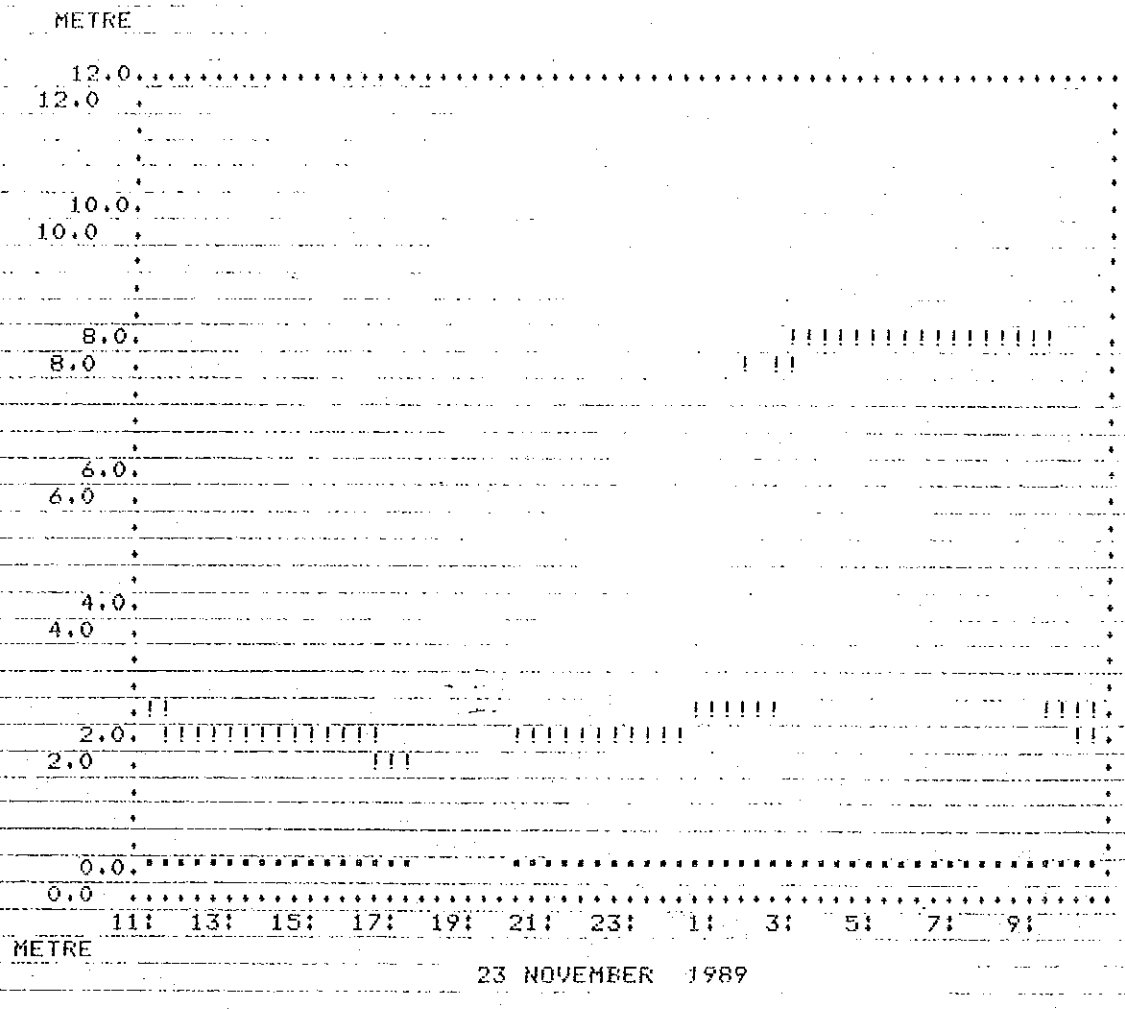


23 NOVEMBER 1989

DO YOU WANT TO PLOT ADDITIONAL POINTS (CR=NO) -

10:55:10
24-NOV-89

| POINT | DESCRIPTION | PARAMETER | INITIAL | FROZEN |
|---|---|---|---|---|
| *** LITKHN | KNAGGS HILL N RESERVOIR LEVEL | SCAN VALUE | 9.04 METRE | *** |
| !!! LITKHS | KNAGGS HILL S RESERVOIR LEVEL | SCAN VALUE | 8.26 METRE | !!! |

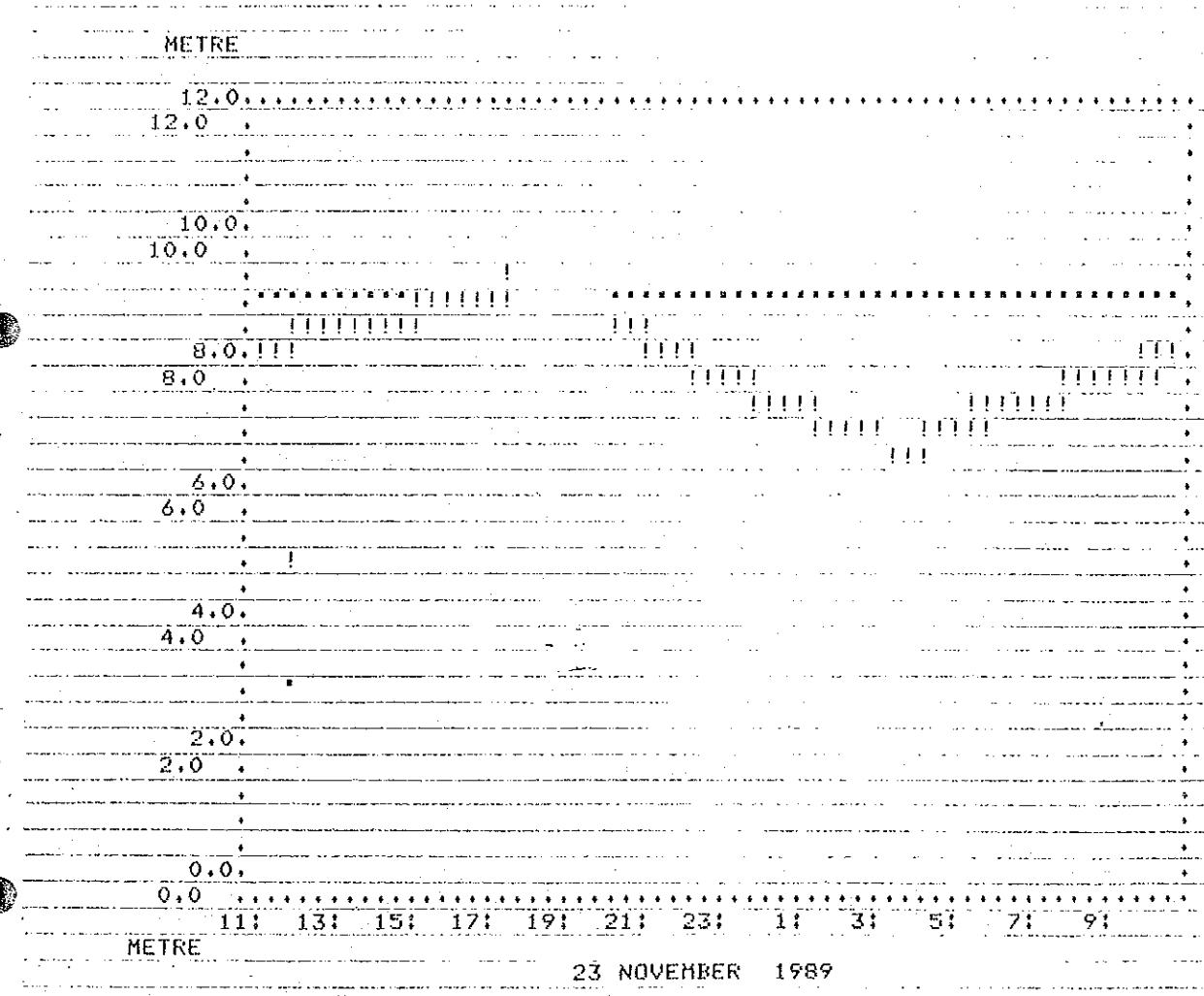


23 NOVEMBER 1989

DO YOU WANT TO PLOT ADDITIONAL POINTS (CR=NO) -

VALSAYN SYSTEM

PICTURE PAGE 1 -

12:54:44
14-NOV-89
FROZEN

PAGE 2

. VALSAYN SYSTEM .

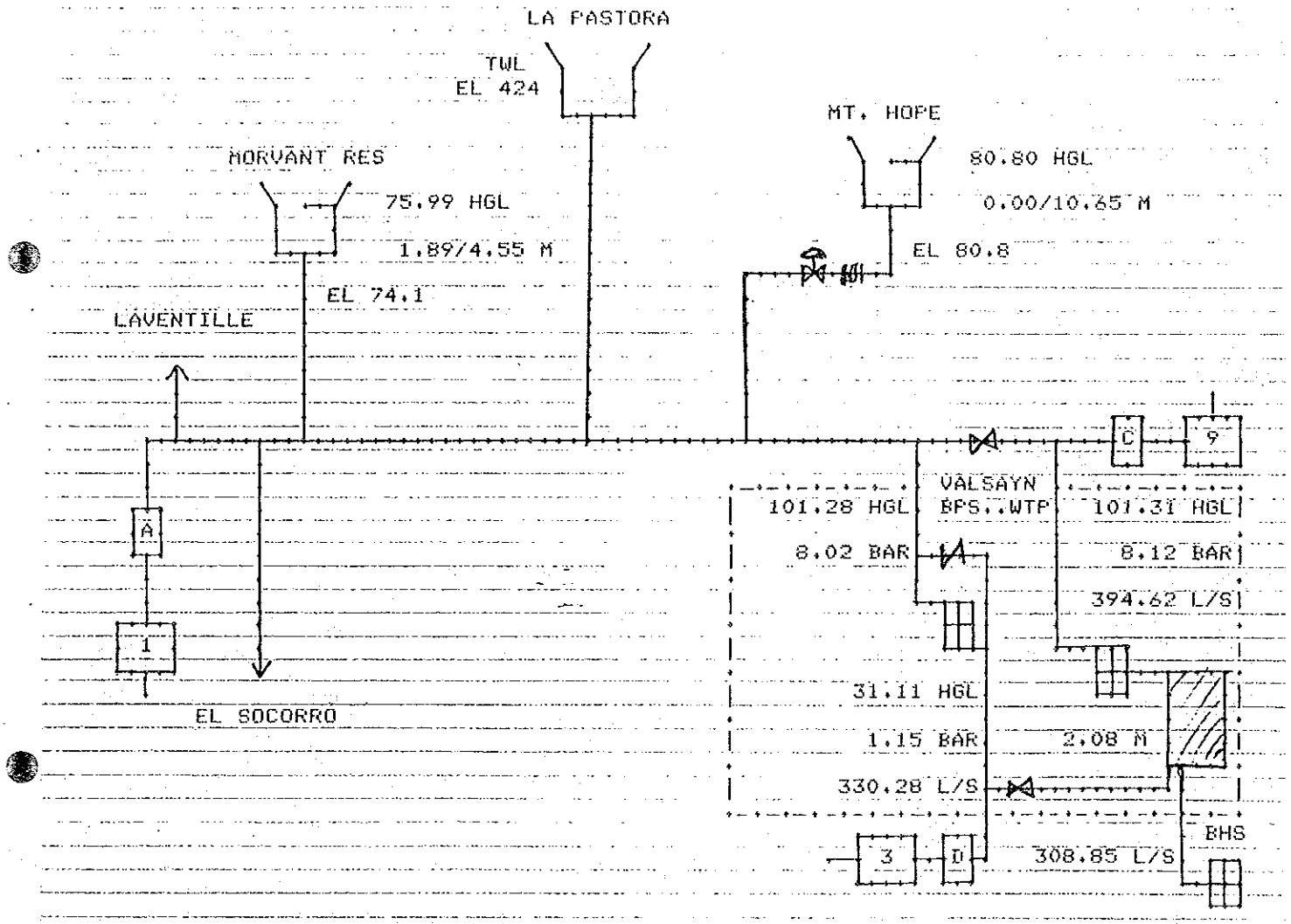

10:39:57
24-NOV-89

| POINT | DESCRIPTION | PARAMETER | INITIAL | FROZEN |
|---|---|---|---|---|
| *** PT.AA1 | VALSAYN WW PRS TO MT HOPE RES | SCAN VALUE | 7.14 BAR | *** ✓ |
| !!! PT.AA2 | VALSAYN WW IN PRS FR CARONI WTP | SCAN VALUE | 1.01 BAR | !!! ✓ |

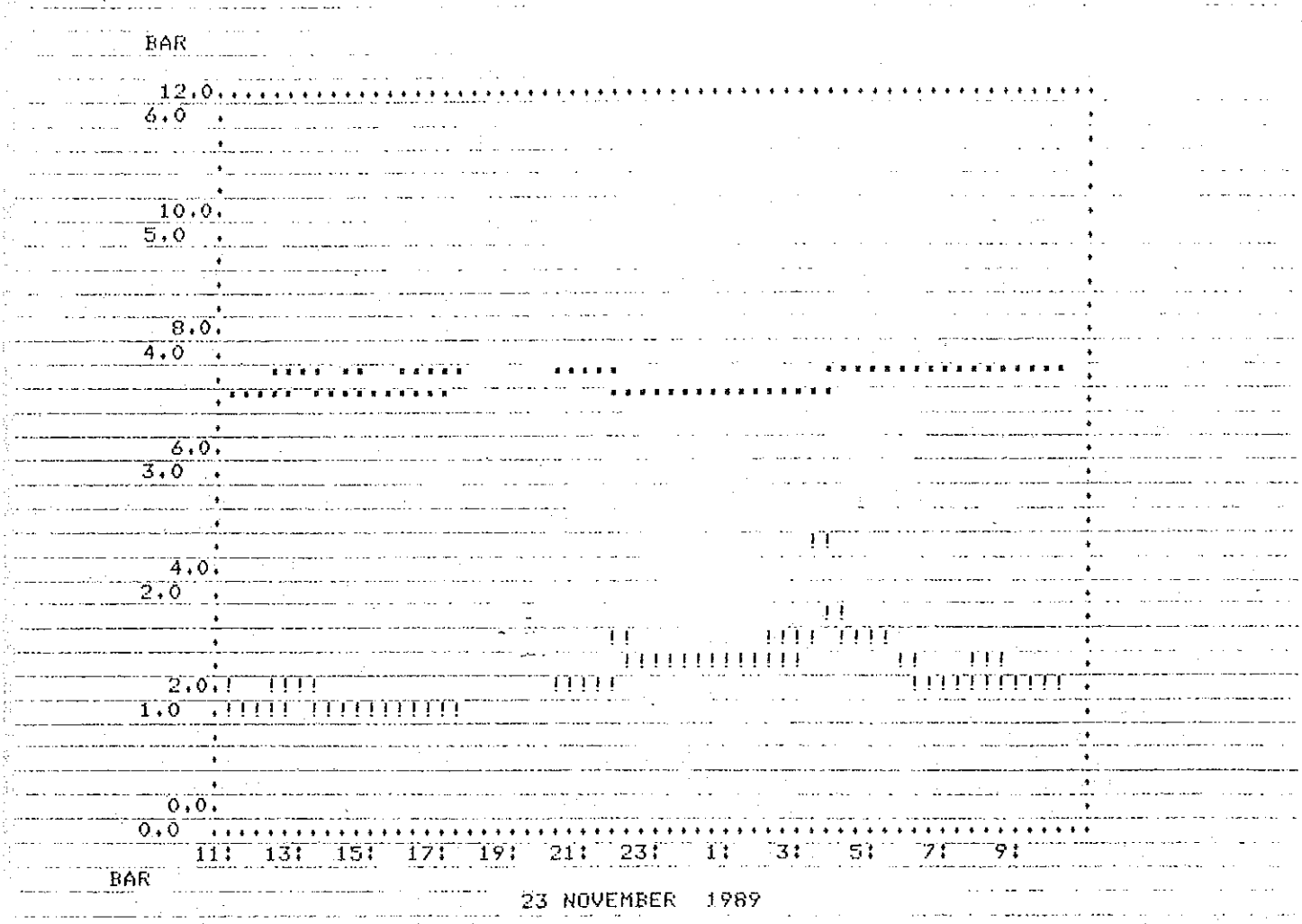


DO YOU WANT TO PLOT ADDITIONAL POINTS (CR=NO) -

10:42:58
24-NOV-89

| POINT | DESCRIPTION | PARAMETER | INITIAL | FROZEN |
|---|---|---|---|---|
| *** FY.AA2SQ | VALSAYN WW IN FLOW FR CARONI WTP | SCAN VALUE | 398.95 L/S | *** ✓ |
| !!! PT.AA4 | VALSAYN WW PRS TO ST AUG RES | SCAN VALUE | 8.00 BAR | !!! ✓ |

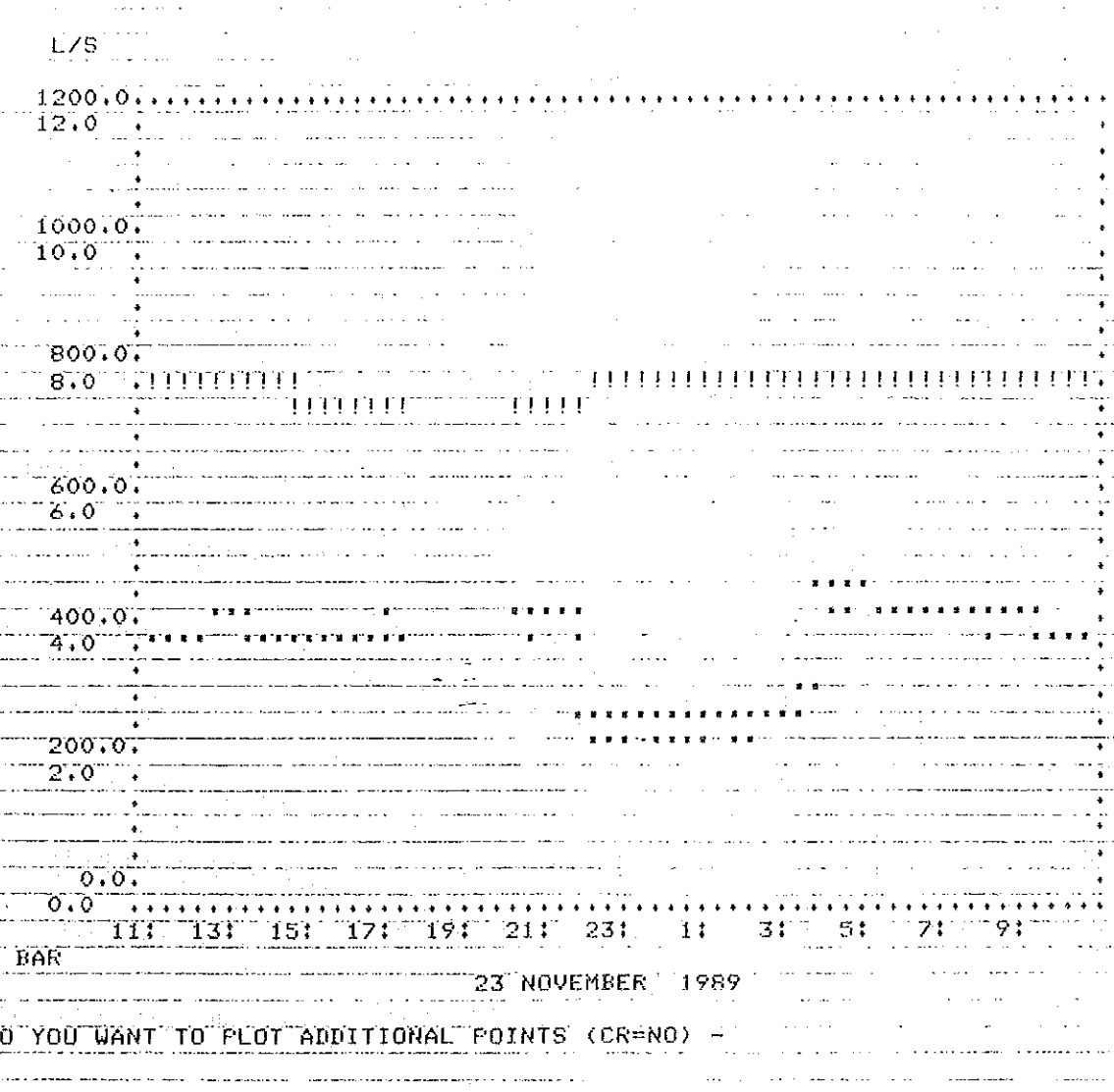


23 NOVEMBER 1989

DO YOU WANT TO PLOT ADDITIONAL POINTS (CR=NO) -

10:46:00
24-NOV-89

| POINT | DESCRIPTION | PARAMETER | INITIALFROZEN |
|---|---|---|---|
| *** FY.AA4SQ | VALSAYN WW OUT FLW TO ST AUG RES | SCAN VALUE | 303.33 L/S *** |
| !!! LT.AA5 | VALSAYN WW CLEAR WELL LEVEL | SCAN VALUE | 1.80 METRE !!! |

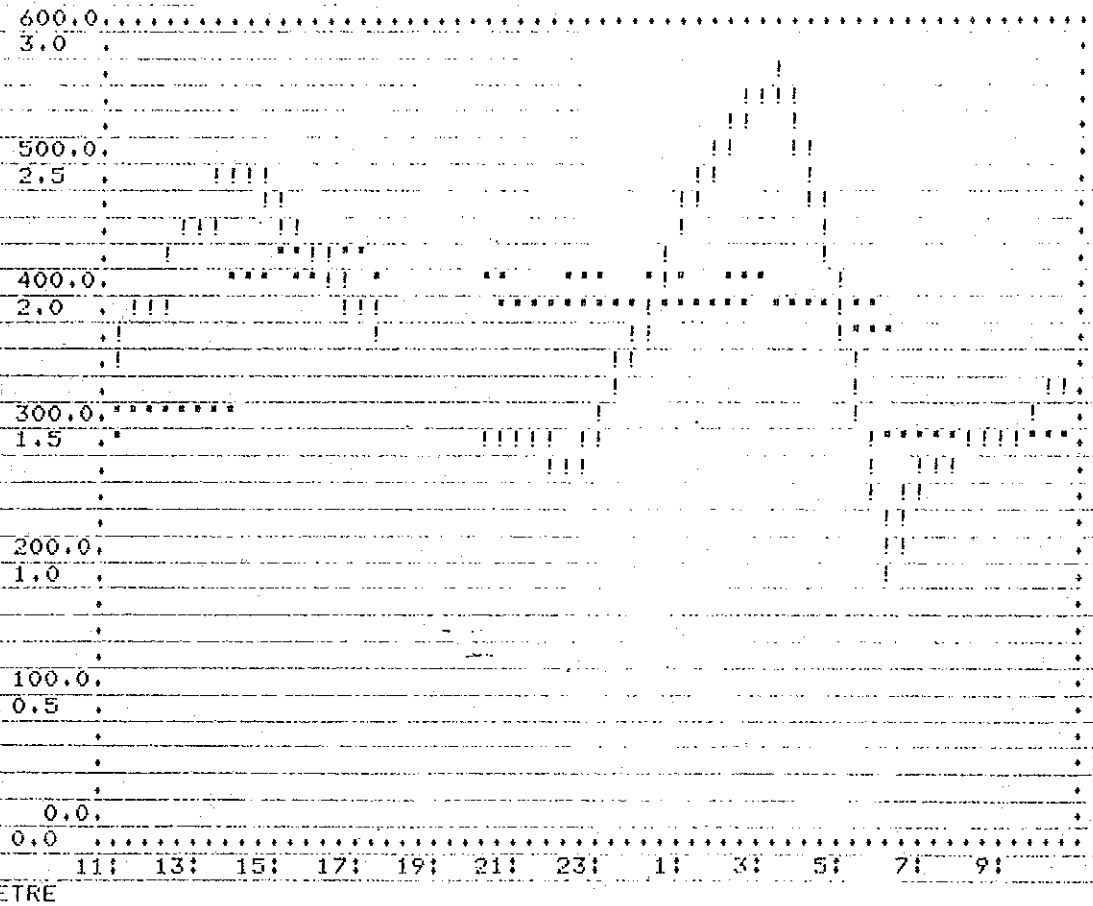


23 NOVEMBER 1989

DO YOU WANT TO PLOT ADDITIONAL POINTS (CR=NO) -

10:47:42
24-NOV-89

| POINT | DESCRIPTION | PARAMETER | INITIAL | FROZEN |
|---|---|---|---|---|
| &&& FY.AA7SQ | VALSAYN BPS WELL FIELD FLOW | SCAN VALUE | 301.67 L/S | &&& |

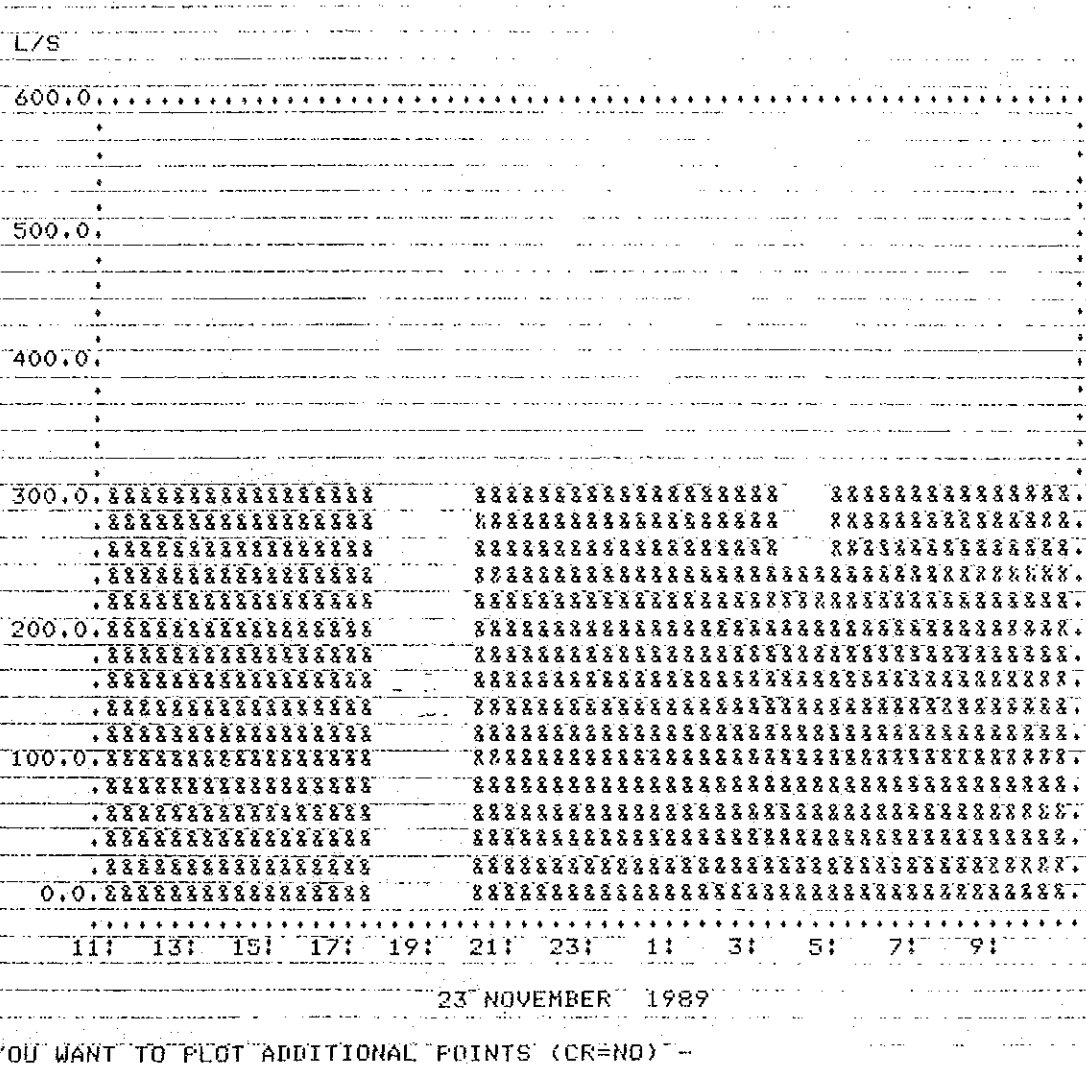


23 NOVEMBER 1989

DO YOU WANT TO PLOT ADDITIONAL POINTS (CR=NO) -

CARONI WTP - MALICK SYSTEM

PICTURE PAGE # -

12:55:28
14-NOV-89
FROZEN

PAGE 3

CARONI WTP - MALICK SYSTEM

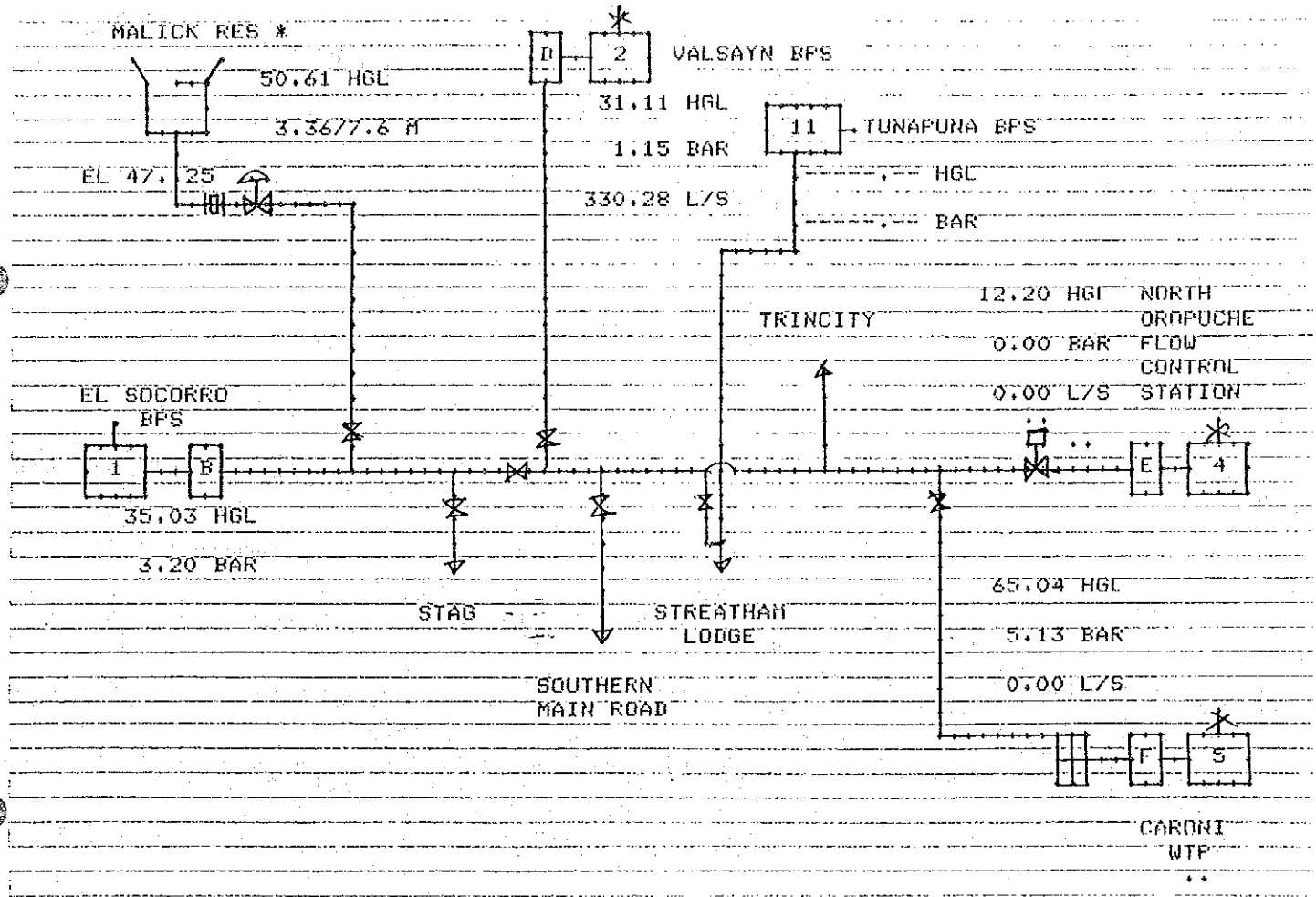

```
                                                                    11:45:57
                                                                    21-NOV-89
    POINT    DESCRIPTION                          PARAMETER        INITIALFROZEN
&&& LT.EE1   MALICK RESERVOIR LEVEL               SCAN VALUE          2.21 METRE &&&

    METRE
    12.0.......................................................................
        :                                                                     :
        :                                                                     :
        :                                                                     :
        :                                                                     :
    10.0:                                                                     :
        :                                                                     :
        :                                                                     :
        :                                                                     :
        :                                                                     :
     8.0:                                                                     :
        :                                                                     :
        :                                                                     :
        :                                                                     :
        :                                                                     :
     6.0:                                                                     :
        :                                                                     :
        :                                                                     :
        :                                                                     :
        :                                                                     :
     4.0:                                                                     :
        :                                                                     :
        :                                                                     :
        :                                                                     :
        :                                                                     :
     2.0:&&&&&&&&&&&&&&&&&&&&&&&&&&&&&&&&&&&&&&&&&&&&&&&&&&&&&&&&&&&&&&&&&&&:
        :&&&&&&&&&&&&&&&&&&&&&&&&&&&&&&&&&&&&&&&&&&&&&&&&&&&&&&&&&&&&&&&&&&&:
        :&&&&&&&&&&&&&&&&&&&&&&&&&&&&&&&&&&&&&&&&&&&&&&&&&&&&&&&&&&&&&&&&&&&:
        :&&&&&&&&&&&&&&&&&&&&&&&&&&&&&&&&&&&&&&&&&&&&&&&&&&&&&&&&&&&&&&&&&&&:
        :&&&&&&&&&&&&&&&&&&&&&&&&&&&&&&&&&&&&&&&&&&&&&&&&&&&&&&&&&&&&&&&&&&&:
     0.0:&&&&&&&&&&&&&&&&&&&&&&&&&&&&&&&&&&&&&&&&&&&&&&&&&&&&&&&&&&&&&&&&&&&:
        :.......................................................................
          12:  14:  16:  18:  20:  22:   0:   2:   4:   6:   8:  10:

                                20 NOVEMBER 1989

DO YOU WANT TO PLOT ADDITIONAL POINTS (CR=NO) =
```

NORTH OROPOUCHE SYSTEM

PICTURE PAGE # -

10:23:06
16-NOV-89
FROZEN

PAGE 4

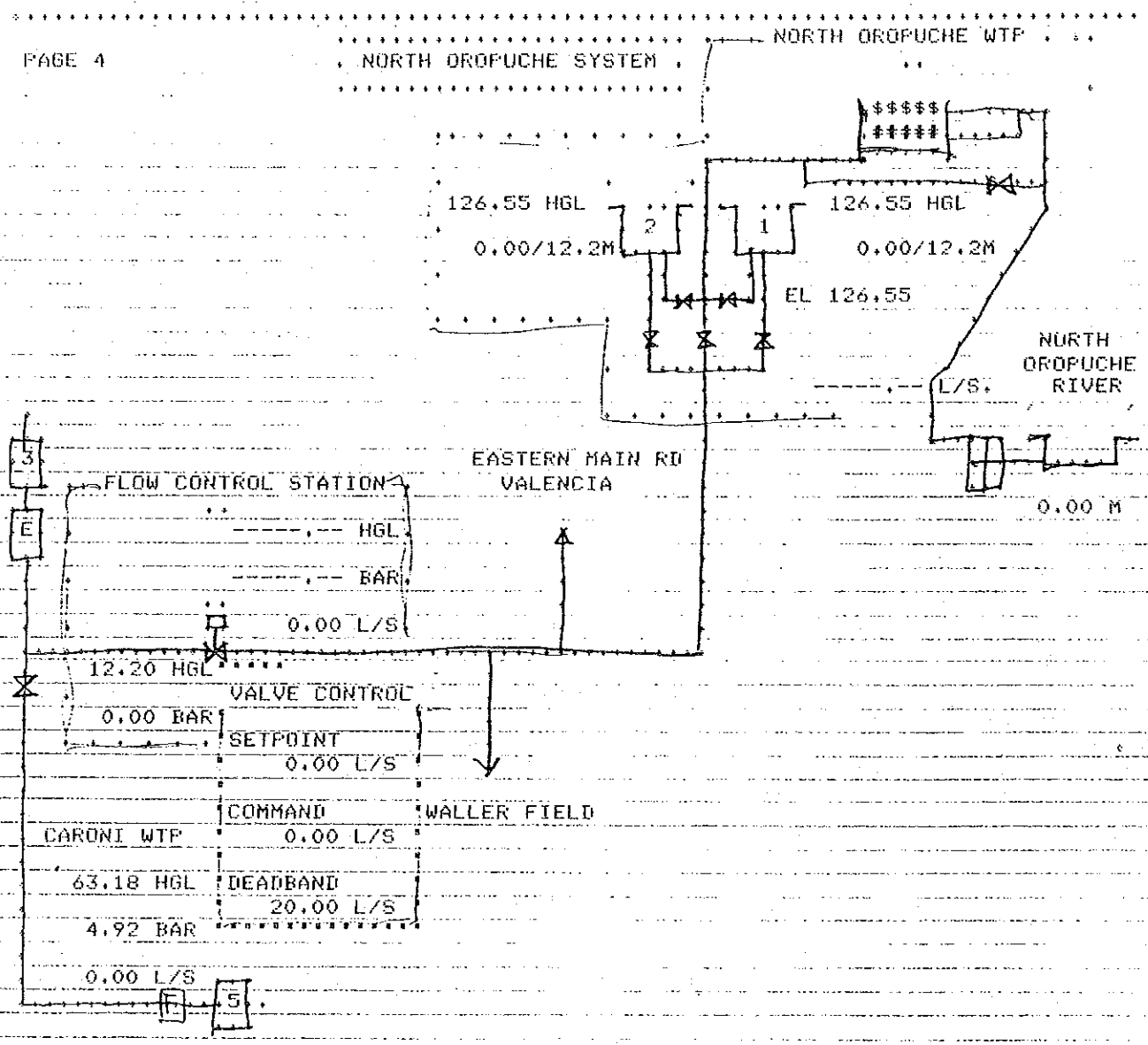

CARONI - ARENA SYSTEM

PICTURE PAGE # -

12:57:50
14-NOV-89
FROZEN

PAGE 5

. CARONI - ARENA SYSTEM .

RAIN: 0.00 MM
0.00
ARENA RES
0.00M M3
1.00 HGL
0.00 M

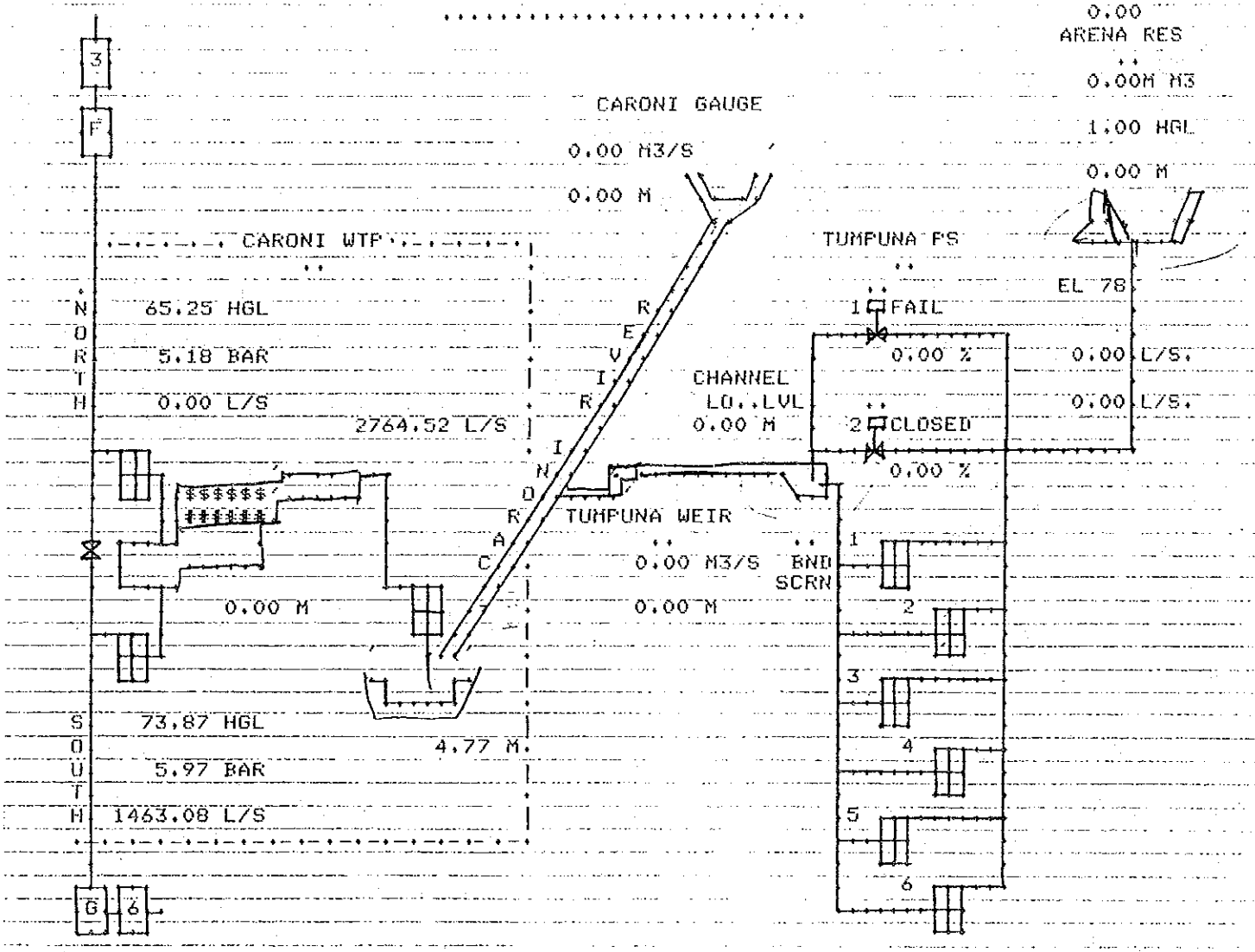

10:02:00
24-NOV-89

| POINT | DESCRIPTION | PARAMETER | INITIAL | FROZEN |
|---|---|---|---|---|
| &&& FT.F6 | CARONI WTP S PIPE OUT PRESSURE | SCAN VALUE | 6.04 BAR | &&& |

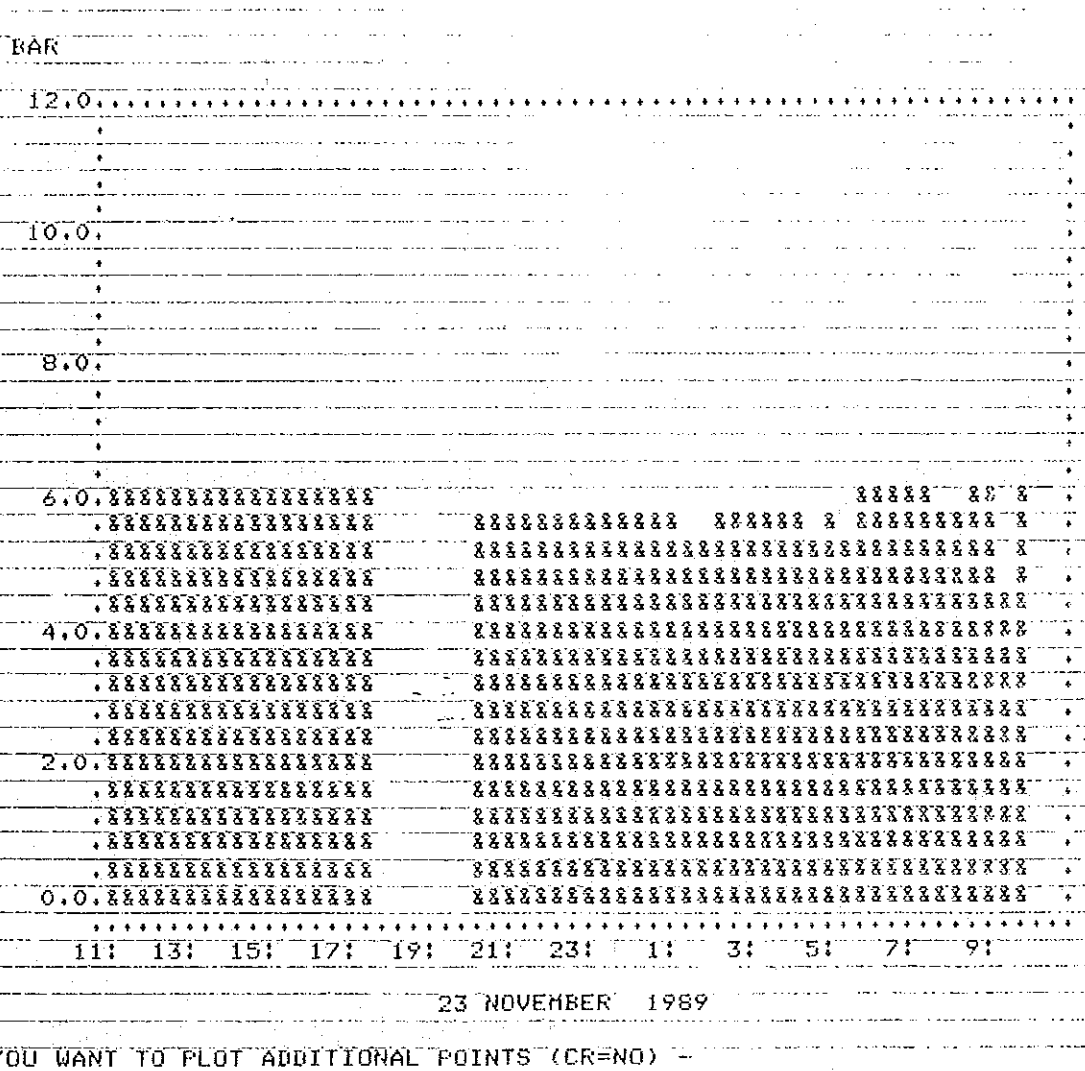


23 NOVEMBER 1989

DO YOU WANT TO PLOT ADDITIONAL POINTS (CR=NO) -

10:03:57
24-NOV-89

| POINT | DESCRIPTION | PARAMETER | INITIAL | FROZEN |
|---|---|---|---|---|
| &&& FY.F4 | CARONI WTP N PIPE OUT FLOW | SCAN VALUE | 0.00 L/S | &&& |

DO YOU WANT TO PLOT ADDITIONAL POINTS (CR=NO) -

10:05:29
24-NOV-89

| POINT | DESCRIPTION | PARAMETER | INITIAL | FROZEN |
|---|---|---|---|---|
| &&& PT.F3 | CARONI WTP N PIPE OUT PRESSURE | SCAN VALUE | 4.86 BAR | &&& |

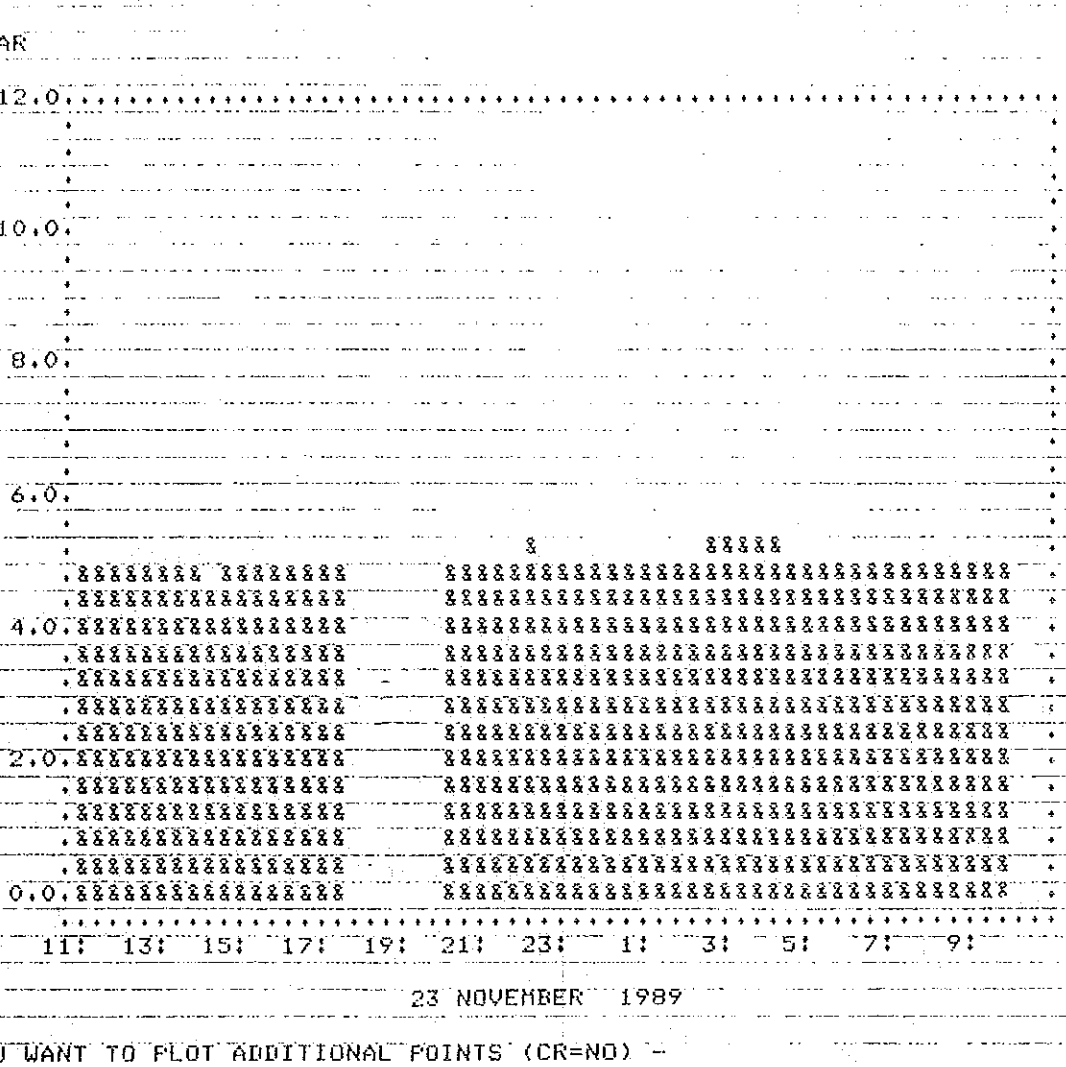


23 NOVEMBER 1989

DO YOU WANT TO PLOT ADDITIONAL POINTS (CR=NO) -

10:06:55
24-NOV-89

| POINT | DESCRIPTION | PARAMETER | INITIAL | FROZEN |
|---|---|---|---|---|
| &&& FY.F5 | CARONI WTP S PIPE OUT FLOW | SCAN VALUE | 1431.54 L/S | &&& |

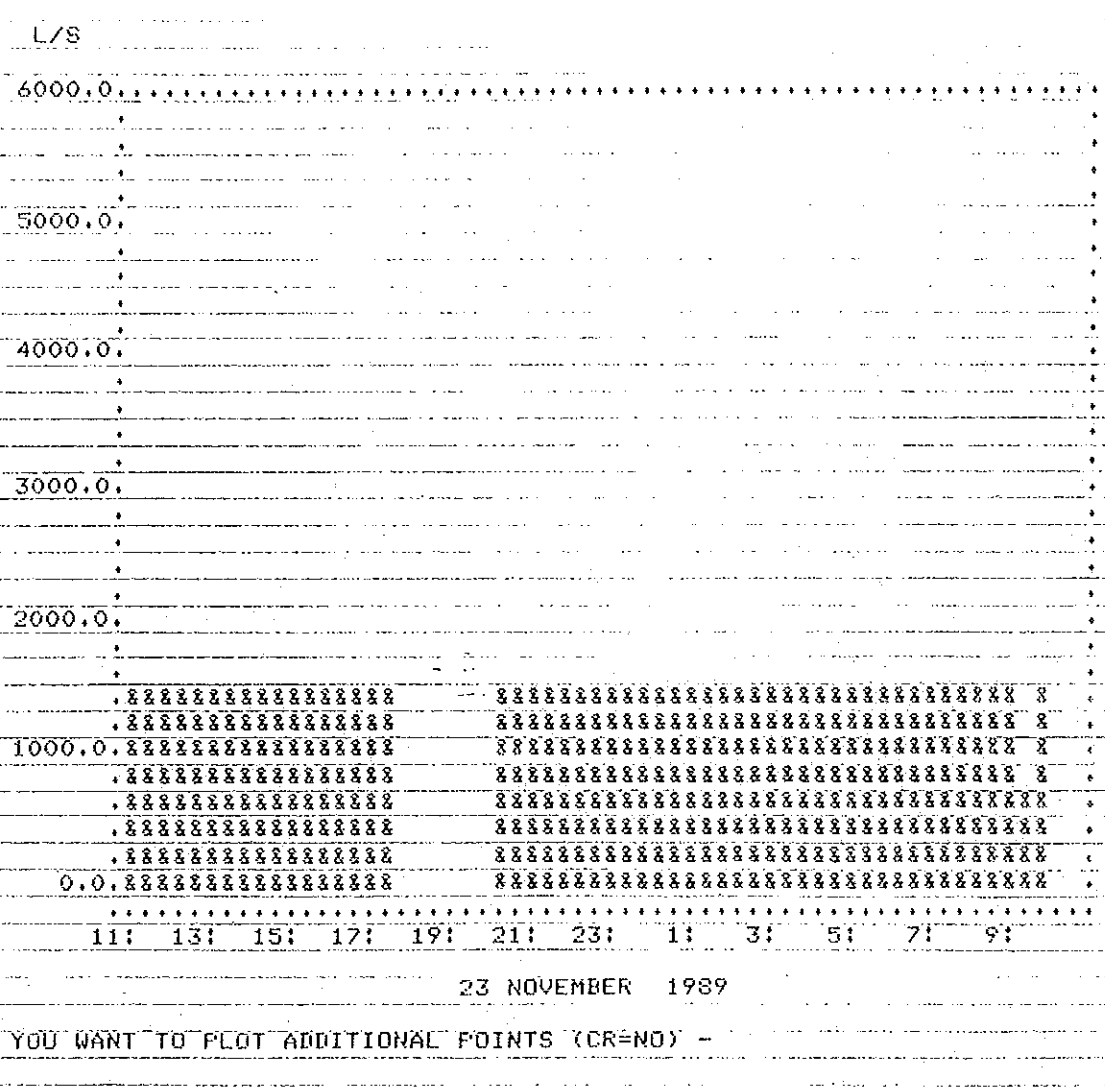


23 NOVEMBER 1989

DO YOU WANT TO PLOT ADDITIONAL POINTS (CR=NO) -

10:08:52
24-NOV-89

| POINT | DESCRIPTION | PARAMETER | INITIAL | FROZEN |
|---|---|---|---|---|
| &&& LT.A1 | CARONI WTP RIVER LEVEL | SCAN VALUE | 6.61 METRE | &&& |

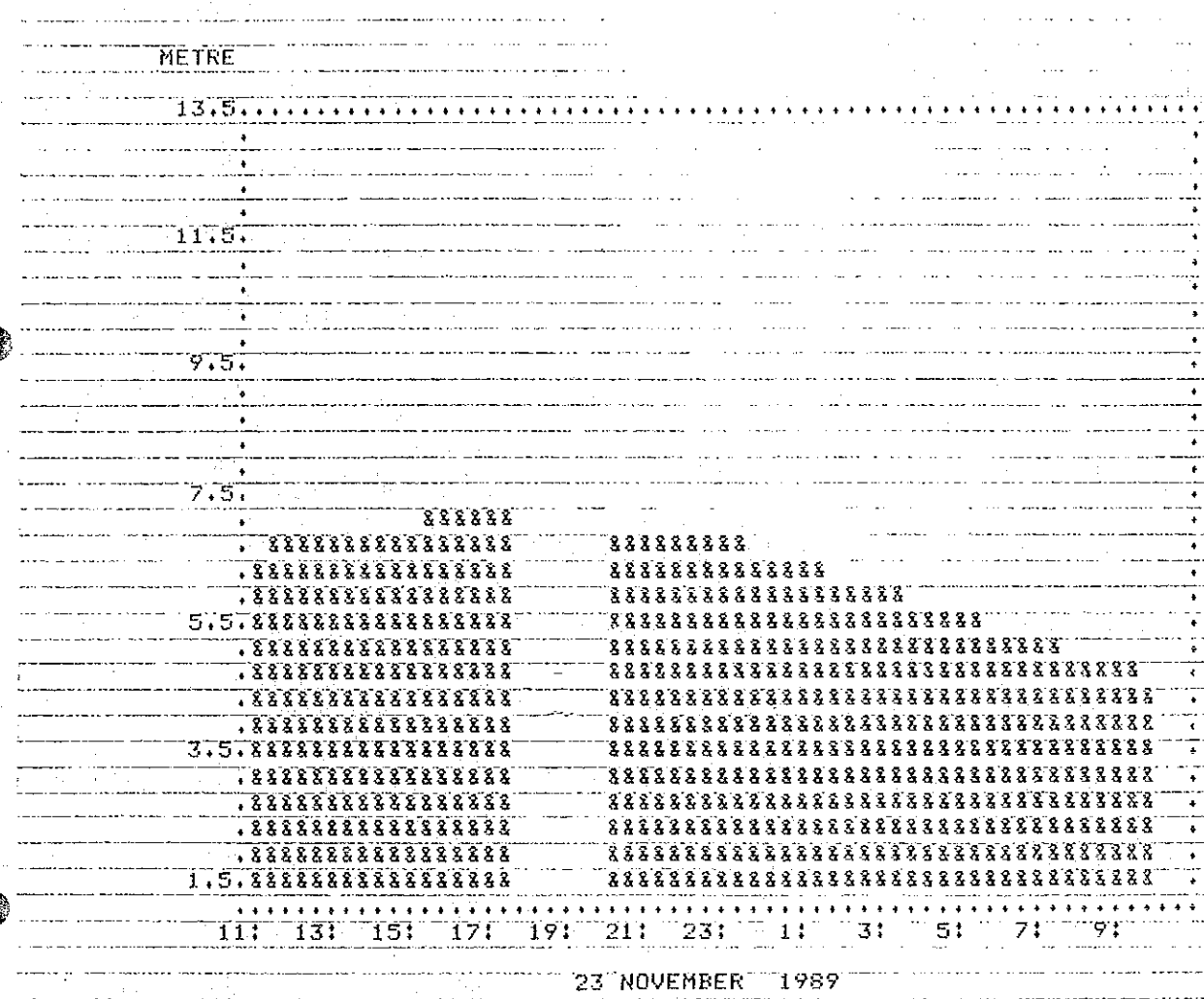


23 NOVEMBER 1989

DO YOU WANT TO PLOT ADDITIONAL POINTS (CR=NO) -

10:10:20
24-NOV-89

| POINT | DESCRIPTION | PARAMETER | INITIALFROZEN |
|---|---|---|---|
| &&& FY.B2 | CARONI WTF RAW WATER FLOW | SCAN VALUE | 2834.93 L/S &&& |

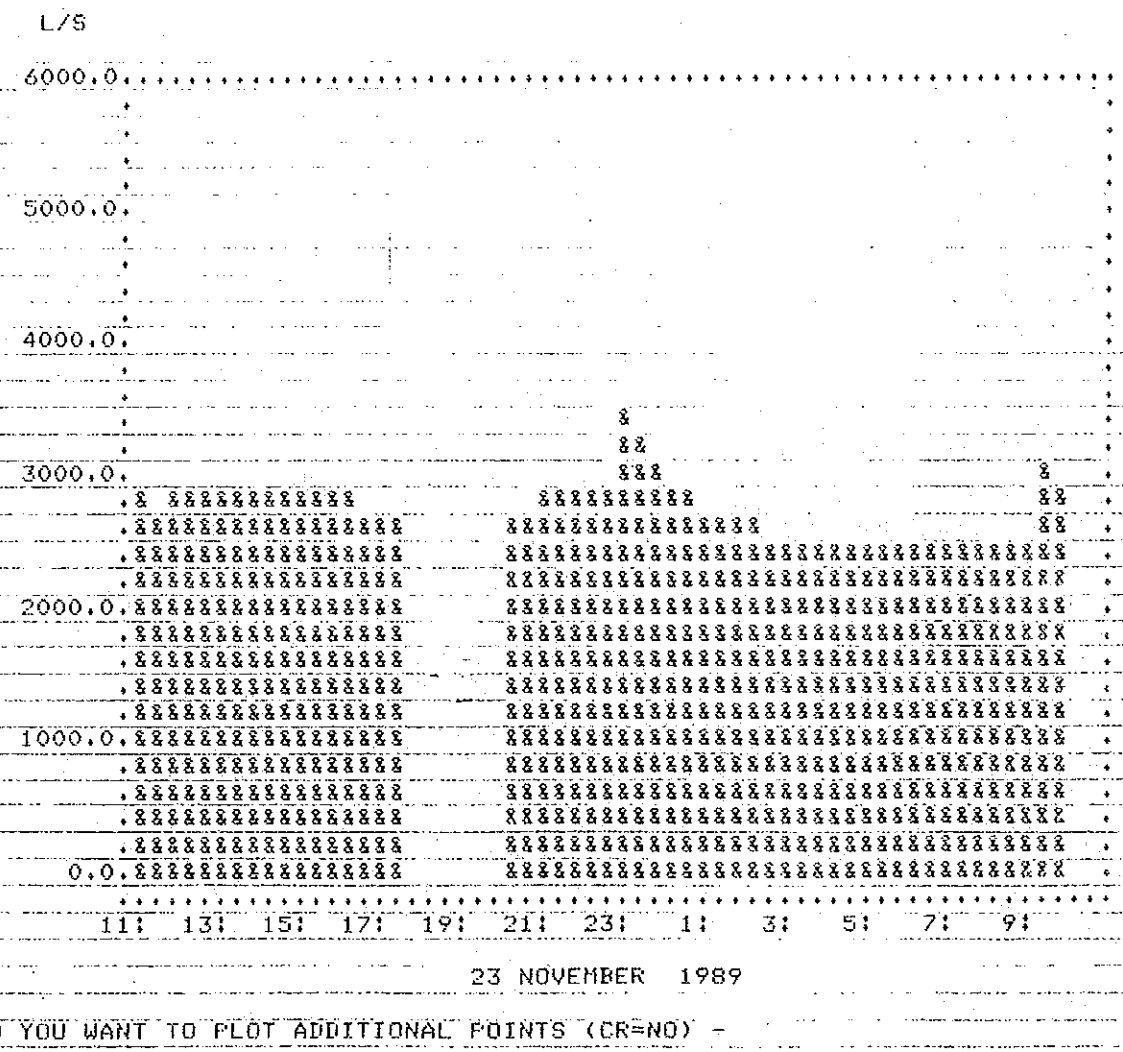


23 NOVEMBER 1989

DO YOU WANT TO PLOT ADDITIONAL POINTS (CR=NO) -

10:11:43
24-NOV-89

| POINT | DESCRIPTION | PARAMETER | INITIAL | FROZEN |
|---|---|---|---|---|
| &&& LT.E1 | CARONI WTP CLEARWELL LEVEL | SCAN VALUE | 3.06 METRE | &&& |

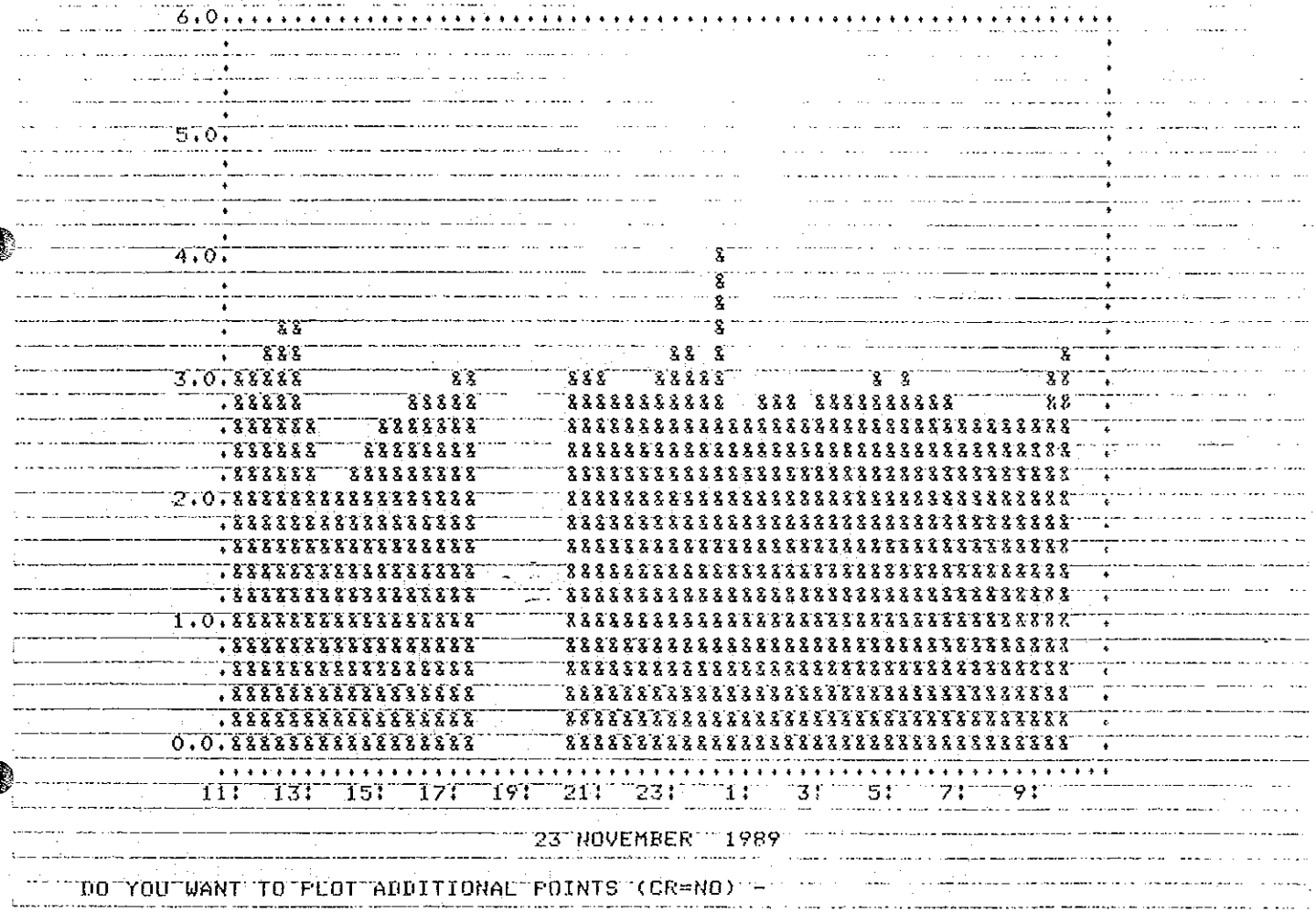


23 NOVEMBER 1989

DO YOU WANT TO PLOT ADDITIONAL POINTS (CR=NO) -

```
                                                                    10:12:59
                                                                    24-NOV-89
   POINT    DESCRIPTION                          PARAMETER        INITIALFROZEN
   ////////////////////////////////////////////////////////////////////////////////
&&& LITA1    ARENA RESERVOIR LEVEL               SCAN VALUE          0.00 METRE &&&


   METRE
     30.0.......................................................................
         :                                                                     :
         :                                                                     :
     25.0.                                                                     :
         :                                                                     :
         :                                                                     :
         :                                                                     :
     20.0.                                                                     :
         :                                                                     :
         :                                                                     :
         :                                                                     :
     15.0.                                                                     :
         :                                                                     :
         :                                                                     :
         :                                                                     :
     10.0.                                                                     :
         :                                                                     :
         :                                                                     :
         :                                                                     :
      5.0.                                                                     :
         :                                                                     :
         :                                                                     :
         :                                                                     :
      0.0.%%%%%%%%%%%%%%%%%%%%      %%%%%%%%%%%%%%%%%%%%%%%%%%%%%%%%%%%%%%%%%%%%.
         ...........................................................................
          11:  13:  15:  17:  19:  21:  23:   1:   3:   5:   7:   9:

                                23 NOVEMBER  1989

   DO YOU WANT TO PLOT ADDITIONAL POINTS (CR=NO) -
```

```
                                                                    10:14:37
                                                                    24-NOV-89
  POINT    DESCRIPTION                          PARAMETER        INITIALFROZEN
  ////////////////////////////////////////////////////////////////////////////////
  &&& LY.B1PFI TUMPUNA RIVER WEIR LEVEL          SCAN VALUE        0.00 METRE &&&

  METRE
  120.0.....................................................................
      :                                                                    :
      :                                                                    :
      :                                                                    :
  100.0.                                                                   :
      :                                                                    :
      :                                                                    :
      :                                                                    :
   80.0.                                                                   :
      :                                                                    :
      :                                                                    :
      :                                                                    :
   60.0.                                                                   :
      :                                                                    :
      :                                                                    :
      :                                                                    :
   40.0.                                                                   :
      :                                                                    :
      :                                                                    :
      :                                                                    :
   20.0.                                                                   :
      :                                                                    :
      :                                                                    :
      :                                                                    :
    0.0.&&&&&&&&&&&&&&&&&&&&&&&&&&&&&&&&&&&&&&&&&&&&&&&&&&&&&&&&&&&&&&&&&&&
      ......................................................................
        11:  13:  15:  17:  19:  21:  23:  1:  3:  5:  7:  9:

                                 23 NOVEMBER 1989

  DO YOU WANT TO PLOT ADDITIONAL POINTS (CR=NO) -
```

10:34:22
24-NOV-89

| POINT | DESCRIPTION | PARAMETER | INITIALFROZEN |
|---|---|---|---|
| &&& LT.C2 | TUMPUNA PS CHANNEL LEVEL | SCAN VALUE | 0.00 METRE &&& |

```
METRE
 12.0.....................................................................
     :                                                                   :
     :                                                                   :
     :                                                                   :
 10.0.                                                                   :
     :                                                                   :
     :                                                                   :
     :                                                                   :
  8.0.                                                                   :
     :                                                                   :
     :                                                                   :
     :                                                                   :
  6.0.                                                                   :
     :                                                                   :
     :                                                                   :
     :                                                                   :
  4.0.                                                                   :
     :                                                                   :
     :                                                                   :
     :                                                                   :
  2.0.                                                                   :
     :                                                                   :
     :                                                                   :
     :                                                                   :
  0.0.&&&&&&&&&&&&&&&&&&&&      &&&&&&&&&&&&&&&&&&&&&&&&&&&&&&&&&&&&&&&&.
     :.......................................................................
       11:  13:  15:  17:  19:  21:  23:   1:   3:   5:   7:   9:
```

23 NOVEMBER 1989

DO YOU WANT TO PLOT ADDITIONAL POINTS (CR=NO) -

```
                                                                    10:32:35
                                                                    24-NOV-89
   POINT    DESCRIPTION                          PARAMETER        INITIALFROZEN
   ////////////////////////////////////////////////////////////////////////////////
   &&& ZY.C4.1R TUMPUNA FS VALVE 1 POSITION      SCAN VALUE          0.00 PERCNT&&&


      PERCNT
      120.0.......................................................................
            :                                                                    :
            :                                                                    :
            :                                                                    :
            :                                                                    :
      100.0.                                                                     :
            :                                                                    :
            :                                                                    :
            :                                                                    :
            :                                                                    :
       80.0.                                                                     :
            :                                                                    :
            :                                                                    :
            :                                                                    :
            :                                                                    :
       60.0.                                                                     :
            :                                                                    :
            :                                                                    :
            :                                                                    :
            :                                                                    :
       40.0.                                                                     :
            :                                                                    :
            :                                                                    :
            :                                                                    :
            :                                                                    :
       20.0.                                                                     :
            :                                                                    :
            :                                                                    :
            :                                                                    :
            :                                                                    :
        0.0.&&&&&&&&&&&&&&&&&&&&      &&&&&&&&&&&&&&&&&&&&&&&&&&&&&&&&&&&&&&&&&&&.
            ......................................................................
             11:  13:  15:  17:  19:  21:  23:   1:   3:   5:   7:   9:

                                   23 NOVEMBER  1989

   DO YOU WANT TO PLOT ADDITIONAL POINTS (CR=NO) -
```

10:30:40
24-NOV-89

| POINT | DESCRIPTION | PARAMETER | INITIAL | FROZEN |
|---|---|---|---|---|
| &&& ZY.C4.2R | TUMPUNA PS VALVE 2 POSITION | SCAN VALUE | 0.00 | PERCNT&&& |

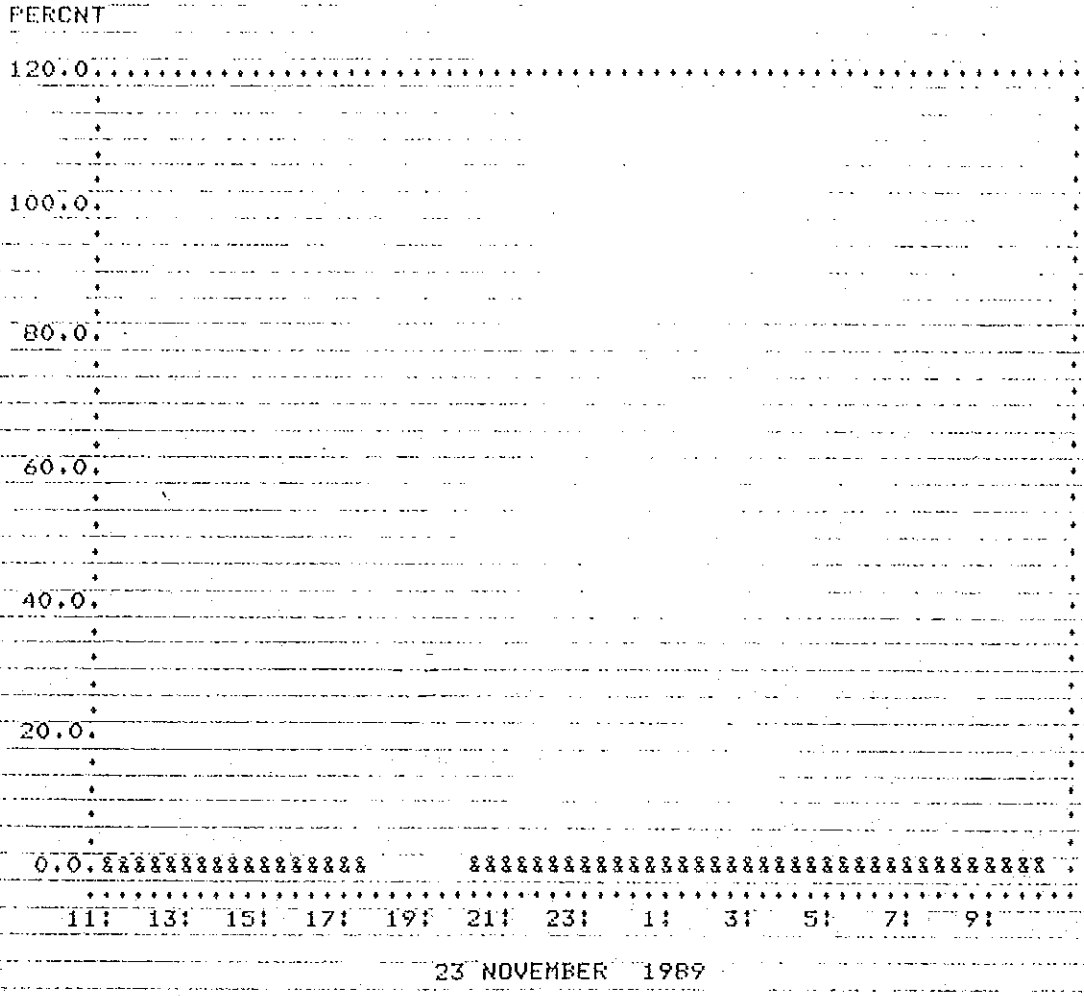


23 NOVEMBER 1989

DO YOU WANT TO PLOT ADDITIONAL POINTS (CR=NO) -

10:27:57
24-NOV-89

| POINT | DESCRIPTION | PARAMETER | INITIAL | FROZEN |
|---|---|---|---|---|
| &&& FY.C6.IQ | TUMPUNA PS FLOW TO RIVER | SCAN VALUE | 0.00 L/S | &&& |

```
L/S
6000.0.....................................................................
      :                                                                  :
      :                                                                  :
      :                                                                  :
      :                                                                  :
5000.0.                                                                  :
      :                                                                  :
      :                                                                  :
      :                                                                  :
      :                                                                  :
4000.0.                                                                  :
      :                                                                  :
      :                                                                  :
      :                                                                  :
      :                                                                  :
3000.0.                                                                  :
      :                                                                  :
      :                                                                  :
      :                                                                  :
      :                                                                  :
2000.0.                                                                  :
      :                                                                  :
      :                                                                  :
      :                                                                  :
      :                                                                  :
1000.0.                                                                  :
      :                                                                  :
      :                                                                  :
      :                                                                  :
      :                                                                  :
  0.0.&&&&&&&&&&&&&&&&&&&&&&&&&&&&&&&&&&&&&&&&&&&&&&&&&&&&&&&&&&&&&&&&&&&.
      ..................................................................
        11:  13:  15:  17:  19:  21:  23:   1:   3:   5:   7:   9:
```

23 NOVEMBER 1989

DO YOU WANT TO PLOT ADDITIONAL POINTS (CR=NO) -

10:22:28
24-NOV-89

| POINT | DESCRIPTION | PARAMETER | INITIALFROZEN |
|---|---|---|---|
| &&& FY.C6.2Q | TUMPUNA PS FLOW TO RESERVOIR | SCAN VALUE | 0.00 L/S &&& |

```
L/S
6000.0.
        :
        :
        :
5000.0.
        :
        :
        :
4000.0.
        :
        :
        :
3000.0.
        :
        :
        :
2000.0.
        :
        :
        :
1000.0.
        :
        :
        :
   0.0.&&&
```

CARONI WTP - SAN FERNANDO SYSTEM

PICTURE PAGE # -

12:58:40
14-NOV-89
FROZEN

PAGE 6

. CARONI W.T.P. - SAN FERNANDO SYSTEM .

. LEGEND

. CARONI/SAN FERNANDO LOG

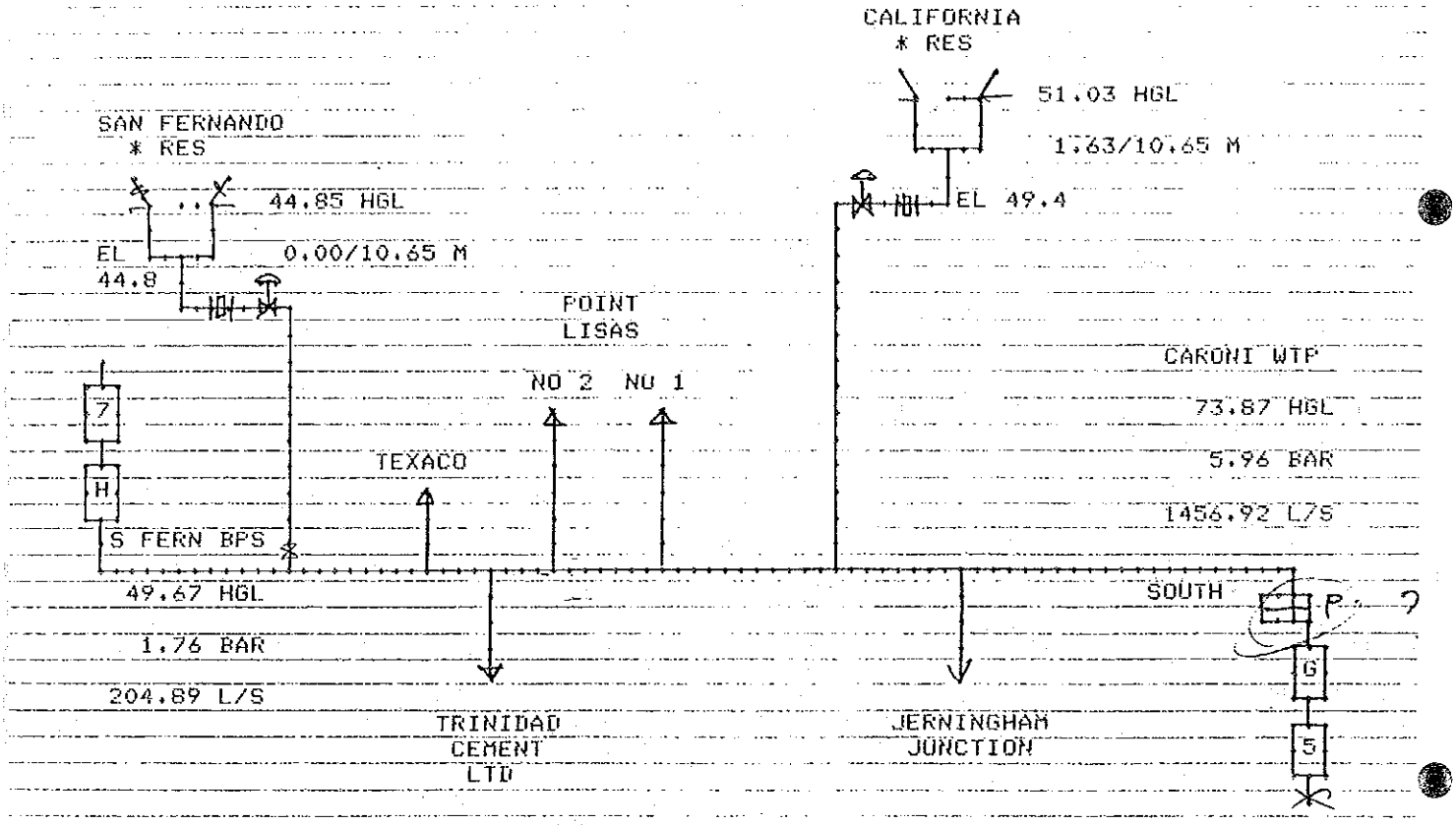

SAN FERNANDO - MARYAT SYSTEM

PICTURE PAGE # -

12:59:38
14-NOV-89
FROZEN

PAGE 7

SAN FERNANDO-MARRYAT SYSTEM.

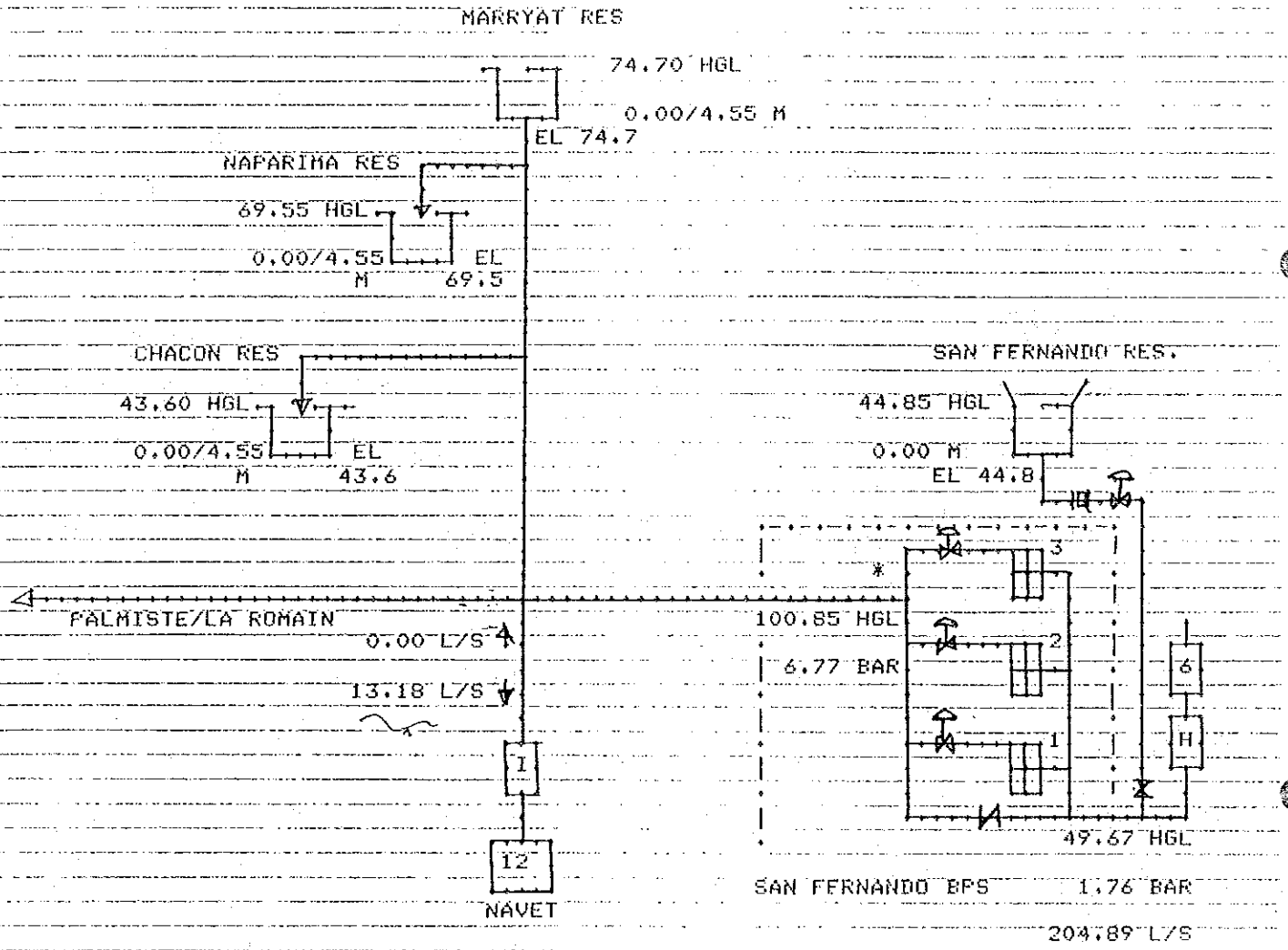

11:14:15
24-NOV-89

| POINT | DESCRIPTION | PARAMETER | INITIAL | FROZEN |
|---|---|---|---|---|
| *** LT.HH1 | SAN FERNANDO RESERVOIR LEVEL | SCAN VALUE | 1.34 METRE | *** |
| !!! PT.CC2 | S FER BPS IN PRES FR CARONI WTP | SCAN VALUE | 1.42 BAR | !!! |

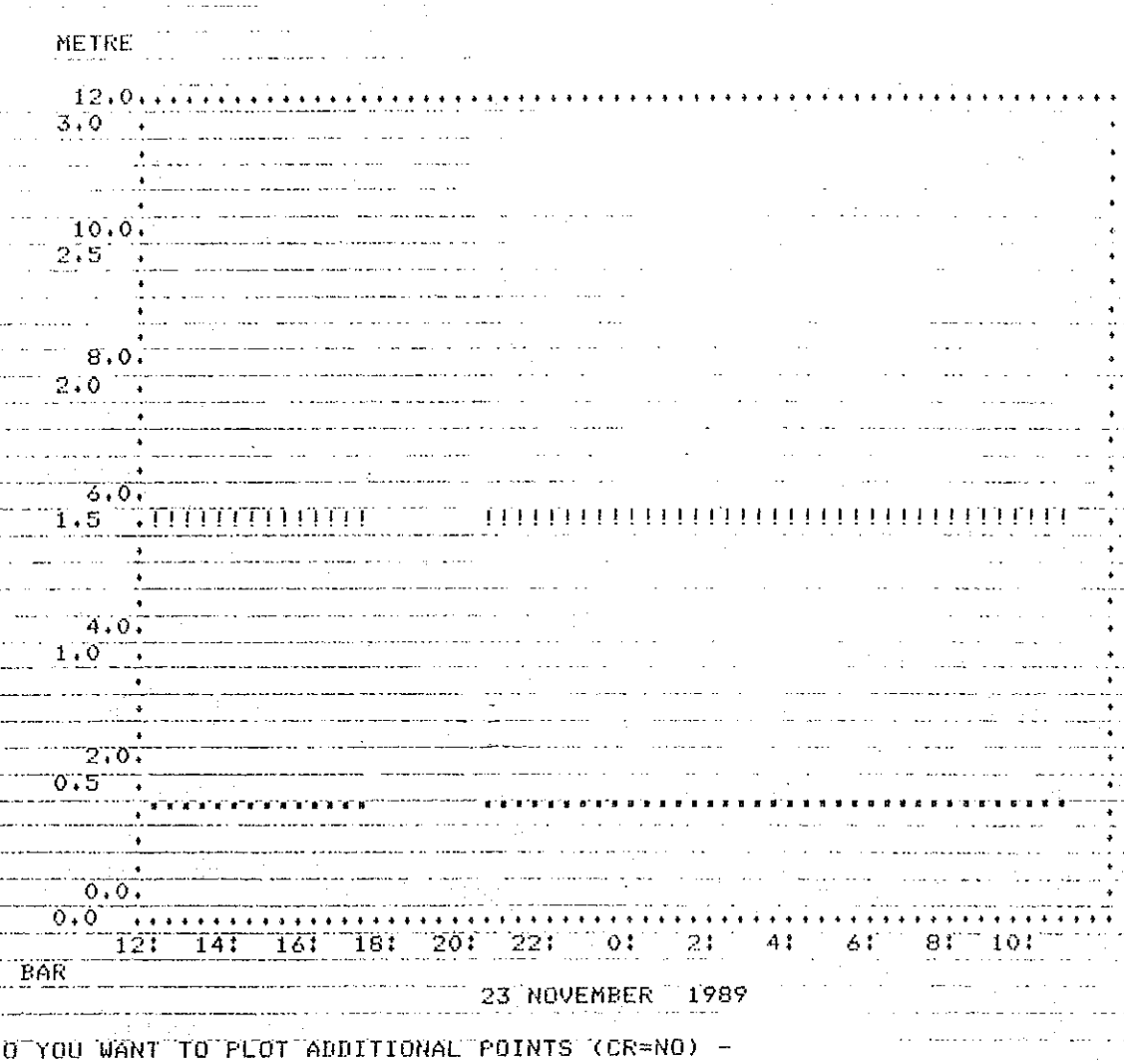


23 NOVEMBER 1989

DO YOU WANT TO PLOT ADDITIONAL POINTS (CR=NO) -

11:17:53
24-NOV-89

| POINT | DESCRIPTION | PARAMETER | INITIAL | FROZEN |
|---|---|---|---|---|
| *** FY.CC2SQ | S FER BFS IN FLOW FR CARONI WTP | SCAN VALUE | 82.23 L/S | *** |
| !!! PT.CC1 | S FER BFS DISCHARGE PRESSURE | SCAN VALUE | 1.38 BAR | !!! |




DO YOU WANT TO PLOT ADDITIONAL POINTS (CR=NO) -

11:11:11
24-NOV-89

| | POINT | DESCRIPTION | PARAMETER | INITIAL | FROZEN |
|---|---|---|---|---|---|
| """ | LITK6 | MARRYAT R LEVEL | SCAN VALUE | 4.55 METRE | """ |
| !!! | LITK7 | NAPARIMA RESERVOIR LEVEL | SCAN VALUE | 0.12 METRE | !!! |

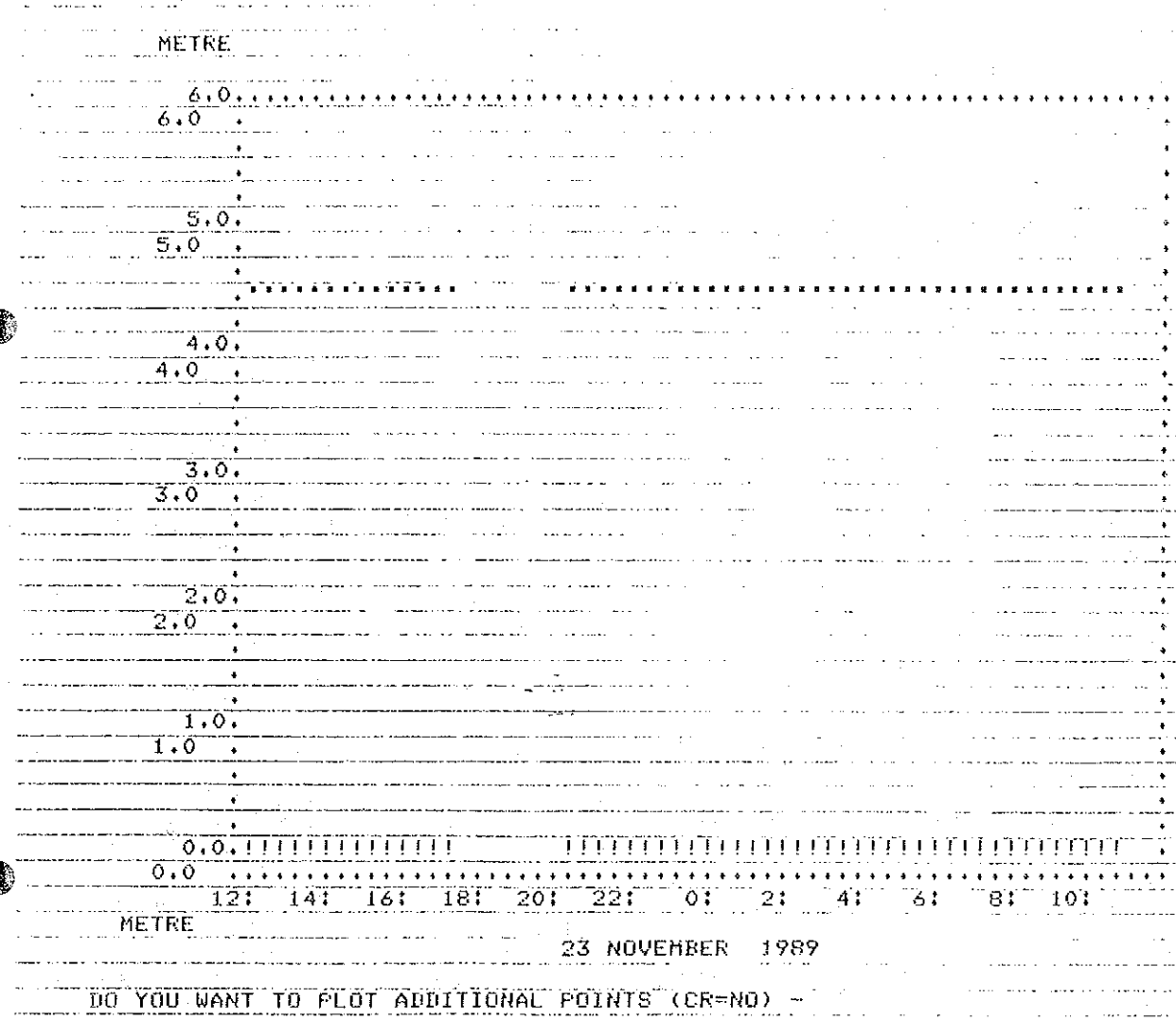


DO YOU WANT TO PLOT ADDITIONAL POINTS (CR=NO) -

MARACAS VALLEY - ST. JOSEPH SYSTEM

PICTURE PAGE # -

13:00:24
14-NOV-89
FROZEN

PAGE 8

MARACAS VALLEY - ST. JOSEPH SYSTEM

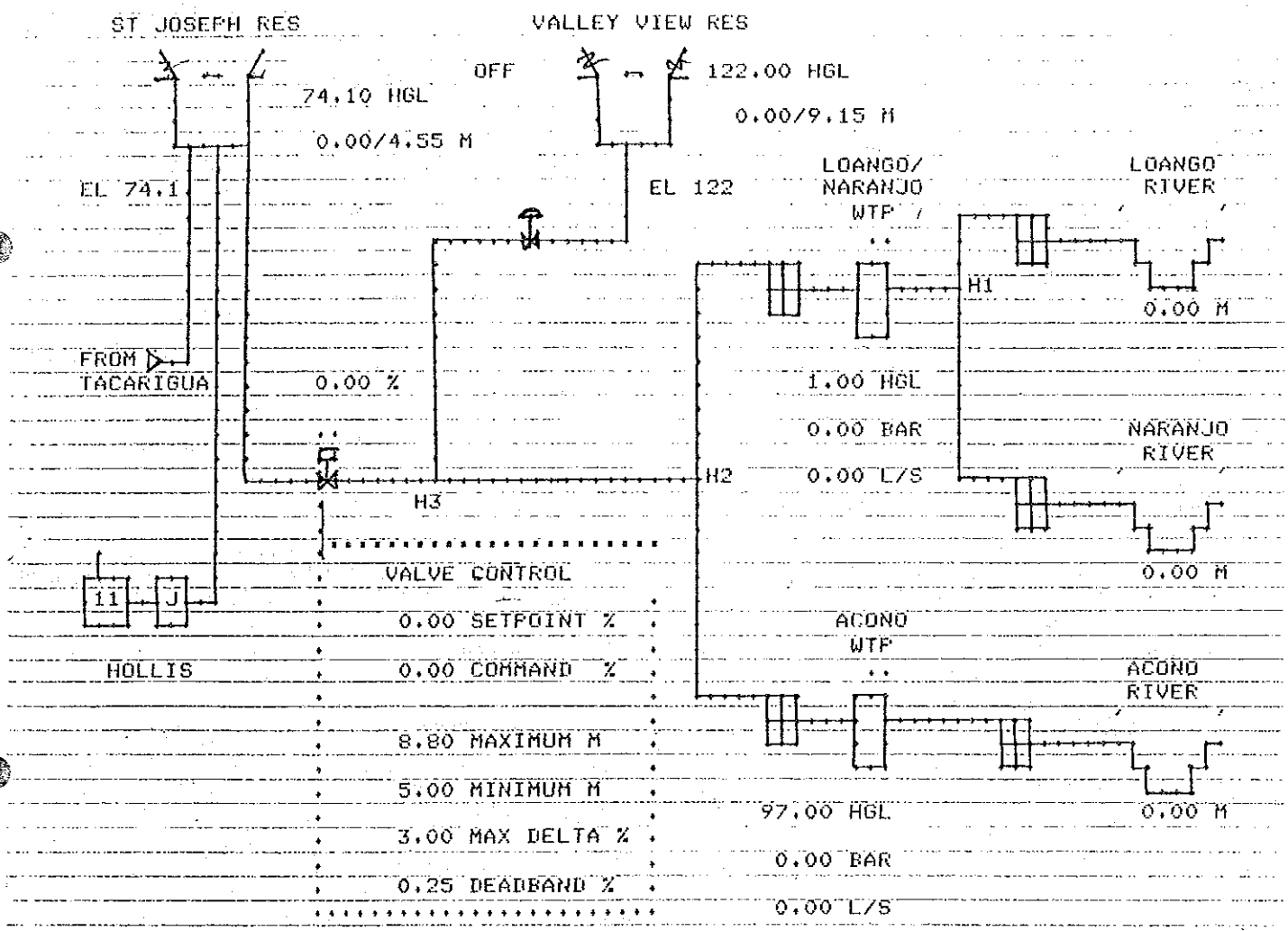

CAURA - ST. AUGUSTINE SYSTEM

PICTURE PAGE # -

13:01:19
14-NOV-89
FROZEN

PAGE 9

CAURA - ST.AUGUSTINE SYSTEM.

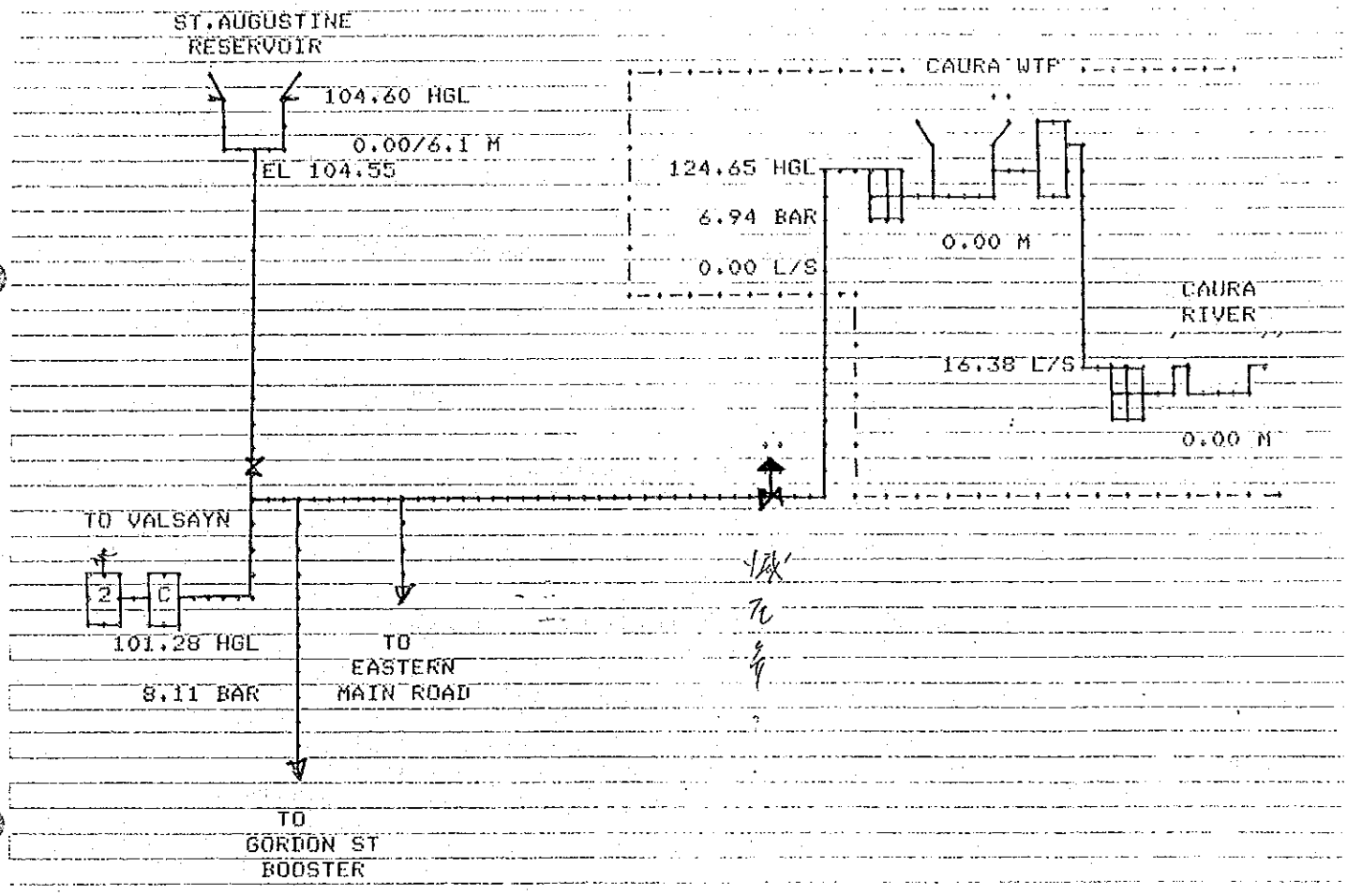

09:38:32
24-NOV-89

| POINT | DESCRIPTION | PARAMETER | INITIALFROZEN |
|---|---|---|---|
| &&& PT.CAS | CAURA WTP TREATED WATER PRS | SCAN VALUE | 1.29 BAR &&& |

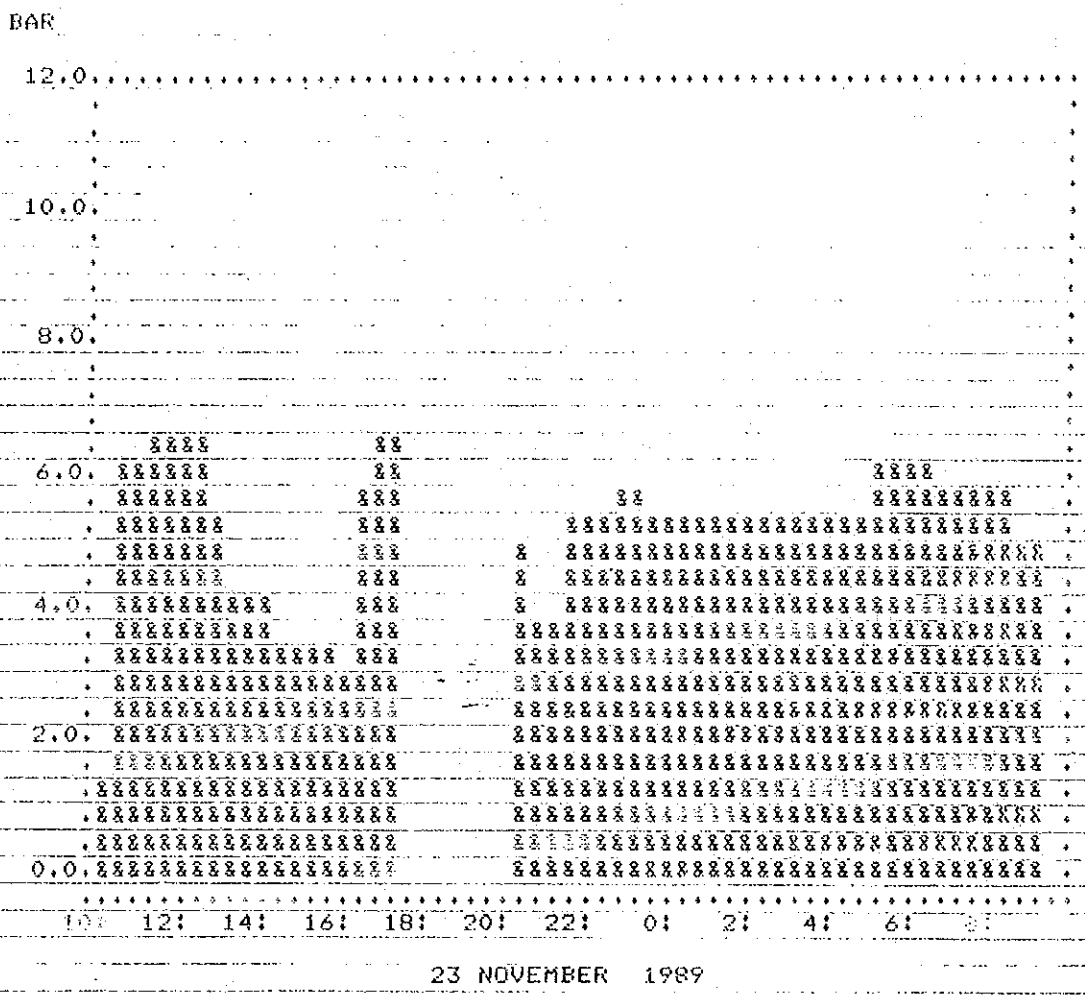


23 NOVEMBER 1989

DO YOU WANT TO PLOT ADDITIONAL POINTS (CR=NO) -

09:49:05
24-NOV-89

| POINT | DESCRIPTION | PARAMETER | INITIALFROZEN |
|---|---|---|---|
| &&& LITCA4 | CAURA WTP CLEAR WELL LEVEL | SCAN VALUE | 3.00 METRE &&& |

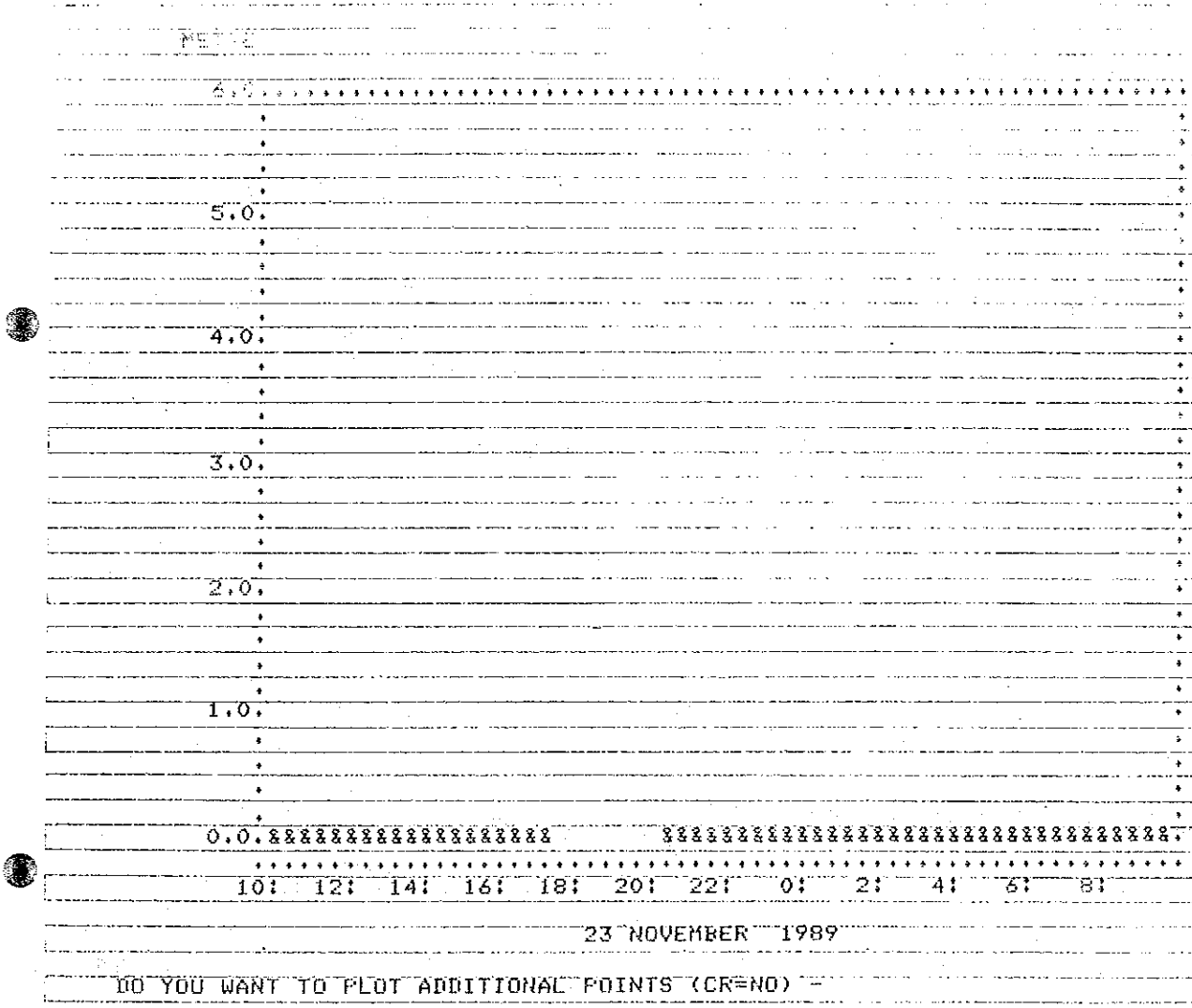


DO YOU WANT TO PLOT ADDITIONAL POINTS (CR=NO) -

09:51:03
24-NOV-89

| POINT | DESCRIPTION | PARAMETER | INITIAL | FROZEN |
|---|---|---|---|---|
| &&& PDTCA6 | CAURA WTP TREATED WATER FLOW | SCAN VALUE | 0.00 L/S | &&& |

```
L/S
300.0.....................................................................
     :                                                                   :
     :                                                                   :
     :                                                                   :
     :                                                                   :
250.0.                                                                   :
     :                                                                   :
     :                                                                   :
     :                                                                   :
     :                                                                   :
200.0.                                                                   :
     :                                                                   :
     :                                                                   :
     :                                                                   :
     :                                                                   :
150.0.                                                                   :
     :                                                                   :
     :                                                                   :
     :                                                                   :
     :                                                                   :
100.0.                                                                   :
     :                                                                   :
     :                                                                   :
     :                                                                   :
     :                                                                   :
 50.0.                                                                   :
     :                                                                   :
     :                                                                   :
     :                                                                   :
     :                                                                   :
  0.0.&&&&&&&&&&&&&&&&&&&&&&&&&&&&&&&&&&&&&&&&&&&&&&&&&&&&&&&&&&&&&&&&&&.
     :...................................................................
       10:  12:  14:  16:  18:  20:  22:   0:   2:   4:   6:   8:
```

23 NOVEMBER 1989

DO YOU WANT TO PLOT ADDITIONAL POINTS (CR=NO) -

09:52:58
24-NOV-89

| POINT | DESCRIPTION | PARAMETER | INITIAL | FROZEN |
|---|---|---|---|---|
| &&& FY.CA3 | CAURA WTP RAW WATER FLOW | SCAN VALUE | 0.00 L/S | &&& |




23 NOVEMBER 1989

DO YOU WANT TO PLOT ADDITIONAL POINTS (CR=NO) -

09:55:01
24-NOV-89

| POINT | DESCRIPTION | PARAMETER | INITIALFROZEN |
|---|---|---|---|
| &&& LITCA3 | CAURA WTP RAW WATER SUMP LEVEL | SCAN VALUE | 0.00 METRE &&& |

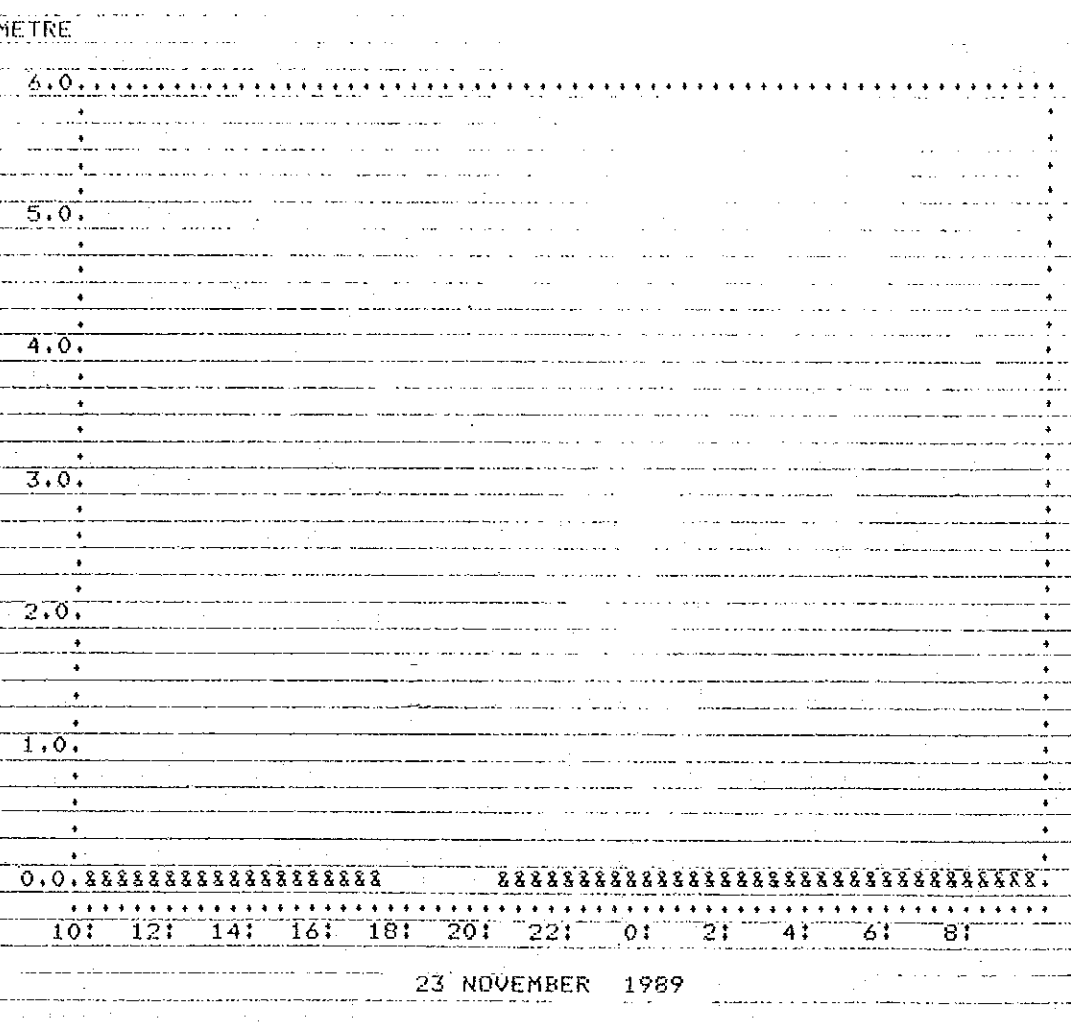


23 NOVEMBER 1989

DO YOU WANT TO PLOT ADDITIONAL POINTS (CR=NO) -

ARIPO - ARIMA SYSTEM

PICTURE PAGE # -

PAGE 10

ARIFO - ARIMA SYSTEM

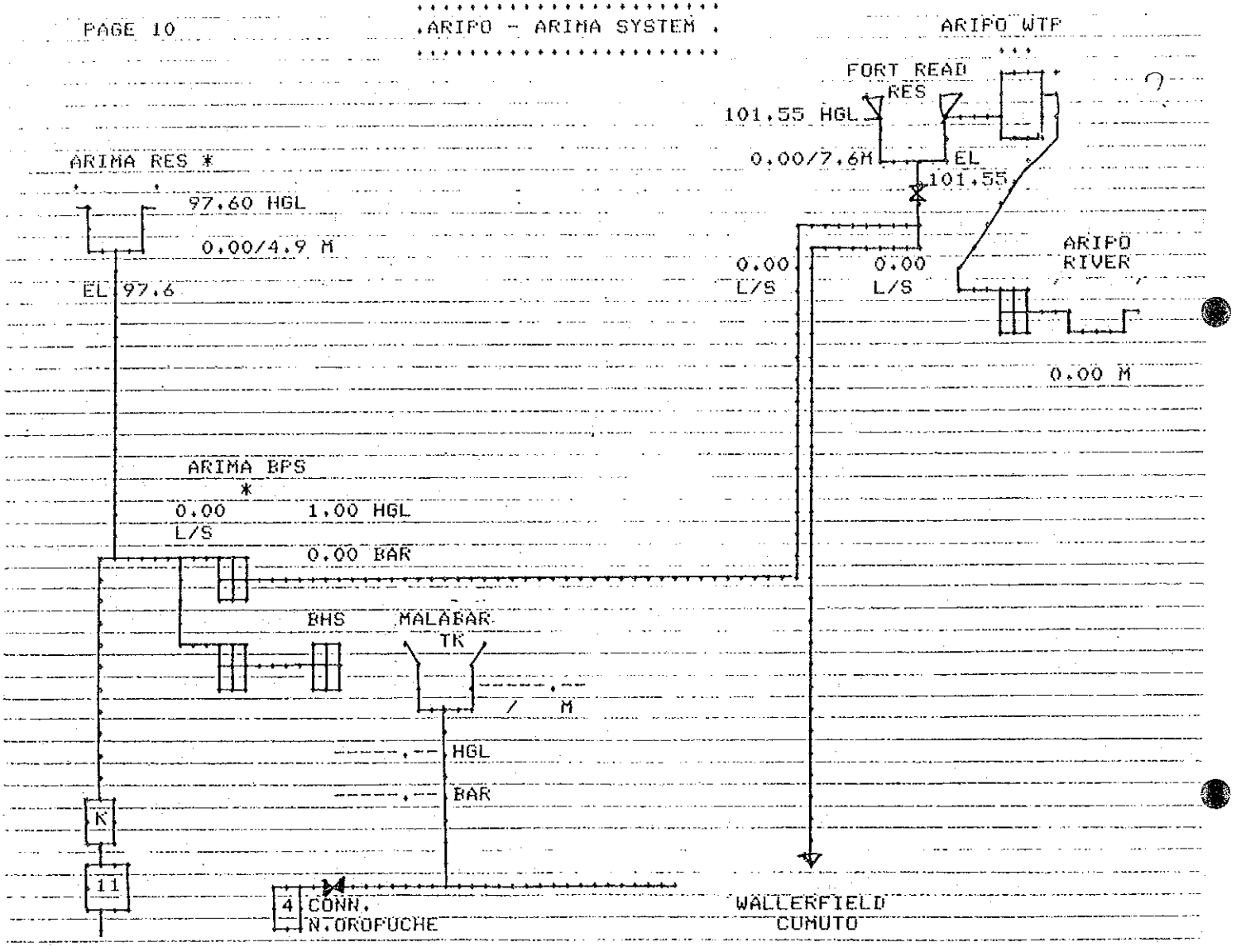

HOLLIS SYSTEM

PICTURE PAGE # -

13:03:12
14-NOV-89
FROZEN

PAGE 11

. H O L L I S  S Y S T E M .

RAIN: 0.00 MM

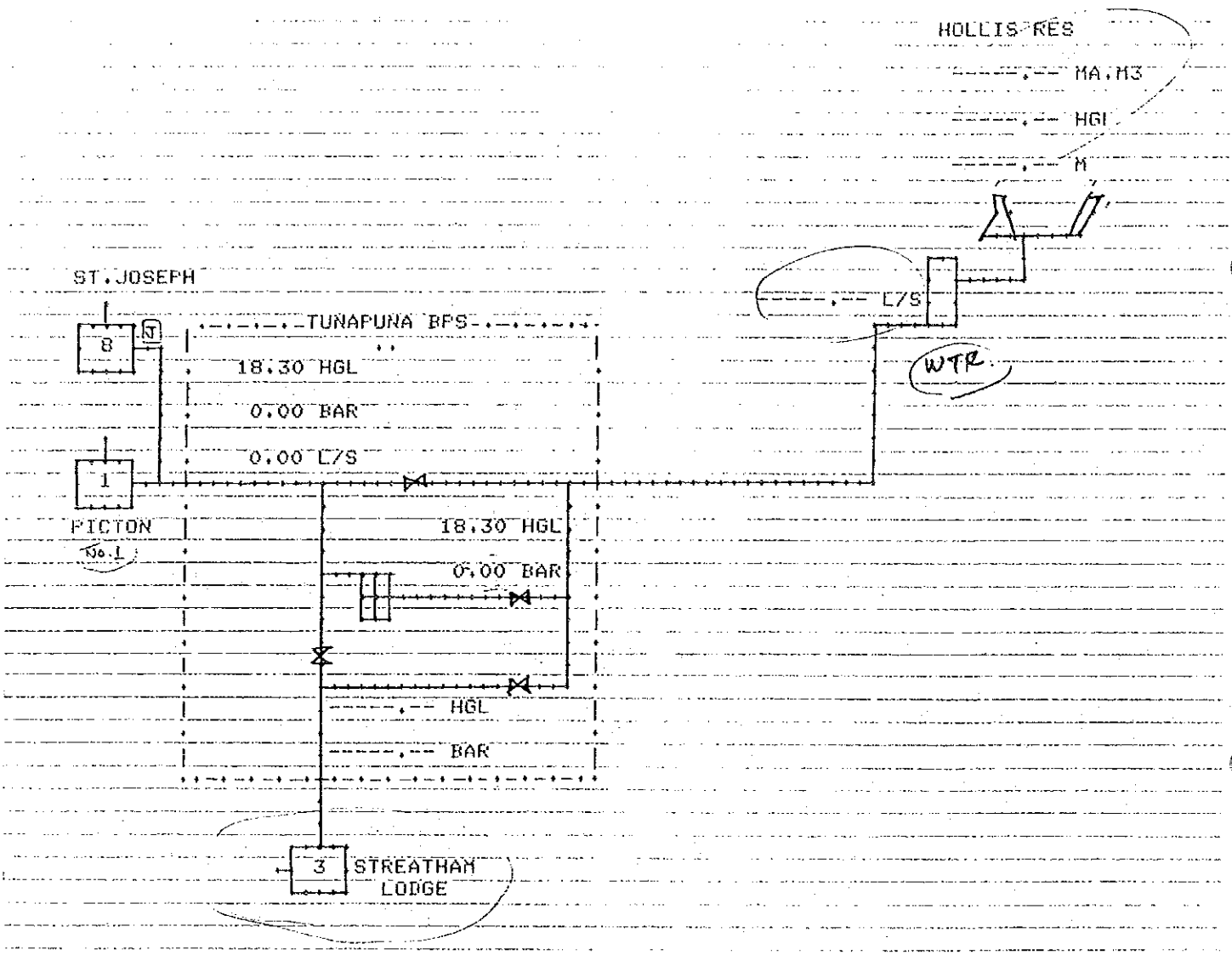

DISPLAY LEGEND

PICTURE PAGE # -

13:04:10
14-NOV-89
FROZEN

PAGE 13

## DISPLAY LEGEND

MANUAL VALVE

AUTOMATIC VALVE

ALTITUDE VALVE

PRESSURE REDUCING VALVE

CHECK VALVE

EMERGENCY VALVE

PUMP OR PUMP STATION (DRY PIT CENTRIFUGAL)

PUMP OR BOREHOLE (WELL) (WET PIT CENTRIFUGAL)

WATER TREATMENT PLANT

RESERVOIR

RIVER

ABBREVIATIONS:

M = METRE

BAR = GAUGE PRESSURE

L/S = FLOW (LITRE PER SECOND)

HGL = HYDRAULIC GRADE LINE (METRE ABOVE MSL)

WTP = WATER TREATMENT PLANT

RES = RESERVOIR

BHS = BORE HOLES (WELLS)

BPS = BOOSTER PUMP STATION

% = PERCENT OPEN

GREEN = ON OR OPEN

YELLOW = OFF OR CLOSED

RED = FAIL

WHITE = UNDEFINED

.. COLOR CODE

A INTERFACE NUMBER

12 PAGE NUMBER

TASK OR PICTURE PORE POINT

NORTH CARONI SYSTEM STATUS

PICTURE PAGE # -

13:05:05
14-NOV-89
FROZEN

PAGE 15

## NORTH CARONI SYSTEM STATUS

| RESERVOIR | LEVEL | ALARMS HIGH LEVEL | EMERG VALVE | AC POWER |
|---|---|---|---|---|
| PICTON I | 0.00 | | | |
| PICTON II | 6.63 | | | |
| PICTON III | 0.00 | | | |
| MORVANT | 1.89 | | | |
| MT HOPE | 0.00 | | | |
| MALICK | 3.37 | | | |
| ST JOSEPH | 0.00 | | | |
| ST AUGUSTINE | 0.00 | | | |

3/8

| EL SOCORRO BPS | FLOW | PRESSURE |
|---|---|---|
| PICTON II OUT | 251.28 | 6.71 |
| PICTON III OUT | 1194.87 | 0.00 |
| CARONI WTP IN | 1128.19 | 3.28 |
| CLEAR WELL | 300.27 | |
| WELL FIELD | 120.90 | |
| SPILLOVER | 18.46 | |

| TUNAPUNA BPS | FLOW | PRESSURE |
|---|---|---|
| INLET | | 0.00 |
| OUTLET | 0.00 | 0.00 |

| VALSAYN BPS | FLOW | PRESSURE |
|---|---|---|
| MT. HOPE OUT | | 8.04 |
| CARONI WTP IN | 318.12 | 1.17 |
| ST AUGUSTINE OUT | 391.67 | 8.11 |

| | LEVEL |
|---|---|
| CLEAR WELL | 2.08 |

PICTURE PAGE # -

10:43:14
28-NOV-89
FROZEN

PAGE 15

## N O R T H  C A R O N I  S Y S T E M  S T A T U S

| RESERVOIR | LEVEL | ALARMS HIGH LEVEL | EMERG VALVE | AC POWER |
|---|---|---|---|---|
| PICTON I | 0.00 | | | |
| PICTON II | 1.70 | | | |
| PICTON III | 0.73 | | | |
| MORVANT | 1.89 | | | |
| MT HOPE | 0.00 | | | |
| MALICK | 5.87 | | | |
| ST JOSEPH | 0.00 | | | |
| ST AUGUSTINE | 2.38 | | | |

| GEL SOCORRO BPS | FLOW | PRESSURE |
|---|---|---|
| PICTON II OUT | 230.26 | 6.50 |
| PICTON III OUT | 1195.90 | 0.00 |
| CARONI WTP IN | 1127.41 | 3.51 |
| CLEAR WELL | 279.45 | |
| WELL FIELD | 213.33 | |
| SPILLOVER | 870.77 | |

| TUNAPUNA BPS | FLOW | PRESSURE |
|---|---|---|
| INLET | | 0.00 |
| OUTLET | 0.00 | 0.00 |

| VALSAYN BPS | FLOW | PRESSURE |
|---|---|---|
| MT. HOPE OUT | | 6.58 |
| CARONI WTP IN | 258.51 | 1.54 |
| ST AUGUSTINE OUT | 389.74 | 7.60 |

| | LEVEL |
|---|---|
| CLEAR WELL | 2.27 |

5/8

1/1

(9)

SOUTH CARONI SYSTEM STATUS

PICTURE PAGE # -

10:44:22
28-NOV-89
FROZEN

PAGE 16

## S O U T H  C A R O N I  S Y S T E M  S T A T U S

| RESERVOIR | LEVEL | ALARMS HIGH LEVEL | ALARMS EMERG LEVEL | ALARMS AC VALVE POWER |
|---|---|---|---|---|
| CALIFORNIA | 1.63 | | | |
| SAN FERNANDO | 1.34 | | | |
| MARRYAT .... | 4.55 .... | | | |
| NAPARIMA ... | 0.12 .... | | | |
| CHACON ..... | 0.00 .... | | | |

| SAN FERNANDO BPS | FLOW | PRESSURE |
|---|---|---|
| CARONI WTP IN ..... | 82.23 | 1.42 |
| PUMP STATION OUT ..... | | 1.38 |
| NAVET LINE IN ..... | 0.00 | |
| NAVET LINE OUT ..... | 2.08 | |

PUMP 1 STATUS ....OFF

PUMP 2 STATUS ....OFF

PUMP 3 STATUS ....OFF

AC POWER ALARM ....

CARONI - TUMPUNA SYSTEM STATUS

PICTURE PAGE # -

13:06:09
14-NOV-89
FROZEN

PAGE 17 .C A R O N I . T U M P U N A S Y S T E M S T A T U S.

```
TUMPUNA PS                          CARONI WTP ..
 PUMP STATUS                                          FLOW   PRESSURE
 ...........                                        ........ ........
 UNKNWON   UNKNWUNKNWUNKNWUNKNWN    NORTH PIPE LINE ...    0.00      5.10 BAR
 .... .... .... .... .... ....
  ...  ...  ...  ...  ...  ...      SOUTH PIPE LINE ... 1447.69      5.95 BAR
  ...  ...  ...  ...  ...  ...
                                    RAW WATER FLOW .... 2762.59 L/S
   1    2    3    4    5    6
                                    RIVER LEVEL .......    4.77 METRE
 RIVER DISCHARGE VALVES
 ......................             CLEARWELL LEVEL ...    0.00 METRE
          ..          ..
    0.00 % ..   0.00 % ..
          ..          ..            CARONI RIVER GAUGE
    VALVE 1     VALVE 2                                   FLOW   LEVEL
                                                        ........ .......
 FLOW TO RESERVOIR    0.00 L/S     CARONI RIVER GAUGE.    0.00      0.00 M
 FLOW TO RIVER ...    0.00 L/S
                                    RIVER GAUGE AC FAIL....
 CHANNEL LEVEL ...    0.00 METRE
 TUMPUNA WEIR LVL.    0.00 METRE
 ARENA RES LEVEL..    0.00 METRE
 ..............................
 WEIR AC FAIL...   RES AC FAIL...
 FS AC FAIL...*    OIL TANK......
 SUMP LEVEL.....   BAND SCREEN...
```

PICTURE PAGE # -

10:45:36
28-NOV-89
FROZEN

PAGE 17 CARONI TUMPUNA SYSTEM STATUS

**TUMPUNA PS**

PUMP STATUS

| ON | ON | UNKNW | UNKNW | UNKNW | UNKNW |
|---|---|---|---|---|---|
| ... | ... | ... | ... | ... | ... |
| 1 | 2 | 3 | 4 | 5 | 6 |

RIVER DISCHARGE VALVES

0.00 % 0.00 %

VALVE 1 VALVE 2

FLOW TO RESERVOIR 0.00 L/S

FLOW TO RIVER ... 0.00 L/S

✓ CHANNEL LEVEL ... 0.00 METRE

✓ TUMPUNA WEIR LVL. 0.00 METRE

✓ ARENA RES LEVEL.. 0.00 METRE

WEIR AC FAIL... RES AC FAIL...

PS AC FAIL...* OIL TANK.....

✓ SUMP LEVEL..... BAND SCREEN..

**CARONI WTP ..**

| | FLOW | PRESSURE |
|---|---|---|
| NORTH PIPE LINE ... | 0.00 | 5.23 BAR |
| SOUTH PIPE LINE ... | 1456.92 | 5.97 BAR |

RAW WATER FLOW .... 2708.57 L/S

✓ RIVER LEVEL ..... 5.92 METRE

✓ CLEARWELL LEVEL ... 0.00 METRE

**CARONI RIVER GAUGE**

| | FLOW | LEVEL |
|---|---|---|
| ✓ CARONI RIVER GAUGE. | 0.00 | 0.00 M |

RIVER GAUGE AC FAIL....

NORTH RANGE VALLEYS PROJECTS

PICTURE PAGE # -

13:07:23
14-NOV-89
FROZEN

PAGE 18 .N O R T H E R N  R A N G E  V A L L E Y S  P R O J E C T S.

| RESERVOIR | LEVEL | ALARMS HIGH LEVEL | ALARMS AC POWER | | FLOW | PRESSURE | LEVEL |
|---|---|---|---|---|---|---|---|
| | | | | LOANGO/NARANGO WTP .. | | | |
| VALLEY VIEW | 0.00 | | | TREATED H20 .... | 0.00 | 0.00 | |
| ARIMA ..... | 0.00 | | | ACONO WTP .. | | | |
| FORT READ .. | 0.00 | | | TREATED H20 .... | 0.00 | 0.00 | |
| | | | | RAW H20 ..... | | | 0.00 |
| N OROPUCHE 1 | 0.00 ... | | | | | | |
| | | | | CAURA WTP .. | | | |
| N OROPUCHE 2 | 0.00 ... | | | | | | |
| | | | | TREATED H20 .... | 0.00 | 6.95 | |
| | | | | CLEARWELL ..... | | | 0.00 |
| | | | | RAW H20 SUMP ..... | | | 0.00 |
| SUBERO ST BPS ..... | | | | | | | |
| | | | | SUBERO ST BPS | | | |
| | 0/5 | | | | | | |
| | | | | DISCHARGE H20 .. | 0.00 | | |
| | | | | SUCTION H20 ..... | | 0.00 | |
| | | | | ARIPO WTP .. | | | |
| | | | | TREATED H20 .... | 0.00 | | |
| | | | | RAW H20 SUMP ..... | | | 0.00 |
| | | | | N OROPUCHE PS .. | | | |
| | | | | RIVER ..... | | | 0.00 |
| | | | | RAW H20 ..... | 0.00 | | |
| | | | | N OROPUCHE PCS .. | | | |
| | | | | PIPELINE ..... | 0.00 | 0.00 | |
| | | | | VALVE COMMAND .. | 0.00 | | |

PICTURE PAGE # -

10:46:40
28-NOV-89
FROZEN

PAGE 18 NORTHERN RANGE VALLEYS PROJECTS

| RESERVOIR | LEVEL | ALARMS HIGH LEVEL | ALARMS AC POWER |
|---|---|---|---|
| ✓ VALLEY VIEW | 0.00 | | |
| ✓ ARIMA | 0.00 | | |
| ✓ FORT READ | 0.00 | | |
| ✓ N OROPUCHE 1 | 0.00 | | |
| ✓ N OROPUCHE 2 | 0.00 | | |
| SUBERO ST BPS | | | |

| | FLOW | PRESSURE | LEVEL |
|---|---|---|---|
| LOANGO/NARANGO WTP | | | |
| TREATED H20 | 0.00 | 0.00 | |
| ACONO WTP | | | |
| TREATED H20 | 0.00 | 0.00 | |
| ✓ RAW H20 | | | 0.00 |
| CAURA WTP | | | |
| TREATED H20 | 0.00 | 6.01 | |
| ✓ CLEARWELL | | | 0.00 |
| ✓ RAW H20 SUMP | | | 0.00 |
| SUBERO ST BPS | | | |
| DISCHARGE H20 | 0.00 | | |
| SUCTION H20 | | 0.00 | |
| ARIPO WTP | | | |
| TREATED H20 | 0.00 | | |
| ✓ RAW H20 SUMP | | | 0.00 |
| N OROPUCHE PS | | | |
| ✓ RIVER | | | 0.00 |
| RAW H20 | 0.00 | | |
| N OROPUCHE PCS | | | |
| PIPELINE | 0.00 | 0.00 | |
| VALVE COMMAND | 0.00 | | |

0/5

RESERVOIR STATUS

PICTURE PAGE # -

10:47:39
28-NOV-89
FROZEN

PAGE 19

R E S E V O I R  S T A T U S

| NAME | LEVEL | HIGH LEVEL ALARM | AC POWER ALARM | EMERGENCY VALVE |
|---|---|---|---|---|
| PICTON I | 0.00 | OFF | | |
| PICTON II | 1.68 | OFF | | |
| PICTON III | 0.73 | OFF | OFF | OFF |
| KNAGGS HILL N | 9.13 | OFF | OFF | |
| KNAGGS HILL S | 7.61 | OFF | OFF | |
| MORVANT | 1.89 | OFF | OFF | |
| MALICK | 5.87 | OFF | OFF | OFF |
| CALIFORNIA | 1.63 | OFF | OFF | OFF |
| SAN FERNANDO | 1.34 | OFF | UNKNWN | OFF |
| MT HOPE | 0.00 | OFF | ALARM | OFF |
| ST AUGUSTINE | 2.38 | OFF | ALARM | |
| ST JOSEPH | 0.00 | OFF | ALARM | |
| VALLEY VIEW | 0.00 | OFF | ALARM | |
| ARENA | 0.00 | | OFF | |
| ARIMA | 0.00 | | ALARM | |
| FORT READ | 0.00 | | | |

9/16

2/2

PICTON - KNAGGS HILL SYSTEM

PICTURE PAGE * -

13:09:23
14-NOV-89
FROZEN

PAGE 26

.PICTON - KNAGGS HILL SYSTEM.

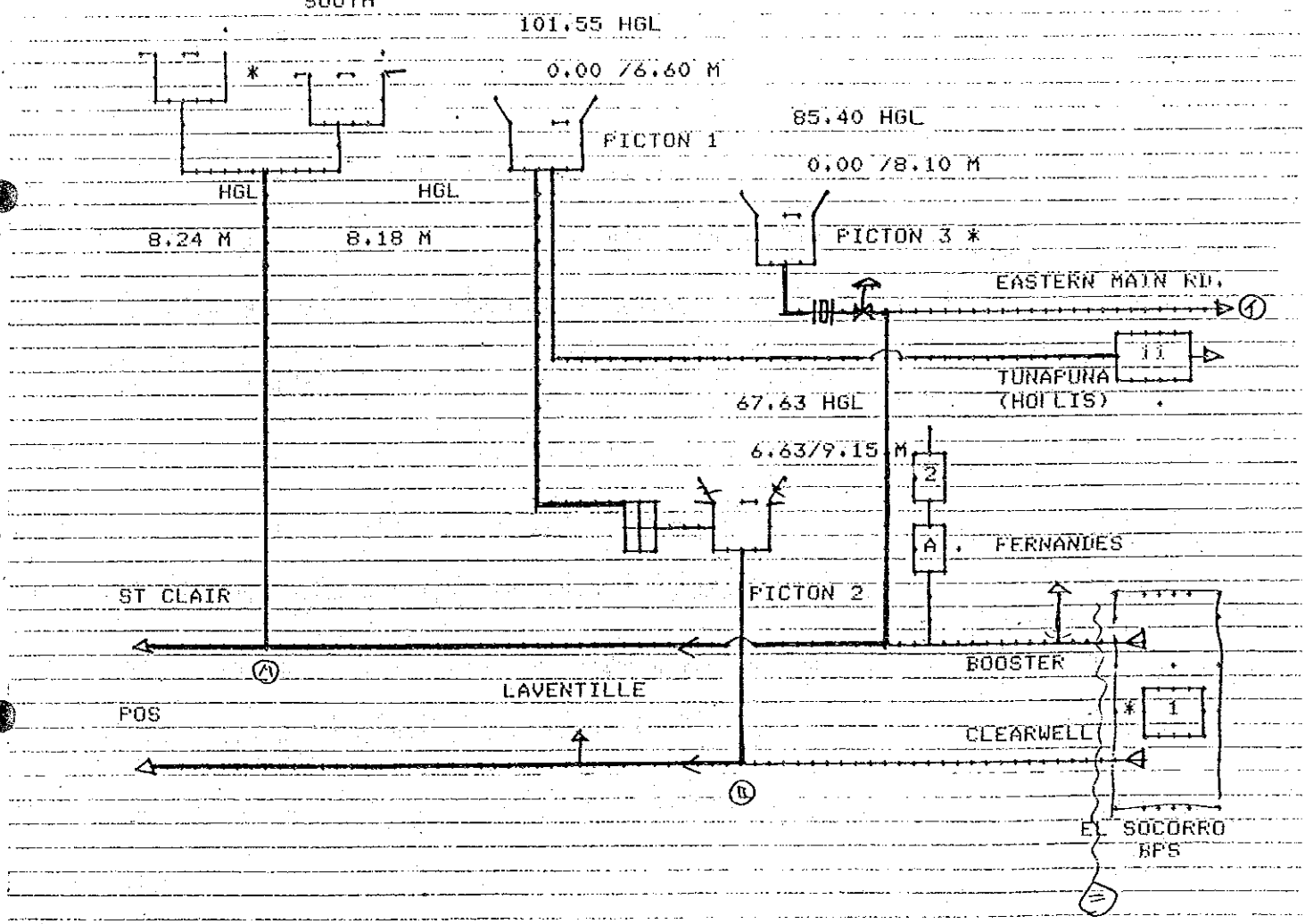

```
                                                                    11:40:03
                                                                    21-NOV-89
    POINT    DESCRIPTION                          PARAMETER        INITIALFROZEN
&&& LITKHN   KNAGGS HILL N RESERVOIR LEVEL        SCAN VALUE          8.14 METRE &&&

    METRE
    12.0.......................................................................
        :                                                                     :
        :                                                                     :
        :                                                                     :
        :                                                                     :
        :                                                                     :
    10.0.                                                                     :
        :                                                                     :
        :                                                                     :
        :                                                                     :
        :                                                                     :
        :                                                                     :
     8.0.&&&&&&&&&&&&&&&&&&&&&&&&&&&&&&&&&&&&&&&&&&&&&&&&&&&&&&&&&&&&&&&&&&&.
        .&&&&&&&&&&&&&&&&&&&&&&&&&&&&&&&&&&&&&&&&&&&&&&&&&&&&&&&&&&&&&&&&&&&.
        .&&&&&&&&&&&&&&&&&&&&&&&&&&&&&&&&&&&&&&&&&&&&&&&&&&&&&&&&&&&&&&&&&&&.
        .&&&&&&&&&&&&&&&&&&&&&&&&&&&&&&&&&&&&&&&&&&&&&&&&&&&&&&&&&&&&&&&&&&&.
        .&&&&&&&&&&&&&&&&&&&&&&&&&&&&&&&&&&&&&&&&&&&&&&&&&&&&&&&&&&&&&&&&&&&.
     6.0.&&&&&&&&&&&&&&&&&&&&&&&&&&&&&&&&&&&&&&&&&&&&&&&&&&&&&&&&&&&&&&&&&&&.
        .&&&&&&&&&&&&&&&&&&&&&&&&&&&&&&&&&&&&&&&&&&&&&&&&&&&&&&&&&&&&&&&&&&&.
        .&&&&&&&&&&&&&&&&&&&&&&&&&&&&&&&&&&&&&&&&&&&&&&&&&&&&&&&&&&&&&&&&&&&.
        .&&&&&&&&&&&&&&&&&&&&&&&&&&&&&&&&&&&&&&&&&&&&&&&&&&&&&&&&&&&&&&&&&&&.
        .&&&&&&&&&&&&&&&&&&&&&&&&&&&&&&&&&&&&&&&&&&&&&&&&&&&&&&&&&&&&&&&&&&&.
     4.0.&&&&&&&&&&&&&&&&&&&&&&&&&&&&&&&&&&&&&&&&&&&&&&&&&&&&&&&&&&&&&&&&&&&.
        .&&&&&&&&&&&&&&&&&&&&&&&&&&&&&&&&&&&&&&&&&&&&&&&&&&&&&&&&&&&&&&&&&&&.
        .&&&&&&&&&&&&&&&&&&&&&&&&&&&&&&&&&&&&&&&&&&&&&&&&&&&&&&&&&&&&&&&&&&&.
        .&&&&&&&&&&&&&&&&&&&&&&&&&&&&&&&&&&&&&&&&&&&&&&&&&&&&&&&&&&&&&&&&&&&.
        .&&&&&&&&&&&&&&&&&&&&&&&&&&&&&&&&&&&&&&&&&&&&&&&&&&&&&&&&&&&&&&&&&&&.
     2.0.&&&&&&&&&&&&&&&&&&&&&&&&&&&&&&&&&&&&&&&&&&&&&&&&&&&&&&&&&&&&&&&&&&&.
        .&&&&&&&&&&&&&&&&&&&&&&&&&&&&&&&&&&&&&&&&&&&&&&&&&&&&&&&&&&&&&&&&&&&.
        .&&&&&&&&&&&&&&&&&&&&&&&&&&&&&&&&&&&&&&&&&&&&&&&&&&&&&&&&&&&&&&&&&&&.
        .&&&&&&&&&&&&&&&&&&&&&&&&&&&&&&&&&&&&&&&&&&&&&&&&&&&&&&&&&&&&&&&&&&&.
        .&&&&&&&&&&&&&&&&&&&&&&&&&&&&&&&&&&&&&&&&&&&&&&&&&&&&&&&&&&&&&&&&&&&.
     0.0.&&&&&&&&&&&&&&&&&&&&&&&&&&&&&&&&&&&&&&&&&&&&&&&&&&&&&&&&&&&&&&&&&&&.
        .......................................................................
          12:  14:  16:  18:  20:  22:   0:   2:   4:   6:   8:  10:

                                20 NOVEMBER  1989

DO YOU WANT TO PLOT ADDITIONAL POINTS (CR=NO) -
```

11:43:16
21-NOV-89

| POINT | DESCRIPTION | PARAMETER | INITIALFROZEN |
|---|---|---|---|
| &&& LITKHS | KNAGGS HILL S RESERVOIR LEVEL | SCAN VALUE | 9.71 METRE &&& |

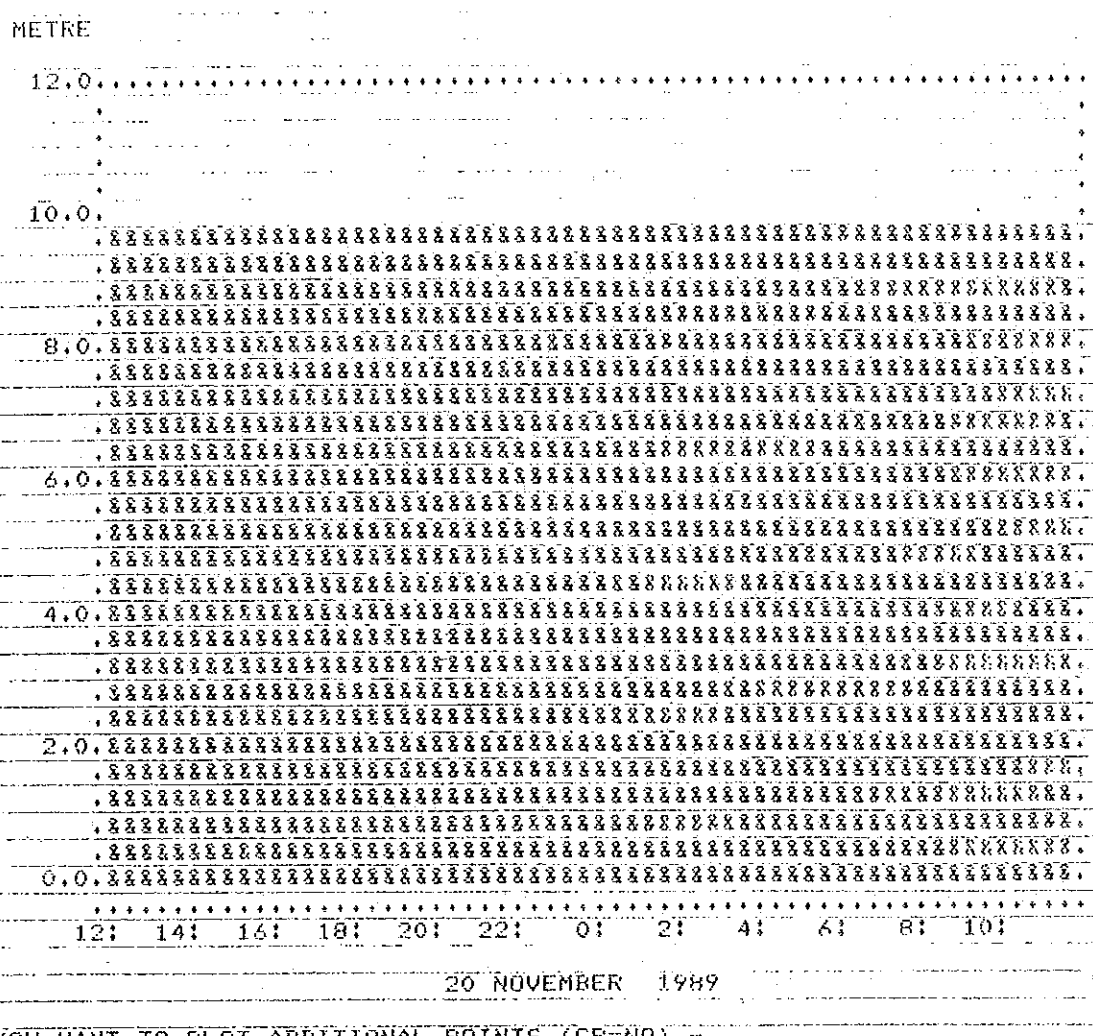


OVCY

20 NOVEMBER 1989

DO YOU WANT TO PLOT ADDITIONAL POINTS (CR=NO) -

EL SOCORRO SYSTEM

PICTURE PAGE # -

13:10:15
14-NOV-89
FROZEN

PAGE 27

EL SOCORRO SYSTEM

85.40 HGL

35.98 HGL

3

3.26 BAR

135.90 L/S

B

EL SO

0.00 /10.65 M

KNAGGS HILL

PICTON 3

replaced

2.45 HGL

0.00 BAR

1200.00 L/S

EL SOCORRO OUT (PRS FLW)

Reset valve oper.

16.41 L/S

EL SOCORO BO

POS

L/S

EL SOCORRO CLEARWELL LEVEL 1

LVL 1 0.06 METRE

70.96 HGL

PICTON 2

254.87 L/S

6.71 BAR

303.24 L/S

EL SOCORRO

CLEAR WELL

POS

EL SOCORRO CLEAR WELL PUMP FLOW

LVL 2 0.00 METRE

EL SOCORRO OUT (PR EL) TO PICTON II

BHS

130.13 L/S

EL SOCORRO IN FLOW FR W

Operation:
Inflow line pressure check.

11:48:37
21-NOV-89

| POINT | DESCRIPTION | PARAMETER | INITIAL | FROZEN |
|---|---|---|---|---|
| &&& PT.BB4 | EL SOCORRO OUT PR TO PICT II RES SCAN VALUE | | 6.70 BAR | &&& |

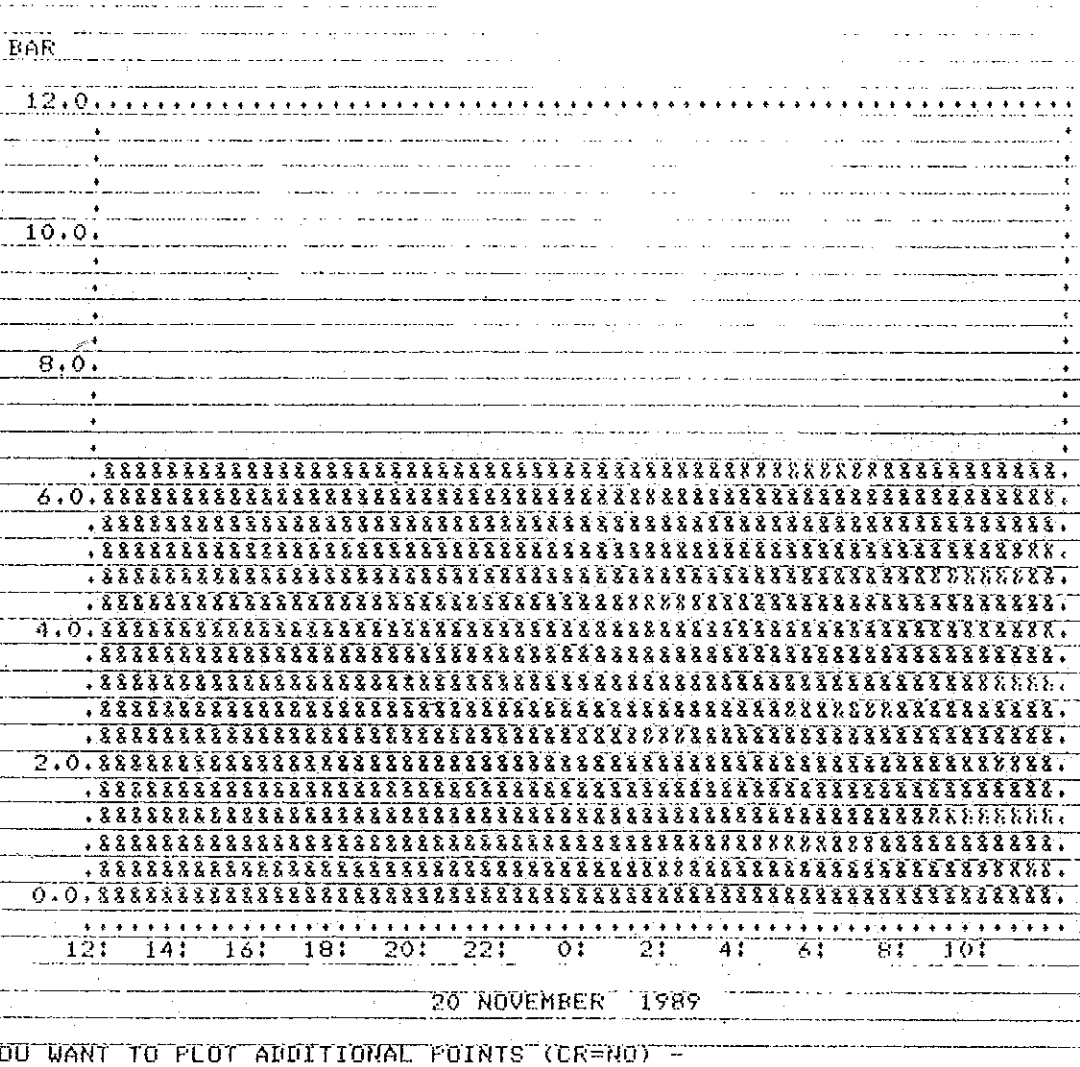


20 NOVEMBER 1989

DO YOU WANT TO PLOT ADDITIONAL POINTS (CR=NO) -

```
                                                                    11:51:48
                                                                    21-NOV-89
  POINT    DESCRIPTION                          PARAMETER          INITIALFROZEN
  ////////////////////////////////////////////////////////////////////////////////
&&& FY.BB4.2 ELSOCORRO OUT FL TO PICT II RES  SCAN VALUE          220.77 L/S   &&&

  L/S
 1200.0.....................................................................
       :                                                                   :
       :                                                                   :
       :                                                                   :
 1000.0.                                                                   :
       :                                                                   :
       :                                                                   :
       :                                                                   :
  800.0.                                                                   :
       :                                                                   :
       :                                                                   :
       :                                                                   :
  600.0.                                                                   :
       :                                                                   :
       :                                                                   :
       :                                                                   :
  400.0.                                                                   :
       :                                                                   :
       :                                                                   :
       :                                                                   :
  200.0.&&&&&&&&&&&&&&&&&&&&&&&&&&&&&&&&&&&&&&&&&&&&&&&&&&&&&&&&&&&&&&&&&&&.
       .&&&&&&&&&&&&&&&&&&&&&&&&&&&&&&&&&&&&&&&&&&&&&&&&&&&&&&&&&&&&&&&&&&&.
       .&&&&&&&&&&&&&&&&&&&&&&&&&&&&&&&&&&&&&&&&&&&&&&&&&&&&&&&&&&&&&&&&&&&.
       .&&&&&&&&&&&&&&&&&&&&&&&&&&&&&&&&&&&&&&&&&&&&&&&&&&&&&&&&&&&&&&&&&&&.
       .&&&&&&&&&&&&&&&&&&&&&&&&&&&&&&&&&&&&&&&&&&&&&&&&&&&&&&&&&&&&&&&&&&&.
    0.0.&&&&&&&&&&&&&&&&&&&&&&&&&&&&&&&&&&&&&&&&&&&&&&&&&&&&&&&&&&&&&&&&&&&.
       .......................................................................
        12:  14:  16:  18:  20:  22:   0:   2:   4:   6:   8:  10:

                                20 NOVEMBER  1989

DO YOU WANT TO PLOT ADDITIONAL POINTS (CR=NO) -
```

```
                                                                                  10:58:01
                                                                                  24-NOV-89
    POINT     DESCRIPTION                                PARAMETER        INITIALFROZEN
/////////////////////////////////////////////////////////////////////////////////////////////
""" PT.BB4    EL SOCORRO OUT PR TO PICT II RES SCAN VALUE                 6.76 BAR    """
!!! FY.BB4.2 ELSOCORRO OUT FL TO PICT II RES  SCAN VALUE               244.62 L/S    !!!

    BAR
      12.0.....................................................................
  1200.0  .                                                                  .
          .                                                                  .
          .                                                                  .
          .                                                                  .
      10.0.
  1000.0  .                                                                  .
          .                                                                  .
          .                                                                  .
          .                                                                  .
       8.0.                                                                  .
   800.0  .                                                                  .
          .                                  ..                              .
          .                   ...............................                .
          ....................                ..          ........           .
       6.0.                                                                  .
   600.0  .                                                                  .
          .                                                                  .
          .                                                                  .
          .                                                                  .
       4.0.                                                                  .
   400.0  .                                        !!!!!!!!                   .
          .                                            !  !!                  .
          .                                                                  .
          .!                                                                 .
       2.0.!!!!!!!!!!!!!!!!!!      !!!!!!!!!!!!!!!!!!!!!!!!!!      !!!!!!!!.
   200.0  .                                                                  .
          .                                                                  .
          .                                                                  .
          .                                                                  .
       0.0.                                                                  .
     0.0  ......................................................................
          11:  13:  15:  17:  19:  21:  23:   1:   3:   5:   7:   9:
    L/S
                                 23 NOVEMBER  1989

  DO YOU WANT TO PLOT ADDITIONAL POINTS (CR=NO) =
```

11:00:30
24-NOV-89

| POINT | DESCRIPTION | PARAMETER | INITIAL | FROZEN |
|---|---|---|---|---|
| *** PT.BB1 | EL SOCORRO O PRS TO PICT III RES SCAN VALUE | | 0.00 BAR | *** |
| !!! FY.BB1 | EL SOCORRO O FLW TO PICT III RES SCAN VALUE | | 1168.21 L/S | !!! |

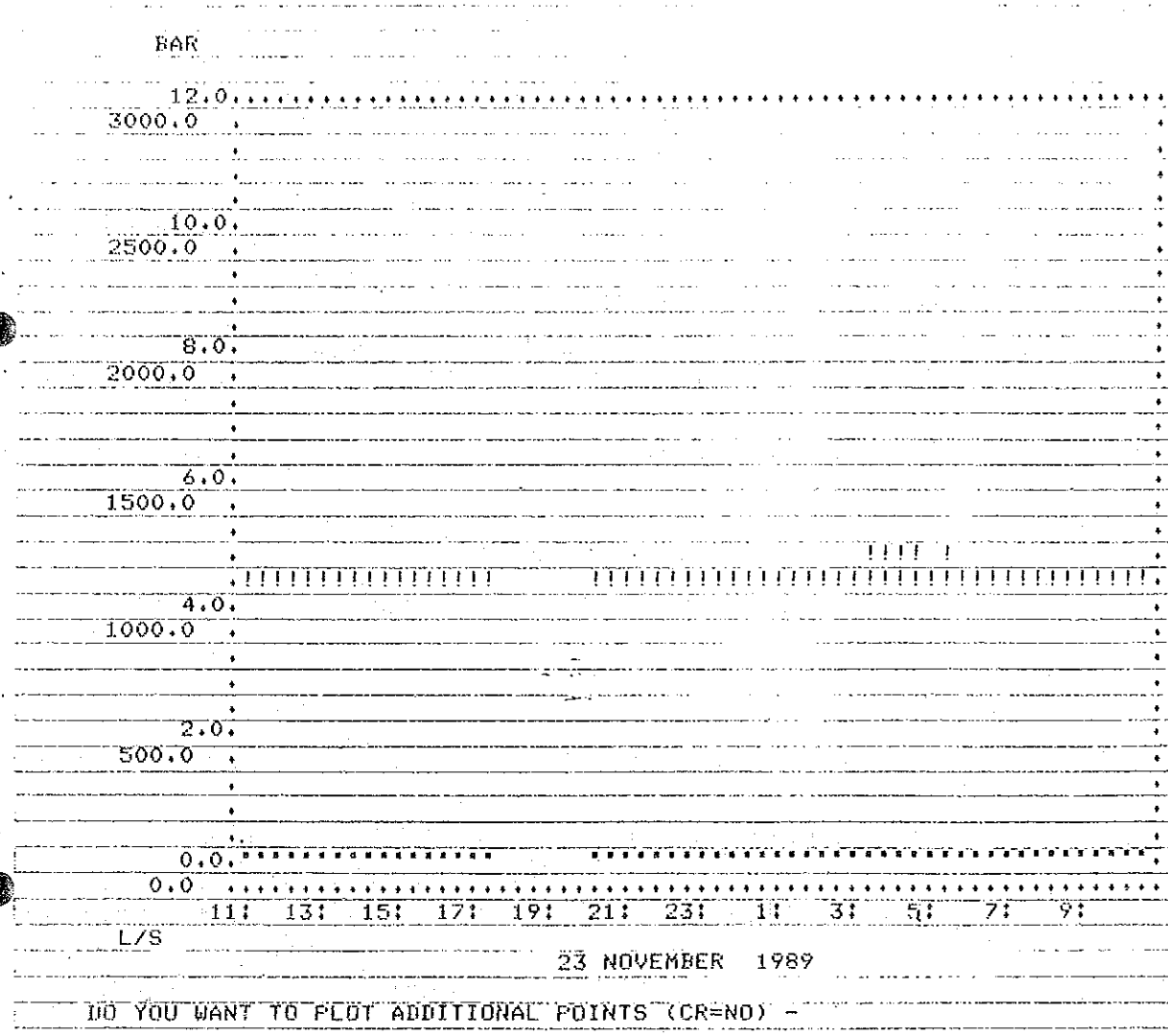


DO YOU WANT TO PLOT ADDITIONAL POINTS (CR=NO) -

11:03:02
24-NOV-89

| POINT | DESCRIPTION | PARAMETER | INITIAL | FROZEN |
|---|---|---|---|---|
| *** PT.BB2 | EL SOCORRO IN PR FROM CARONI WTP | SCAN VALUE | 3.06 BAR | *** |
| !!! FY.BB6SM | EL SOCORRO BOOSTER PUMP FLOW | SCAN VALUE | 1099.63 L/S | !!! |

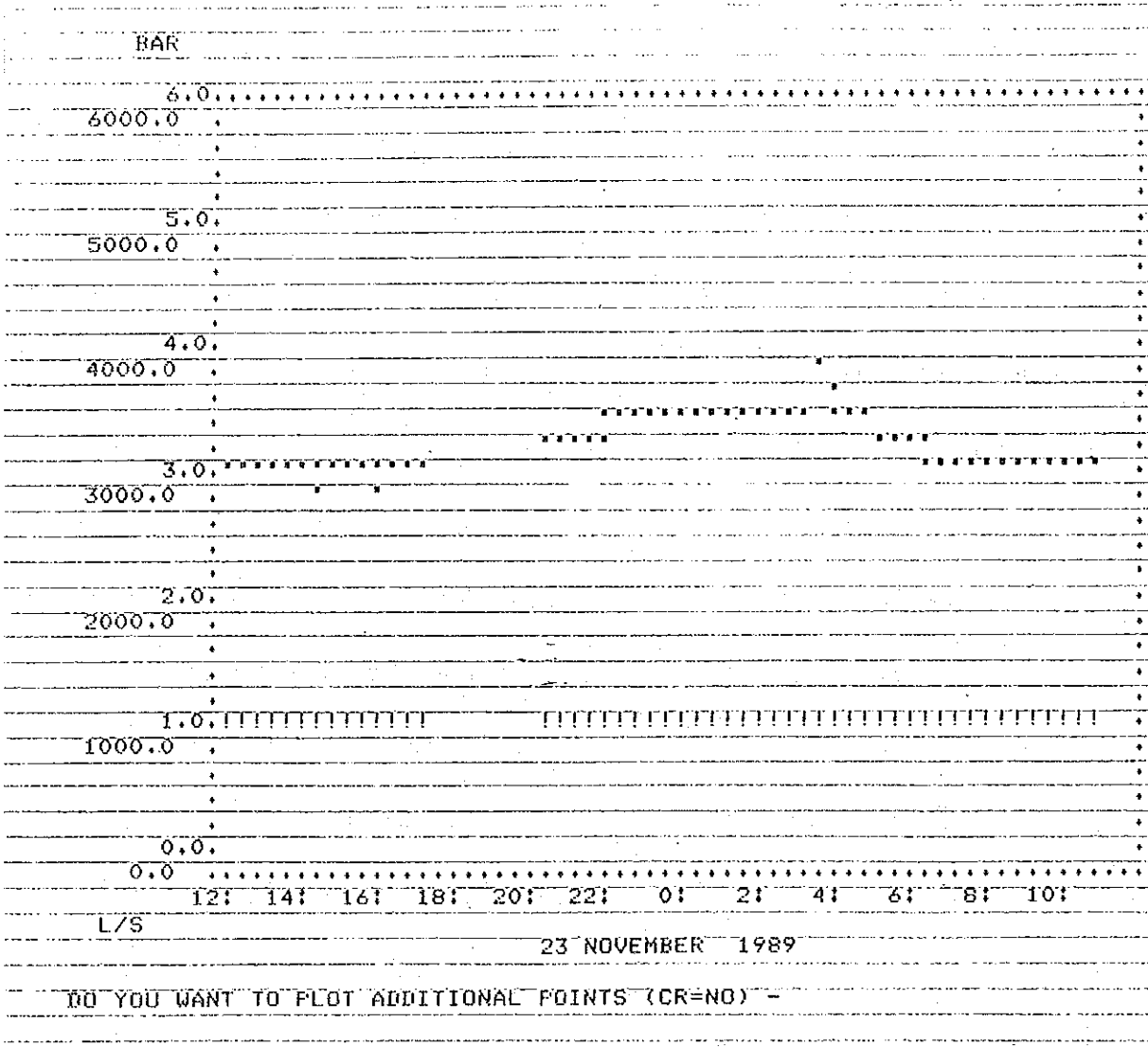


DO YOU WANT TO PLOT ADDITIONAL POINTS (CR=NO) -

11:06:29
24-NOV-89

| POINT | DESCRIPTION | PARAMETER | INITIAL | FROZEN | |
|---|---|---|---|---|---|
| *** FY.BB41Q | EL SOCORRO CLEAR WELL PUMP FLOW | SCAN VALUE | 267.41 L/S | | *** |
| !!! FY.BB3SQ | EL SOCORRO IN FLOW FR WELL FIELD | SCAN VALUE | 243.08 L/S | | !!! |

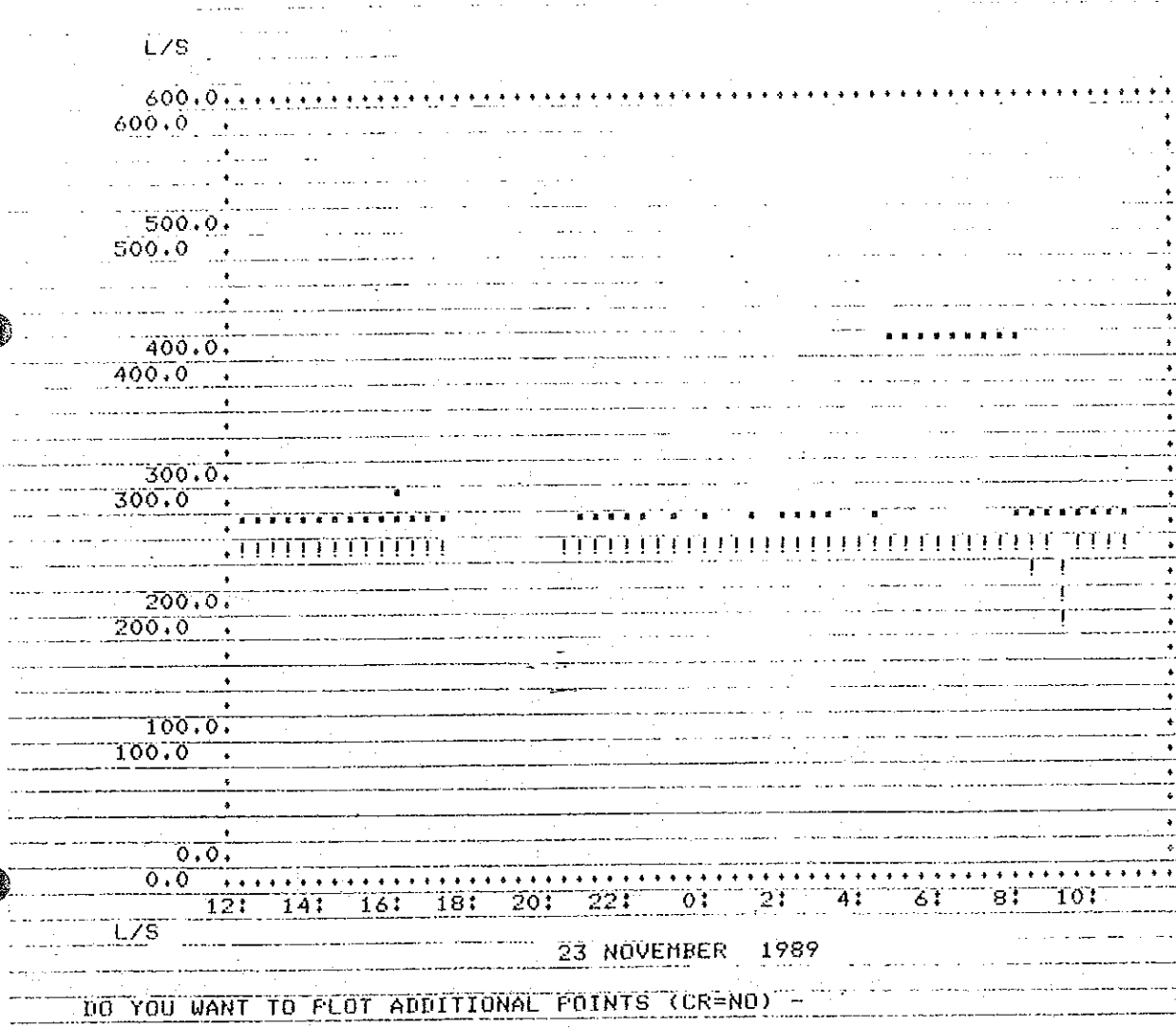


DO YOU WANT TO PLOT ADDITIONAL POINTS (CR=NO) -

| POINT | DESCRIPTION | PARAMETER | INITIALFROZEN |
|---|---|---|---|
| &&& LT.BB4N | EL SOCORRO CLEARWELL LEVEL 1 | SCAN VALUE | 2.49 METRE &&& |




23 NOVEMBER 1989

DO YOU WANT TO PLOT ADDITIONAL POINTS (CR=NO) =

TUMPUNA PUMPING STATION

PICTURE PAGE # -

10:48:34
28-NOV-89
FROZEN

PAGE 20

RTU 11 - TUMPUNA PUMP STATION

| ANALOG INPUTS: | | DIGITAL INPUTS: | |
|---|---|---|---|
| FLOW TO ARENA RIVER | 0.00 | SUMP LEVEL LOW ALARM | OFF |
| FLOW TO ARENA RESERVOIR | 0.00 | OIL TANK LEVEL LOW ALARM | OFF |
| ARENA RESERVOIR LEVEL | 0.00 | ARENA RES AC POWER FAIL | OFF |
| CHANNEL LEVEL | 0.00 | TUMPUNA WEIR AC POWER FAIL ALARM | |
| TUMPUNA RIVER WEIR LEVEL | 0.00 | BAND SCREEN FAIL ALARM | OFF |
| ARENA RES. RAIN GAUGE | 0.00 | AC POWER FAIL | OFF |
| RIVER DISCHARGE VALVE 1 | 0.00 | | |
| RIVER DISCHARGE VALVE 2 | 0.00 | .... PUMP 1 .. | |
| | | ... ON .. | VALVE 1 |
| | | ... .. | THROTL |
| | | .... PUMP 2 .. | |
| | | ... ON .. | VALVE 2 |
| | | ... .. | THROTL |
| | | .... PUMP 3 | |
| | | ... UNKNWN | |
| | | ... | |
| | | .... PUMP 4 | |
| | | ... UNKNWN | |
| | | ... | |
| | | .... PUMP 5 | |
| | | ... UNKNWN | |
| | | ... | |
| | | .... PUMP 6 | |
| | | ... UNKNWN | |
| | | ... | |