

5. List of Materials Collected

5. List of Materials Collected

- A. General Data with reference to SLBC
 - A-1 Facts and Information of SLBC (booklet)
 - A-2 Organization Chart of Ministry of Cultural Affairs and Information
 - A-3 Organization Chart of SLBC
 - A-4 Cadre of SLBC
 - A-5 Balance Sheet of SLBC in 1988 and 1989
 - A-6 Budgetary Balance Sheet of SLBC in 1990
 - A-7 On Air Programme Table of all Services
Booking Sheet of Studio (for two days)
 - A-8 Ceylon Broadcasting Corporation Act
 - A-9 Answers to the Questionnaires
 - A-10 Compendium of Audience Research Abstracts (1982-1988)

- B. Technical Data of SLBC
 - B-1 Service Area Map of FM and AM Radio Networks
 - B-2 Existing STL System
 - B-3 System Diagram of News Studio and Continuity Studios

- C. Data with reference to Building Construction
 - C-1 Specifications for Building Works
 - C-2 Specifications for Electrical & Mechanical Works Associated with Building & Civil Engineering
 - C-3 Specifications for Water Supply Sewerage and Storm Water Drainage Works
 - C-4 Specifications for Building Works Sanitary Installation
 - C-5 Specifications for Reclamation Works
 - C-6 Specifications for Irrigation and Land Drainage Works
 - C-7 Planning and Building Regulations
 - C-8 How to Estimate for Building Works
Building Construction Material & Manpower Data and Costing Guide
 - C-9 Conditions of Contract for Works of Building & Civil Engineering

D. General Data of Sri Lanka

- D-1 City of Colombo Development Plan
- D-2 Economic Performance the First Half of 1988
- D-3 Price and Wage Statistics 1987
- D-4 Public Investment 1989-1993
- D-5 Census of Population and Housing 1981
- D-6 National Accounts of Sri Lanka 1975-1988
- D-7 Statistical Pocket Book, 1988
- D-8 The National Atlas of Sri Lanka

6. Reference Data Attached

(1) On Air Programme Table

Table 6-1-1 Weekly On-Air Time Table of Sinhala National Service

Table 6-1-2 Weekly On-Air Time Table of Sinhala Commercial Service

Table 6-1-3 Weekly On-Air Time Table of Tamil National Service

Table 6-1-4 Weekly On-Air Time Table of English National Service

Table 6-1-5 Weekly On-Air Time Table of English Commercial Service
(Stereo)

Table 6-1-6 Weekly On-Air Time Table of Education Service

(2) Site Investigation at SLBC Headquarters Premises

(3) Meteorological Data

(4) Average Price of Selected Building Materials and Construction Inputs

Construction Cost Indices

(5) Acoustic Measurement Data

(1) On Air Programme Table

| | |
|-------------|--|
| Table 6-1-1 | Weekly On-Air Time Table of Sinhala National Service |
| Table 6-1-2 | Weekly On-Air Time Table of Sinhala Commercial Service |
| Table 6-1-3 | Weekly On-Air Time Table of Tamil National Service |
| Table 6-1-4 | Weekly On-Air Time Table of English National Service |
| Table 6-1-5 | Weekly On-Air Time Table of English Commercial Service (Stereo) |
| Table 6-1-6 | Weekly On-Air Time Table of Education Service |

Table 6-1-1 Weekly On-Air Time Table of Sinhala National Service

| Weekday | | Saturday | | Sunday | |
|---------|--|----------|--|---------|--|
| Time | Programme | Time | Programme | Time | Programme |
| 05 : 00 | Religious Programme | 05 : 00 | Religious Programme | 05 : 00 | Religious Programme |
| 05 : 30 | Songs | 05 : 30 | Songs | 05 : 30 | Songs |
| 05 : 45 | Songs | 05 : 45 | Songs | 05 : 45 | Songs |
| 06 : 00 | News (Live) | 06 : 00 | News (Live) | 06 : 00 | News (Live) |
| 06 : 10 | Obituary Notice and Announcements | 06 : 10 | Obituary Notice and Announcements | 06 : 10 | Obituary Notice and Announcements |
| 06 : 15 | Interview with an Artist | 06 : 15 | Interview with an Artist | 06 : 15 | Interview with an Artist |
| 07 : 15 | Feature Programme | 07 : 15 | Feature Programme | 07 : 15 | Feature Programme |
| 07 : 20 | Rural News | 07 : 20 | Rural News | 07 : 20 | Rural News |
| 07 : 30 | Light Songs | 07 : 30 | Light Songs | 07 : 30 | Light Songs |
| 08 : 00 | End of Morning Transmission | 08 : 00 | Teaching Buddhism | 08 : 00 | Teaching Buddhism |
| | | 08 : 30 | Feature | 08 : 30 | Feature |
| | | 09 : 00 | Songs | 09 : 00 | Songs |
| | | 09 : 15 | Feature | 09 : 15 | Feature |
| | | 09 : 30 | English Lesson | 09 : 30 | English Lesson |
| | | 10 : 00 | Drama | 10 : 00 | Drama |
| | | 10 : 30 | Feature | 10 : 30 | Feature |
| | | 11 : 00 | Teaching Tamil | 11 : 00 | Teaching Tamil |
| | | 11 : 15 | Boy Scout | 11 : 15 | Boy Scout |
| | | 12 : 15 | Science Programme | 12 : 15 | Science Programme |
| | | 12 : 45 | News | 12 : 45 | News |
| | | 12 : 55 | Obituary Notices | 12 : 55 | Obituary Notices |
| | | 13 : 00 | End of Transmission | 13 : 00 | End of Transmission |
| 17 : 00 | Birthdays Songs | 17 : 00 | Birthdays Songs | 17 : 00 | Birthdays Songs |
| 17 : 15 | Rural Songs | 17 : 15 | Rural Songs | 17 : 15 | Rural Songs |
| 17 : 30 | Feature | 17 : 30 | Feature | 17 : 30 | Feature |
| 18 : 00 | News | 18 : 00 | News | 18 : 00 | News |
| 18 : 10 | Obituary Notices and Programme Parade | 18 : 10 | Obituary Notices and Programme Parade | 18 : 10 | Obituary Notices and Programme Parade |
| 18 : 20 | News Parade | 18 : 20 | News Parade | 18 : 20 | News Parade |
| 18 : 30 | Worship Lord Buddha | 18 : 30 | Worship Lord Buddha | 18 : 30 | Worship Lord Buddha |
| 18 : 45 | Your Choice Programme | 18 : 45 | Your Choice Programme | 18 : 45 | Your Choice Programme |
| 19 : 30 | Light Songs | 19 : 30 | Light Songs | 19 : 30 | Light Songs |
| 19 : 45 | World News | 19 : 45 | World News | 19 : 45 | World News |
| 19 : 55 | Local News | 19 : 55 | Local News | 19 : 55 | Local News |
| 20 : 00 | Recital | 20 : 00 | Recital | 20 : 00 | Recital |
| 20 : 30 | Feature | 20 : 30 | Feature | 20 : 30 | Feature |
| 21 : 00 | News | 21 : 00 | News | 21 : 00 | News |
| 21 : 10 | Behind the News | 21 : 10 | Behind the News | 21 : 10 | Behind the News |
| 21 : 15 | Obituary Notices and Programme Parade | 21 : 15 | Obituary Notices and Programme Parade | 21 : 15 | Obituary Notices and Programme Parade |
| 21 : 45 | Feature | 21 : 45 | Feature | 21 : 45 | Feature |
| 22 : 15 | Culture Songs | 22 : 15 | Culture Songs | 22 : 15 | Culture Songs |
| 22 : 45 | Buddhist Programme | 22 : 45 | Buddhist Programme | 22 : 45 | Buddhist Programme |
| 23 : 00 | End of Transmission | 23 : 00 | End of Transmission | 23 : 00 | End of Transmission |

Table 6-1-2 Weekly On-Air Time Table of Sinhala Commercial Service

| Weekday | | Saturday | | Sunday | |
|---------|----------------------------|----------|----------------------------|---------|----------------------------|
| Time | Programme | Time | Programme | Time | Programme |
| 05 : 25 | Buddhist Programme | 05 : 25 | Buddhist Programme | 05 : 25 | Buddhist Programme |
| 06 : 00 | Wake up Morning Melody | 06 : 00 | Wake up Morning Melody | 06 : 00 | Wake up Morning Melody |
| 06 : 30 | News (Live) | 06 : 30 | News (Live) | 06 : 30 | News (Live) |
| 06 : 40 | Songs | 06 : 40 | Songs | 06 : 40 | Songs |
| 07 : 15 | Listeners Request Songs | 07 : 15 | Music Request Programme | 07 : 15 | Music Request Programme |
| 08 : 00 | Programme Parade | 08 : 00 | Programme Parade | 08 : 00 | Programme Parade |
| 08 : 05 | Music Request Programme | 08 : 05 | Lottery Programme | 08 : 05 | Songs |
| 08 : 30 | Songs | | | 08 : 30 | Folk Songs |
| | | 08 : 35 | Old Songs | | |
| 09 : 00 | Hindi Songs | 09 : 00 | Commercial Programme | 09 : 00 | Drama |
| 09 : 15 | Songs | 09 : 15 | Songs | 09 : 15 | Songs |
| 09 : 45 | Songs | 09 : 45 | Group Songs | 09 : 45 | Songs |
| 10 : 00 | Film Songs | 10 : 00 | Songs | 10 : 00 | Songs |
| | | 10 : 15 | Screen Music | | |
| 10 : 30 | Folk Songs | 10 : 30 | Sponsored Programme | 10 : 30 | Consultations on Life |
| | | 10 : 45 | Duet | 10 : 45 | Songs |
| 11 : 00 | Songs | 11 : 00 | Old Songs | 11 : 00 | How to Raise Gold Fish |
| | | 11 : 30 | Popular Songs | 11 : 30 | Fishery Hour |
| | | | | 11 : 45 | Comedy |
| 12 : 00 | Police News | 12 : 00 | Songs | 12 : 00 | Sponsored Programme |
| 12 : 05 | Songs | 12 : 30 | Bilar's Songs | 12 : 30 | Songs |
| 12 : 45 | News (Live) | 12 : 45 | News (Live) | 12 : 45 | News (Live) |
| 12 : 55 | Obituary and Announcements | 12 : 55 | Programme Parade | 12 : 55 | Programme Parade |
| 13 : 00 | Muslim Ladies Programme | 13 : 00 | Drama | 13 : 00 | Songs |
| 13 : 15 | Light Songs | 13 : 15 | Songs | 13 : 15 | Songs |
| 13 : 45 | Old Songs | 13 : 45 | Folk Songs | 13 : 45 | Songs |
| 14 : 00 | Ladies Programme | 14 : 00 | Screen Music | 14 : 00 | Drama |
| 14 : 30 | Female Request (Songs) | 14 : 30 | Old Songs | 14 : 30 | Consultations on Health |
| | | 14 : 45 | Songs | 14 : 45 | Songs |
| 15 : 00 | Songs | 15 : 00 | Popular Songs | 15 : 00 | Songs |
| | | 15 : 30 | Songs | 15 : 15 | Popular Songs |
| 16 : 00 | Children's Songs & Wishers | 16 : 00 | Children's Songs & Wishers | 15 : 30 | Folk Songs |
| 16 : 15 | Songs | 16 : 15 | Duet | 16 : 00 | Songs |
| 16 : 45 | Commercial Programme | 16 : 30 | Songs | 16 : 15 | Screen Music |
| 17 : 00 | Sports | 16 : 45 | Folk Songs | 16 : 30 | Children's Songs & Wishers |
| | | 17 : 00 | Screen Music | 16 : 45 | Songs |
| 17 : 30 | Feature Programme | 17 : 15 | How to Use Electricity | | |
| | | 17 : 45 | Folk Songs | 17 : 15 | Songs |
| 18 : 00 | News | 18 : 00 | News | 17 : 30 | Popular Songs |
| 18 : 10 | Announcements | 18 : 10 | Announcements | 17 : 45 | Speech Contest |
| 18 : 15 | Fishery man's Programme | 18 : 15 | Fishery man's Programme | 18 : 00 | News |
| 18 : 20 | Collective Songs | 18 : 20 | Collective Songs | 18 : 10 | Announcements |
| 18 : 30 | Buddhist Programme | 18 : 30 | Buddhist Programme | 18 : 15 | Songs |
| 18 : 45 | Songs | 18 : 45 | Songs | | |
| | | | | 18 : 30 | Buddhist Programme |
| 19 : 15 | Commercial Programme | 19 : 15 | Natural Conservation | 18 : 45 | Agriculture Programme |
| 19 : 30 | Light Songs | 19 : 30 | Songs | 19 : 00 | Drama |
| | | 19 : 45 | Agriculture Programme | | |
| 20 : 00 | Film Music | 20 : 00 | Sponsored Programme | 19 : 30 | Consultations on Health |
| | | | | 19 : 45 | Folk Songs |
| 20 : 30 | Drama | 20 : 30 | Songs | 20 : 15 | Sports |
| 21 : 00 | News | 21 : 00 | News | 20 : 30 | Drama |
| 21 : 10 | Announcements | 21 : 10 | Announcements | 21 : 00 | News |
| 21 : 15 | Songs | 21 : 15 | Request Programme | 21 : 10 | Announcements |
| 21 : 45 | Buddhist Programme | 21 : 45 | Buddhist Programme | 21 : 15 | Drama |
| 22 : 00 | End of Transmission | 22 : 00 | End of Transmission | 21 : 45 | Buddhist Programme |
| | | | | 22 : 00 | End of Transmission |

Table 6-1-3 Weekly On-Air Time Table of Tamil National Service

| Weekday | | Saturday | | Sunday | |
|---------|--|----------|--------------------------------------|---------|--------------------------------------|
| Time | Programme | Time | Programme | Time | Programme |
| 05 : 00 | Religious Programme | 05 : 00 | Religious Programme | 05 : 00 | Religious Programme |
| 06 : 00 | Songs Suitable for Sun Rising | 06 : 00 | Songs Suitable for Sun Rising | 06 : 00 | Songs Suitable for Sun Rising |
| 06 : 15 | Remembering the Songs of Old Artists | 06 : 15 | Remembering the Songs of Old Artists | 06 : 15 | Remembering the Songs of Old Artists |
| 06 : 30 | News & Announcements | 06 : 30 | News & Announcements | 06 : 30 | News & Announcements |
| 06 : 40 | Reading Newspapers | 06 : 40 | Songs | 06 : 40 | Songs |
| 07 : 00 | Commercial Programme | 07 : 00 | Commercial Programme | 07 : 00 | Commercial Programme |
| 07 : 30 | School Assemble Programme | | | | |
| 07 : 45 | Provincial News | 07 : 45 | Provincial News | 07 : 45 | Provincial News |
| 07 : 50 | Local Film Songs and Light Songs | | | | |
| 08 : 00 | Orchestra | 08 : 00 | Hindi Music | 08 : 00 | Christian Music |
| 08 : 30 | Islam Programme | | | | |
| 09 : 00 | Announcer's Choice | 09 : 00 | My Choice | 09 : 00 | My Choice |
| 09 : 30 | Listener's Request | | | | |
| 10 : 00 | Music Programme | 10 : 00 | Education Programme | 10 : 00 | English Lesson |
| | | 11 : 00 | Music and Children's Programme | 10 : 45 | Women's Programme |
| 12 : 00 | Police News | 12 : 00 | Commercial Programme | 11 : 15 | Children's Programme |
| 12 : 05 | Happy Melodies | | | 12 : 00 | Commercial Programme |
| 12 : 45 | News & Announcements | 12 : 45 | News & Announcements | 12 : 45 | News & Announcements |
| 13 : 00 | Unforgettable Old Songs | 13 : 00 | Commercial Programme | 13 : 00 | Commercial Programme |
| 13 : 30 | Hindi Hit Songs | | | | |
| 14 : 00 | Songs from One Film | 14 : 00 | Songs from One Film | 14 : 00 | Indian Overseas Bank |
| 14 : 15 | Songs Written by One Poet | 14 : 15 | Songs Written by One Poet | 14 : 15 | Songs Written by One Poet |
| 14 : 30 | Housewife's Choice | 14 : 30 | Housewife's Choice | 14 : 30 | Housewife's Choice |
| 15 : 00 | Women's Magazine Programme | 15 : 00 | Women's Magazine Programme | 15 : 00 | Women's Magazine Programme |
| 15 : 30 | Good Advice by Songs | 15 : 30 | Good Advice by Songs | 15 : 30 | Good Advice by Songs |
| 15 : 45 | Sports News | 15 : 45 | Sports News | 15 : 45 | Sports News |
| 16 : 00 | Variety Songs | 16 : 00 | Variety Songs | 16 : 00 | Variety Songs |
| 16 : 30 | Songs | 16 : 30 | Songs | 16 : 30 | Songs |
| 17 : 00 | Today's Listeners | 17 : 00 | Today's Listeners | 17 : 00 | Today's Listeners |
| 17 : 15 | Birthday Greetings | 17 : 15 | Birthday Greetings | 17 : 15 | Birthday Greetings |
| 17 : 30 | Listener's Request | 17 : 30 | Listener's Request | 17 : 30 | Listener's Request |
| 18 : 00 | News | 18 : 00 | News | 18 : 00 | News |
| 18 : 10 | Notice and Announcements | 18 : 10 | Notice and Announcements | 18 : 10 | Notice and Announcements |
| 18 : 15 | Hindi Programme | 18 : 15 | Hindi Programme | 18 : 15 | Christian Songs |
| | | 18 : 30 | Music | | |
| 18 : 45 | Science Programme | | | | |
| 19 : 00 | Folk Songs | 19 : 00 | Listener's Programme | 19 : 00 | Christian Programme |
| | | 19 : 30 | Light Music | 19 : 30 | Light Music |
| 19 : 50 | World News | 19 : 50 | World News | 19 : 50 | World News |
| 20 : 00 | Islam Programme | 20 : 00 | Islam Programme | 20 : 00 | Islam Programme |
| 21 : 00 | News | 21 : 00 | News | 21 : 00 | News |
| 21 : 10 | Behind the News/Parliament | 21 : 10 | Behind the News/Parliament | 21 : 10 | Behind the News/Parliament |
| 21 : 15 | Notice | 21 : 15 | Notice | 21 : 15 | Notice |
| 21 : 30 | Discussions, Talks, Overseas Programme | 21 : 30 | Drama | 21 : 30 | Poetical Illustration |
| | | | | 21 : 45 | Classical Music |
| | | 22 : 30 | Old Songs | | |
| 23 : 00 | End of Transmission | 23 : 00 | End of Transmission | 23 : 00 | End of Transmission |

Table 6-1-4 Weekly On-Air Time Table of English National Service

| Weekday | | Saturday | | Sunday | |
|---------|------------------------------------|----------|------------------------------------|---------|--|
| Time | Programme | Time | Programme | Time | Programme |
| 06 : 00 | A Passing Thought | 06 : 00 | A Passing Thought | 06 : 00 | A Passing Thought |
| 06 : 05 | Wake up Call | 06 : 05 | Wake up Call | 06 : 05 | Wake up Call |
| 06 : 45 | News and Announcements | 06 : 45 | News and Announcements | 06 : 45 | News and Announcements |
| 07 : 00 | Musical Clock | 07 : 00 | Musical Clock | 07 : 00 | Musical Clock |
| 07 : 30 | World News | 07 : 30 | World News | 07 : 30 | World News |
| 07 : 35 | Musical Clock | 07 : 35 | Musical Clock | 07 : 35 | Musical Clock |
| | | 08 : 30 | Bright Spot | 08 : 00 | Good Morning Sri Lanka |
| 09 : 00 | Home Scene | | | 08 : 30 | Bright Spot |
| 10 : 00 | End of Transmission | 10 : 00 | Saturday Feature | 10 : 00 | Melodies and Memories |
| | | 10 : 30 | Favourite Things | 10 : 30 | Headlines |
| | | | | 10 : 45 | What Buddhism means to me |
| | | 11 : 00 | Facets of Lanka | 11 : 00 | Fantasy |
| | | 11 : 15 | Show Time | 11 : 15 | Meditation |
| | | | | 11 : 30 | Swing Time |
| | | 11 : 45 | Science Magazine | 11 : 45 | Sports Magazine |
| 12 : 00 | Lunch Time Music | 12 : 00 | Dutch Concert Rostrum | 12 : 00 | Classics at Noon |
| 13 : 00 | A Disc for You | 13 : 00 | A Disc for You | 13 : 00 | A Disc for You |
| 13 : 15 | News Announcements and Police News | 13 : 15 | News Announcements and Police News | 13 : 15 | News Announcements and Police News |
| 13 : 30 | Personal Choice | 13 : 30 | Break for Lunch | 13 : 30 | Break for Lunch |
| | | 14 : 00 | Holiday Choice | 14 : 00 | Off the Press |
| | | | | 14 : 15 | Light Music for the Netherlands |
| | | | | 14 : 30 | Folk Weave |
| 15 : 00 | End of Transmission | 15 : 00 | Down the Western Trail | 15 : 00 | Golden Oldies |
| | | 15 : 30 | Top of the Pops | | |
| | | 16 : 00 | Rock Salad | 16 : 00 | Sri Lanka Originals |
| 16 : 30 | Take it Easy | 16 : 30 | Take it Easy | 16 : 30 | In Concert |
| 17 : 00 | Billboards Hit '50 | | | 17 : 00 | BBC Beautiful Music |
| | | 17 : 15 | Telling Talks | 17 : 15 | Christian Children's Corner |
| 17 : 30 | Junior Jamboree | 17 : 30 | Junior Jamboree | 17 : 30 | Junior Jamboree |
| 17 : 45 | Music Verse & Song | 17 : 45 | Melodies that Linger | 17 : 45 | Young Ones |
| 18 : 15 | News and Announcements | 18 : 15 | News and Announcements | 18 : 15 | News and Announcements |
| 18 : 30 | Listener's Request | 18 : 30 | Alphabetical Delight | 18 : 30 | Hit Parade |
| | | 19 : 00 | Lesser known Tracks | 19 : 00 | German Mirror |
| 19 : 30 | Uni Walkers Sports Newsreel | 19 : 30 | Uni Walkers Sports Newsreel | 19 : 30 | Uni Walkers Sports Newsreel |
| 19 : 35 | Evergreens | | | | |
| | | 19 : 40 | At Random | 19 : 40 | Fretwork |
| 20 : 00 | Hindu Talk | 20 : 00 | Facts and Figures | 20 : 00 | Christian Half Hour/ Catholic Half Hour |
| 20 : 15 | Spot Light | | | | |
| 20 : 30 | The Performer | 20 : 30 | At the Keyboard | 20 : 30 | Recital |
| 20 : 45 | News and Announcements | 20 : 45 | News and Announcements | 20 : 45 | News and Announcements |
| 21 : 00 | News Desk | 21 : 00 | Foreign Affaires Review | 21 : 00 | News Desk |
| 21 : 15 | Night Vibes & Words | 21 : 15 | Free Wheeling | 21 : 15 | For the Night Owls |
| | | | | 21 : 30 | Talking Points |
| | | 22 : 00 | Thirty Minute Theatre | 22 : 00 | For the Night Owls |
| 22 : 30 | World News | 22 : 30 | World News | 22 : 30 | World News |
| 22 : 45 | Night Music | 22 : 45 | Night Music | 22 : 45 | Night Music |
| 23 : 00 | End of Transmission | 23 : 00 | End of Transmission | 23 : 00 | End of Transmission |

Table 6-1-5 Weekly On-Air Time Table of English Commercial Service (Stereo)

| Weekday | | Saturday | | Sunday | |
|---------|-------------------------------|----------|-------------------------------|---------|-------------------------------|
| Time | Programme | Time | Programme | Time | Programme |
| | | | | 10 : 00 | Brunch Time Beat |
| | | | | 12 : 00 | End of Morning Transmission |
| 18 : 00 | For Starters | 18 : 00 | For Starters | 18 : 00 | For Starters |
| 18 : 15 | News at Six Fifteen | 18 : 15 | News at Six Fifteen | 18 : 15 | News at Six Fifteen |
| 18 : 30 | Jazz Tracks | 18 : 30 | E.W.B. Hotline | 18 : 30 | Young Sound |
| | | 18 : 45 | Songs in the Key Word | | |
| 19 : 00 | Wine Light | 19 : 00 | Tamil Music | | |
| 19 : 30 | Pop Showcase | 19 : 30 | Pop Showcase | 19 : 30 | Pop Showcase |
| 20 : 45 | News at Eight Forty Five | 20 : 45 | News at Eight Forty Five | 20 : 45 | News at Eight Forty Five |
| 20 : 55 | Programme Parade for Tomorrow | 20 : 55 | Programme Parade for Tomorrow | 20 : 55 | Programme Parade for Tomorrow |
| 21 : 00 | Swedish Rhapsody | 21 : 00 | Classical Notes | 21 : 00 | Sunday Soiree |
| 21 : 30 | At the Proms (Concerts) | 21 : 30 | World of Music | | |
| 22 : 30 | Melody Time | | | | |
| 23 : 00 | End of Transmission | 23 : 00 | End of Transmission | 23 : 00 | End of Transmission |

Table 6-1-6 Weekly On-Air Time Table of Education Service

| Weekday | | Saturday and Sunday |
|---------|---------------------------------|---------------------|
| Time | Programme | |
| 07 : 30 | School Assembly | No Transmission |
| 07 : 52 | Thoughts for the Day | |
| 08 : 00 | Aesthetics | |
| 08 : 15 | English for me | |
| 08 : 30 | Social Studies | |
| 08 : 50 | Children's Songs | |
| 09 : 00 | Health Programme | |
| 09 : 20 | Sinhala | |
| 09 : 50 | Arts Magazine/Literary Magazine | |
| 10 : 20 | End of Morning Transmission | |
| 18 : 00 | News | |
| 18 : 10 | Aesthetics | |
| 18 : 25 | English for me | |
| 18 : 40 | Social Studies | |
| 19 : 00 | Children's Songs | |
| 19 : 10 | Health Programme | |
| 19 : 30 | Sinhala | |
| 20 : 00 | Arts Magazine/Literary Magazine | |
| 20 : 30 | End of Transmission | |

(2) Site Investigation at SLBC Headquarters Premises

SITE INVESTIGATION AT THE
SRI LANKA BROADCASTING
CORPORATION HEADQUARTERS
PREMISES

August, 1989

Geotech Limited
190B Geotech Limited
Nugegoda.

| CONTENTS | PAGE |
|-----------------------------|------|
| 1. Introduction | 1 |
| 2. Scope of investigation | 1 |
| 3. Field investigation | 1 |
| 4. Laboratory investigation | 3 |
| 4.1 Upper 2m of soil | 4 |
| 4.2 Strong layer below 2m | 4 |
| 4.3 Alluvial deposit | 4 |
| 4.4 Organic clay layer | 4 |
| 4.5 Tests on ground water | 6 |
| 5. Recommendations | 6 |

SITE INVESTIGATION FOR THE PROPOSED BUILDING COMPLEX AT THE SLBC PREMISES FOR TODA CONSTRUCTION COMPANY LIMITED

1. INTRODUCTION

The Sri Lanka Broadcasting Corporation proposes to construct a new building complex at their premises at Baudhaloka Road, Colombo 7. Geotech Limited was requested to carry out a site investigation at the proposed site to provide sub-soil information which could be used for the design and construction of the foundations.

This report covers the details of the site investigation carried out by Geotech Limited and the laboratory testing programme carried out at the University of Moratuwa, Sri Lanka.

2. SCOPE OF INVESTIGATION

The scope of the investigation was to construct two boreholes at the locations marked in the layout drawing, Figure 1. The in situ Standard Penetration Tests (SPTs) were to be supplemented with a laboratory test programme.

In absence of structural details of the proposed buildings, only general recommendations are to be made for foundation design.

3. FIELD INVESTIGATION

The boreholes BH1 and BH2 were advanced at the site at the locations indicated by the client. The two boreholes are about 38 m apart. A wider area could not be investigated due to the existence of old buildings which are not yet demolished to make way for the new complex.

Drilling commenced on July 14, 1989 and was completed on July 24, 1989. Both boreholes were terminated at rock at the depths given in the Table 1 below. The borehole logs are given in the Appendix A.

A cross-section across the two boreholes showing the main features of the sub-soil as observed from the borehole logs is given in the Figure 2. Note that the vertical scale is exaggerated in this figure to show the variations in the soil profile.

The N-values from the Standard Penetration Tests are also marked in the figure. SPTs were carried out at approximately 1.5m intervals and at changes in the soil strata. In the

normal SPT the 300mm test drive follows a seating drive of 150mm. The SPT value (N-value) recorded in the borehole logs is the number of blows required for the test drive. When testing in hard formations, it is usual to terminate the test prior to achieving the standard penetration in order to avoid damage to the penetrating tool. A cut-off value of $n > 100$ was adopted.

Table 1 - Depth of Drilling

| Borehole No | Depth of Drilling-m |
|-------------|---------------------|
| BH 1 | 19.28 |
| BH 2 | 27.87 |

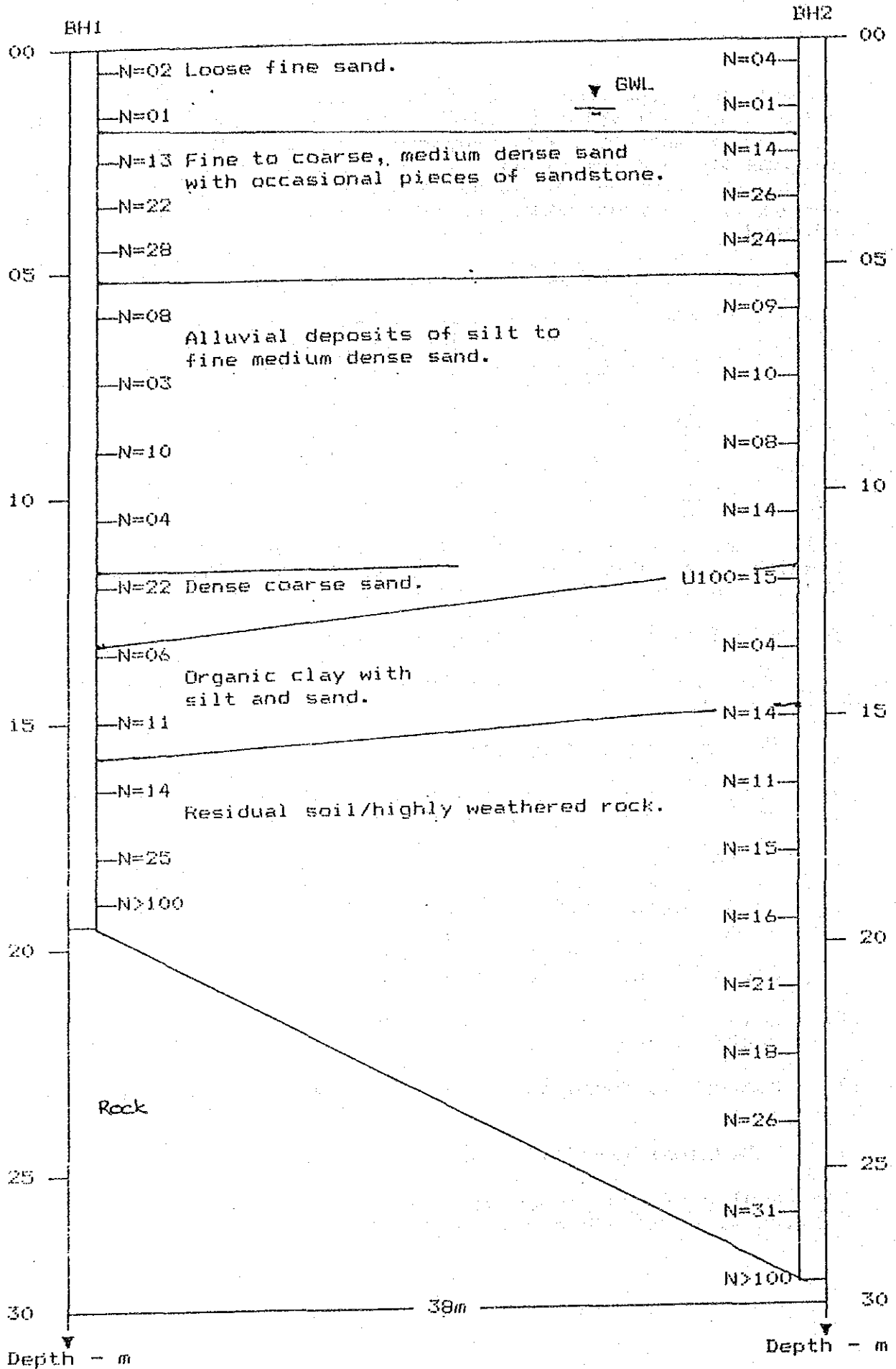
Bulk samples were taken at every change of formation and as required. A 100mm diameter undisturbed sample was taken from BH2 at a depth of 12 meters from the clay formation.

The main features of the site are as follows:

- a. The ground water table is at about 1.5 m from the ground surface.
- b. The upper 2 m of soil consists of a loose fine sand.
- c. This layer of loose fine sand is followed by a relatively strong layer of sand about 3.5 m thick.
- d. Below the relatively strong layer of sand is an alluvial deposit consisting of various soils such as silts, fine sand, organic matter, etc.
- e. A layer of organic clay, about 3 m thick, is found at a depth between 12 and 16 meters.
- f. Below the organic clay layer is the highly weathered rock/residual soil.
- g. Bedrock is found at 19.28 m in BH1 and at 27.87m in BH2.

4. LABORATORY INVESTIGATION

The results of the laboratory investigation carried out at the University of Moratuwa are contained in the Appendix B.



4.1 THE UPPER 2m OF SOIL

The grading curves shows that this is a poorly graded fine to medium sand with very little silt. It has a specific gravity varying between 2.62 and 2.65 as measured in the laboratory.

4.2 THE RELATIVELY STRONG LAYER OF SAND BELOW 2m

This layer consists of medium to coarse sand, and the borehole log shows that it also contains occasional pieces of sandstone.

4.3 THE ALLUVIAL DEPOSIT DESCRIBED IN d ABOVE

The grading curves for the alluvial deposit below the relatively strong layer of sand show that the soil layers vary from silty sands to clayey sand. These soils are also found to contain a small organic content.

4.4 THE ORGANIC CLAY LAYER DESCRIBED IN e ABOVE

This clay layer has an organic content of about 55%.

An undisturbed sample has been taken from this layer and tested in the laboratory for

- (i) shear strength characteristics, and
- (ii) consolidation characteristics.

The total shear strength parameters have been found to be

$$\phi_u = 0; \text{ and}$$

$$c_u = 50 \text{ kN/m}^2.$$

The results of the consolidation test are given in the Appendix B as

- (i) the $(e - \sigma')$ relationship; and
- (ii) the coefficients m_v and c_v for different stress increments.

These results enable the settlements in the layer to be calculated when the foundation size and foundation loads are known.

In the above expressions, ϕ_u = undrained friction angle; c_u = undrained cohesion; e = equilibrium ratio; and σ' = effective vertical stress.

4.5 TESTS ON GROUND WATER

The ph of 6.3 shows that the groundwater is slightly acidic.

The sulphate content is found to be 833 mg/l in the sample of groundwater taken. This works out to 83.3 parts per 100,000 by weight and falls into Class 2 as recommended by the Building Research Station in the United Kingdom, and for this Class the following precautionary measures have been recommended in Table II of the British Code of Practice 2004:1972:

Ordinary Portland Cement may be used, but the minimum cement content should be 330 kg/m³, with a maximum free water/cement ratio of 0.50 by weight.

5. RECOMMENDATIONS FOR FOUNDATIONS

As the nature of the structure and the magnitude of the foundation loads are not known, no specific recommendations are given for the foundation. However, in general terms, the following observations can be made.

(i) Shallow Foundations

If shallow foundations are to be used, then the foundation may be placed just above the ground water table. The soil beneath the foundation could be excavated up to ground water level, and the loose sand still remaining below the water table can be strengthened by compacted rubble packing.

As a first approximation, the allowable bearing capacity has been determined as follows:


The average N-value in the sand/silt below foundation level in the two boreholes are 12 for BH1 and 15 for BH2. Taking N = 12 gives an allowable bearing capacity of 125 kN/m².

(ii) Pile Foundation

If pile foundations are to be used, then the depth to rock is important. This varies from 19.28m in BH1 to 27.87m in BH2.

B. L. Tennakoon

Professor B L Tennakoon
University of Moratuwa



A.P. Jayasinghe
Managing Director, Geotech Ltd

(3) Meteorological Data

MONTHLY MEAN WIND DIRECTION IN DEGREES FOR 5 YEARS

| YEAR | JANUARY | FEBRUARY | MARCH | APRIL | MAY | JUNE | JULY | AUGUST | SEPTEMBER | OCTOBER | NOVEMBER | DECEMBER |
|------|----------|----------|----------|-------|-----|------|------|--------|-----------|---------|----------|----------|
| 1985 | 017 | Variable | Variable | 228 | 238 | 231 | 245 | 251 | 237 | 241 | 282 | 024 |
| 1986 | 015 | 349 | 229 | 172 | 222 | 253 | 248 | 243 | 242 | 253 | 270 | 036 |
| 1987 | 020 | 345 | 344 | 198 | 187 | 247 | 241 | 232 | 225 | 242 | 256 | 357 |
| 1988 | 329 | 350 | 236 | 196 | 216 | 229 | 213 | 239 | 238 | 248 | 037 | 023 |
| 1989 | Variable | 355 | 229 | 227 | 238 | 248 | 257 | 244 | 233 | 235 | 323 | 004 |

PERCENTAGE DIRECTION OF THE WIND -- 1989 -- %

| MONTH | JANUARY | | FEBRUARY | | MARCH | | APRIL | | MAY | | JUNE | | JULY | | AUGUST | | SEPTEMBER | | OCTOBER | | NOVEMBER | | DECEMBER | |
|-------|---------|--------|----------|---------|---------|---------|---------|---------|---------|---------|---------|---------|---------|---------|---------|---------|-----------|---------|---------|---------|----------|---------|----------|-------|
| | 8.30 | 17.30 | 8.30 | 17.30 | 8.30 | 17.30 | 8.30 | 17.30 | 8.30 | 17.30 | 8.30 | 17.30 | 8.30 | 17.30 | 8.30 | 17.30 | 8.30 | 17.30 | 8.30 | 17.30 | 8.30 | 17.30 | 8.30 | 17.30 |
| N | 10 - 8 | 3 - 7 | 2 - 3 | - | - | - | - | - | - | - | - | - | 2 - - | - | - | - | - | - | - | - | - | 20 - 18 | 23 - 3 | |
| NE | 58 - 24 | 48 - 4 | 11 - - | 2 - 3 | - | - | - | 2 - 3 | - | - | - | - | - | - | - | - | - | - | 5 - - | - | 23 - 7 | 48 - 27 | | |
| E | 19 - 3 | 30 - - | 24 - - | 23 - - | - | - | - | 23 - - | - | - | - | - | - | - | - | - | 3 - - | - | 10 - - | - | 7 - - | 5 - 3 | | |
| SE | 10 - 3 | 4 - - | 26 - 3 | 27 - 3 | 14 - - | - | - | 27 - 3 | - | - | - | 4 - - | - | - | - | 10 - - | - | 10 - - | 2 - - | - | 3 - - | 3 - - | | |
| S | - - | - - | 21 - - | 5 - - | 8 - 2 | - | - | 5 - - | - | - | - | 4 - - | - | - | - | - | 3 | - | 10 - 6 | - | 3 - 3 | - - 5 | | |
| SW | - - 6 | - - 11 | 6 - 21 | 17 - 30 | 35 - 56 | 40 - 55 | 27 - 27 | 17 - 30 | 52 - 65 | 53 - 72 | 39 - 43 | 58 - 73 | 52 - 65 | 53 - 72 | 39 - 43 | 53 - 72 | 39 - 43 | 39 - 43 | 39 - 43 | 10 - 17 | 10 - 17 | - - 5 | | |
| W | - - 10 | 4 - 25 | 5 - 65 | 20 - 52 | 35 - 39 | 57 - 45 | 58 - 73 | 20 - 52 | 40 - 35 | 26 - 21 | 15 - 43 | 58 - 73 | 40 - 35 | 26 - 21 | 15 - 43 | 26 - 21 | 15 - 43 | 15 - 43 | 15 - 43 | 5 - 33 | 5 - 33 | 3 - 32 | | |
| NW | - - 45 | 4 - 54 | 3 - 8 | - - 2 | - - 3 | - - | 6 - - | - - 2 | 4 - - | - - 3 | - - | 6 - - | 4 - - | - - 3 | - - | - - 3 | - - | - - | - - | - - | 8 - 22 | 8 - 21 | | |
| CALM | 3 - - | 7 - - | - - | 7 - 10 | 6 - - | 3 - - | - - | 7 - 10 | 4 - - | 6 - - | 3 - - | - - | 4 - - | 7 - - | 4 - - | 7 - - | 7 - - | 19 - 6 | 19 - 6 | 20 - - | 20 - - | 10 - 10 | | |

MAXIMUM WIND VELOCITY EVER RECORDED -- mph

| | | | |
|------|----|------|----|
| 1945 | 72 | 1970 | 49 |
| 1962 | 72 | 1971 | 69 |
| 1965 | 43 | 1972 | 48 |
| 1966 | 60 | 1973 | 61 |
| 1967 | 60 | 1974 | -- |
| 1968 | 60 | 1975 | 61 |
| 1969 | 62 | | |

MONTHLY MEAN MAXIMUM AND MINIMUM TEMPERATURE FOR 5 YEARS -- / °C

| YEAR | JANUARY | | FEBRUARY | | MARCH | | APRIL | | MAY | | JUNE | | JULY | | AUGUST | | SEPTEMBER | | OCTOBER | | NOVEMBER | | DECEMBER | |
|------|---------|------|----------|------|-------|------|-------|------|------|------|------|------|------|------|--------|------|-----------|------|---------|------|----------|------|----------|------|
| | MEAN | MINI | MEAN | MINI | MEAN | MINI | MEAN | MINI | MEAN | MINI | MEAN | MINI | MEAN | MINI | MEAN | MINI | MEAN | MINI | MEAN | MINI | MEAN | MINI | MEAN | MINI |
| 1985 | 31.1 | 22.8 | 31.0 | 22.9 | 31.3 | 24.1 | 31.9 | 25.6 | 31.6 | 25.9 | 29.0 | 24.6 | 29.7 | 25.4 | 29.3 | 26.2 | 29.8 | 25.0 | 29.8 | 24.0 | 29.9 | 23.0 | 30.6 | 22.8 |
| 1986 | 29.9 | 22.7 | 31.0 | 22.6 | 31.3 | 23.5 | 31.8 | 24.7 | 31.4 | 25.6 | 30.8 | 25.8 | 30.5 | 26.2 | 29.8 | 24.5 | 30.0 | 25.1 | 30.0 | 24.4 | 31.0 | 23.6 | 31.7 | 23.4 |
| 1987 | 31.5 | 23.2 | 31.8 | 22.5 | 32.8 | 24.4 | 32.5 | 24.0 | 32.4 | 25.2 | 31.2 | 26.5 | 31.5 | 26.4 | 30.5 | 24.9 | 30.9 | 25.3 | 30.6 | 24.2 | 30.8 | 24.3 | 31.1 | 23.6 |
| 1988 | 32.9 | 23.3 | 32.0 | 23.2 | 32.5 | 25.1 | 32.3 | 24.8 | 32.3 | 27.3 | 30.7 | 25.6 | 30.5 | 25.5 | 30.2 | 25.6 | 30.3 | 24.8 | 31.4 | 24.8 | 31.1 | 22.7 | 31.6 | 22.7 |
| 1989 | 31.4 | 22.8 | 31.5 | 21.8 | 31.4 | 23.1 | 31.8 | 23.3 | 35.9 | 25.7 | 29.5 | 25.1 | 29.8 | 24.8 | 29.9 | 25.6 | 30.5 | 25.1 | 30.1 | 24.2 | 31.4 | 23.5 | 31.7 | 23.1 |

N.B. Maximum Temperature for the day is taken at 1730 Hrs. Local Time
 Minimum " " 0830 Hrs. Local Time

HIGHEST TEMPERATURE RECORDED FOR A PARTICULAR MONTH FOR 5 YEARS -- / °C

| YEAR | JANUARY | FEBRUARY | MARCH | APRIL | MAY | JUNE | JULY | AUGUST | SEPTEMBER | OCTOBER | NOVEMBER | DECEMBER |
|------|---------|----------|-------|-------|------|------|------|--------|-----------|---------|----------|----------|
| 1985 | 33.1 | 34.1 | 32.6 | 33.2 | 33.6 | 30.4 | 30.7 | 30.4 | 30.9 | 31.8 | 31.7 | 32.2 |
| 1986 | 32.8 | 33.4 | 34.0 | 33.2 | 32.0 | 32.2 | 31.4 | 31.3 | 31.5 | 33.1 | 33.2 | 33.1 |
| 1987 | 33.3 | 33.8 | 34.0 | 33.2 | 33.2 | 32.5 | 32.2 | 31.9 | 32.2 | 31.7 | 32.3 | 33.6 |
| 1988 | 35.2 | 36.0 | 33.8 | 33.7 | 33.5 | 32.0 | 31.4 | 31.3 | 31.4 | 33.6 | - | 34.2 |
| 1989 | 34.3 | 34.2 | 33.2 | 32.9 | 32.2 | 30.4 | 32.2 | 30.8 | 32.1 | 30.5 | 33.8 | 34.2 |

EXTREME TEMPERATURE LAST 5 YEARS

Highest Temperature - 36.0 °C on 04th February 1988
 Lowest Temperature - 18.3 °C on 03rd February 1987

— Highest for the Year
 □ Highest for 5 Years

MONTHLY MEAN HUMIDITY (DAY AND NIGHT) FOR 5 YEARS -- %

| YEAR | JANUARY | | FEBRUARY | | MARCH | | APRIL | | MAY | | JUNE | | JULY | | AUGUST | | SEPTEMBER | | OCTOBER | | NOVEMBER | | DECEMBER | |
|------|---------|-------|----------|-------|-------|-------|-------|-------|-----|-------|------|-------|------|-------|--------|-------|-----------|-------|---------|-------|----------|-------|----------|-------|
| | Day | Night | Day | Night | Day | Night | Day | Night | Day | Night | Day | Night | Day | Night | Day | Night | Day | Night | Day | Night | Day | Night | Day | Night |
| 1985 | 90 | 88 | 72 | 90 | 73 | 91 | 74 | 88 | 74 | 87 | 83 | 89 | 79 | 86 | 80 | 86 | 79 | 88 | 79 | 91 | 76 | 91 | 73 | 91 |
| 1986 | 74 | 88 | 67 | 89 | 72 | 92 | 75 | 93 | 77 | 88 | 77 | 86 | 77 | 85 | 78 | 88 | 79 | 88 | 80 | 91 | 73 | 90 | 75 | 91 |
| 1987 | 71 | 85 | 67 | 87 | 69 | 88 | 73 | 91 | 73 | 91 | 78 | 86 | 73 | 85 | 80 | 88 | 79 | 89 | 82 | 95 | 77 | 91 | 72 | 88 |
| 1988 | 62 | 80 | 58 | 88 | 72 | 89 | 76 | 92 | 77 | 85 | 78 | 85 | 79 | 87 | 80 | 87 | 79 | 88 | 72 | 85 | 59 | 89 | 67 | 83 |
| 1989 | 70 | 86 | 64 | 86 | 67 | 89 | 76 | 89 | 79 | 88 | 81 | 87 | 81 | 87 | 77 | 84 | 77 | 87 | 78 | 91 | 74 | 92 | 67 | 87 |

MONTHLY DURATION OF SUNSHINE - 1989

$\frac{\text{Total for period}}{\text{Max Duration}} \times 100 = \%$

| | JANUARY | FEBRUARY | MARCH | APRIL | MAY | JUNE | JULY | AUGUST | SEPTEMBER | OCTOBER | NOVEMBER | DECEMBER | YEAR |
|---------|---------|----------|-------|-------|-----|------|------|--------|-----------|---------|----------|----------|-------|
| 7 - 8 | 64 | 82 | 79 | 61 | 38 | 46 | 33 | 49 | 42 | 48 | 23 | 62 | 52.25 |
| 8 - 9 | 34 | 90 | 87 | 75 | 49 | 57 | 42 | 67 | 52 | 55 | 76 | 80 | 67.8 |
| 9 - 10 | 79 | 87 | 84 | 73 | 51 | 57 | 47 | 32 | 67 | 71 | 88 | 86 | 72.7 |
| 10 - 11 | 79 | 87 | 86 | 75 | 59 | 52 | 50 | 32 | 68 | 74 | 86 | 82 | 73.3 |
| 11 - 12 | 77 | 86 | 91 | 81 | 54 | 59 | 50 | 75 | 68 | 75 | 88 | 82 | 73.8 |
| 12 - 13 | 80 | 86 | 97 | 84 | 52 | 61 | 66 | 75 | 64 | 76 | 92 | 81 | 77.0 |
| 13 - 14 | 72 | 86 | 96 | 81 | 70 | 62 | 52 | 77 | 72 | 78 | 89 | 74 | 75.8 |
| 14 - 15 | 66 | 87 | 97 | 76 | 66 | 63 | 36 | 68 | 66 | 72 | 87 | 78 | 71.8 |
| 15 - 16 | 53 | 81 | 96 | 58 | 55 | 57 | 34 | 52 | 49 | 66 | 76 | 76 | 62.8 |
| 16 - 17 | 32 | 74 | 85 | 50 | 41 | 44 | 22 | 44 | 34 | 50 | 57 | 60 | 45.4 |

MONTHLY RAINFALL FOR 5 YEARS

(IN MILLIMETERS)

| YEAR | JANUARY | FEBRUARY | MARCH | APRIL | MAY | JUNE | JULY | AUGUST | SEPTEMBER | OCTOBER | NOVEMBER | DECEMBER | ANNUAL |
|------|---------|----------|-------|-------|-------|-------|-------|--------|-----------|---------|----------|----------|--------|
| 1985 | 83.5 | 160.8 | 116.1 | 76.3 | 253.1 | 316.9 | 19.6 | 111.2 | 275.7 | 343.4 | 244.9 | 230.9 | 2232.4 |
| 1986 | 144.9 | 78.4 | 81.4 | 216.8 | 230.9 | 63.8 | 10.5 | 76.2 | 128.4 | 163 | 58.9 | 203.4 | 1456.6 |
| 1987 | 98.4 | 0 | 73.2 | 179.3 | 198.4 | 116.3 | 12 | 404.8 | 509.6 | 506.5 | 217.4 | 136 | 2451.9 |
| 1988 | 3 | 63.5 | 206.4 | 185 | 146.2 | 352.7 | 101.8 | 122.4 | 374.3 | 117.9 | 266.9 | 96 | 2036.2 |
| 1989 | 35.8 | 6.0 | 146.3 | 332.9 | 399.1 | 217.2 | 138.2 | 49.1 | 174.5 | 450.4 | 284.7 | 31.5 | 2265.7 |

AVERAGE TEMPERATURES FOR 5 YEARS --- °C

| | | | | |
|------|------|------|------|------|
| 1985 | 1986 | 1987 | 1988 | 1989 |
| 27.3 | 27.5 | 28.1 | 27.7 | 27.4 |

SOURCE : DEPARTMENT OF METEOROLOGY

**(4) Average Price of Selected Building Materials
and Construction Inputs**

Construction Cost Indices

AVERAGE PRICE OF SELECTED BUILDING MATERIALS AND CONSTRUCTION INPUTS

| Item | Unit | 1969 | 1980 | 1981 | 1982 | 1983 | 1984 | 1985 | 1986 | 1987 | 1988 | 1988 | 1989 | 1989 | |
|--|----------|----------|----------|----------|----------|----------|----------|----------|----------|----------|----------|----------|---------------|---------------|----------|
| | | Rs. cts. | Rs. cts. | Rs. cts. | Rs. cts. | Rs. cts. | Rs. cts. | Rs. cts. | Rs. cts. | Rs. cts. | Rs. cts. | Rs. cts. | Jan.- June | Jan.- June | Rs. cts. |
| Cement | Cwts. | 11.25 | 71.55 | 81.36 | 91.53 | 92.71 | 104.61 | 113.02 | 110.60 | 113.51 | 116.96 | 119.00 | 124.61 | 122.33 | 122.47 |
| M.S.Steel Bars | Cwts. | 80.00 | 403.36 | 457.70 | 458.30 | 505.81 | 675.11 | 701.90 | 701.51 | 630.37 | 840.75 | 826.12 | 837.50 | 1070.00 | 1010.00 |
| Timber Sawn | Cu.ft. | 16.55 | 105.00 | 134.68 | 134.68 | 137.82 | 138.73 | 159.56 | 159.56 | 159.56 | 159.56 | 159.50 | 163.71 | 168.53 | 156.12 |
| Brick(Hand Moulded) | 1000 | 90.00 | 354.16 | 349.17 | 397.50 | 435.00 | 505.94 | 486.28 | 500.33 | 532.93 | 648.95 | 665.82 | 710.22 | 757.50 | 733.59 |
| Roof Tiles Flat Average of Crs.(A & B) | 1000 | 340.00 | 2610.50 | 2494.51 | 2470.00 | 2927.50 | 3059.58 | 3342.05 | 3559.39 | 3828.27 | 3829.28 | 3834.43 | 3761.11 | 3700.00 | 3730.50 |
| Metal 3/4" | Cubes | 125.00 | 770.83 | 888.75 | 895.83 | 789.55 | 878.41 | 982.43 | 998.29 | 1046.82 | 1070.27 | 1102.91 | 1276.38 | 1417.91 | 1347.15 |
| Sand | Cubes | 30.00 | 170.00 | 181.25 | 184.00 | 230.00 | 283.92 | 281.83 | 286.58 | 333.02 | 345.00 | 374.12 | 465.33 | 450.42 | 432.88 |
| Lime | Bushel | 3.75 | 20.83 | 22.65 | 16.80 | 17.00 | 24.15 | 25.84 | 31.19 | 31.12 | 33.31 | 36.13 | 38.90 | 38.90 | 38.90 |
| Corrugated Asbestos Sheets | Sq.ft. | 0.20 | 4.86 | 5.02 | 5.65 | 6.39 | 6.68 | 6.75 | 6.66 | 6.78 | 6.91 | 7.26 | 9.52 | 9.52 | 9.52 |
| Paints Emulsion | Glns. | 44.65 | 135.00 | 138.75 | 165.94 | 236.12 | 245.81 | 262.99 | 275.01 | 271.17 | 278.54 | 293.52 | 337.50 | 388.75 | 354.50 |
| Hardware Wire Nails | Cwts. | 100.00 | 549.81 | 712.60 | 803.89 | 941.64 | 1054.22 | 1085.11 | 987.37 | 960.12 | 1050.25 | 1120.12 | 837.50 | 1070.00 | 1010.00 |
| Sanitary ware wash basins, 22"x15 with fittings & 1 tap coloured | No. | 125.00 | 416.55 | 473.48 | 547.50 | 613.95 | 730.05 | 706.73 | 690.53 | 736.57 | 767.91 | 798.15 | 850.00 | 868.75 | 865.63 |
| P.V.C.Pipes | L.ft. | 0.73 | 3.80 | 3.80 | 3.80 | 4.11 | 4.51 | 4.53 | 4.48 | 3.66 | 5.71 | 17.65 | 17.03 | 16.50 | 16.76 |
| Electrical Wire P.V.C. | 100 Yds. | 30.00 | 118.24 | 137.72 | 141.82 | 147.69 | 177.15 | 160.50 | 135.45 | 142.10 | 280.00 | 294.50 | 3.26 | 3.87 | 3.57 |
| CadJans | 100 prs. | 14.00 | 70.00 | 80.00 | 80.00 | 85.00 | 100.00 | 100.00 | 110.00 | 125.51 | 135.13 | 139.23 | 150.00 | 150.00 | 150.00 |
| Glass Plain 3 mm. | Sq.ft. | 1.50 | 7.70 | 7.70 | 11.30 | 11.19 | 11.08 | 10.76 | 10.15 | 10.50 | 10.16 | 10.73 | 12.76 | 13.29 | 13.02 |
| Concrete Mixer | p.d. | 85.00 | 305.00 | 385.00 | 385.00 | 419.18 | 426.00 | 438.25 | 475.00 | 675.00 | 875.00 | 875.00 | - | - | 875.00 |
| Unskilled Labour | p.d. | 4.84 | 19.22 | 27.03 | 29.06 | 32.58 | 38.68 | 40.31 | 40.62 | 40.62 | 55.00 | 55.00 | 55.00 | 55.00 | 55.00 |
| Skilled Labour | p.d. | 7.30 | 26.01 | 32.02 | 34.73 | 39.30 | 45.52 | 48.29 | 48.83 | 48.83 | 75.00 | 75.00 | 75.00 | 75.00 | 75.00 |
| Special Skill Labour | p.d. | - | - | - | - | - | - | - | - | - | 85.00 | 75.00 | 85.00 | 85.00 | 85.00 |

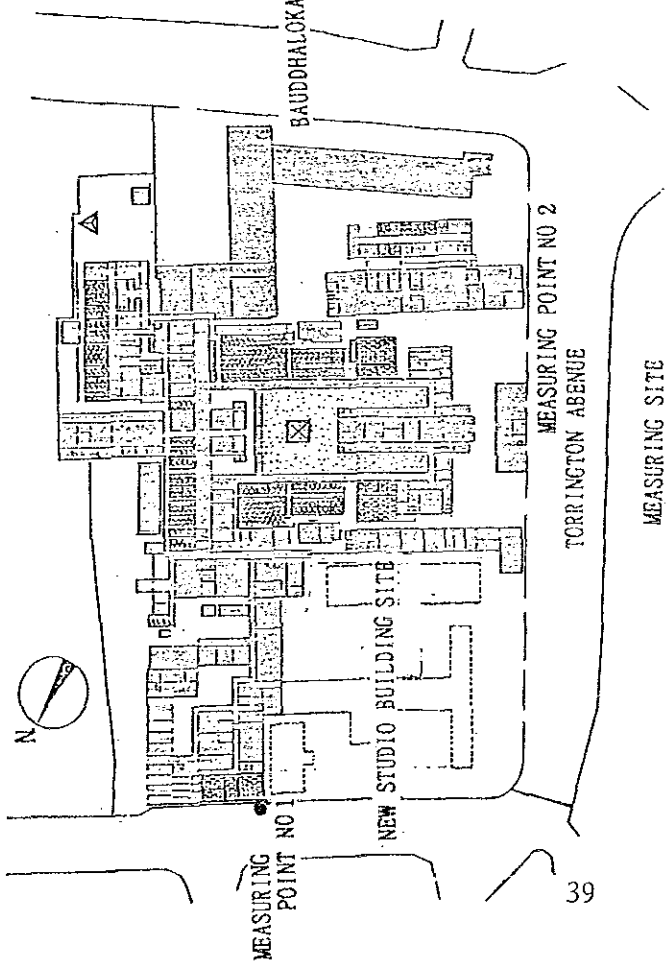
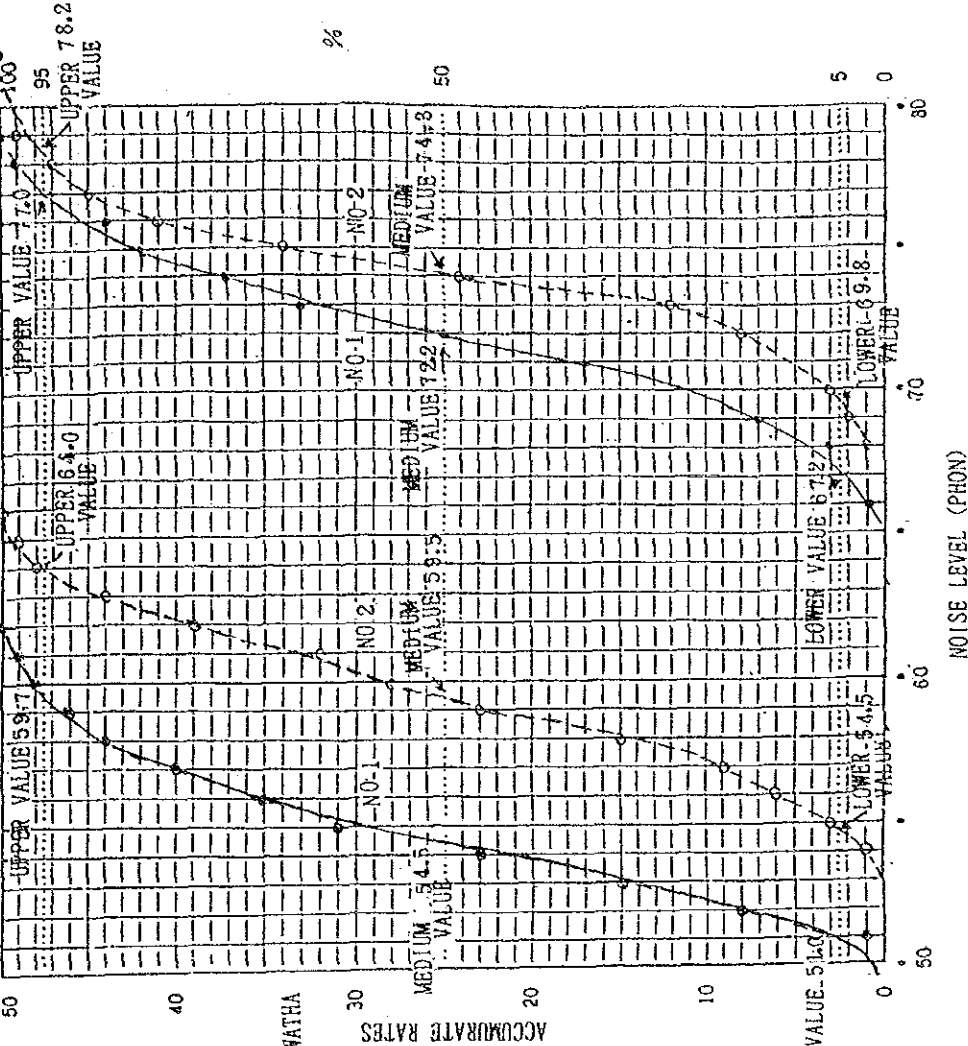
+ Per Meter

Construction Cost Indices

| Construction Sector | 1980 | 1981 | 1982 | 1983 | 1984 | 1985 | 1986 | 1987 Jan.- June | 1987 | 1988 Jan.- June | 1988 | 1989 Jan.- March | 1989 April- June | 1989 Jan.- June |
|--|--------|--------|--------|--------|--------|--------|--------|-----------------------|--------|-----------------------|---------|------------------------|------------------------|-----------------------|
| Housing brick, wall tile roof cement rendered floor | 555.15 | 653.83 | 699.23 | 749.50 | 826.60 | 883.50 | 885.19 | 896.40 | 896.45 | 971.59 | 982.86 | 1019.17 | 1043.06 | 1032.63 |
| Housing brick, wall, asbestos roofing cement rendered floor | 523.46 | 612.89 | 666.04 | 713.21 | 789.22 | 830.45 | 829.06 | 835.42 | 835.52 | 918.05 | 935.56 | 976.85 | 1003.99 | 988.62 |
| Housing cement sand/conc. block wall, tiled roof and cement rendered floor | 595.89 | 694.93 | 734.68 | 791.38 | 868.93 | 941.35 | 944.30 | 958.28 | 958.45 | 1024.33 | 991.02 | 1155.17 | 1176.16 | 1164.25 |
| Housing cement/sand conc. block wall | 575.41 | 670.33 | 736.17 | 783.33 | 855.01 | 911.11 | 903.20 | 910.69 | 910.83 | 969.72 | 987.27 | 1031.69 | 1046.55 | 1039.44 |
| Asbestos roof and cement rendered floor | 570.70 | 655.08 | 754.14 | 788.18 | 856.88 | 885.47 | 888.29 | 908.61 | 908.86 | 970.34 | 987.76 | 1084.46 | 1061.59 | 1043.07 |
| Housing cement/sand conc. block metal sheets roofing and cement rendered floor | 588.74 | 705.03 | 745.19 | 794.76 | 849.35 | 920.83 | 929.51 | 951.21 | 951.42 | 992.32 | 1022.25 | 1116.01 | 1208.46 | 1201.66 |
| Housing mud wall, tile, roof and mud floor | 551.99 | 620.18 | 634.91 | 676.92 | 786.80 | 841.55 | 854.60 | 863.08 | 863.17 | 948.56 | 1106.65 | 1269.32 | 1281.82 | 1275.73 |
| Housing thatched with mud wall and floor | 543.24 | 649.52 | 687.56 | 701.63 | 819.56 | 879.02 | 890.13 | 899.08 | 899.17 | 943.69 | 1088.84 | 1326.43 | 1252.09 | 1296.21 |
| Housing thatched wall and roof with mud floor | 518.78 | 617.21 | 645.33 | 691.04 | 722.15 | 831.33 | 837.10 | 854.44 | 845.57 | 1013.96 | 1115.84 | 1255.11 | 1270.44 | 1228.70 |
| All housing output | 554.36 | 634.07 | 673.77 | 720.22 | 809.43 | 872.77 | 882.82 | 907.58 | 907.72 | 985.36 | 1091.02 | 1195.59 | 1213.72 | 1204.65 |
| Modern non-residential bldgs. | 500.07 | 607.95 | 637.01 | 682.04 | 747.15 | 797.54 | 802.05 | 807.28 | 807.12 | 993.31 | 987.11 | 1170.58 | 1189.98 | 1180.56 |
| Conventional non-residential bldgs. | 462.68 | 548.49 | 585.69 | 630.81 | 706.11 | 739.33 | 739.59 | 841.41 | 841.73 | 929.11 | 847.40 | 1063.08 | 1034.71 | 1075.84 |
| All non-residential bldgs. | 385.94 | 457.42 | 492.90 | 534.42 | 607.14 | 637.47 | 644.25 | 647.35 | 647.35 | 876.67 | 741.94 | 862.01 | 896.87 | 885.74 |
| Other construction works | 469.44 | 558.67 | 592.24 | 637.00 | 714.19 | 757.61 | 760.85 | 765.46 | 765.46 | 944.93 | 942.39 | 1015.11 | 1001.86 | 1033.78 |
| All construction outputs | | | | | | | | | | | | | | |

- NOTES
1. Prices are average for public sector and private sector for items distributed by both sectors.
 2. Prices for Steel and Timber are ex-factory. Prices for Cadjan and sand are at areas, within a mile from collection point.
 3. Rates of skilled and unskilled wages are average wages of Buildings Department Rates, State Engineering Corporation, Labour Gazette (Building Trade).
 4. Prices are average for the periods indicated.
 5. Prices of Timber are averages of all classes of timber used in building works. These prices are the averages of prices collected from Timber Corporation and other private timber dealers.

(5) Acoustic Measurement Data



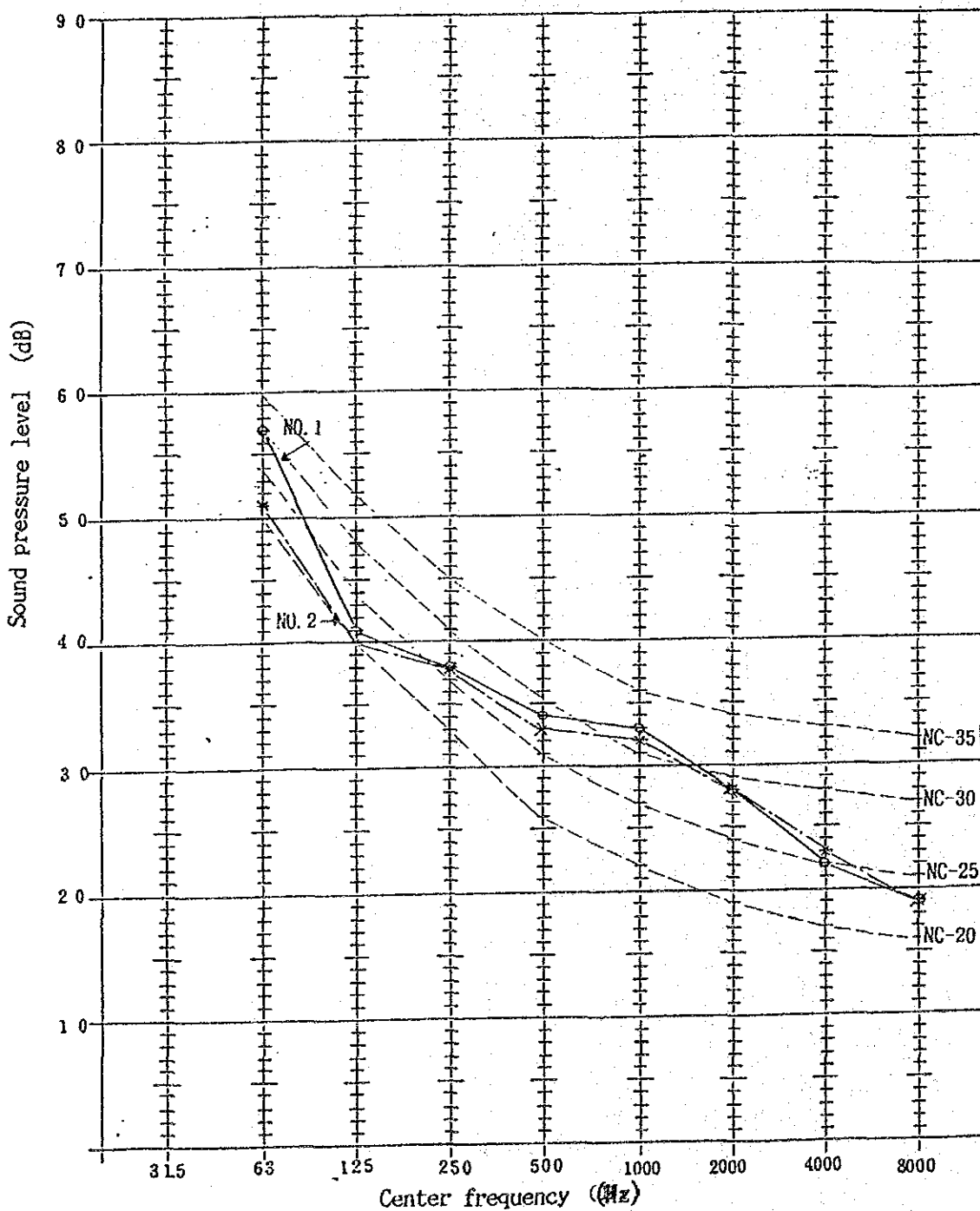
OBJECT OF MEASUREMENT TRAFFIC NOISE
 Date 90.1.26. 16:00 (NO 1) 90.1.29. 14:00 (NO 2)
 Measurer H. TAKATCH, AMARASEKARA
 Instruments RION NA-20

RESULTS OF TRAFFIC NOISE

Air Conditioning Noise

Date 90. 1. 26. Time 15:00. Measurer H. TAKATOH, AMARASEKARA
 Instruments RION NA-20 analyzer RION NX-01A

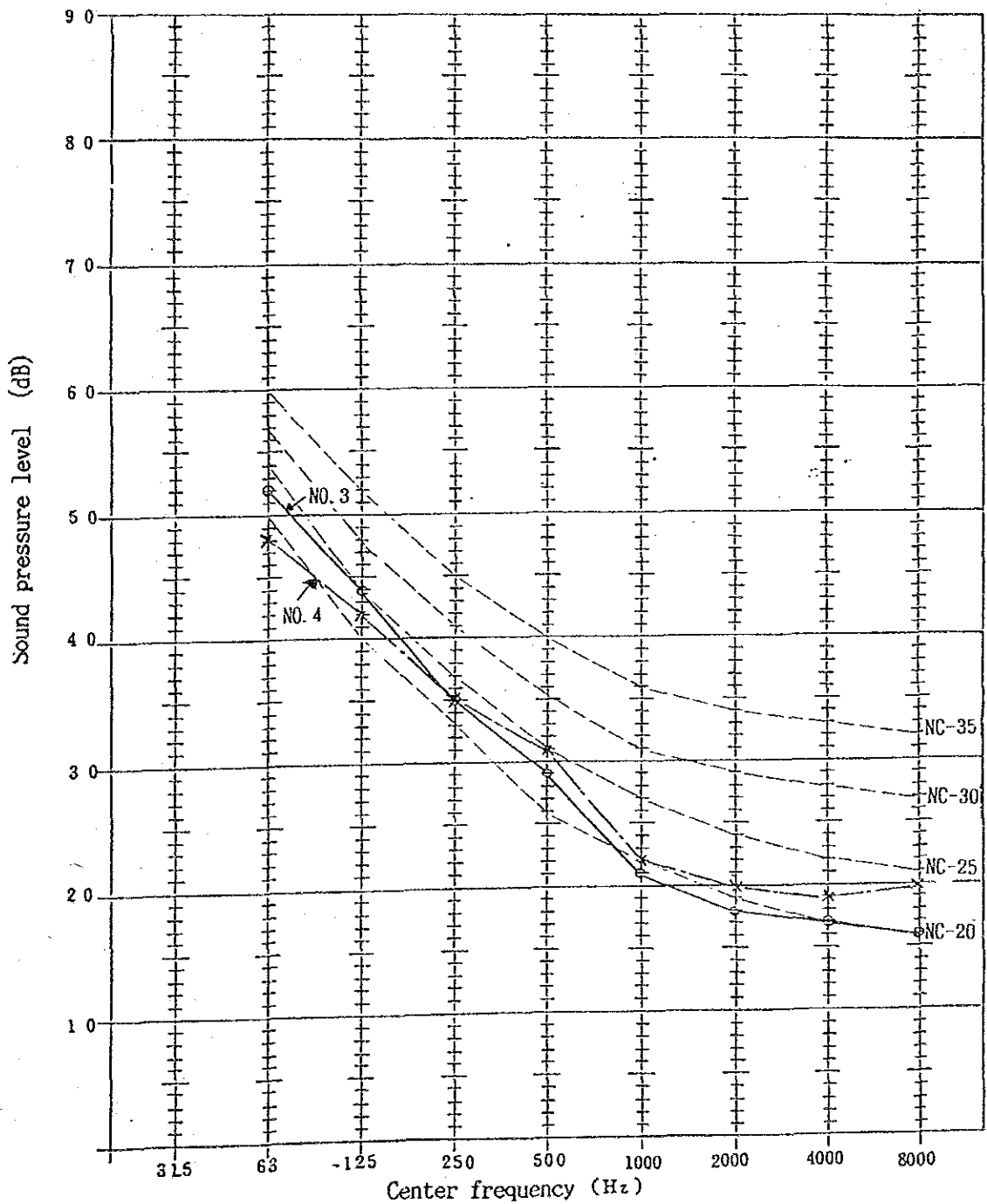
| No. | Position | Condition | Indication | | Notes |
|-----|-------------------------|---------------------------|------------|----|-------|
| | | | A | C | |
| 1 | PRODUCTION STUDIO NO. 5 | AIRCONDITION IN OPERATION | 37 | 59 | |
| 2 | PRODUCTION STUDIO NO. 6 | " | 37 | 57 | |
| | | | | | |
| | | | | | |
| | | | | | |



Air Conditioning Noise

Date 90.1.26. Time 15:15 Measurer: H. TAKATO, AMARASEKARA
 Instrument: RION NA-20 analyzer RION NX-01A

| No. | Position | Condition | Indication | | Notes |
|-----|------------------------|-------------------------------|------------|----|-------|
| | | | A | C | |
| 3 | CONTINUITY STUDIO NO.1 | AIR CONDITIONING IN OPERATION | 31 | 60 | |
| 4 | CONTINUITY STUDIO NO.3 | " | 32 | | |
| | | | | | |
| | | | | | |
| | | | | | |



JICA