

[MIDDLE EAST]

Afghanistan

| Sector | Planning & Administration | | | | Public Works & Utilities | | | | Agriculture, Forestry & Fisheries | | | | Mining & Industry | | Energy | | Commerce & Tourism | | Human Resources Development | | Public Health & Medicine | Social Welfare | Others | Expenses (Thousands) |
|--------------------------|---------------------------|-----------------------|--------------|----------------|--------------------------|-----------------------------------|-------------|-------------------|-----------------------------------|-----------|--------|---------------|-------------------|------------------|---------|-----------------|--------------------|--|-----------------------------|----|--------------------------|----------------|--------|----------------------|
| | Development Planning | Public Administration | Public Works | Transportation | Social Infrastructure | Telecommunications & Broadcasting | Agriculture | Livestock Farming | Forestry | Fisheries | Mining | Manufacturing | Energy | Commerce & Trade | Tourism | Human Resources | Science & Culture | | | | | | | |
| Fiscal Year | Total | | | | | | | | | | | | | | | | | | | | | | | |
| Acceptance of Trainees | | | | | | | | | | | | | | | | | | | | | | | | |
| 1954-1988 | 3 | 65 | 24 | 11 | 16 | 68 | 66 | 9 | 6 | 2 | 9 | 44 | 4 | 11 | 3 | 6 | | | | 87 | | | 3 | 669,748 |
| 1988 | | | | | | | | | | | | | | | | | | | | | | | | |
| Dispatch of Experts | | | | | | | | | | | | | | | | | | | | | | | | |
| Short-term | | | | | | | | | | | | | | | | | | | | | | | | |
| 1954-1988 | | | 18 | | 2 | 13 | 8 | | | | 3 | 7 | 1 | 1 | 1 | 10 | | | | 55 | | | | 880,170 |
| Long-term | | | | | | | | | | | | | | | | | | | | | | | | |
| Unspecified | | | | | | | | | | | | | | | | | | | | | | | | |
| Total | 3 | | 18 | | 2 | 13 | 8 | | | | 3 | 7 | 1 | 1 | 1 | 10 | | | | 55 | | | | |
| 1988 | | | | | | | | | | | | | | | | | | | | | | | | |
| Short-term | | | | | | | | | | | | | | | | | | | | | | | | |
| Long-term | | | | | | | | | | | | | | | | | | | | | | | | |
| Total | | | | | | | | | | | | | | | | | | | | | | | | |
| Dispatch of Survey Teams | | | | | | | | | | | | | | | | | | | | | | | | |
| 1954-1988 | | | | | 13 | 24 | 28 | | | | 7 | | | | | 5 | | | | 7 | | | 9 | 191,856 |
| 1988 | | | | | | | | | | | | | | | | | | | | | | | | |

Algeria

| Sector | Development Planning & Administration | | Public Works & Utilities | | | Agriculture, Forestry & Fisheries | | | | Mining & Industry | Energy | Commerce & Tourism | | Human Resources Development | | | Social Welfare | Others | Expenses (Thousands) |
|--------|---------------------------------------|----------------|--------------------------|----------------|-----------------------|-----------------------------------|-------------|-------------------|----------|-------------------|--------|--------------------|--------|-----------------------------|------------------|---------|----------------|--------|----------------------|
| | Development Planning | Administration | Public Works | Transportation | Social Infrastructure | Telecommunications & Broadcasting | Agriculture | Livestock Rearing | Forestry | | | Fisheries | Mining | Manufacturing | Commerce & Trade | Tourism | | | |

| Acceptance of Trainees | | | | | | | | | | | | | | | | | | |
|------------------------|----|---|---|----|---|----|----|---|---|---|----|---|---|---|---|---|---|---------|
| 1954-1988 | 1 | 4 | 1 | 15 | 2 | 41 | 11 | 2 | 1 | 3 | 22 | 1 | 1 | 5 | 6 | | | 281,820 |
| 1988 | 2 | 1 | 4 | 1 | 4 | 4 | 4 | 1 | 4 | 1 | 1 | 1 | 1 | 1 | 1 | 1 | 1 | 39,251 |
| | 2 | | | 1 | 1 | 1 | | | | | 1 | | | | | | | |
| | 15 | 2 | 1 | 5 | 1 | 4 | | | | | 1 | | | | | | | |

Note: Regarding the column for 1988, the top row shows the newly operations in FY 1988; the middle row shows the operations those continued from FY 1987 on, and the bottom row shows the total operations.

| Dispatch of Experts | | | | | | | | | | | | | | | | | | | |
|---------------------|----|--|---|---|---|----|----|---|---|---|---|--|--|--|---|----|----|-------|---------|
| 1954-1988 | 29 | | | | | 5 | 4 | | | | | | | | | | 8 | 12 | 407,984 |
| 1988 | 2 | | | | | 2 | 7 | | | | 2 | | | | | | 10 | 12 | |
| | 52 | | 8 | 8 | 2 | 14 | 12 | 2 | 2 | 2 | 2 | | | | | 18 | 25 | | |
| | 83 | | | | | 5 | | | | | | | | | | 2 | | | |
| | 5 | | | | | 5 | | | | | | | | | | 2 | | | |
| | 2 | | | | | 5 | | | | | | | | | | 2 | | | |
| | 7 | | | | | 5 | | | | | | | | | | 2 | | 7,601 | |
| | | | | | | | | | | | | | | | | | | | |
| | 5 | | | | | 5 | | | | | | | | | | | | | |
| | 2 | | | | | | | | | | | | | | | 2 | | | |
| | 7 | | | | | 5 | | | | | | | | | 2 | | | | |

| Dispatch of Survey Teams | | | | | | | | | | | | | | | | | | | |
|--------------------------|-----|--|---|---|----|----|--|--|--|--|----|--|--|--|--|---|----|----|---------|
| 1954-1988 | 150 | | 3 | 3 | 14 | 56 | | | | | 28 | | | | | 5 | 15 | 29 | 611,246 |
| 1988 | 8 | | 3 | 3 | | | | | | | | | | | | 5 | | | 9,530 |
| | 8 | | 3 | 3 | | | | | | | | | | | | 5 | | | |

Bahrain

| Fiscal Year | Sector | Development Planning & Administration | | Public Works & Utilities | | | Agriculture, Forestry & Fisheries | | | | Mining & Industry | | Energy | | Commerce & Tourism | | Human Resources Development | | Public Health & Medicine | Social Welfare | Others | Expenditures (Thousands) | | |
|---|--------|---------------------------------------|----------------|--------------------------|----------------|-----------------------|-----------------------------------|-------------|-------------------|----------|-------------------|--------|---------------|--------|--------------------|---------|-----------------------------|-------------------|--------------------------|----------------|--------|--------------------------|--|--------|
| | | Development Planning | Administration | Public Works | Transportation | Social Infrastructure | Telecommunications & Broadcasting | Agriculture | Livestock Farming | Forestry | Fisheries | Mining | Manufacturing | Energy | Commerce & Trade | Tourism | Human Resources | Science & Culture | | | | | | |
| Acceptance of Trainees | | | | | | | | | | | | | | | | | | | | | | 85,999 | | |
| 1954-1988 | Total | 8 | 2 | 2 | 2 | 4 | 4 | | | | | | | | 1 | 2 | 5 | | 10 | | 2 | | | |
| 1988 | Total | 1 | 1 | 2 | 1 | 1 | | | | | | 1 | 1 | | | 1 | 1 | | | | | | | |
| | Total | 9 | 3 | 4 | 3 | 5 | 4 | | | | | 1 | 1 | | 1 | 3 | 6 | | 10 | | 2 | | | 14,463 |
| Note: Regarding the column for 1988, the top row shows the newly operations in FY 1988, the middle row shows the operations these continued from FY 1987 on, and the bottom row shows the total operations. | | | | | | | | | | | | | | | | | | | | | | | | |
| Dispatch of Experts | | | | | | | | | | | | | | | | | | | | | | | | |
| 1954-1988 | | | | | | | | | | | | | | | | | | | | | | 145,808 | | |
| Short-term | | 4 | 3 | | | | | | | | | | | | | | | | 1 | | | | | |
| Long-term | | 4 | | 1 | | | | | | | | | | | | | | | 3 | | | | | |
| Unspecified | | | | | | | | | | | | | | | | | | | | | | | | |
| Total | | 8 | 3 | 1 | | | | | | | | | | | | | | | 4 | | | | | |
| 1988 | | | | | | | | | | | | | | | | | | | | | | 20,993 | | |
| Short-term | | | | | | | | | | | | | | | | | | | | | | | | |
| Long-term | | 1 | | 1 | | | | | | | | | | | | | | | 1 | | | | | |
| Unspecified | | 2 | | 1 | | | | | | | | | | | | | | | 1 | | | | | |
| Total | | 3 | | 2 | | | | | | | | | | | | | | | 2 | | | | | |

Egypt

| Fiscal Year | Sector | Planning & Administration | | | | Public Works & Utilities | | | Agriculture, Forestry & Fisheries | | | | Mining & Industry | | Energy | | Commerce & Tourism | | Human Resources Development | | Public Health & Medicine | Social Welfare | Others | Expenses (Thousand) |
|-------------|--------|---------------------------|-----------------------|--------------|----------------|--------------------------|-----------------------------------|-------------|-----------------------------------|----------|-----------|--------|-------------------|--------|------------------|---------|--------------------|-------------------|-----------------------------|----|--------------------------|----------------|--------|---------------------|
| | | Development Planning | Public Administration | Public Works | Transportation | Social Infrastructure | Telecommunications & Broadcasting | Agriculture | Livestock Farming | Forestry | Fisheries | Mining | Manufacturing | Energy | Commerce & Trade | Tourism | Human Resources | Science & Culture | | | | | | |
| 1954-1988 | Total | 47 | 125 | 45 | 333 | 57 | 230 | 189 | 12 | 3 | 20 | 23 | 311 | 35 | 59 | 14 | 146 | 11 | 236 | 23 | 12 | 4,150,763 | | |
| 1988 | Total | 2 | 19 | 3 | 17 | 8 | 12 | 19 | | | 1 | 33 | 1 | 2 | 1 | 5 | 3 | 28 | 1 | | | 453,691 | | |
| | | 2 | 19 | 3 | 17 | 8 | 12 | 19 | | | 1 | 33 | 1 | 2 | 1 | 5 | 3 | 28 | 1 | | | 453,691 | | |
| | | 2 | 19 | 3 | 19 | 8 | 12 | 26 | | | 3 | 36 | 2 | 2 | 1 | 6 | 5 | 32 | 1 | | | | | |

Note: Regarding the column for 1988, the top row shows the newly operations in FY 1988, the middle row shows the operations those continued from FY 1987 on, and the bottom row shows the total operations.

Dispatch of Experts

| Fiscal Year | Sector | Planning & Administration | | | | Public Works & Utilities | | | Agriculture, Forestry & Fisheries | | | | Mining & Industry | | Energy | | Commerce & Tourism | | Human Resources Development | | Public Health & Medicine | Social Welfare | Others | Expenses (Thousand) |
|-------------|--------|---------------------------|-----------------------|--------------|----------------|--------------------------|-----------------------------------|-------------|-----------------------------------|----------|-----------|--------|-------------------|--------|------------------|---------|--------------------|-------------------|-----------------------------|--|--------------------------|----------------|--------|---------------------|
| | | Development Planning | Public Administration | Public Works | Transportation | Social Infrastructure | Telecommunications & Broadcasting | Agriculture | Livestock Farming | Forestry | Fisheries | Mining | Manufacturing | Energy | Commerce & Trade | Tourism | Human Resources | Science & Culture | | | | | | |
| 1954-1988 | Total | 328 | 2 | 3 | 51 | 2 | 44 | 17 | 5 | 55 | 16 | 11 | 11 | 1 | 2 | 4 | 14 | 101 | 6 | | | | | 4,256,434 |
| 1988 | Total | 68 | 3 | 5 | 10 | 2 | 17 | 7 | 1 | 5 | 11 | 15 | 42 | 1 | 2 | 23 | 14 | 135 | 8 | | | | | |
| | | 68 | 3 | 5 | 10 | 2 | 17 | 7 | 4 | 1 | 15 | 42 | 6 | 1 | 2 | 23 | 14 | 135 | 8 | | | | | |
| | | 32 | 1 | 3 | 15 | 10 | 13 | 6 | | 6 | 1 | 6 | 1 | 7 | 6 | 7 | 7 | 18 | 5 | | | | | |
| | | 9 | 1 | 1 | 2 | 2 | 2 | 2 | | 1 | 1 | 1 | 1 | 1 | 1 | 1 | 1 | 3 | 1 | | | | | 454,090 |
| | | 23 | 2 | 1 | 7 | 7 | 7 | 7 | | 2 | 7 | 7 | 7 | 4 | 4 | 4 | 4 | 7 | 4 | | | | | |
| | | 32 | 3 | 1 | 9 | 9 | 9 | 9 | | 3 | 8 | 8 | 8 | 7 | 7 | 7 | 7 | 16 | 7 | | | | | |
| | | 65 | 1 | 3 | 15 | 15 | 15 | 15 | | 7 | 7 | 7 | 7 | 7 | 7 | 7 | 7 | 16 | 7 | | | | | |
| | | 30 | 2 | 1 | 8 | 8 | 8 | 8 | | 2 | 8 | 8 | 8 | 8 | 8 | 8 | 8 | 9 | 9 | | | | | |
| | | 95 | 3 | 4 | 15 | 15 | 15 | 15 | | 9 | 15 | 15 | 15 | 15 | 15 | 15 | 15 | 25 | 25 | | | | | |

Dispatch of Survey Teams

| | | | | | | | | | | | | | | | | | | | | | | | |
|-----------|-------|-----|---|-----|-----|----|----|-----|--|--|----|-----|----|---|----|--|-----|----|--|--|--|--|-----------|
| 1954-1988 | 1,527 | 170 | 2 | 214 | 265 | 55 | 96 | 340 | | | 4 | 116 | 32 | 6 | 75 | | 104 | 12 | | | | | 6,628,800 |
| 1988 | 153 | | | 18 | 29 | 20 | 14 | 35 | | | 14 | 14 | | | 4 | | 16 | 3 | | | | | 738,894 |
| | 11 | | | | | | | | | | | | | | 4 | | 7 | | | | | | |
| | 164 | | | 18 | 29 | 20 | 14 | 35 | | | 14 | 14 | | | 8 | | 23 | 3 | | | | | |

Iran

| Sector | Planning & Administration | | Public Works & Utilities | | | Agriculture, Forestry & Fisheries | | | Mining & Industry | | Commerce & Tourism | | Human Resources Development | | Public Health & Medicine | Social Welfare | Others | Expenses (Thousands) | | | | |
|--------------|---------------------------|-----------------------|--------------------------|----------------|-----------------------|-----------------------------------|-------------|-------------------|-------------------|-----------|--------------------|---------------|-----------------------------|------------------|--------------------------|----------------|--------|----------------------|---------|-----------------|-------------------|---------|
| | Development Planning | Public Administration | Public Works | Transportation | Social Infrastructure | Telecommunications & Broadcasting | Agriculture | Livestock Farming | Forestry | Fisheries | Mining | Manufacturing | Energy | Commerce & Trade | | | | | Tourism | Human Resources | Science & Culture | |
| Total | 40 | 263 | 19 | 106 | 103 | 181 | 172 | 13 | 7 | 34 | 35 | 142 | 56 | 29 | 8 | 56 | 2 | 96 | 3 | 18 | 1,895,403 | |
| 1984-1988 | 44 | 9 | 4 | 4 | 6 | 6 | 4 | 4 | | | 4 | 8 | 1 | 1 | | 1 | 1 | | | | | 104,090 |
| 1988 | 2 | 9 | 4 | 4 | 6 | 6 | 5 | 1 | | | 5 | 8 | 1 | | | 1 | 1 | | | | | |

Note: Regarding the column for 1988, the top row shows the newly operations in FY 1988, the middle row shows the operations those continued from FY 1987 on, and the bottom row shows the total operations.

| Fiscal Year | Dispatch of Experts | | Acceptance of Trainees | | Total | Expenses (Thousands) |
|--------------|---------------------|-----------|------------------------|-----------|-------|----------------------|
| | Short-term | Long-term | Short-term | Long-term | | |
| 1984-1988 | 12 | 4 | 8 | 4 | 16 | 1,263,958 |
| 1988 | 4 | 4 | 4 | 4 | 8 | 22,612 |
| Total | 16 | 8 | 12 | 8 | 20 | |

| Sector | Total | Planning & Administration | | Public Works & Utilities | | | Agriculture, Forestry & Fisheries | | | | Mining & Industry | | Energy | | Commerce & Tourism | | Human Resources Development | | Public Health & Medicine | Social Welfare | Others | Expenses (Thousands) |
|--|-------|---------------------------|-----------------------|--------------------------|----------------|-----------------------|-----------------------------------|-------------|-------------------|----------|-------------------|--------|---------------|--------|--------------------|---------|-----------------------------|-------------------|--------------------------|----------------|---------|----------------------|
| | | Development Planning | Public Administration | Public Works | Transportation | Social Infrastructure | Telecommunications & Broadcasting | Agriculture | Livestock Farming | Forestry | Fisheries | Mining | Manufacturing | Energy | Commerce & Trade | Tourism | Human Resources | Science & Culture | | | | |
| Dispatch of Survey Teams | | | | | | | | | | | | | | | | | | | | | | |
| 1954-1988 | 233 | 4 | | 39 | 35 | 12 | 71 | | | | | 26 | 4 | | | | 13 | | 9 | 20 | 750,489 | |
| 1988 | 3 | | | | | | 3 | | | | | | | | | | | | | | | 6,854 |
| | 3 | | | | | | 3 | | | | | | | | | | | | | | | |
| Dispatch of Japan Overseas Cooperation Volunteers | | | | | | | | | | | | | | | | | | | | | | |
| 1954-1988 | | | | | | | | | | | | | | | | | | | | | | 10,923 |
| 1988 | | | | | | | | | | | | | | | | | | | | | | |

MIDDLE EAST

| Sector | Planning & Administration | | Public Works & Utilities | | | Agriculture, Forestry & Fisheries | | | | Mining & Industry | | Energy | | Commerce & Tourism | | Human Resources Development | | Public Health & Medicine | Social Welfare | Others | Expenses (Thousands) | | |
|-----------|---------------------------|-----------------------|--------------------------|----------------|-----------------------|-----------------------------------|-------------|-------------------|----------|-------------------|--------|---------------|--------|--------------------|---------|-----------------------------|-------------------|--------------------------|----------------|--------|----------------------|-----------|---------|
| | Development Planning | Public Administration | Public Works | Transportation | Social Infrastructure | Telecommunications & Broadcasting | Agriculture | Livestock Farming | Forestry | Fisheries | Mining | Manufacturing | Energy | Commerce & Trade | Tourism | Human Resources | Science & Culture | | | | | | |
| Total | 983 | 31 | 151 | 19 | 119 | 111 | 133 | 32 | 5 | 7 | 7 | 10 | 142 | 18 | 58 | 5 | 51 | 7 | 58 | 18 | 1 | 1,866,968 | |
| 1954-1988 | 62 | 1 | 13 | 4 | 6 | 9 | 5 | 1 | | | | | 10 | 2 | | | 7 | 2 | 2 | | | | |
| 1988 | 12 | | | | | | | 1 | | | | | 8 | 1 | | | 1 | 1 | | | | | 161,899 |
| | 74 | 1 | 13 | 4 | 6 | 9 | 5 | 2 | | | | 18 | 3 | | | | 8 | 3 | 2 | | | | |

Acceptance of Trainees

| Fiscal Year | Short-term | Long-term | Total |
|-------------|------------|-----------|-------|
| 1954-1988 | 15 | 4 | 19 |
| 1988 | 72 | 6 | 78 |
| Total | 87 | 10 | 97 |

Note: Regarding the column for 1988, the top row shows the newly operations in FY 1988, the middle row shows the operations those continued from FY 1987 on, and the bottom row shows the total operations.

Dispatch of Experts

| Fiscal Year | Short-term | Long-term | Unspecified | Total |
|-------------|------------|-----------|-------------|-------|
| 1954-1988 | 14 | 4 | 28 | 46 |
| 1988 | 1 | | 16 | 17 |
| Total | 15 | 4 | 44 | 63 |

Dispatch of Survey Teams

| Fiscal Year | Short-term | Long-term | Total | Expenses (Thousands) |
|-------------|------------|-----------|-------|----------------------|
| 1954-1988 | 186 | 7 | 193 | 746,833 |
| 1988 | 8 | | 8 | 14,328 |
| Total | 194 | 7 | 201 | 761,161 |

Israel

| Fiscal Year | Sector | Planning & Administration | | Public Works & Utilities | | | Agriculture, Forestry & Fisheries | | | | Mining & Industry | | Energy | | Commerce & Tourism | | Human Resources Development | | Public Health & Medicine | Social Welfare | Others | Expenses (Thousands) | |
|-------------|------------------------|---------------------------|-----------------------|--------------------------|----------------|-----------------------|-----------------------------------|-------------|-------------------|----------|-------------------|--------|---------------|--------|--------------------|---------|-----------------------------|-------------------|--------------------------|----------------|--------|----------------------|----|
| | | Development Planning | Public Administration | Public Works | Transportation | Social Infrastructure | Telecommunications & Broadcasting | Agriculture | Livestock Farming | Forestry | Fisheries | Mining | Manufacturing | Energy | Commerce & Trade | Tourism | Human Resources | Science & Culture | | | | | |
| | Total | | | | | | | | | | | | | | | | | | | | | | |
| | Acceptance of Trainees | | | | | | | | | | | | | | | | | | | | | | |
| 1984-1988 | | 5 | | | | | | | | | | | | | | | | | | | | | 45 |
| 1988 | | | | | | | | | | | | | | | | | | | | | | | |

MIDDLE EAST

| Sector | Public Works & Utilities | | | | | | | | | | Agriculture, Forestry & Fisheries | | | | Mining & Industry | | Energy | | Commerce & Tourism | | Human Resources & Development | | Public Health & Medicine | Social Welfare | Others | Expenses (Thousand) |
|--|--------------------------|-----------------------|--------------|----------------|-----------------------|-----------------------------------|-------------|-------------------|----------|-----------|-----------------------------------|---------------|--------|------------------|-------------------|-----------------|-------------------|--|--------------------|---|-------------------------------|---|--------------------------|----------------|---------|---------------------|
| | Development Planning | Public Administration | Public Works | Transportation | Social Infrastructure | Telecommunications & Broadcasting | Agriculture | Livestock Farming | Forestry | Fisheries | Mining | Manufacturing | Energy | Commerce & Trade | Tourism | Human Resources | Science & Culture | | | | | | | | | |
| Filed Year | Total | | | | | | | | | | | | | | | | | | | | | | | | | |
| Dispatch of Survey Teams | | | | | | | | | | | | | | | | | | | | | | | | | | |
| 1954-1988 | 102 | | 63 | 19 | 40 | 27 | 6 | | | | | 13 | 22 | | | | | | 8 | | | 1 | | 1,574,714 | | |
| 1988 | | | 10 | | | | | | | | | | 5 | | | | | | 1 | | | | | | 203,384 | |
| | | | 10 | | | | | | | | | | 5 | | | | | | 1 | | | | | | | |
| Dispatch of Japan Overseas Cooperation Volunteers | | | | | | | | | | | | | | | | | | | | | | | | | | |
| 1954-1988 | 1 | 5 | | | 4 | | | | | | | | | | | | | | 3 | 1 | | 2 | | 126,552 | | |
| 1988 | | 1 | | | | | | | | | | | | | | | | | 1 | 1 | | 2 | | 52,576 | | |
| | | 1 | | | | | | | | | | | | | | | | | 1 | 1 | | 2 | | | | |
| | | 5 | | 4 | | | | | | | | | | | | | | | 2 | 1 | | 1 | | | | |
| | | 6 | | 4 | | | | | | | | | | | | | | | 2 | 1 | | 2 | | | | |
| | 18 | | | | | | | | | | | | | | | | | | 2 | 1 | | 2 | | | | |

MIDDLE EAST

Kuwait

| Sector | Planning & Administration | | Public Works & Utilities | | | Agriculture, Forestry & Fisheries | | | Mining & Industry | | Commerce & Tourism | | Human Resources Development | | Public Health & Medicine | Social Welfare | Others | Expenses (Thousands) |
|--------|---------------------------|-----------------------|--------------------------|----------------|-----------------------|-----------------------------------|-------------|-------------------|-------------------|---------|--------------------|---------------|-----------------------------|---------|--------------------------|----------------|--------|----------------------|
| | Development Planning | Public Administration | Public Works | Transportation | Social Infrastructure | Telecommunications & Broadcasting | Agriculture | Livestock Farming | Forestry | Fishing | Mining | Manufacturing | Commerce & Trade | Tourism | | | | |
| Total | 158 | 5 | 5 | 1 | 2 | 3 | 109 | 1 | 1 | 1 | 13 | 1 | 1 | 1 | 7 | 1 | | 274,967 |
| 1988 | 12 | | | | 1 | | 10 | | | | 1 | | | | | | | 25,263 |
| | 12 | | | | 1 | | 10 | | | | 1 | | | | | | | |

Acceptance of Trainees

| | | | | | | | | | | | | | | | | | | | |
|------|---|---|---|---|---|---|---|---|---|---|---|---|---|---|---|---|---|---|---|
| 1988 | 1 | 1 | 1 | 1 | 1 | 1 | 1 | 1 | 1 | 1 | 1 | 1 | 1 | 1 | 1 | 1 | 1 | 1 | 1 |
|------|---|---|---|---|---|---|---|---|---|---|---|---|---|---|---|---|---|---|---|

Note: Regarding the column for 1988, the top row shows the newly operations in FY 1988, the middle row shows the operations those continued from FY 1987 on, and the bottom row shows the total operations.

Dispatch of Experts

| | Short-term | Long-term | Unspecified | Total |
|-----------|------------|-----------|-------------|-------|
| 1988 | 1 | 6 | 22 | 29 |
| 1954-1988 | 1 | 6 | 5 | 11 |
| Total | 2 | 12 | 27 | 41 |

Dispatch of Survey Teams

| | | | | |
|-----------|---|---|---|----|
| 1988 | 1 | 2 | 3 | 6 |
| 1954-1988 | 1 | 2 | 3 | 6 |
| Total | 2 | 4 | 6 | 12 |

6.7%

Lebanon


| Fiscal Year | Sector | Planning & Administration | | | Public Works & Utilities | | | Agriculture, Forestry & Fisheries | | | | Mining & Industry | | Energy | Commerce & Tourism | | Human Resources Development | | Public Health & Medicine | Social Welfare | Others | Expenses (Thousands) |
|-------------|--------|---------------------------|-----------------------|--------------|--------------------------|-----------------------|-----------------------------------|-----------------------------------|-------------------|----------|-----------|-------------------|---------------|--------|--------------------|---------|-----------------------------|-------------------|--------------------------|----------------|--------|----------------------|
| | | Development | Public Administration | Public Works | Transportation | Social Infrastructure | Telecommunications & Broadcasting | Agriculture | Livestock Farming | Forestry | Fisheries | Mining | Manufacturing | | Commerce & Trade | Tourism | Human Resources | Science & Culture | | | | |
| | Total | | | | | | | | | | | | | | | | | | | | | |
| 1988 | | 5 | 3 | 3 | 3 | 1 | 3 | 2 | 2 | 2 | 4 | 4 | 4 | 4 | 1 | 2 | 1 | 2 | 1 | 1 | 1 | 38,024 |
| 1988 | | 5 | 3 | 3 | 3 | 1 | 3 | 2 | 2 | 2 | 4 | 4 | 4 | 4 | 1 | 2 | 1 | 2 | 1 | 1 | 1 | 17,607 |

Note: Regarding the column for 1988, the top row shows the newly operations in FY 1988, the middle row shows the operations those continued from FY 1987 on, and the bottom row shows the total operations.

| Fiscal Year | Sector | Planning & Administration | | | Public Works & Utilities | | | Agriculture, Forestry & Fisheries | | | | Mining & Industry | | Energy | Commerce & Tourism | | Human Resources Development | | Public Health & Medicine | Social Welfare | Others | Expenses (Thousands) |
|-------------|--------|---------------------------|-----------------------|--------------|--------------------------|-----------------------|-----------------------------------|-----------------------------------|-------------------|----------|-----------|-------------------|---------------|--------|--------------------|---------|-----------------------------|-------------------|--------------------------|----------------|--------|----------------------|
| | | Development | Public Administration | Public Works | Transportation | Social Infrastructure | Telecommunications & Broadcasting | Agriculture | Livestock Farming | Forestry | Fisheries | Mining | Manufacturing | | Commerce & Trade | Tourism | Human Resources | Science & Culture | | | | |
| | Total | | | | | | | | | | | | | | | | | | | | | |
| 1988 | | 14 | 1 | 1 | 1 | 1 | 4 | 4 | 4 | 4 | 5 | 5 | 5 | 5 | 3 | 3 | 1 | 1 | 1 | 1 | 1 | 36,344 |

Note: Regarding the column for 1988, the top row shows the newly operations in FY 1988, the middle row shows the operations those continued from FY 1987 on, and the bottom row shows the total operations.

| Fiscal Year | Sector | Planning & Administration | | | Public Works & Utilities | | | Agriculture, Forestry & Fisheries | | | | Mining & Industry | | Energy | Commerce & Tourism | | Human Resources Development | | Public Health & Medicine | Social Welfare | Others | Expenses (Thousands) |
|-------------|--------|---------------------------|-----------------------|--------------|--------------------------|-----------------------|-----------------------------------|-----------------------------------|-------------------|----------|-----------|-------------------|---------------|--------|--------------------|---------|-----------------------------|-------------------|--------------------------|----------------|--------|----------------------|
| | | Development | Public Administration | Public Works | Transportation | Social Infrastructure | Telecommunications & Broadcasting | Agriculture | Livestock Farming | Forestry | Fisheries | Mining | Manufacturing | | Commerce & Trade | Tourism | Human Resources | Science & Culture | | | | |
| | Total | | | | | | | | | | | | | | | | | | | | | |
| 1988 | | 6 | 6 | 6 | 6 | 6 | 6 | 6 | 6 | 6 | 6 | 6 | 6 | 6 | 6 | 6 | 6 | 6 | 6 | 6 | 6 | 7,145 |



Marocco

| Sector | Public Works & Utilities | | | | | | | | | | Agriculture, Forestry & Fisheries | | | Mining & Industry | | Energy | | Commerce & Tourism | | Human Resources Development | | Public Health & Medicine | Social Welfare | Others | Expenses (Thousands) |
|-----------|--------------------------|-----------------------|--------------|----------------|-----------------------|-----------------------------------|-------------|-------------------|----------|-----------|-----------------------------------|---------------|--------|-------------------|---------|-----------------|-------------------|--------------------|---|-----------------------------|--------|--------------------------|----------------|--------|----------------------|
| | Development Planning | Public Administration | Public Works | Transportation | Social Infrastructure | Telecommunications & Broadcasting | Agriculture | Livestock Farming | Forestry | Fisheries | Mining | Manufacturing | Energy | Commerce & Trade | Tourism | Human Resources | Science & Culture | | | | | | | | |
| 1984-1988 | Total | 5 | 13 | 4 | 17 | 13 | 10 | 9 | 1 | 25 | 25 | 17 | 5 | 9 | 6 | 9 | 1 | 4 | 2 | 351,526 | | | | | |
| | | 1 | 2 | 2 | 2 | 4 | 1 | 7 | 1 | 2 | 2 | 2 | 2 | 2 | 2 | 2 | 2 | 1 | 1 | 1 | 59,145 | | | | |
| | | 3 | 2 | 2 | 2 | 4 | 1 | 3 | 10 | 1 | 2 | 2 | 2 | 2 | 2 | 2 | 2 | 1 | 1 | 1 | | | | | |
| | | 1 | 2 | 2 | 2 | 4 | 1 | 10 | 1 | 1 | 1 | 2 | 2 | 2 | 2 | 2 | 2 | 1 | 1 | 1 | | | | | |

Note: Regarding the column for 1988, the top row shows the newly operations in FY 1988, the middle row shows the operations those continued from FY 1987 on, and the bottom row shows the total operations.

Dispatch of Experts

| 1984-1988 | Public Works & Utilities | | | | | | | | | | Agriculture, Forestry & Fisheries | | | Mining & Industry | | Energy | | Commerce & Tourism | | Human Resources Development | | Public Health & Medicine | Social Welfare | Others | Expenses (Thousands) | |
|-----------|--------------------------|-----------|-------------|-------|------------|-----------|-------------|-------|------------|-----------|-----------------------------------|-------|------------|-------------------|-------------|--------|------------|--------------------|-------------|-----------------------------|--|--------------------------|----------------|--------|----------------------|---------|
| | Short-term | Long-term | Unspecified | Total | Short-term | Long-term | Unspecified | Total | Short-term | Long-term | Unspecified | Total | Short-term | Long-term | Unspecified | Total | Short-term | Long-term | Unspecified | Total | | | | | | |
| 28 | 1 | 3 | 14 | | | | | | | | | | | | | | | | | | | | | | | |
| 12 | | | | | | | | | | | | | | | | | | | | | | | | | | |
| 34 | 10 | | 6 | | | | | | | | | | | | | | | | | | | | | | | 646,928 |
| 74 | 10 | 1 | 3 | 14 | 6 | 5 | 5 | 5 | 5 | 15 | 13 | | | | | | | | | | | | | | | |
| 4 | | | | | | | | | | | | | | | | | | | | | | | | | | |
| 3 | | | | | | | | | | | | | | | | | | | | | | | | | | |
| 7 | | | | | | | | | | | | | | | | | | | | | | | | | | |
| 2 | | | | | | | | | | | | | | | | | | | | | | | | | | |
| 7 | | | | | | | | | | | | | | | | | | | | | | | | | | |
| 9 | | | | | | | | | | | | | | | | | | | | | | | | | | |
| 6 | | | | | | | | | | | | | | | | | | | | | | | | | | |
| 10 | | | | | | | | | | | | | | | | | | | | | | | | | | |
| 16 | | | | | | | | | | | | | | | | | | | | | | | | | | |

| Sector | Planning & Administration | | Public Works & Utilities | | | Agriculture, Forestry & Fisheries | | | | Mining & Industry | | Energy | | Commerce & Tourism | | Human Resources Development | | Public Health & Medicine | Social Welfare | Others | Expenses (Y Thousands) |
|--|---------------------------|-----------------------|--------------------------|----------------|-----------------------|-----------------------------------|-------------|-------------------|----------|-------------------|--------|---------------|--------|--------------------|---------|-----------------------------|-------------------|--------------------------|----------------|--------|------------------------|
| | Development Planning | Public Administration | Public Works | Transportation | Social Infrastructure | Telecommunications & Broadcasting | Agriculture | Livestock Farming | Forestry | Fisheries | Mining | Manufacturing | Energy | Commerce & Trade | Tourism | Human Resources | Science & Culture | | | | |
| Dispatch of Survey Teams | | | | | | | | | | | | | | | | | | | | | |
| 1954-1988 | 420 | 11 | | 110 | 59 | | 31 | | | 58 | 143 | | | | | | | | | 8 | 2,399,841 |
| 1988 | 69 | 6 | | | 44 | | | | | | 8 | | | | | | | | | 8 | 457,725 |
| | 69 | 6 | | | 44 | | | | | 3 | 8 | | | | | | | | | 8 | |
| Dispatch of Japan Overseas Cooperation Volunteers | | | | | | | | | | | | | | | | | | | | | |
| 1954-1988 | 363 | 2 | 11 | 3 | 2 | 167 | 3 | 45 | 16 | 16 | 4 | | 44 | 1 | | | 34 | 4 | 2 | 9 | 2,393,204 |
| 1988 | 29 | | 6 | 1 | | 14 | | | | | | | 4 | | | | 3 | 1 | | | |
| | 70 | | 5 | 2 | | 26 | | | | | | | 17 | 1 | | | 7 | 1 | | | 1 |
| | 99 | | 11 | 3 | | 50 | | | | | | | 21 | 1 | | | 10 | 2 | | | 1 |

| Fiscal Year | Sector | Planning & Administration | | Public Works & Utilities | | | Agriculture, Forestry & Fisheries | | | | Mining & Industry | | Energy | Commerce & Tourism | | Human Resources & Development | | Public Health & Medicine | Social Welfare | Others | Expenses (Thousands) |
|-------------|--------|---------------------------|----------------|--------------------------|----------------|-----------------------|-----------------------------------|-------------|-------------------|----------|-------------------|--------|--------|--------------------|------------------|-------------------------------|-----------------|--------------------------|----------------|--------|----------------------|
| | | Development | Administration | Public Works | Transportation | Social Infrastructure | Telecommunications & Broadcasting | Agriculture | Livestock Farming | Forestry | Fisheries | Mining | | Manufacturing | Commerce & Trade | Tourism | Human Resources | | | | |

| Acceptance of Trainees | | | | | | | | | | | | | | | | | | | | | |
|------------------------|-------|---|---|---|---|---|----|----|--|--|--|---|---|----|---|---|---|--|--|---|---------|
| 1984-1988 | Total | 2 | 4 | 1 | 9 | 6 | 12 | 11 | | | | 1 | 3 | 11 | 1 | 1 | 3 | | | 2 | 120,211 |
| 1988 | | 2 | 2 | 1 | 1 | 1 | | | | | | 1 | 3 | 3 | | 1 | | | | | 19,605 |
| | | 2 | 2 | 1 | 1 | 2 | | | | | | 1 | 3 | 3 | | 1 | | | | | |
| | | 2 | 2 | 2 | 2 | 2 | | | | | | 1 | 1 | 3 | | 1 | | | | | |

Note: Regarding the column for 1988, the top row shows the newly operations in FY 1988, the middle row shows the operations those continued from FY 1987 on, and the bottom row shows the total operations.

| Dispatch of Experts | | | | | | | | | | | | | | | | | | | | | |
|---------------------|-------------|---|---|--|---|---|--|--|--|--|--|--|--|---|--|--|--|--|--|--|--------|
| 1984-1988 | Short-term | 8 | 2 | | 3 | | | | | | | | | | | | | | | | |
| | Long-term | | | | | 1 | | | | | | | | 2 | | | | | | | 87,169 |
| | Unspecified | | | | | | | | | | | | | | | | | | | | |
| | Total | 8 | 2 | | 3 | 1 | | | | | | | | 2 | | | | | | | |
| | Short-term | 2 | 2 | | | | | | | | | | | | | | | | | | |
| | | 2 | 2 | | | | | | | | | | | | | | | | | | |
| | Long-term | | | | | | | | | | | | | 2 | | | | | | | 25,793 |
| | | 1 | | | | 1 | | | | | | | | | | | | | | | |
| | | 3 | | | | 1 | | | | | | | | 2 | | | | | | | |
| | Total | 4 | 2 | | | | | | | | | | | 2 | | | | | | | |
| | | 1 | 2 | | | 1 | | | | | | | | 2 | | | | | | | |
| | | 5 | 2 | | | 1 | | | | | | | | 2 | | | | | | | |

| Dispatch of Survey Teams | | | | | | | | | | | | | | | | | | | | | |
|--------------------------|-------|----|--|--|--|-----|--|-----|--|--|--|----|----|----|--|----|--|--|--|--|-----------|
| 1984-1988 | Total | 38 | | | | 109 | | 117 | | | | | 46 | 22 | | 26 | | | | | 2,742,951 |
| 1988 | | 9 | | | | | | 14 | | | | 11 | | | | | | | | | 264,965 |
| | | 9 | | | | | | 14 | | | | 11 | | | | | | | | | |

Saudi Arabia


| Sector | Planning & Administration | | Public Works & Utilities | | | Agriculture, Forestry & Fisheries | | | | Mining & Industry | | Energy | | Commerce & Tourism | | Human Resources Development | | Public Health & Medicine | Social Welfare | Others | Expenses (Thousands) |
|--------|---------------------------|-----------------------|--------------------------|----------------|-----------------------|-----------------------------------|-------------|-------------------|----------|-------------------|--------|---------------|--------|--------------------|---------|-----------------------------|-------------------|--------------------------|----------------|--------|----------------------|
| | Development Planning | Public Administration | Public Works | Transportation | Social Infrastructure | Telecommunications & Broadcasting | Agriculture | Livestock Farming | Forestry | Fisheries | Mining | Manufacturing | Energy | Commerce & Trade | Tourism | Human Resources | Science & Culture | | | | |

| Acceptance of Trainees | |
|------------------------|------------|
| 1954-1988 | 580 |
| 1988 | 49 |
| Total | 629 |

Note: Regarding the column for 1988, the top row shows the newly operations in FY 1988, the middle row shows the operations those continued from FY 1987 on, and the bottom row shows the total operations.

| Dispatch of Experts | |
|---------------------|------------|
| 1954-1988 | 94 |
| 1988 | 54 |
| Total | 148 |

| Dispatch of Survey Teams | |
|--------------------------|------------|
| 1954-1988 | 342 |
| 1988 | 16 |
| Total | 358 |



| Sector | Fiscal Year | Planning & Administration | | Public Works & Utilities | | | Agriculture, Forestry & Fisheries | | | | Mining & Industry | | Energy | | Commerce & Tourism | | Human Resources Development | | Public Health & Medicine | Social Welfare | Others | Expenses (Thousands) |
|--|-------------|---------------------------|-----------------------|--------------------------|----------------|-----------------------|-----------------------------------|-------------|-------------------|----------|-------------------|--------|---------------|--------|--------------------|---------|-----------------------------|-------------------|--------------------------|----------------|--------|----------------------|
| | | Development Planning | Public Administration | Public Works | Transportation | Social Infrastructure | Telecommunications & Broadcasting | Agriculture | Livestock Farming | Forestry | Fisheries | Mining | Manufacturing | Energy | Commerce & Trade | Tourism | Human Resources | Science & Culture | | | | |
| Dispatch of Survey Teams | | | | | | | | | | | | | | | | | | | | | | |
| | 1954-1988 | 35 | | 19 | | | | | | | | | | | | | | | | | | 143,240 |
| | 1988 | 24 | | 19 | | | | | | | | | | | | | | | | | | 107,038 |
| | | 24 | | 19 | | | | | | | | | | | | | | | | | | |
| Dispatch of Japan Overseas Cooperation Volunteers | | | | | | | | | | | | | | | | | | | | | | |
| | 1954-1988 | | | | | | | | | | | | | | | | | | | | | 2,266 |
| | 1988 | | | | | | | | | | | | | | | | | | | | | |

MIDDLE EAST

Sudan

| Fiscal Year | Sector | Planning & Administration | | | | Public Works & Utilities | | | | Agriculture, Forestry & Fisheries | | | | Mining & Industry | | | Energy | | | Commerce & Tourism | | | Human Resources Development | | | Public Health & Medicine | | | Social Welfare | | | Others | | | Expenses (Thousands) |
|-------------|--------|---------------------------|-----------------------|--------------|----------------|--------------------------|-----------------------------------|-------------|-------------------|-----------------------------------|-----------|--------|---------------|-------------------|------------------|---------|-----------------|-------------------|--------------------------|--------------------|--------|----------------------|-----------------------------|--|--|--------------------------|--|--|----------------|--|--|--------|--|--|----------------------|
| | | Development Planning | Public Administration | Public Works | Transportation | Social Infrastructure | Telecommunications & Broadcasting | Agriculture | Livestock Rearing | Forestry | Fisheries | Mining | Manufacturing | Energy | Commerce & Trade | Tourism | Human Resources | Science & Culture | Public Health & Medicine | Social Welfare | Others | Expenses (Thousands) | | | | | | | | | | | | | |

Acceptance of Trainees

| | | | | | | | | | | | | | | | | | | | | | |
|-----------|-----|----|----|---|----|----|-----|----|---|---|----|---|----|----|---|----|----|----|---|---|-----------|
| 1954-1988 | 556 | 13 | 51 | 3 | 47 | 18 | 100 | 75 | 9 | 3 | 14 | 3 | 48 | 12 | 7 | 11 | 64 | 72 | 5 | 1 | 1,296,692 |
| 1988 | 48 | 1 | 4 | 2 | 4 | 8 | 6 | 1 | 1 | 1 | | | | | | | 10 | 11 | | | 145,998 |
| | 4 | 4 | 1 | | 4 | 2 | 2 | | | | | | | | | | | 1 | | | |
| | 52 | 1 | 5 | 2 | 4 | 8 | 8 | 8 | 1 | 1 | | | | | | | 10 | 12 | | | |

Note: Regarding the column for 1988, the top row shows the newly operations in FY 1988, the middle row shows the operations those continued from FY 1987 on, and the bottom row shows the total operations.

Dispatch of Experts

| | | | | | | | | | | | | | | | | | | | | | |
|-----------|----|--|--|---|---|---|----|---|---|---|--|--|---|--|--|--|---|----|---|---|---------|
| 1954-1988 | 40 | | | | | | 2 | | | | | | 1 | | | | 1 | 29 | 5 | 3 | 597,860 |
| | 7 | | | | | 3 | 1 | | | | | | | | | | 1 | 1 | | | |
| | 19 | | | 2 | 2 | 4 | 7 | 2 | 1 | 2 | | | | | | | | 1 | | | |
| | 66 | | | 2 | 2 | 7 | 10 | 2 | 1 | 2 | | | | | | | 1 | 31 | 5 | 3 | |
| 1988 | 13 | | | | | | | | | | | | | | | | | 8 | 5 | 3 | |
| | 3 | | | | | | | | | | | | | | | | | | | | |
| | 16 | | | | | | | | | | | | | | | | | 8 | 5 | 3 | |
| | 1 | | | | | | | | | | | | | | | | 1 | | | | 67,230 |
| | 2 | | | | | | | | | | | | 1 | | | | | 1 | | | |
| | 3 | | | | | | | | | | | | 1 | | | | | 1 | | | |
| | 14 | | | | | | | | | | | | | | | | | 8 | 5 | | |
| | 5 | | | | | | | | | | | | | | | | | 1 | | | |
| | 19 | | | | | | | | | | | | 1 | | | | | 9 | 5 | 3 | |

Dispatch of Survey Teams

| | | | | | | | | | | | | | | | | | | | | | |
|-----------|-----|----|--|----|----|----|----|----|--|--|---|----|---|---|--|--|---|----|--|---|-----------|
| 1954-1988 | 310 | 10 | | 30 | 39 | 32 | 45 | 60 | | | 4 | 30 | 2 | 2 | | | 6 | 49 | | 1 | 1,257,246 |
| 1988 | 67 | 8 | | 15 | 24 | | 15 | | | | | | | | | | | 5 | | | 217,304 |
| | 3 | | | 3 | | | | | | | | | | | | | | | | | |
| | 70 | 8 | | 18 | 24 | | 15 | | | | | | | | | | | 5 | | | |

Syria

| Fiscal Year | Sector | Planning & Administration | | Public Works & Utilities | | | Agriculture, Forestry & Fisheries | | | Mining & Industry | | Energy | | Commerce & Tourism | | Human Resources Development | | Public Health & Medicine | Social Welfare | Others | Expenses (Thousands) |
|-------------|--------|---------------------------|-----------------------|--------------------------|----------------|-----------------------|-----------------------------------|-------------|-------------------|-------------------|-----------|--------|---------------|--------------------|------------------|-----------------------------|-----------------|--------------------------|----------------|--------|----------------------|
| | | Development Planning | Public Administration | Public Works | Transportation | Social Infrastructure | Telecommunications & Broadcasting | Agriculture | Livestock Raising | Forestry | Fisheries | Mining | Manufacturing | Energy | Commerce & Trade | Tourism | Human Resources | | | | |
| 1954-1988 | Total | 14 | 22 | 5 | 21 | 22 | 33 | 8 | 23 | | 9 | 4 | 28 | 12 | 4 | 2 | 16 | 13 | 3 | 1 | 457,926 |
| 1988 | Total | 1 | 2 | | | | 3 | 1 | 2 | | 1 | 6 | | | | | 1 | | 1 | | 60,298 |
| | Total | 15 | 24 | 5 | 21 | 22 | 36 | 9 | 25 | | 10 | 10 | 28 | 12 | 4 | 2 | 17 | 13 | 4 | 1 | 618,224 |

Note: Regarding the column for 1988, the top row shows the newly operations in FY 1988, the middle row shows the operations those continued from FY 1987 on, and the bottom row shows the total operations.

Dispatch of Experts

| Fiscal Year | Category | Short-term | | Long-term | | Total | Expenses (Thousands) |
|-------------|----------|------------|-----------|------------|-----------|-------|----------------------|
| | | Short-term | Long-term | Short-term | Long-term | | |
| 1954-1988 | Total | 12 | 9 | 51 | 51 | 72 | 766,369 |
| 1988 | Total | 5 | 4 | 1 | 1 | 11 | 87,388 |
| | Total | 17 | 13 | 52 | 52 | 83 | 853,757 |

| Sector | Planning & Administration | | Public Works & Utilities | | | Agriculture, Forestry & Fisheries | | | | Mining & Industry | | Energy | | | Commerce & Tourism | | | Human Resources & Development | | | Social Welfare | Others | Expenses (Thousands) | |
|--|---------------------------|-----------------------|--------------------------|----------------|-----------------------|-----------------------------------|-------------|-------------------|----------|-------------------|--------|---------------|--------|------------------|--------------------|-----------------|-------------------|-------------------------------|----|--|----------------|--------|-------------------------|-----------|
| | Development Planning | Public Administration | Public Works | Transportation | Social Infrastructure | Telecommunications & Broadcasting | Agriculture | Livestock Farming | Forestry | Fisheries | Mining | Manufacturing | Energy | Commerce & Trade | Tourism | Human Resources | Science & Culture | Public Health & Medicine | | | | | | |
| Dispatch of Survey Teams | | | | | | | | | | | | | | | | | | | | | | | | |
| Total | | 37 | | | | 2 | 1 | 13 | | 2 | | 16 | | | | | | | 3 | | | | | 67,681 |
| 1954-1988 | | 5 | | | | | | | | | | 5 | | | | | | | | | | | | 12,000 |
| 1988 | | 5 | | | | | | | | | | 5 | | | | | | | | | | | | |
| Dispatch of Japan Overseas Cooperation Volunteers | | | | | | | | | | | | | | | | | | | | | | | | |
| Total | | 153 | 1 | 5 | 1 | 3 | 13 | 3 | 14 | 39 | 1 | 15 | | 9 | | | | | 30 | | | | 13 | 1,697,973 |
| 1954-1988 | | 21 | | 1 | 1 | | | | 4 | 4 | | | | 4 | | | | | 11 | | | | 4 | |
| 1988 | | 25 | | 4 | | | 1 | | 2 | 6 | 1 | 4 | | 2 | | | | | 3 | | | | 2 | 141,897 |
| 1988 | | 46 | | 5 | 1 | | 1 | | 2 | 10 | 1 | 4 | | 6 | | | | | 14 | | | | 2 | |

Tunisia

| Sector | Public Works & Utilities | | | | | | | | | | Agriculture, Forestry & Fisheries | | | | Mining & Industry | | Energy | | Commerce & Tourism | | | Human Resources Development | | Others | Expenditures (Thousands) |
|-------------------------------|--------------------------|-----------------------|--------------|----------------|-----------------------|-----------------------------------|-------------|-------------------|----------|-----------|-----------------------------------|---------------|--------|------------------|-------------------|-----------------|-------------------|--------------------------|--------------------|---|---------|-----------------------------|--|--------|--------------------------|
| | Development Planning | Public Administration | Public Works | Transportation | Social Infrastructure | Telecommunications & Broadcasting | Agriculture | Livestock Farming | Forestry | Fisheries | Mining | Manufacturing | Energy | Commerce & Trade | Tourism | Human Resources | Science & Culture | Public Health & Medicine | Social Welfare | | | | | | |
| Acceptance of Trainees | | | | | | | | | | | | | | | | | | | | | | | | | |
| 1954-1988 | 5 | 16 | 6 | 12 | 21 | 3 | 3 | | | | 24 | 14 | 12 | 3 | 5 | 15 | 1 | 17 | 4 | 1 | 374,903 | | | | |
| 1988 | 1 | 2 | 2 | 3 | 1 | 1 | 1 | | | | 2 | 1 | 2 | | 1 | | | 2 | 1 | | 47,163 | | | | |
| | 1 | | | | | | | | | | | | | | | | | | | | | | | | |
| | 1 | 2 | 2 | 3 | | 2 | 2 | | | | 2 | 1 | 2 | | 1 | | | 2 | 1 | | | | | | |

Note: Regarding the column for 1988, the top row shows the newly operations in FY 1988, the middle row shows the operations these continued from FY 1987 on, and the bottom row shows the total operations.

Dispatch of Experts

| Sector | Public Works & Utilities | | | | | | | | | | Agriculture, Forestry & Fisheries | | | | Mining & Industry | | Energy | | Commerce & Tourism | | | Human Resources Development | | Others | Expenditures (Thousands) |
|----------------------------|--------------------------|-----------------------|--------------|----------------|-----------------------|-----------------------------------|-------------|-------------------|----------|-----------|-----------------------------------|---------------|--------|------------------|-------------------|-----------------|-------------------|--------------------------|--------------------|--|---------|-----------------------------|--|--------|--------------------------|
| | Development Planning | Public Administration | Public Works | Transportation | Social Infrastructure | Telecommunications & Broadcasting | Agriculture | Livestock Farming | Forestry | Fisheries | Mining | Manufacturing | Energy | Commerce & Trade | Tourism | Human Resources | Science & Culture | Public Health & Medicine | Social Welfare | | | | | | |
| Dispatch of Experts | | | | | | | | | | | | | | | | | | | | | | | | | |
| 1984-1988 | 1 | | | | | | | | | | | | | | | | | | | | 622,758 | | | | |
| 1988 | 1 | | | | | | | | | | | | | | | | | | | | | | | | |
| | 1 | | | | | | | | | | | | | | | | | | | | | | | | |
| | 1 | | | | | | | | | | | | | | | | | | | | | | | | |

| Sector | Sector | | | | | | | | | | Expenses (¥ Thousand) | | | | | | | | | | | |
|--|---------------------------|-----------------------|--------------------------|----------------|-----------------------|-----------------------------------|-------------|-------------------|-------------------|-----------|--------------------------|--------------------|--------|-----------------------------|---------|-----------------|-------------------|--------------------------|--|----|-----------|--|
| | Planning & Administration | | Public Works & Utilities | | | Agriculture, Forestry & Fisheries | | | Mining & Industry | | | Commerce & Tourism | | Human Resources Development | | Social Welfare | Others | | | | | |
| Fiscal Year | Development Planning | Public Administration | Public Works | Transportation | Social Infrastructure | Telecommunications & Broadcasting | Agriculture | Livestock Farming | Forestry | Fisheries | Mining | Manufacturing | Energy | Commerce & Trade | Tourism | Human Resources | Science & Culture | Public Health & Medicine | | | | |
| Dispatch of Survey Teams | | | | | | | | | | | | | | | | | | | | | | |
| 1954-1988 | 168 | | | 7 | 55 | | | 26 | 22 | 4 | 37 | | | | | | | 17 | | | 946,728 | |
| 1988 | 21 | | | 7 | | | | 14 | | | | | | | | | | | | | 144,423 | |
| | 21 | | | 7 | | | | 14 | | | | | | | | | | | | | | |
| Dispatch of Japan Overseas Cooperation Volunteers | | | | | | | | | | | | | | | | | | | | | | |
| 1954-1988 | 140 | 1 | 8 | 1 | 1 | 3 | 7 | 3 | | 2 | | 35 | | | | 39 | | 20 | | 20 | 1,081,082 | |
| 1988 | 19 | | 1 | 1 | | | | | | | | 7 | | | | 4 | | | | | | |
| | 18 | | 4 | | | | | | | | | 6 | | | | 7 | | | | | | |
| | 31 | | 5 | 1 | | | | | | | | 13 | | | | 11 | | | | | | |

Turkey

| Fiscal Year | Sector | Planning & Administration | | Public Works & Utilities | | | Agriculture, Forestry & Fisheries | | | | Mining & Industry | | Energy | | Commerce & Tourism | | Human Resources Development | | Public Health & Medicine | Social Welfare | Others | Expenses (Thousands) |
|-------------|--------|---------------------------|-----------------------|--------------------------|----------------|-----------------------|-----------------------------------|-------------|-------------------|----------|-------------------|--------|---------------|--------|--------------------|---------|-----------------------------|-------------------|--------------------------|----------------|--------|----------------------|
| | | Development Planning | Public Administration | Public Works | Transportation | Social Infrastructure | Telecommunications & Broadcasting | Agriculture | Livestock Farming | Forestry | Fisheries | Mining | Manufacturing | Energy | Commerce & Trade | Tourism | Human Resources | Science & Culture | | | | |

| Acceptance of Trainees | | Total | Development Planning | Public Administration | Public Works | Transportation | Social Infrastructure | Telecommunications & Broadcasting | Agriculture | Livestock Farming | Forestry | Fisheries | Mining | Manufacturing | Energy | Commerce & Trade | Tourism | Human Resources | Science & Culture | Public Health & Medicine | Social Welfare | Others | Expenses (Thousands) |
|------------------------|-----|-------|----------------------|-----------------------|--------------|----------------|-----------------------|-----------------------------------|-------------|-------------------|----------|-----------|--------|---------------|--------|------------------|---------|-----------------|-------------------|--------------------------|----------------|-----------|----------------------|
| 1954-1988 | 979 | 12 | 86 | 14 | 88 | 65 | 105 | 33 | 9 | 2 | 41 | 60 | 191 | 97 | 15 | 11 | 64 | 5 | 56 | 15 | 10 | 1,986,605 | |
| 1988 | 78 | 1 | 10 | 1 | 6 | 6 | 5 | 4 | | | | | 5 | 15 | 9 | 1 | 9 | 1 | 4 | 2 | | 247,263 | |
| | 10 | | | | | | | | | | | | | | | | | | | | | | |
| | 88 | 1 | 10 | 1 | 7 | 6 | 3 | 4 | | | 1 | 6 | 18 | 11 | 1 | 1 | 11 | 1 | 4 | 2 | | | |

Note: Regarding the column for 1988, the top row shows the newly operations in FY 1988, the middle row shows the operations those continued from FY 1987 on, and the bottom row shows the total operations.

Dispatch of Experts

| Fiscal Year | Sector | Planning & Administration | | Public Works & Utilities | | | Agriculture, Forestry & Fisheries | | | | Mining & Industry | | Energy | | Commerce & Tourism | | Human Resources Development | | Public Health & Medicine | Social Welfare | Others | Expenses (Thousands) | |
|-------------|--------|---------------------------|-----------------------|--------------------------|----------------|-----------------------|-----------------------------------|-------------|-------------------|----------|-------------------|--------|---------------|--------|--------------------|---------|-----------------------------|-------------------|--------------------------|----------------|--------|----------------------|-----------|
| | | Development Planning | Public Administration | Public Works | Transportation | Social Infrastructure | Telecommunications & Broadcasting | Agriculture | Livestock Farming | Forestry | Fisheries | Mining | Manufacturing | Energy | Commerce & Trade | Tourism | Human Resources | Science & Culture | | | | | |
| 1954-1988 | 25 | | 1 | | 6 | | | | | | | | | | | | | | | | | | 1,420,858 |
| | 21 | | | 1 | 2 | | | | | | | | | | | | | | | | | | |
| | 100 | | | | 1 | 12 | 1 | | | | | | | | | | | | | | | | |
| | 146 | | 1 | 1 | 9 | 12 | 1 | | | | | | | | | | | | | | | | |
| | 7 | | | | 4 | | | | | | | | | | | | | | | | | | |
| | 2 | | | | 4 | | | | | | | | | | | | | | | | | | |
| | 9 | | | | 4 | | | | | | | | | | | | | | | | | | |
| 1988 | 2 | | | 2 | | | | | | | | | | | | | | | | | | | 202,001 |
| | 12 | | | | | | | | | | | | | | | | | | | | | | |
| | 15 | | | | 2 | | | | | | | | | | | | | | | | | | |
| | 10 | | | | 6 | | | | | | | | | | | | | | | | | | |
| | 14 | | | | 3 | | | | | | | | | | | | | | | | | | |
| | 24 | | | | 6 | | | | | | | | | | | | | | | | | | |

Dispatch of Survey Teams

| Fiscal Year | Sector | Planning & Administration | | Public Works & Utilities | | | Agriculture, Forestry & Fisheries | | | | Mining & Industry | | Energy | | Commerce & Tourism | | Human Resources Development | | Public Health & Medicine | Social Welfare | Others | Expenses (Thousands) | |
|-------------|--------|---------------------------|-----------------------|--------------------------|----------------|-----------------------|-----------------------------------|-------------|-------------------|----------|-------------------|--------|---------------|--------|--------------------|---------|-----------------------------|-------------------|--------------------------|----------------|--------|----------------------|---------|
| | | Development Planning | Public Administration | Public Works | Transportation | Social Infrastructure | Telecommunications & Broadcasting | Agriculture | Livestock Farming | Forestry | Fisheries | Mining | Manufacturing | Energy | Commerce & Trade | Tourism | Human Resources | Science & Culture | | | | | |
| 1954-1988 | 440 | 5 | 46 | | | | | | 39 | | | 19 | 149 | 1 | 141 | | | 20 | | 14 | 6 | 2,502,042 | |
| | 70 | | | | | | | | 28 | | | | 6 | | 26 | | | 5 | | 5 | | | |
| | 2 | | | | | | | | | | | | | | | | | | | | | | |
| | 72 | | | | | | | | 28 | | | | 6 | | 28 | | | 7 | | 5 | | | 303,687 |

MIDDLE EAST

United Arab Emirates

| Sector | Planning & Administration | | Public Works & Utilities | | | Agriculture, Forestry & Fisheries | | | | Mining & Industry | | Energy | | Commerce & Tourism | | Human Resources Development | | Public Health & Medicine | Social Welfare | Others | Expenses (Thousands) | |
|-----------|---------------------------|-----------------------|--------------------------|----------------|-----------------------|-----------------------------------|-------------|-------------------|----------|-------------------|--------|---------------|--------|--------------------|---------|-----------------------------|-------------------|--------------------------|----------------|--------|----------------------|--------|
| | Development Planning | Public Administration | Public Works | Transportation | Social Infrastructure | Telecommunications & Broadcasting | Agriculture | Livestock Farming | Forestry | Fisheries | Mining | Manufacturing | Energy | Commerce & Trade | Tourism | Human Resources | Science & Culture | | | | | |
| Total | | | | | | | | | | | | | | | | | | | | | | |
| 1954-1988 | | 14 | 1 | 10 | 6 | 24 | 5 | | 1 | 6 | 2 | 3 | 4 | 1 | | 6 | | 3 | | 2 | 126,893 | |
| 1988 | | 2 | | | 1 | 1 | 3 | | | | | 1 | 1 | | | | | | | | | 12,946 |
| | | 1 | | | | | 1 | | | 1 | | | | | | | | | | | | |
| | | 2 | | | 1 | 1 | 3 | | | 1 | | 1 | 1 | | | | | | | | | |

Acceptance of Trainees

| Fiscal Year | 1954-1988 | 1988 | Total |
|-------------|-----------|------|-------|
| | 88 | 9 | 97 |
| | | 1 | 1 |
| | | 10 | 10 |

Note: Regarding the column for 1988, the top row shows the newly operators in FY 1988, the middle row shows the operations those continued from FY 1987 on, and the bottom row shows the total operations.

Dispatch of Experts

| 1954-1988 | 1988 | Total | 1954-1988 | 1988 | Total |
|-------------|------|-------|-----------|------|-------|
| Short-term | 43 | 6 | 7 | 1 | 8 |
| Long-term | 11 | 6 | 2 | 1 | 3 |
| Unspecified | 28 | 5 | | | 5 |
| | | | 2 | 8 | 10 |
| | | | 2 | 13 | 19 |
| | | | | 1 | 1 |
| | | | | 1 | 5 |
| | | | | 1 | 5 |
| | | | | 2 | 7 |
| | | | | 2 | 4 |
| | | | | 3 | 8 |
| | | | | 5 | 38 |
| | | | | 7 | 5 |
| | | | | 10 | 5 |
| | | | | 19 | 3 |
| | | | | 32 | 5 |
| | | | | 52 | 3 |
| | | | | 97 | 8 |

Dispatch of Survey Teams

| 1954-1988 | 1988 | Total | 1954-1988 | 1988 | Total |
|-----------|------|-------|-----------|------|-------|
| | 188 | 16 | 32 | 16 | 48 |
| | | | 16 | 16 | 32 |
| | | | | 16 | 16 |

Yemen

| Fiscal Year | Sector | Planning & Administration | | Public Works & Utilities | | | Agriculture, Forestry & Fisheries | | | | Mining & Industry | | Energy | | Commerce & Tourism | | Human Resources Development | | Public Health & Medicine | Social Welfare | Others | Expenses ('Thousand) |
|---|-------------|---------------------------|-----------------------|--------------------------|----------------|-----------------------|-----------------------------------|-------------|-------------------|----------|-------------------|--------|---------------|--------|--------------------|---------|-----------------------------|-------------------|--------------------------|----------------|---------|----------------------|
| | | Development Planning | Public Administration | Public Works | Transportation | Social Infrastructure | Telecommunications & Broadcasting | Agriculture | Livestock Farming | Forestry | Fisheries | Mining | Manufacturing | Energy | Commerce & Trade | Tourism | Human Resources | Science & Culture | | | | |
| Acceptance of Trainees | | | | | | | | | | | | | | | | | | | | | | |
| 1954-1988 | Total | 72 | 1 | 6 | 2 | 3 | 3 | 3 | 17 | 1 | 1 | 2 | 1 | 4 | 1 | 4 | 4 | 25 | 1 | | 164,288 | |
| 1988 | | 19 | 1 | 1 | 1 | 3 | 1 | 6 | 1 | | | | | 1 | | | 1 | 5 | | | 35,796 | |
| | | 1 | | | | | | | | | | | | | | | | 1 | | | | |
| | Total | 20 | 1 | 1 | 1 | 3 | 1 | 6 | 1 | | | | | 1 | | | 1 | 6 | | | | |
| Note: Regarding the column for 1988, the top row shows the newly operations in FY 1988, the middle row shows the operations these continued from FY 1987 on, and the bottom row shows the total operations. | | | | | | | | | | | | | | | | | | | | | | |
| Dispatch of Experts | | | | | | | | | | | | | | | | | | | | | | |
| 1954-1988 | Short-term | 35 | | | | | 2 | 2 | 2 | | | | | | | | | 4 | 2 | 18 | 7 | 693,673 |
| | Long-term | 19 | | 1 | 2 | | 6 | | | | | | | | | | | | | 10 | | |
| | Unspecified | 11 | | | | | 6 | | | 3 | | | | | | | | | | 2 | | |
| 1988 | Total | 65 | 1 | 2 | 2 | 14 | 2 | 2 | 3 | | | | | | | | | 4 | 2 | 30 | 7 | |
| | Short-term | 7 | | | | | | | | | | | | | | | | 3 | | 4 | | |
| | Long-term | 2 | | 1 | 1 | | | | | | | | | | | | | 3 | | 1 | | |
| Total | | 7 | | 1 | 2 | | | | | | | | | | | | | 3 | | 5 | | |
| | | 9 | 1 | 1 | 2 | | | | | | | | | | | | | 3 | | 5 | | |
| | Total | 7 | 1 | 2 | 2 | | | | | | | | | | | | | 3 | | 5 | | |
| | | 16 | 1 | 2 | 2 | | | | | | | | | | | | | 5 | | 10 | | |
| Total | | | | | | | | | | | | | | | | | | | | | | 112,215 |

[MIDDLE EAST]

Egypt

Public Works & Utilities

Development Survey

| NAME OF DEVELOPMENT SURVEY | CLASSIFIED NO. |
|--|----------------|
| Survey for the Sharqiya Sewerage System | 1, 4 |
| Survey for Greater Cairo Transportation | 1 |
| Survey for the Water Resources Map and Development Study for Sinai Peninsula | 1 |
| Survey for the Topographic Mapping in the Eastern Region of the Nile Delta | 2 |
| Survey for the Development Plan of Suez Bay Coastal Area | 9 |

Grant Aid

| CASE | EXPENSES (Million) |
|--|--------------------|
| Omrania West Mounira West Water & Sewerage | 1,010 |

MIDDLE EAST

Agriculture, Forestry & Fisheries

Equipment Supply

| EQUIPMENT | EXPENSES (Thousand) | FACILITIES |
|--|---------------------|--|
| Laboratory Equipment for Soil and Water Analysis | 45,454 | General Authority for Reclamation Projects and Agricultural Development, Ministry of Agriculture |

Project-Type Technical Cooperation

*Cumulative operations since each project started

| PROJECT | *EXPERT DISPATCH (Person) | *EQUIPMENT SUPPLY (¥Thousand) | *COUNTER- PART (Person) | DURATION |
|--------------------------------------|---------------------------------|-------------------------------------|-------------------------------|---------------------|
| The Rice Mechanization Pilot Project | 56 | 473,333 | 31 | 81. 8.18 - 90. 3.31 |

Development Survey

| NAME OF DEVELOPMENT SURVEY | CLASSIFIED NO. |
|---|-------------------|
| Survey for the Integrated Rural Development Plan in North Sinai | 1, 4 |

Grant Aid

| CASE | EXPENSES (¥Million) |
|---|------------------------|
| Material and Equipment Supply for the Increase of Food Supply | 450 |

||||||| Mining & Industry |||||

Project-Type Technical Cooperation

| PROJECT | *EXPERT DISPATCH (Person) | *EQUIPMENT SUPPLY (¥Thousand) | *COUNTER- PART (Person) | DURATION |
|---|---------------------------------|-------------------------------------|-------------------------------|---------------------|
| The Development of Textile Research in the National Research Center | 23 | 365,937 | 13 | 80.11. 7 - 90. 3.31 |

||||||| Human Resources Development |||||

Project-Type Technical Cooperation

| PROJECT | *EXPERT DISPATCH (Person) | *EQUIPMENT SUPPLY (¥Thousand) | *COUNTER- PART (Person) | DURATION |
|--|---------------------------------|-------------------------------------|-------------------------------|---------------------|
| The Construction Equipment Training Center in Tenth of Ramadan | | | 5 | 89. 2. 1 - 94. 1.31 |

||||||| Public Health & Medicine |||||

Project-Type Technical Cooperation

| PROJECT | *EXPERT DISPATCH (Person) | *EQUIPMENT SUPPLY (¥Thousand) | *COUNTER- PART (Person) | DURATION |
|---|---------------------------------|-------------------------------------|-------------------------------|---------------------|
| The Cairo University Pediatric Hospital | 77 | 259,183 | 24 | 83. 7. 1 - 89. 6.30 |

Grant Aid

| CASE | EXPENSES (¥Million) |
|---|------------------------|
| Equipment Supply for the Expansion Project of Cairo University Pediatric Hospital | 981 |
| Improvement of Emergency Medical Services | 840 |

Iraq

||||||| Mining & Industry |||||

Project-Type Technical Cooperation

*Cumulative operations since each project started

| PROJECT | *EXPERT DISPATCH (Person) | *EQUIPMENT SUPPLY (¥Thousand) | *COUNTER- PART (Person) | DURATION |
|---|---------------------------------|-------------------------------------|-------------------------------|---------------------|
| The Electrical and Electronic Industries Training Center Project (Phase II) | | 152,459 | 5 | 88. 3.30 - 93. 3.29 |

MIDDLE EAST

Jordan

||||||| Public Works & Utilities |||||

Equipment Supply

| EQUIPMENT | EXPENSES (¥Thousand) | FACILITIES |
|--|-------------------------|--|
| Urban Green Zone Construction Equipment | 34,925 | Amman Municipality |
| Maintenance Equipment for Telecommunications | 38,233 | Telecommunications Corporation in Jordan |

Development Survey

| NAME OF DEVELOPMENT SURVEY | CLASSIFIED NO. |
|---|----------------|
| Survey for the Water Resources of Jafer Basin in Jordan | 4 |

||||||| Agriculture, Forestry & Fisheries |||||

Development Survey

| NAME OF DEVELOPMENT SURVEY | CLASSIFIED NO. |
|---|----------------|
| Survey for the Agricultural Development Plan for the Karak Development Region | 3 |

||||||| Energy |||||

Project-Type Technical Cooperation

*Cumulative operations since each project started

| PROJECT | *EXPERT DISPATCH (Person) | *EQUIPMENT SUPPLY (¥Thousand) | *COUNTER-PART (Person) | DURATION |
|------------------------------------|------------------------------|----------------------------------|---------------------------|---------------------|
| The Electric Power Training Center | 29 | 493,204 | 9 | 86. 3. 1 - 91. 2.28 |

||||||| Human Resources Development |||||

Equipment Supply

| EQUIPMENT | EXPENSES (¥Thousand) | FACILITIES |
|-------------------------------|-------------------------|---|
| Vocational Training Equipment | 32,099 | UNRWA: United Nations Relief and Works Agency for Palestine Refugees in the Near East |

Morocco

||||||| Public Works & Utilities |||||

Equipment Supply

| EQUIPMENT | EXPENSES (¥Thousand) | FACILITIES |
|-----------------------|-------------------------|--------------------------------------|
| Landscaping Equipment | 17,222 | Prefectural Office of Skhirat-Temara |

Development Survey

| NAME OF DEVELOPMENT SURVEY | CLASSIFIED NO. |
|--|-------------------|
| Survey for the Rheris Valley Dam Construction Project | 1, 3, 4 |
| Survey for the Topographic Mapping in the Kingdom of Morocco | 2 |

||||||| Agriculture, Forestry & Fisheries |||||

Project-Type Technical Cooperation

*Cumulative operations since each project started

| PROJECT | *EXPERT DISPATCH (Person) | *EQUIPMENT SUPPLY (¥Thousand) | *COUNTER- PART (Person) | DURATION |
|---|---------------------------------|-------------------------------------|-------------------------------|---------------------|
| The Moroccan Fisheries Training Project | 8 | 178,813 | 7 | 87. 1.19 - 92. 1.18 |

MIDDLE EAST

Grant Aid

| CASE | EXPENSES (¥Million) |
|---|------------------------|
| Coastal Fishery Development Project | 561 |
| Material and Equipment Supply for the Increase of Food Supply | 200 |
| Improvement Project of Farmland | 400 |

||||||| Mining & Industry |||||

Equipment Supply

| EQUIPMENT | EXPENSES (¥Thousand) | FACILITIES |
|------------------------|-------------------------|------------------------------|
| Ore Analysis Equipment | 10,657 | Ministry of Energy and Mines |

Development Survey

| NAME OF DEVELOPMENT SURVEY | CLASSIFIED NO. |
|---|-------------------|
| Survey for the Mineral Exploration in Haouz Central Area, Morocco | 8 |

Oman

||||||| Agriculture, Forestry & Fisheries |||||

Development Survey

| NAME OF DEVELOPMENT SURVEY | CLASSIFIED NO. |
|--|-------------------|
| Survey for the Groundwater-used Agriculture Development Project in the Nejd Region | 4 |

||||||| Mining & Industry |||||

Development Survey

| NAME OF DEVELOPMENT SURVEY | CLASSIFIED NO. |
|--|----------------|
| Survey for the Mineral Exploration in Oman | 8 |

Saudi Arabia

||||||| Mining & Industry |||||

Project-Type Technical Cooperation

*Cumulative operations since each project started

| PROJECT | *EXPERT DISPATCH (Person) | *EQUIPMENT SUPPLY (¥Thousand) | *COUNTER-PART (Person) | DURATION |
|--|---------------------------|-------------------------------|------------------------|---------------------|
| The Sea Water Desalination Training Center | 18 | 111,580 | 2 | 82. 1.12 - 90. 2.28 |

MIDDLE EAST

Development Survey

| NAME OF DEVELOPMENT SURVEY | CLASSIFIED NO. |
|--|----------------|
| Survey for the Technical Cooperation for Sea Water Desalination Technology | 4 |

||||||| Human Resources Development |||||

Project-Type Technical Cooperation

| PROJECT | *EXPERT DISPATCH (Person) | *EQUIPMENT SUPPLY (¥Thousand) | *COUNTER-PART (Person) | DURATION |
|---|---------------------------|-------------------------------|------------------------|----------------------------|
| The Royal Technical Electronics Institute | 14 | | 6 | 74. 6.12 - up to operation |

South Yemen

||||||| Public Works & Utilities |||||

Development Survey

| NAME OF DEVELOPMENT SURVEY | CLASSIFIED NO. |
|---|----------------|
| Survey for the Improvement Plan of Tawahi & Ma'alla Sewerage System in Aden | 1, 3, 4 |

||||||| Agriculture, Forestry & Fisheries |||||

Grant Aid

| CASE | EXPENSES (¥Million) |
|---|------------------------|
| The Project for the Repair of the Fisheries Training Vessel | 195 |

Sudan

||||||| Public Works & Utilities |||||

Development Survey

| NAME OF DEVELOPMENT SURVEY | CLASSIFIED NO. |
|--|----------------|
| Survey for the Construction of the New White Nile Bridge | 3, 4 |

Grant Aid

| CASE | EXPENSES (¥Million) |
|---|------------------------|
| Equipment Supply for the Preparation Project of Fuel Transportation | 1,331 |
| The Immediate Improvement Project for Omdurman Area Water Supply | 751 |
| The Road Improvement and Maintenance Project | 759 |

||||||| Agriculture, Forestry & Fisheries |||||

Grant Aid

| CASE | EXPENSES (¥Million) |
|---|------------------------|
| Material and Equipment Supply for the Increase of Food Supply | 1,300 |

||||||| Public Health & Medicine |||||

Project-Type Technical Cooperation

*Cumulative operations since each project started

| PROJECT | *EXPERT DISPATCH (Person) | *EQUIPMENT SUPPLY (¥Thousand) | *COUNTER- PART (Person) | DURATION |
|--------------------------------|---------------------------------|-------------------------------------|-------------------------------|---------------------|
| The Khartoum Training Hospital | 24 | 75,192 | 12 | 85. 4. 1 - 90. 3.31 |

Grant Aid

| CASE | EXPENSES (¥Million) |
|------------------------------------|------------------------|
| The Emergency Anti-Malaria Project | 650 |

Syria

||||||| Agriculture, Forestry & Fisheries |||||

Equipment Supply

| EQUIPMENT | EXPENSES (¥Thousand) | FACILITIES |
|---------------------|-------------------------|-------------------------------------|
| Fisheries Equipment | 5,762 | General Establishment for Fisheries |

MIDDLE EAST

||||||| Mining & Industry |||||

Project-Type Technical Cooperation

*Cumulative operations since each project started

| PROJECT | *EXPERT DISPATCH (Person) | *EQUIPMENT SUPPLY (¥Thousand) | *COUNTER- PART (Person) | DURATION |
|--|---------------------------------|-------------------------------------|-------------------------------|---------------------|
| The National Standards and Calibration Laboratory | 7 | 455,309 | 7 | 87.10. 3 - 92.10. 2 |

Tunisia

||||||| Public Works & Utilities |||||

Development Survey

| NAME OF DEVELOPMENT SURVEY | CLASSIFIED NO. |
|--|-------------------|
| Survey for the Construction of the Rades - La Goulette Bridge in Tunisia | 3 |

||||||| Agriculture, Forestry & Fisheries |||||

Development Survey

| NAME OF DEVELOPMENT SURVEY | CLASSIFIED NO. |
|---|-------------------|
| Survey for the Forest Management Study in the Medjerdanet Basin | 1 |

||||||| Mining & Industry |||||

Equipment Supply

| EQUIPMENT | EXPENSES (¥Thousand) | FACILITIES |
|-------------------------------|-------------------------|---|
| Metallurgy Research Equipment | 3,500 | Department of Metallurgy of the University of Monastir |

||||||| Human Resources Development |||||

Equipment Supply

| EQUIPMENT | EXPENSES (¥Thousand) | FACILITIES |
|---|-------------------------|---|
| Electronics Vocational Training Equipment | 27,100 | The Electronics Vocational Training Centre (CIPE) |

Turkey

||||||| Agriculture, Forestry & Fisheries |||||

Equipment Supply

| EQUIPMENT | EXPENSES (¥Thousand) | FACILITIES |
|------------------------|-------------------------|--|
| Soil Testing Equipment | 13,335 | Quality Control and Laboratory Department of State Hydraulic Works |

Development Survey

| NAME OF DEVELOPMENT SURVEY | CLASSIFIED NO. |
|---|----------------|
| Survey for the Adatepe Irrigation Project | 3, 4 |

||||||| Mining & Industry |||||

Development Survey

| NAME OF DEVELOPMENT SURVEY | CLASSIFIED NO. |
|--|----------------|
| Survey for the Mineral Exploration in Republic of Turkey | 8 |

MIDDLE EAST

||||||| Energy |||||

Development Survey

| NAME OF DEVELOPMENT SURVEY | CLASSIFIED NO. |
|--|----------------|
| Survey for the Zamanti River Hydroelectric Power Development Project | 4 |
| Survey for the Ermenek Hydroelectric Power Development Project | 3, 4 |

||||||| Human Resources Development |||||

Project-Type Technical Cooperation

*Cumulative operations since each project started

| PROJECT | *EXPERT DISPATCH (Person) | *EQUIPMENT SUPPLY (¥Thousand) | *COUNTER-PART (Person) | DURATION |
|--|------------------------------|----------------------------------|---------------------------|---------------------|
| The Tuzla Industrial Technical High School Project | 10 | 599,092 | 5 | 87.10. 1 - 92. 9.30 |

||||||| Public Health & Medicine |||||

Project-Type Technical Cooperation

| PROJECT | *EXPERT DISPATCH (Person) | *EQUIPMENT SUPPLY (¥Thousand) | *COUNTER-PART (Person) | DURATION |
|--|------------------------------|----------------------------------|---------------------------|---------------------|
| The Project of Promotion of Population Education | | | | 88.11. 8 - 91.11. 7 |

United Arab Emirates

||||||| Energy |||||

Development Survey

| NAME OF DEVELOPMENT SURVEY | CLASSIFIED NO. |
|--|----------------|
| Survey for the Measures to Prevent Oil Pollution of Power Stations and Sea Water Desalination Plants | 4 |

Yemen

||||||| Public Works & Utilities |||||

Development Survey

| NAME OF DEVELOPMENT SURVEY | CLASSIFIED NO. |
|----------------------------|----------------|
| Survey for Urban Transport | 1 |

Grant Aid

| CASE | EXPENSES (¥Million) |
|----------------------------|---------------------|
| Rural Water Supply Project | 961 |

||||||| Agriculture, Forestry & Fisheries |||||

Grant Aid

| CASE | EXPENSES (¥Million) |
|---|---------------------|
| Material and Equipment Supply for the Increase of Food Supply | 400 |

MIDDLE EAST

||||||| Mining & Industry |||||

Development Survey

| NAME OF DEVELOPMENT SURVEY | CLASSIFIED NO. |
|--|----------------|
| Survey for the Expansion Project of the Mafrak Cement Plant in the Yemen Arab Republic | 4 |

||||||| Public Health & Medicine |||||

Project-Type Technical Cooperation

*Cumulative operations since each project started

| PROJECT | *EXPERT DISPATCH (Person) | *EQUIPMENT SUPPLY (¥Thousand) | *COUNTER-PART (Person) | DURATION |
|--------------------------|---------------------------|-------------------------------|------------------------|---------------------|
| The Tuberculosis Control | 25 | 153,082 | 10 | 83. 9. 1 - 90. 8.31 |

[AFRICA]

Angola

| Fiscal Year | Sector | | Planning & Administration | | Public Works & Utilities | | | Agriculture, Forestry & Fisheries | | | | Mining & Industry | | Energy | | Commerce & Tourism | | Human Resources Development | | | | Social Welfare | Others | Expenses (Thousands) |
|-------------|--------|----------------------|---------------------------|--------------|--------------------------|-----------------------|-----------------------------------|-----------------------------------|-------------------|----------|-----------|-------------------|---------------|--------|------------------|--------------------|-----------------|-----------------------------|--------------------------|--|--|----------------|--------|----------------------|
| | Total | Development Planning | Public Administration | Public Works | Transportation | Social Infrastructure | Telecommunications & Broadcasting | Agriculture | Livestock Farming | Forestry | Fisheries | Mining | Manufacturing | Energy | Commerce & Trade | Tourism | Human Resources | Science & Culture | Public Health & Medicine | | | | | |
| 1984-1985 | 2 | | | | | | | | | | | | | | | | | | 2 | | | | | 895 |
| 1988 | | | | | | | | | | | | | | | | | | | | | | | | |

AFRICA

Benin

| Fiscal Year | Sector | | | | | | | | | | | | | | Expenses (if Thousands) | | | | | | | |
|---------------------------------|---------------------------|-----------------------|--------------------------|----------------|-----------------------|-----------------------------------|-------------|-------------------|----------|-------------------|--------|---------------|--------|--------------------|-------------------------|-----------------------------|-------------------|--------------------------|----------------|--------|--------|--------|
| | Planning & Administration | | Public Works & Utilities | | | Agriculture, Forestry & Fisheries | | | | Mining & Industry | | Energy | | Commerce & Tourism | | Human Resources Development | | Public Health & Medicine | Social Welfare | Others | | |
| | Development Planning | Public Administration | Public Works | Transportation | Social Infrastructure | Telecommunications & Broadcasting | Agriculture | Livestock Farming | Forestry | Fisheries | Mining | Manufacturing | Energy | Commerce & Trade | Tourism | Human Resources | Science & Culture | Public Health & Medicine | Social Welfare | Others | | |
| Acceptance of Trainees | | | | | | | | | | | | | | | | | | | | | | |
| 1954-1988 | 1 | | | 1 | | 2 | 3 | | | 3 | | 9 | | | | 1 | | 9 | | 1 | 73,691 | |
| 1988 | 4 | | | | | 1 | | | | 1 | | | | | | | | 2 | | | 14,646 | |
| | 2 | | | | | | 1 | | | | | | | | | | | 1 | | | | |
| | 6 | | | | | 1 | 1 | | | 1 | | | | | | | | 3 | | | | |
| Dispatch of Experts | | | | | | | | | | | | | | | | | | | | | | |
| Short-term | | | | | | | | | | | | | | | | | | | | | | |
| 1954-1988 | | | | | | | | | | | | | | | | | | | | | | 554 |
| Long-term | | | | | | | | | | | | | | | | | | | | | | |
| Unspecified | | | | | | | | | | | | | | | | | | | | | | |
| Total | | | | | | | | | | | | | | | | | | | | | | |
| Short-term | | | | | | | | | | | | | | | | | | | | | | |
| 1988 | | | | | | | | | | | | | | | | | | | | | | |
| Long-term | | | | | | | | | | | | | | | | | | | | | | |
| Total | | | | | | | | | | | | | | | | | | | | | | |
| Dispatch of Survey Teams | | | | | | | | | | | | | | | | | | | | | | |
| 1954-1988 | | | 10 | | | | | | | | | | | | | | | | | | | 58,183 |
| 1988 | | | | | | | | | | | | | | | | | | | | | | 5,115 |

Note: Regarding the column for 1988, the top row shows the newly operations in FY 1988, the middle row shows the operations these continued from FY 1987 on, and the bottom row shows the total operations.

| Sector | Planning & Administration | | Public Works & Utilities | | | | Agriculture, Forestry & Fisheries | | | | Mining & Industry | | Energy | Commerce & Tourism | | Human Resources Development | | | Public Health & Medicine | Social Welfare | Others | Expenses (Thousands) | |
|---|---------------------------|-----------------------|--------------------------|----------------|-----------------------|-----------------------------------|-----------------------------------|-------------------|----------|-----------|-------------------|---------------|--------|--------------------|---------|-----------------------------|-------------------|--|--------------------------|----------------|--------|----------------------|--------|
| | Development Planning | Public Administration | Public Works | Transportation | Social Infrastructure | Telecommunications & Broadcasting | Agriculture | Livestock Farming | Forestry | Fisheries | Mining | Manufacturing | | Commerce & Trade | Tourism | Human Resources | Science & Culture | | | | | | |
| Dispatch of Survey Teams | | | | | | | | | | | | | | | | | | | | | | | |
| Fiscal Year | | 42 | | | | | | | | | | 42 | | | | | | | | | | | 480762 |
| 1984-1988 | | | | | | | | | | | | | | | | | | | | | | | |
| 1988 | | | | | | | | | | | | | | | | | | | | | | | |
| Dispatch of Japan Overseas Cooperation Volunteers | | | | | | | | | | | | | | | | | | | | | | | |
| Fiscal Year | | | | | | | | | | | | | | | | | | | | | | | 7486 |
| 1984-1988 | | | | | | | | | | | | | | | | | | | | | | | |
| 1988 | | | | | | | | | | | | | | | | | | | | | | | |



Burkina Faso

| Fiscal Year | Sector | Planning & Administration | | Public Works & Utilities | | | Agriculture, Forestry & Fisheries | | | | Mining & Industry | | Energy | | Commerce & Trade | | Human Resources Development | | Public Health & Medicine | Social Welfare | Others | Expenses (Thousands) |
|-------------|--------|---------------------------|-----------------------|--------------------------|----------------|-----------------------|-----------------------------------|-------------|-------------------|----------|-------------------|--------|---------------|--------|------------------|---------|-----------------------------|-------------------|--------------------------|----------------|--------|----------------------|
| | | Development Planning | Public Administration | Public Works | Transportation | Social Infrastructure | Telecommunications & Broadcasting | Agriculture | Livestock Farming | Forestry | Fisheries | Mining | Manufacturing | Energy | Commerce & Trade | Tourism | Human Resources | Science & Culture | | | | |

| Acceptance of Trainees | | | | | | | | | | | | | | | | | | | | | | |
|------------------------|-------|----|--|--|---|--|--|---|---|---|--|--|--|---|--|--|--|---|--|---|---|---------|
| 1984-1988 | Total | 23 | | | 2 | | | 3 | 2 | 2 | | | | 9 | | | | 3 | | 2 | 2 | 112,677 |
| 1988 | | 3 | | | | | | | 1 | | | | | 1 | | | | | | 1 | | |
| | | 2 | | | | | | | 1 | | | | | | | | | | | 1 | | |
| | | 2 | | | | | | | 2 | | | | | 1 | | | | | | 2 | | |
| | | 5 | | | | | | | | | | | | | | | | | | | | |

Note: Regarding the column for 1988, the top row shows the newly operations in FY 1988, the middle row shows the operations those continued from FY 1987 on, and the bottom row shows the total operations.

| Dispatch of Experts | | | | | | | | | | | | | | | | | | | | | | |
|---------------------|-------------|---|--|--|--|--|--|--|--|--|--|--|--|--|--|--|--|---|---|--|--|--------|
| 1984-1988 | Short-term | | | | | | | | | | | | | | | | | | | | | |
| | Long-term | | | | | | | | | | | | | | | | | | | | | |
| | Unspecified | 1 | | | | | | | | | | | | | | | | 1 | | | | 23,108 |
| | Total | 1 | | | | | | | | | | | | | | | | | 1 | | | |
| 1988 | Short-term | | | | | | | | | | | | | | | | | | | | | |
| | Long-term | | | | | | | | | | | | | | | | | | | | | |
| | Total | | | | | | | | | | | | | | | | | | | | | |

| Dispatch of Survey Teams | | | | | | | | | | | | | | | | | | | | | | |
|--------------------------|-------|----|---|--|---|--|---|---|--|--|--|--|--|--|--|--|--|--|--|--|--|---------|
| 1984-1988 | Total | 16 | 6 | | 7 | | 2 | 1 | | | | | | | | | | | | | | 109,259 |
| 1988 | | | | | | | | | | | | | | | | | | | | | | |
| | | | | | | | | | | | | | | | | | | | | | | 13,658 |

Cameroon

| Sector | Planning & Administration | | Public Works & Utilities | | | Agriculture, Forestry & Fisheries | | | | Mining & Industry | | Commerce & Tourism | | | Human Resources Development | | Public Health & Medicine | Social Welfare | Others | Expenses (Thousands) |
|-------------|---------------------------|-----------------------|--------------------------|----------------|-----------------------|-----------------------------------|-------------|-------------------|----------|-------------------|--------|--------------------|--------|------------------|-----------------------------|-----------------|--------------------------|----------------|--------|----------------------|
| | Development Planning | Public Administration | Public Works | Transportation | Social Infrastructure | Telecommunications & Broadcasting | Agriculture | Livestock Farming | Forestry | Fisheries | Mining | Manufacturing | Energy | Commerce & Trade | Tourism | Human Resources | | | | |
| Fiscal Year | Total | | | | | | | | | | | | | | | | | | | |

Acceptance of Trainees

| | | | | | | | | | | | | | | | | | | |
|-----------|----|---|---|---|---|---|---|---|---|---|---|---|---|---|---|---|---|---------|
| 1954-1988 | 44 | 1 | 3 | 1 | 6 | 2 | 6 | 1 | 3 | 5 | 2 | 2 | 3 | 1 | 1 | 6 | 2 | 123,773 |
| 1988 | 6 | 1 | 1 | 1 | 1 | 1 | 1 | 1 | 1 | 1 | 1 | 1 | 1 | 1 | 1 | 1 | 1 | 38,669 |
| | 4 | | | | | | | | | | | | | | | | | |
| | 10 | 1 | 1 | 1 | 1 | 1 | 1 | 1 | 1 | 1 | 1 | 1 | 1 | 1 | 1 | 1 | 1 | |

Note: Regarding the column for 1988, the top row shows the newly operations in FY 1988, the middle row shows the operations those continued from FY 1987 on, and the bottom row shows the total operations.

Dispatch of Experts

| | | | | | |
|-------------|----|---|---|---|--------|
| 1954-1988 | 14 | 3 | 2 | 9 | 28,839 |
| Short-term | | | | | |
| Long-term | | | | | |
| Unspecified | | | | | |
| Total | 14 | 3 | 2 | 9 | 28,839 |
| 1988 | | | | | |
| Short-term | | | | | |
| Long-term | | | | | |
| Total | | | | | |

Dispatch of Survey Teams

| | | | | | | |
|-----------|----|---|----|---|---|---------|
| 1954-1988 | 53 | 4 | 38 | 5 | 6 | 319,132 |
| 1988 | | | | | | 3,289 |



Central Africa

| Sector | Planning & Administration | | Public Works & Utilities | | Agriculture, Forestry & Fisheries | | | Mining & Industry | | Commerce & Tourism | | Human Resources Development | | Public Health & Medicine | Social Welfare | Others | Expenses (Thousands) |
|-------------|---------------------------|-----------------------|--------------------------|----------------|-----------------------------------|-----------------------------------|-------------|-------------------|----------|--------------------|--------|-----------------------------|--------|--------------------------|----------------|--------|----------------------|
| | Development Planning | Public Administration | Public Works | Transportation | Social Infrastructure | Telecommunications & Broadcasting | Agriculture | Livestock Farming | Forestry | Fisheries | Mining | Manufacturing | Energy | | | | |
| Fiscal Year | Total | | | | | | | | | | | | | | | | |

Acceptance of Trainees

| | | | | | | | | | | | | | | |
|-----------|----|---|---|---|---|---|---|---|---|----|---|---|--------|---------|
| 1954-1988 | 48 | 2 | 3 | 7 | 4 | 2 | 1 | 1 | 1 | 14 | 2 | 9 | 1 | 150,579 |
| 1988 | 8 | 1 | 1 | 1 | 1 | 1 | 1 | 1 | 1 | 1 | 1 | 3 | 33,308 | |
| | 2 | | | | | | | | | | | | | |
| | 10 | 1 | 2 | 2 | 2 | 2 | 2 | 2 | 2 | 1 | 1 | 3 | | |


Note: Regarding the column for 1988, the top row shows the newly operations in FY 1988, the middle row shows the operations those continued from FY 1987 on, and the bottom row shows the total operations.

Dispatch of Experts

| | | | | | | | | | | | | | |
|-----------|---|---|---|---|---|---|---|---|---|---|---|---|---------|
| 1954-1988 | 4 | 1 | 1 | 1 | 1 | 1 | 1 | 1 | 1 | 1 | 1 | 1 | 125,506 |
| 1988 | 3 | 1 | 1 | 1 | 1 | 1 | 1 | 1 | 1 | 1 | 1 | 1 | 28,318 |
| | 7 | 1 | 2 | 2 | 2 | 2 | 2 | 2 | 2 | 2 | 2 | 2 | |
| | 1 | 1 | 1 | 1 | 1 | 1 | 1 | 1 | 1 | 1 | 1 | 1 | |
| | 2 | 1 | 1 | 1 | 1 | 1 | 1 | 1 | 1 | 1 | 1 | 1 | |
| | 3 | 1 | 1 | 1 | 1 | 1 | 1 | 1 | 1 | 1 | 1 | 1 | |

Dispatch of Survey Teams

| | | | | | | | | | | | | | |
|-----------|----|----|----|----|----|----|----|----|----|----|----|----|---------|
| 1954-1988 | 27 | 12 | 12 | 12 | 12 | 12 | 12 | 12 | 12 | 12 | 12 | 12 | 111,158 |
| 1988 | 7 | 7 | 7 | 7 | 7 | 7 | 7 | 7 | 7 | 7 | 7 | 7 | 24,681 |
| | 7 | 7 | 7 | 7 | 7 | 7 | 7 | 7 | 7 | 7 | 7 | 7 | |



Comoros

| Fiscal Year | Sector | Planning & Administration | | | Public Works & Utilities | | | Agriculture, Forestry & Fisheries | | | | Mining & Industry | | Energy | | Commerce & Tourism | | Human Resources Development | | Public Health & Medicine | Social Welfare | Others | Expenses (Thousands) |
|-------------|--------|---------------------------|-----------------------|--------------|--------------------------|-----------------------|-----------------------------------|-----------------------------------|-------------------|----------|-----------|-------------------|---------------|------------------|---------|--------------------|-------------------|-----------------------------|--|--------------------------|----------------|--------|----------------------|
| | | Development Planning | Public Administration | Public Works | Transportation | Social Infrastructure | Telecommunications & Broadcasting | Agriculture | Livestock Farming | Forestry | Fisheries | Mining | Manufacturing | Commerce & Trade | Tourism | Human Resources | Science & Culture | | | | | | |
| 1984-1988 | Total | 27 | 2 | | 9 | 1 | 1 | | | | | | 12 | 2 | | | | | | | | | 98,984 |
| | 1988 | 7 | 2 | | 2 | 1 | | | | | | | 2 | | | | | | | | | | 26,600 |
| | | 2 | | | | | | | | | | | 2 | | | | | | | | | | |
| | | 9 | 2 | | 2 | 1 | | | | | | | 4 | | | | | | | | | | |

Note: Regarding the column for 1988, the top row shows the newly operations in FY 1988, the middle row shows the operations those continued from FY 1987 on, and the bottom row shows the total operations.

Dispatch of Experts

| | | | | | | | | | | | | | | | | | | | | | | | | |
|-----------|-------------|---|--|--|---|--|--|--|--|--|--|--|---|--|--|--|--|--|--|--|--|--|--|---------|
| 1984-1988 | Short-term | | | | | | | | | | | | | | | | | | | | | | | |
| | Long-term | 7 | | | 2 | | | | | | | | 4 | | | | | | | | | | | 131,593 |
| | Unspecified | | | | | | | | | | | | | | | | | | | | | | | |
| | Total | 7 | | | 2 | | | | | | | | 4 | | | | | | | | | | | |
| 1988 | Short-term | | | | | | | | | | | | | | | | | | | | | | | |
| | Long-term | 2 | | | | | | | | | | | 2 | | | | | | | | | | | 30,022 |
| | Unspecified | 1 | | | | | | | | | | | 1 | | | | | | | | | | | |
| | Total | 3 | | | | | | | | | | | 3 | | | | | | | | | | | |

Dispatch of Survey Teams

| | | | | | | | | | | | | | | | | | | | | | | | | |
|-----------|-------|----|--|--|---|--|----|--|--|--|--|--|---|---|--|--|--|--|--|--|--|--|--|--------|
| 1984-1988 | Total | 22 | | | 1 | | 11 | | | | | | 6 | 4 | | | | | | | | | | 95,528 |
| | 1988 | 7 | | | | | 7 | | | | | | | | | | | | | | | | | 32,057 |
| | | 7 | | | | | 7 | | | | | | | | | | | | | | | | | |



Djibouti

| Sector | Planning & Administration | | Public Works & Utilities | | | | Agriculture, Forestry & Fisheries | | | | Mining & Industry | | Energy | | | Commerce & Tourism | | | Human Resources Development | | | Public Health & Medicine | Social Welfare | Others | Expenses (Thousands) | | | | | | |
|---|---------------------------|-----------------------|--------------------------|----------------|-----------------------|-----------------------------------|-----------------------------------|-------------------|----------|-----------|-------------------|---------------|--------|------------------|---------|--------------------|-------------------|-----------------------------|-----------------------------|--|--|--------------------------|----------------|--------|----------------------|--|--|--|--|--|--------|
| | Development Planning | Public Administration | Public Works | Transportation | Social Infrastructure | Telecommunications & Broadcasting | Agriculture | Livestock Farming | Forestry | Fisheries | Mining | Manufacturing | Energy | Commerce & Trade | Tourism | Human Resources | Science & Culture | Human Resources Development | Public Health & Medicine | | | | | | | | | | | | |
| Fiscal Year | Total | | | | | | | | | | | | | | | | | | | | | | | | | | | | | | |
| Acceptance of Trainees | | | | | | | | | | | | | | | | | | | | | | | | | | | | | | | |
| 1954-1988 | 3 | | | 2 | | | | | | | | | | | | | | | | | | | | | | | | | | | 3,548 |
| 1988 | | 1 | | | | | | | | | | | | | | | | | | | | | | | | | | | | | 2,597 |
| Note: Regarding the column for 1988, the top row shows the newly operations in FY 1988, the middle row shows the operations those continued from FY 1987 on, and the bottom row shows the total operations. | | | | | | | | | | | | | | | | | | | | | | | | | | | | | | | |
| Dispatch of Survey Teams | | | | | | | | | | | | | | | | | | | | | | | | | | | | | | | |
| 1954-1988 | | | | | | | | | | | | | | | | | | | | | | | | | | | | | | | 16,994 |
| 1988 | | | | | | | | | | | | | | | | | | | | | | | | | | | | | | | 8,236 |



Ethiopia

| Fiscal Year | Sector | Planning & Administration | | Public Works & Utilities | | | Agriculture, Forestry & Fisheries | | | | | Mining & Industry | | Energy | | Commerce & Tourism | | Human Resources & Development | | Public Health & Medicine | Social Welfare | Others | Expenses (Y Thousands) |
|-------------|--------|---------------------------|-----------------------|--------------------------|----------------|-----------------------|-----------------------------------|-------------|-------------------|----------|-----------|-------------------|---------------|--------|------------------|--------------------|-----------------|-------------------------------|---|--------------------------|----------------|--------|------------------------|
| | | Development Planning | Public Administration | Public Works | Transportation | Social Infrastructure | Telecommunications & Broadcasting | Agriculture | Livestock Farming | Forestry | Fisheries | Mining | Manufacturing | Energy | Commerce & Trade | Tourism | Human Resources | Science & Culture | | | | | |
| 1954-1988 | Total | 419 | 3 | 15 | 31 | 46 | 28 | 111 | 20 | 1 | 10 | 1 | 25 | 53 | 9 | 14 | 23 | 25 | 4 | 836,038 | | | |
| 1988 | | 31 | 1 | 1 | 2 | 5 | 2 | 10 | 3 | | 1 | | 1 | 1 | 1 | | | 3 | | 915,803 | | | |
| | | 4 | | | 1 | 2 | | | | | | | | | | | | | | | | | |
| | | 35 | 1 | 1 | 3 | 7 | 2 | 10 | 4 | | 1 | | 1 | 1 | 1 | | | 3 | | | | | |

Note: Regarding the column for 1988, the top row shows the newly operations in FY 1988, the middle row shows the operations these continued from FY 1987 on, and the bottom row shows the total operations.

Dispatch of Experts

| Fiscal Year | Sector | Planning & Administration | | Public Works & Utilities | | | Agriculture, Forestry & Fisheries | | | | | Mining & Industry | | Energy | | Commerce & Tourism | | Human Resources & Development | | Public Health & Medicine | Social Welfare | Others | Expenses (Y Thousands) | |
|-------------|-------------|---------------------------|-----------------------|--------------------------|----------------|-----------------------|-----------------------------------|-------------|-------------------|----------|-----------|-------------------|---------------|--------|------------------|--------------------|-----------------|-------------------------------|--|--------------------------|----------------|--------|------------------------|---------|
| | | Development Planning | Public Administration | Public Works | Transportation | Social Infrastructure | Telecommunications & Broadcasting | Agriculture | Livestock Farming | Forestry | Fisheries | Mining | Manufacturing | Energy | Commerce & Trade | Tourism | Human Resources | Science & Culture | | | | | | |
| 1954-1988 | Total | 43 | | | 5 | | | 1 | | | | | | | | | | | | | | | | 758,539 |
| | Short-term | 6 | | 1 | 2 | | | 2 | | | | | | | 1 | | | | | | | | | |
| | Long-term | 71 | 4 | 10 | 10 | 12 | 8 | 3 | 3 | 1 | 3 | | 3 | 1 | 3 | | 1 | | | 26 | | | | |
| | Unspecified | 120 | 4 | 11 | 7 | 12 | 11 | 3 | 3 | 1 | 4 | | 3 | 1 | 4 | | 1 | | | 60 | | | | |
| | Total | 3 | | | | | | | | | | | | | | | | | | | | | | |
| | Short-term | 3 | | | | | | | | | | | | | | | | | | | | | | |
| | Long-term | 1 | | | | | | 1 | | | | | | | | | | | | | | | | |
| | Unspecified | 1 | | | | | | 1 | | | | | | | | | | | | | | | | |
| | Total | 3 | | | | | | 1 | | | | | | | | | | | | | | | | |
| | Short-term | 1 | | | | | | 1 | | | | | | | | | | | | | | | | |
| | Long-term | 1 | | | | | | 1 | | | | | | | | | | | | | | | | |
| | Unspecified | 1 | | | | | | 1 | | | | | | | | | | | | | | | | |
| | Total | 4 | | | | | | 1 | | | | | | | | | | | | | | | | |
| | Short-term | 1 | | | | | | 1 | | | | | | | | | | | | | | | | |
| | Long-term | 1 | | | | | | 1 | | | | | | | | | | | | | | | | |
| | Unspecified | 1 | | | | | | 1 | | | | | | | | | | | | | | | | |
| | Total | 4 | | | | | | 1 | | | | | | | | | | | | | | | | |
| | Short-term | 1 | | | | | | 1 | | | | | | | | | | | | | | | | |
| | Long-term | 1 | | | | | | 1 | | | | | | | | | | | | | | | | |
| | Unspecified | 1 | | | | | | 1 | | | | | | | | | | | | | | | | |
| | Total | 4 | | | | | | 1 | | | | | | | | | | | | | | | | |
| | Short-term | 1 | | | | | | 1 | | | | | | | | | | | | | | | | |
| | Long-term | 1 | | | | | | 1 | | | | | | | | | | | | | | | | |
| | Unspecified | 1 | | | | | | 1 | | | | | | | | | | | | | | | | |
| | Total | 4 | | | | | | 1 | | | | | | | | | | | | | | | | |
| | Short-term | 1 | | | | | | 1 | | | | | | | | | | | | | | | | |
| | Long-term | 1 | | | | | | 1 | | | | | | | | | | | | | | | | |
| | Unspecified | 1 | | | | | | 1 | | | | | | | | | | | | | | | | |
| | Total | 4 | | | | | | 1 | | | | | | | | | | | | | | | | |
| | Short-term | 1 | | | | | | 1 | | | | | | | | | | | | | | | | |
| | Long-term | 1 | | | | | | 1 | | | | | | | | | | | | | | | | |
| | Unspecified | 1 | | | | | | 1 | | | | | | | | | | | | | | | | |
| | Total | 4 | | | | | | 1 | | | | | | | | | | | | | | | | |
| | Short-term | 1 | | | | | | 1 | | | | | | | | | | | | | | | | |
| | Long-term | 1 | | | | | | 1 | | | | | | | | | | | | | | | | |
| | Unspecified | 1 | | | | | | 1 | | | | | | | | | | | | | | | | |
| | Total | 4 | | | | | | 1 | | | | | | | | | | | | | | | | |
| | Short-term | 1 | | | | | | 1 | | | | | | | | | | | | | | | | |
| | Long-term | 1 | | | | | | 1 | | | | | | | | | | | | | | | | |
| | Unspecified | 1 | | | | | | 1 | | | | | | | | | | | | | | | | |
| | Total | 4 | | | | | | 1 | | | | | | | | | | | | | | | | |
| | Short-term | 1 | | | | | | 1 | | | | | | | | | | | | | | | | |
| | Long-term | 1 | | | | | | 1 | | | | | | | | | | | | | | | | |
| | Unspecified | 1 | | | | | | 1 | | | | | | | | | | | | | | | | |
| | Total | 4 | | | | | | 1 | | | | | | | | | | | | | | | | |
| | Short-term | 1 | | | | | | 1 | | | | | | | | | | | | | | | | |
| | Long-term | 1 | | | | | | 1 | | | | | | | | | | | | | | | | |
| | Unspecified | 1 | | | | | | 1 | | | | | | | | | | | | | | | | |
| | Total | 4 | | | | | | 1 | | | | | | | | | | | | | | | | |
| | Short-term | 1 | | | | | | 1 | | | | | | | | | | | | | | | | |
| | Long-term | 1 | | | | | | 1 | | | | | | | | | | | | | | | | |
| | Unspecified | 1 | | | | | | 1 | | | | | | | | | | | | | | | | |
| | Total | 4 | | | | | | 1 | | | | | | | | | | | | | | | | |
| | Short-term | 1 | | | | | | 1 | | | | | | | | | | | | | | | | |
| | Long-term | 1 | | | | | | 1 | | | | | | | | | | | | | | | | |
| | Unspecified | 1 | | | | | | 1 | | | | | | | | | | | | | | | | |
| | Total | 4 | | | | | | 1 | | | | | | | | | | | | | | | | |

Gabon

| Fiscal Year | Sector | | Planning & Administration | | | Public Works & Utilities | | | Agriculture, Forestry & Fisheries | | | | Mining & Industry | | Energy | | | Commerce & Tourism | | Human Resources Development | | | Others | Expenditures (Thousands) |
|-------------|--------|----------------------|---------------------------|--------------|----------------|--------------------------|-----------------------------------|-------------|-----------------------------------|----------|-----------|--------|-------------------|--------|------------------|---------|-----------------|--------------------|--------------------------|-----------------------------|--------|--------------------------|--------|--------------------------|
| | Total | Development Planning | Public Administration | Public Works | Transportation | Social Infrastructure | Telecommunications & Broadcasting | Agriculture | Livestock Farming | Forestry | Fisheries | Mining | Manufacturing | Energy | Commerce & Trade | Tourism | Human Resources | Science & Culture | Public Health & Medicine | Social Welfare | Others | Expenditures (Thousands) | | |

Acceptance of Trainees

| Fiscal Year | Total | Development Planning | Public Administration | Public Works | Transportation | Social Infrastructure | Telecommunications & Broadcasting | Agriculture | Livestock Farming | Forestry | Fisheries | Mining | Manufacturing | Energy | Commerce & Trade | Tourism | Human Resources | Science & Culture | Public Health & Medicine | Social Welfare | Others | Expenditures (Thousands) |
|-------------|-------|----------------------|-----------------------|--------------|----------------|-----------------------|-----------------------------------|-------------|-------------------|----------|-----------|--------|---------------|--------|------------------|---------|-----------------|-------------------|--------------------------|----------------|--------|--------------------------|
| 1954-1988 | 51 | | 1 | | 3 | | 7 | 10 | | | 3 | 10 | | | | 1 | 2 | | 3 | 10 | 1 | 190,273 |
| 1988 | 5 | | | | | | 2 | | | | | 2 | | | | | | | 1 | | | 15,715 |
| | 1 | | | | | | | 1 | | | | | | | | | | | | | | |
| | 6 | | | | | | 2 | 1 | | | | 2 | | | | | | | 1 | | | |

Note: Regarding the column for 1988, the top row shows the newly operations in FY 1988, the middle row shows the operations those continued from FY 1987 on, and the bottom row shows the total operations.

Dispatch of Experts

| Fiscal Year | Total | Development Planning | Public Administration | Public Works | Transportation | Social Infrastructure | Telecommunications & Broadcasting | Agriculture | Livestock Farming | Forestry | Fisheries | Mining | Manufacturing | Energy | Commerce & Trade | Tourism | Human Resources | Science & Culture | Public Health & Medicine | Social Welfare | Others | Expenditures (Thousands) |
|-------------|-------|----------------------|-----------------------|--------------|----------------|-----------------------|-----------------------------------|-------------|-------------------|----------|-----------|--------|---------------|--------|------------------|---------|-----------------|-------------------|--------------------------|----------------|--------|--------------------------|
| 1954-1988 | 1 | | | | | | | | | | 1 | | | | | | | | | | | 30 |
| 1988 | 1 | | | | | | | | | | 1 | | | | | | | | | | | |
| | | | | | | | | | | | | | | | | | | | | | | |
| | | | | | | | | | | | | | | | | | | | | | | |
| | | | | | | | | | | | | | | | | | | | | | | |

Dispatch of Survey Teams

| Fiscal Year | Total | Development Planning | Public Administration | Public Works | Transportation | Social Infrastructure | Telecommunications & Broadcasting | Agriculture | Livestock Farming | Forestry | Fisheries | Mining | Manufacturing | Energy | Commerce & Trade | Tourism | Human Resources | Science & Culture | Public Health & Medicine | Social Welfare | Others | Expenditures (Thousands) |
|-------------|-------|----------------------|-----------------------|--------------|----------------|-----------------------|-----------------------------------|-------------|-------------------|----------|-----------|--------|---------------|--------|------------------|---------|-----------------|-------------------|--------------------------|----------------|--------|--------------------------|
| 1954-1988 | B | | | | | | 1 | | | | 7 | | | | | | | | | | | 68,385 |
| 1988 | | | | | | | | | | | | | | | | | | | | | | |
| | | | | | | | | | | | | | | | | | | | | | | |
| | | | | | | | | | | | | | | | | | | | | | | |



Gambia

| Sector | Planning & Administration | | Public Works & Utilities | | | Agriculture, Forestry & Fisheries | | | | Mining & Industry | | Commerce & Tourism | | Human Resources Development | | Social Welfare | Others | Expenses (Thousands) | | |
|---|---------------------------|-----------------------|--------------------------|----------------|-----------------------|-----------------------------------|-------------|-------------------|----------|-------------------|--------|--------------------|--------|-----------------------------|---------|----------------|--------|----------------------|-----------------|-------------------|
| | Development Planning | Public Administration | Public Works | Transportation | Social Infrastructure | Telecommunications & Broadcasting | Agriculture | Livestock Farming | Forestry | Fisheries | Mining | Manufacturing | Energy | Commerce & Trade | Tourism | | | | Human Resources | Science & Culture |
| Fiscal Year | Total | | | | | | | | | | | | | | | | | | | |
| Acceptance of Trainees | | | | | | | | | | | | | | | | | | | | |
| 1954-1988 | | | | | | | | | | | | | | | | | | | | |
| | 1 | 5 | 1 | 7 | 2 | 2 | 12 | 6 | 1 | 1 | | | | | | | | | | |
| 1988 | | | | | | | | | | | | | | | | | | | | |
| | 10 | 1 | 1 | 2 | 1 | 1 | 2 | 3 | 1 | | | | | | | | | | | |
| | 1 | | | | | | | | | | | | | | | | | | | |
| | 11 | 1 | 1 | 2 | 1 | 1 | 2 | 3 | 1 | | | | | | | | | | | |
| Note: Regarding the column for 1988, the top row shows the newly operations in FY 1988, the middle row shows the operations those continued from FY 1987 on, and the bottom row shows the total operations. | | | | | | | | | | | | | | | | | | | | |
| Dispatch of Experts | | | | | | | | | | | | | | | | | | | | |
| Short-term | | | | | | | | | | | | | | | | | | | | |
| 1954-1988 | | | | | | | | | | | | | | | | | | | | |
| | 3 | | | | | | | | | | | | | | | | | | | |
| Long-term | | | | | | | | | | | | | | | | | | | | |
| 1988 | | | | | | | | | | | | | | | | | | | | |
| | 3 | | | | | | | | | | | | | | | | | | | |
| Total | | | | | | | | | | | | | | | | | | | | |
| | 3 | | | | | | | | | | | | | | | | | | | |
| Short-term | | | | | | | | | | | | | | | | | | | | |
| 1988 | | | | | | | | | | | | | | | | | | | | |
| | 2 | | | | | | | | | | | | | | | | | | | |
| Long-term | | | | | | | | | | | | | | | | | | | | |
| 1988 | | | | | | | | | | | | | | | | | | | | |
| | 2 | | | | | | | | | | | | | | | | | | | |
| Total | | | | | | | | | | | | | | | | | | | | |
| | 2 | | | | | | | | | | | | | | | | | | | |
| Total | | | | | | | | | | | | | | | | | | | | |
| | 2 | | | | | | | | | | | | | | | | | | | |
| Dispatch of Survey Teams | | | | | | | | | | | | | | | | | | | | |
| 1954-1988 | | | | | | | | | | | | | | | | | | | | |
| | 21 | | | | | | | | | | | | | | | | | | | |
| 1988 | | | | | | | | | | | | | | | | | | | | |
| | 10 | | | | | | | | | | | | | | | | | | | |
| | 1 | | | | | | | | | | | | | | | | | | | |
| | 10 | | | | | | | | | | | | | | | | | | | |

Expenses (Thousands)

116,258

35,663

143,805

30,997

86,086

35,408

Ghana

| Fiscal Year | Sector | Planning & Administration | | | Public Works & Utilities | | | | Agriculture, Forestry & Fisheries | | | | Mining & Industry | | Energy | Commerce & Tourism | | Human Resources Development | | Public Health & Medicine | Social Welfare | Others | Expenses (Thousands) |
|-------------|--------|---------------------------|-----------------------|--------------|--------------------------|-----------------------|-----------------------------------|-------------|-----------------------------------|----------|-----------|--------|-------------------|------------------|--------|--------------------|-----------------|-----------------------------|----|--------------------------|----------------|-----------|----------------------|
| | | Development Planning | Public Administration | Public Works | Transportation | Social Infrastructure | Telecommunications & Broadcasting | Agriculture | Livestock Farming | Forestry | Fisheries | Mining | Manufacturing | Commerce & Trade | | Tourism | Human Resources | Science & Culture | | | | | |
| | Total | 22 | 19 | 2 | 37 | 31 | 116 | 44 | 5 | 11 | 20 | 7 | 91 | 7 | 15 | 7 | 15 | 33 | 86 | 10 | 6 | 1,435,017 | |
| 1984-1988 | | 42 | 3 | 3 | 2 | 2 | 6 | 4 | 1 | 1 | | 7 | 7 | 1 | 1 | 1 | 1 | 4 | 8 | | | 166,005 | |
| 1988 | | 5 | 3 | 3 | 2 | 2 | 6 | 5 | 1 | 1 | | 7 | 7 | 1 | 1 | 1 | 1 | 4 | 4 | | | | |
| | Total | 47 | 3 | 3 | 2 | 2 | 6 | 5 | 1 | 1 | | 7 | 7 | 1 | 1 | 1 | 1 | 4 | 12 | | | | |

Acceptance of Trainees
1984-1988
1988

Note: Regarding the column for 1988, the top row shows the newly operations in FY 1988, the middle row shows the operations those continued from FY 1987 on, and the bottom row shows the total operations.

Dispatch of Experts

| | Short-term | | Long-term | | Total |
|------------|------------|-------------|-----------|-------|-----------|
| | 1984-1988 | Unspecified | 1988 | Total | |
| Short-term | 41 | 1 | 1 | 42 | |
| Long-term | 25 | 124 | 3 | 152 | 1,889,150 |
| Total | 190 | 124 | 4 | 318 | |
| Short-term | 5 | 1 | 1 | 7 | |
| Long-term | 3 | 3 | 1 | 7 | 89,048 |
| Total | 8 | 4 | 2 | 14 | |
| | 12 | 11 | 1 | 24 | |

Guinea

| Fiscal Year | Planning & Administration | | Public Works & Utilities | | | Agriculture, Forestry & Fisheries | | | | Mining & Industry | | Energy | | Commerce & Tourism | | Human Resources Development | | Public Health & Medicine | Social Welfare | Others | Expenses (Thousands) |
|-------------|---------------------------|-----------------------|--------------------------|----------------|-----------------------|-----------------------------------|-------------|-------------------|----------|-------------------|--------|---------------|--------|--------------------|---------|-----------------------------|-------------------|--------------------------|----------------|--------|----------------------|
| | Development Planning | Public Administration | Public Works | Transportation | Social Infrastructure | Telecommunications & Broadcasting | Agriculture | Livestock Farming | Forestry | Fisheries | Mining | Manufacturing | Energy | Commerce & Trade | Tourism | Human Resources | Science & Culture | | | | |
| 1954-1988 | 2 | 4 | 8 | 13 | 13 | 12 | 1 | 1 | 9 | 7 | 7 | 3 | 5 | 1 | 1 | 247,738 | | | | | |
| 1988 | 13 | 2 | 2 | 6 | 1 | 1 | 1 | 3 | 1 | 1 | 1 | 1 | 3 | 1 | 1 | 35,360 | | | | | |
| | 2 | | | | | | | | | | | | | | | | | | | | |
| | 15 | 2 | 2 | 6 | 2 | 1 | 1 | 1 | 1 | 1 | 1 | 1 | 1 | 1 | 1 | 4 | | | | | |

Note: Regarding the column for 1988, the top row shows the newly operations in FY 1988, the middle row shows the operations these continued from FY 1987 on, and the bottom row shows the total operations.

Dispatch of Experts

| Fiscal Year | Planning & Administration | | Public Works & Utilities | | | Agriculture, Forestry & Fisheries | | | | Mining & Industry | | Energy | | Commerce & Tourism | | Human Resources Development | | Public Health & Medicine | Social Welfare | Others | Expenses (Thousands) |
|-------------|---------------------------|-----------------------|--------------------------|----------------|-----------------------|-----------------------------------|-------------|-------------------|----------|-------------------|--------|---------------|--------|--------------------|---------|-----------------------------|-------------------|--------------------------|----------------|--------|----------------------|
| | Development Planning | Public Administration | Public Works | Transportation | Social Infrastructure | Telecommunications & Broadcasting | Agriculture | Livestock Farming | Forestry | Fisheries | Mining | Manufacturing | Energy | Commerce & Trade | Tourism | Human Resources | Science & Culture | | | | |
| 1954-1988 | 2 | 4 | 8 | 13 | 13 | 12 | 1 | 1 | 9 | 7 | 7 | 3 | 5 | 1 | 1 | 247,738 | | | | | |
| 1988 | 13 | 2 | 2 | 6 | 1 | 1 | 1 | 3 | 1 | 1 | 1 | 1 | 3 | 1 | 1 | 35,360 | | | | | |
| | 2 | | | | | | | | | | | | | | | | | | | | |
| | 15 | 2 | 2 | 6 | 2 | 1 | 1 | 1 | 1 | 1 | 1 | 1 | 1 | 1 | 1 | 4 | | | | | |

Dispatch of Survey Teams

| Fiscal Year | Planning & Administration | | Public Works & Utilities | | | Agriculture, Forestry & Fisheries | | | | Mining & Industry | | Energy | | Commerce & Tourism | | Human Resources Development | | Public Health & Medicine | Social Welfare | Others | Expenses (Thousands) |
|-------------|---------------------------|-----------------------|--------------------------|----------------|-----------------------|-----------------------------------|-------------|-------------------|----------|-------------------|--------|---------------|--------|--------------------|---------|-----------------------------|-------------------|--------------------------|----------------|--------|----------------------|
| | Development Planning | Public Administration | Public Works | Transportation | Social Infrastructure | Telecommunications & Broadcasting | Agriculture | Livestock Farming | Forestry | Fisheries | Mining | Manufacturing | Energy | Commerce & Trade | Tourism | Human Resources | Science & Culture | | | | |
| 1954-1988 | 2 | 4 | 8 | 13 | 13 | 12 | 1 | 1 | 9 | 7 | 7 | 3 | 5 | 1 | 1 | 247,738 | | | | | |
| 1988 | 13 | 2 | 2 | 6 | 1 | 1 | 1 | 3 | 1 | 1 | 1 | 1 | 3 | 1 | 1 | 35,360 | | | | | |
| | 2 | | | | | | | | | | | | | | | | | | | | |
| | 15 | 2 | 2 | 6 | 2 | 1 | 1 | 1 | 1 | 1 | 1 | 1 | 1 | 1 | 1 | 4 | | | | | |



Guinea-Bissau

| Fiscal Year | Sector | Planning & Administration | | Public Works & Utilities | | | Agriculture, Forestry & Fisheries | | | | Mining & Industry | | Energy | Commerce & Trade | | Tourism | Human Resources Development | | Public Health & Medicine | Social Welfare | Others | Expenses (Thousands) | |
|-------------|--------|---------------------------|-----------------------|--------------------------|----------------|-----------------------|-----------------------------------|-------------|-------------------|----------|-------------------|--------|--------|------------------|------------------|---------|-----------------------------|-------------------|--------------------------|----------------|--------|----------------------|--------|
| | | Development Planning | Public Administration | Public Works | Transportation | Social Infrastructure | Telecommunications & Broadcasting | Agriculture | Livestock Farming | Forestry | Fisheries | Mining | | Manufacturing | Commerce & Trade | | Human Resources | Science & Culture | | | | | |
| 1954-1988 | Total | 5 | | | | | | | | | | 4 | | | | | | | | | | | 24,554 |
| 1988 | | 1 | | | | | | | | | | 1 | | | | | | | | | | | 5,352 |
| | | 1 | | | | | | | | | | 1 | | | | | | | | | | | |
| 1954-1988 | Total | 6 | | | | | | | | | | 6 | | | | | | | | | | | 11,636 |
| 1988 | | | | | | | | | | | | | | | | | | | | | | | 1,192 |

Acceptance of Trainees

Note: Regarding the column for 1988, the top row shows the newly operations in FY 1988, the middle row shows the operations those continued from FY 1987 on, and the bottom row shows the total operations.

Dispatch of Survey Teams

Ivory Coast

| Sector | Planning & Administration | | | Public Works & Utilities | | | | Agriculture, Forestry & Fisheries | | | | Mining & Industry | | Energy | Commerce & Tourism | | Human Resources Development | | Public Health & Medicine | Social Welfare | Others | Expenses (Thousands) |
|--------------|---------------------------|-----------------------|--------------|--------------------------|-----------------------|-----------------------------------|-------------|-----------------------------------|----------|-----------|--------|-------------------|------------------|--------|--------------------|-----------------|-----------------------------|---|--------------------------|----------------|---------|----------------------|
| | Development Planning | Public Administration | Public Works | Transportation | Social Infrastructure | Telecommunications & Broadcasting | Agriculture | Livestock Farming | Forestry | Fisheries | Mining | Manufacturing | Commerce & Trade | | Tourism | Human Resources | Science & Culture | | | | | |
| Total | 5 | 4 | 1 | 21 | 3 | 2 | 8 | 1 | 9 | 1 | 4 | 4 | 13 | 1 | 1 | 1 | 1 | 1 | 19 | | 244,146 | |
| 1954-1988 | 1 | 2 | 2 | 2 | 2 | 4 | 4 | 2 | 2 | 2 | 2 | 2 | 2 | 2 | 2 | 2 | 2 | 2 | 1 | 1 | 61,614 | |
| 1988 | 1 | 2 | 2 | 2 | 2 | 2 | 6 | 2 | 2 | 2 | 2 | 2 | 2 | 2 | 2 | 2 | 2 | 2 | 5 | 6 | | |
| Total | 7 | 7 | 7 | 21 | 7 | 7 | 14 | 7 | 7 | 7 | 7 | 7 | 7 | 7 | 7 | 7 | 7 | 7 | 6 | 6 | | |

Note: Regarding the column for 1988, the top row shows the newly operations in FY 1988, the middle row shows the operations those continued from FY 1987 on, and the bottom row shows the total operations.

Dispatch of Experts

| Fiscal Year | Short-term | | Long-term | | Unspecified | | Total | | Expenses (Thousands) |
|--------------|------------|---|-----------|---|-------------|---|-------|---|----------------------|
| | 1 | 2 | 3 | 4 | 5 | 6 | 7 | 8 | |
| 1954-1988 | 1 | 1 | 3 | 4 | 1 | 1 | 1 | 4 | 196,410 |
| 1988 | 1 | 2 | 3 | 3 | 3 | 3 | 3 | 2 | 55,009 |
| Total | 2 | 3 | 6 | 7 | 4 | 4 | 4 | 6 | |



Kenya

| Fiscal Year | Sector | Planning & Administration | | | Public Works & Utilities | | | Agriculture, Forestry & Fisheries | | | | Mining & Industry | | Energy | | Commerce & Tourism | | Human Resources Development | | Public Health & Medicine | Social Welfare | Others | Expenses (Thousands) |
|-------------------------------|--------|---------------------------|-----------------------|--------------|--------------------------|-----------------------|-----------------------------------|-----------------------------------|-------------------|----------|-----------|-------------------|---------------|--------|------------------|--------------------|-----------------|-----------------------------|--|--------------------------|----------------|--------|----------------------|
| | | Development Planning | Public Administration | Public Works | Transportation | Social Infrastructure | Telecommunications & Broadcasting | Agriculture | Livestock Farming | Forestry | Fisheries | Mining | Manufacturing | Energy | Commerce & Trade | Tourism | Human Resources | Science & Culture | | | | | |
| Acceptance of Trainees | | | | | | | | | | | | | | | | | | | | | | | |
| 1954-1988 | Total | 13 | 54 | 15 | 50 | 117 | 215 | 101 | 2 | 24 | 25 | 5 | 68 | 26 | 31 | 6 | 92 | | | 78 | 10 | 9 | 2,564,004 |
| 1988 | 111 | 3 | 12 | 1 | 4 | 12 | 17 | 8 | 1 | 8 | 1 | 1 | 4 | 1 | 2 | 1 | 19 | | | 12 | 4 | | |
| | 28 | | 1 | | | 5 | 6 | 6 | 6 | 1 | 1 | 2 | 2 | 2 | | | 3 | | | 7 | | | 396,238 |
| | 159 | 3 | 13 | 1 | 4 | 17 | 17 | 14 | 1 | 9 | 1 | 2 | 6 | 3 | 2 | 1 | 22 | | | 19 | 4 | | |

Note: Regarding the column for 1988, the top row shows the newly operations in FY 1988, the middle row shows the operations those continued from FY 1987 on, and the bottom row shows the total operations.

Dispatch of Experts

| Fiscal Year | Sector | Planning & Administration | | | Public Works & Utilities | | | Agriculture, Forestry & Fisheries | | | | Mining & Industry | | Energy | | Commerce & Tourism | | Human Resources Development | | Public Health & Medicine | Social Welfare | Others | Expenses (Thousands) |
|----------------------------|--------|---------------------------|-----------------------|--------------|--------------------------|-----------------------|-----------------------------------|-----------------------------------|-------------------|----------|-----------|-------------------|---------------|--------|------------------|--------------------|-----------------|-----------------------------|-----|--------------------------|----------------|--------|----------------------|
| | | Development Planning | Public Administration | Public Works | Transportation | Social Infrastructure | Telecommunications & Broadcasting | Agriculture | Livestock Farming | Forestry | Fisheries | Mining | Manufacturing | Energy | Commerce & Trade | Tourism | Human Resources | Science & Culture | | | | | |
| Dispatch of Experts | | | | | | | | | | | | | | | | | | | | | | | |
| 1954-1988 | 182 | 1 | 1 | | | 5 | 23 | 15 | | 19 | | | 11 | | | | | | | 49 | | 3 | |
| | 148 | | | 9 | | 12 | 10 | 15 | | 11 | | | 11 | 2 | | | | | | 42 | | 2 | 8,092,235 |
| | 251 | 13 | | 11 | 1 | 12 | 19 | 30 | | | 5 | 6 | 11 | 2 | 4 | | | | 96 | | 1 | | |
| 1988 | 581 | 14 | 1 | 20 | 1 | 29 | 52 | 60 | | 30 | 5 | 6 | 33 | 4 | 4 | | | | 187 | | 6 | | |
| | 27 | | | | | 4 | 3 | 3 | | 5 | | | | | | | | | | 4 | | | |
| | 2 | | | | | | | | | 1 | | | | | | | | | | | | | |
| 1988 | 20 | | | | | 4 | 3 | 3 | | 6 | | | | | | | | | | 4 | | | |
| | 50 | | | 1 | | 1 | 1 | 1 | | 2 | | | | | | | | | | 6 | | | |
| | 70 | | | 2 | | 4 | 1 | 6 | | 8 | | 4 | 1 | 1 | | | | | 11 | | | | |
| 1988 | 47 | | | 3 | | 4 | 2 | 7 | | 10 | | 4 | 1 | | | | | | 17 | | | | |
| | 52 | | | 1 | | 4 | 4 | 4 | | 7 | | | | | | | | | 10 | | | | |
| | 99 | | | 2 | | 4 | 1 | 6 | | 9 | | 4 | 1 | | | | | | 11 | | | | |
| 1988 | 20 | | | 3 | | 8 | 5 | 10 | | 16 | | 4 | 1 | | | | | | 21 | | | | |
| | 50 | | | 1 | | 4 | 1 | 6 | | 8 | | | | | | | | | 11 | | | | |
| | 70 | | | 2 | | 4 | 1 | 6 | | 9 | | 4 | 1 | | | | | | 11 | | | | |
| 1988 | 47 | | | 3 | | 8 | 5 | 10 | | 16 | | 4 | 1 | | | | | | 21 | | | | |
| | 52 | | | 1 | | 4 | 1 | 6 | | 9 | | | | | | | | | 11 | | | | |
| | 99 | | | 2 | | 4 | 1 | 6 | | 9 | | 4 | 1 | | | | | | 11 | | | | |

| Sector | Planning & Administration | | Public Works & Utilities | | | Agriculture, Forestry & Fisheries | | | | Mining & Industry | | Energy | | Commerce & Tourism | | Human Resources Development | | Public Health & Medicine | Social Welfare | Others | Expenses (Thousands) | |
|--|---------------------------|-----------------------|--------------------------|----------------|-----------------------|-----------------------------------|-------------|-------------------|----------|-------------------|--------|---------------|--------|--------------------|---------|-----------------------------|-------------------|--------------------------|----------------|--------|----------------------|--|
| | Development Planning | Public Administration | Public Works | Transportation | Social Infrastructure | Telecommunications & Broadcasting | Agriculture | Livestock Farming | Forestry | Fisheries | Mining | Manufacturing | Energy | Commerce & Trade | Tourism | Human Resources | Science & Culture | | | | | |
| Fiscal Year | Total | | | | | | | | | | | | | | | | | | | | | |
| Dispatch of Survey Teams | | | | | | | | | | | | | | | | | | | | | | |
| 1954-1988 | 91 | | 66 | 147 | 243 | 25 | 128 | | 35 | 8 | 41 | | 86 | | | 125 | | 90 | | 30 | 6,203,038 | |
| 1988 | 93 | | 11 | 6 | 21 | | 16 | | | | 6 | | | | | 16 | | 10 | | 7 | 568,717 | |
| | 2 | | | | | | 2 | | | | | | | | | | | | | | | |
| | 95 | | 11 | 6 | 21 | | 18 | | | | 6 | | | | | 16 | | 10 | | 7 | | |
| Dispatch of Japan Overseas Cooperation Volunteers | | | | | | | | | | | | | | | | | | | | | | |
| 1954-1988 | 6 | 8 | 2 | 52 | 120 | 45 | 119 | 2 | 1 | 31 | | 82 | 2 | | | 219 | | | | 17 | 5,251,382 | |
| 1988 | 34 | 1 | | | 3 | 3 | 3 | 1 | 1 | 1 | | 7 | | | | 17 | | | | 1 | | |
| | 99 | 4 | | | 22 | 4 | 3 | 1 | 1 | 2 | | 16 | | | | 44 | | | | 2 | | |
| | 133 | 5 | | | 25 | 4 | 6 | 2 | 1 | 3 | | 23 | | | | 61 | | | | 3 | | |

Lesotho

| Sector | Planning & Administration | | Public Works & Utilities | | | Agriculture, Forestry & Fisheries | | | | Mining & Industry | | Energy | | Commerce & Tourism | | Human Resources Development | | Public Health & Medicine | Social Welfare | Others | Expenses (Thousands) |
|--------|---------------------------|-----------------------|--------------------------|----------------|-----------------------|-----------------------------------|-------------|-------------------|----------|-------------------|--------|---------------|--------|--------------------|---------|-----------------------------|-------------------|--------------------------|----------------|--------|----------------------|
| | Development Planning | Public Administration | Public Works | Transportation | Social Infrastructure | Telecommunications & Broadcasting | Agriculture | Livestock Farming | Forestry | Fisheries | Mining | Manufacturing | Energy | Commerce & Trade | Tourism | Human Resources | Science & Culture | | | | |
| Total | | | | | | | | | | | | | | | | | | | | | |

Acceptance of Trainees

| | | | | | | | | | | | | | | | | | | | | | | |
|-----------|----|---|---|--|--|---|---|--|--|--|--|---|--|--|--|--|---|--|--|--|--------|-------|
| 1954-1988 | 17 | 5 | 1 | | | 7 | 1 | | | | | 1 | | | | | 1 | | | | 41,142 | |
| 1988 | 1 | | | | | | | | | | | 1 | | | | | | | | | | 5,154 |
| | 1 | | | | | | | | | | | 1 | | | | | | | | | | |

Note: Regarding the column for 1988, the top row shows the newly operations in FY 1988, the middle row shows the operations those continued from FY 1987 on, and the bottom row shows the total operations.

Dispatch of Survey Teams

| | | | | | | | | | | | | | | | | | | | | | | |
|-----------|--|--|--|--|--|--|--|--|--|--|--|--|--|--|--|--|--|--|--|--|--|-----|
| 1954-1988 | | | | | | | | | | | | | | | | | | | | | | 605 |
| 1988 | | | | | | | | | | | | | | | | | | | | | | |

Dispatch of Japan Overseas Cooperation Volunteers

| | | | | | | | | | | | | | | | | | | | | | | |
|-----------|--|--|--|--|--|--|--|--|--|--|--|--|--|--|--|--|--|--|--|--|--|--------|
| 1954-1988 | | | | | | | | | | | | | | | | | | | | | | 13,082 |
| 1988 | | | | | | | | | | | | | | | | | | | | | | |

| Sector | Planning & Administration | | Public Works & Utilities | | | Agriculture, Forestry & Fisheries | | | | Mining & Industry | | Energy | | Commerce & Tourism | | Human Resources Development | | Public Health & Medicine | Social Welfare | Others | Expenses (Y Thousands) |
|--|---------------------------|-----------------------|--------------------------|----------------|-----------------------|-----------------------------------|-------------|-------------------|----------|-------------------|--------|---------------|------------------|--------------------|-----------------|-----------------------------|--|--------------------------|----------------|--------|------------------------|
| | Development Planning | Public Administration | Public Works | Transportation | Social Infrastructure | Telecommunications & Broadcasting | Agriculture | Livestock Farming | Forestry | Fisheries | Mining | Manufacturing | Commerce & Trade | Tourism | Human Resources | Science & Culture | | | | | |
| Fiscal Year | Total | | | | | | | | | | | | | | | | | | | | |
| Dispatch of Survey Teams | | | | | | | | | | | | | | | | | | | | | |
| 1954-1988 | 96 | 4 | 4 | | 33 | 7 | | | | | | | 34 | | | | | 14 | | | 626,824 |
| 1988 | 3 | 3 | | | | | | | | | | | | | | | | | | | 13,141 |
| Dispatch of Japan Overseas Cooperation Volunteers | | | | | | | | | | | | | | | | | | | | | |
| 1954-1988 | 148 | 5 | 1 | 3 | 1 | 15 | 21 | 5 | | 27 | | | | | | | | 47 | 5 | 13 | 1,269,445 |
| 1988 | 22 | | | | | | 5 | 2 | | 4 | | | | | | | | 9 | 1 | 1 | 304,512 |
| | 48 | 3 | 2 | 1 | 3 | 4 | 6 | 3 | | 9 | | | | | | | | 12 | 2 | 3 | |
| | 70 | 3 | 2 | 1 | 3 | 4 | 11 | 5 | | 13 | | | | | | | | 21 | 3 | 4 | |

Liberia

| Fiscal Year | Sector | Planning & Administration | | Public Works & Utilities | | | Agriculture, Forestry & Fisheries | | | | Mining & Industry | | Energy | | Commerce & Tourism | | Human Resources Development | | Public Health | Social Welfare | Others | Expenses (Thousands) |
|-------------|--------|---------------------------|-----------------------|--------------------------|----------------|-----------------------|-----------------------------------|-------------|-------------------|----------|-------------------|--------|---------------|--------|--------------------|---------|-----------------------------|-------------------|---------------|----------------|--------|----------------------|
| | | Development Planning | Public Administration | Public Works | Transportation | Social Infrastructure | Telecommunications & Broadcasting | Agriculture | Livestock Farming | Forestry | Fisheries | Mining | Manufacturing | Energy | Commerce & Trade | Tourism | Human Resources | Science & Culture | | | | |
| 1984-1988 | Total | 5 | 21 | 1 | 12 | 15 | 33 | 44 | 4 | 4 | 1 | 4 | 3 | 8 | 2 | 14 | 30 | 4 | 1 | 576,277 | | |
| 1988 | Total | 3 | 3 | 1 | 1 | 1 | 1 | 3 | 2 | 2 | | | | | | 2 | 4 | 1 | | 47,222 | | |
| 1988 | Total | 3 | 3 | 1 | 1 | 1 | 1 | 3 | 2 | 2 | | | | | | 2 | 4 | 1 | | | | |

Note: Regarding the column for 1988, the top row shows the newly operations in FY 1988, the middle row shows the operations those continued from FY 1987 on, and the bottom row shows the total operations.

Dispatch of Experts

| Fiscal Year | Term | Planning & Administration | | Public Works & Utilities | | | Agriculture, Forestry & Fisheries | | | | Mining & Industry | | Energy | | Commerce & Tourism | | Human Resources Development | | Public Health | Social Welfare | Others | Expenses (Thousands) |
|-------------|-------------|---------------------------|-----------------------|--------------------------|----------------|-----------------------|-----------------------------------|-------------|-------------------|----------|-------------------|--------|---------------|--------|--------------------|---------|-----------------------------|-------------------|---------------|----------------|--------|----------------------|
| | | Development Planning | Public Administration | Public Works | Transportation | Social Infrastructure | Telecommunications & Broadcasting | Agriculture | Livestock Farming | Forestry | Fisheries | Mining | Manufacturing | Energy | Commerce & Trade | Tourism | Human Resources | Science & Culture | | | | |
| 1984-1988 | Short-term | | | | 5 | | 4 | | | | | | | | | | | | | | | |
| 1984-1988 | Long-term | | | | | | 1 | | | | | | | | | | | | | | | |
| 1984-1988 | Unspecified | | | 1 | 8 | 3 | 5 | | | | | | | | | 1 | | | | | | 355,881 |
| 1984-1988 | Total | | | 1 | 5 | 8 | 8 | 5 | | | | | | | | 1 | | | | | | |
| 1988 | Short-term | | | | | | | | | | | | | | | | | | | | | |
| 1988 | Long-term | | | | | | | | | | | | | | | | | | | | | |
| 1988 | Total | | | | | | | | | | | | | | | | | | | | | 13,305 |



Malawi

| Sector | Planning & Administration | | Public Works & Utilities | | | Agriculture, Forestry & Fisheries | | | | Mining & Industry | | Energy | | Commerce & Tourism | | Human Resources Development | | | Social Welfare | Others | Expenses (Thousands) |
|--------|---------------------------|-----------------------|--------------------------|----------------|-----------------------|-----------------------------------|-------------|-------------------|----------|-------------------|--------|---------------|--------|--------------------|---------|-----------------------------|-------------------|--------------------------|----------------|--------|----------------------|
| | Development Planning | Public Administration | Public Works | Transportation | Social Infrastructure | Telecommunications & Broadcasting | Agriculture | Livestock Farming | Forestry | Fisheries | Mining | Manufacturing | Energy | Commerce & Trade | Tourism | Human Resources | Science & Culture | Public Health & Medicine | | | |

Acceptance of Trainees

| | | | | | | | | | | | | | | | | | | | | |
|-----------|----|---|---|---|----|----|----|---|---|---|---|---|---|---|--|--|---|---|--|---------|
| 1984-1988 | 80 | 2 | 5 | 1 | 11 | 20 | 21 | 1 | 1 | 1 | 3 | 5 | 4 | 2 | | | 3 | 1 | | 223,781 |
| 1988 | 15 | 1 | 2 | | 3 | 2 | 3 | 1 | | | 1 | 1 | 1 | | | | | | | 45,623 |
| | 15 | 1 | 2 | | 3 | 2 | 3 | 1 | | | 1 | 1 | 1 | | | | | | | |

Note: Regarding the column for 1988, the top row shows the newly operations in FY 1988, the middle row shows the operations those continued from FY 1987 on, and the bottom row shows the total operations.

Dispatch of Experts

| | | | | | | | | | | | | | | | | | | | | | |
|-----------|---|--|--|--|---|---|--|--|--|--|---|--|--|--|--|--|--|--|--|--|---------|
| 1984-1988 | 7 | | | | 2 | 3 | | | | | 2 | | | | | | | | | | 249,314 |
| 1988 | 7 | | | | 2 | 3 | | | | | 2 | | | | | | | | | | |
| | 7 | | | | 2 | 3 | | | | | 2 | | | | | | | | | | |

| Sector | Planning & Administration | | Public Works & Utilities | | | Agriculture, Forestry & Fisheries | | | | Mining & Industry | | Commerce & Tourism | | Human Resources Development | | Public Health & Medicine | Social Welfare | Others | Expenses (Y Thousands) | |
|--|---------------------------|-----------------------|--------------------------|----------------|-----------------------|-----------------------------------|-------------|-------------------|----------|-------------------|--------|--------------------|--------|-----------------------------|---------|--------------------------|----------------|--------|------------------------|-----------------|
| | Development Planning | Public Administration | Public Works | Transportation | Social Infrastructure | Telecommunications & Broadcasting | Agriculture | Livestock Farming | Forestry | Fisheries | Mining | Manufacturing | Energy | Commerce & Trade | Tourism | | | | | Human Resources |
| Fiscal Year | Total | | | | | | | | | | | | | | | | | | | |
| Dispatch of Survey Teams | | | | | | | | | | | | | | | | | | | | |
| 1954-1988 | 58 | 1 | 7 | 1 | | | 8 | | | | 19 | 11 | 10 | | | | 1 | | | 459,287 |
| 1988 | 21 | | | 1 | | | 3 | | | | 7 | | 10 | | | | | | | 160,776 |
| | 9 | | | | | | 3 | | | | | | | | | | | | | |
| | 24 | | 1 | | | | 6 | | | | 7 | | 10 | | | | | | | |
| Dispatch of Japan Overseas Cooperation Volunteers | | | | | | | | | | | | | | | | | | | | |
| 1954-1988 | 705 | 6 | 27 | 7 | 17 | 114 | 35 | 24 | 20 | 11 | 5 | 1 | 103 | 1 | | 114 | 6 | 199 | 15 | 4,918,317 |
| 1988 | 33 | | 3 | 1 | | | 2 | 1 | 1 | 1 | | | 10 | | | | | 12 | 1 | |
| | 91 | | 9 | 3 | | 10 | 7 | 5 | 7 | 2 | | | 17 | | | | | 26 | 1 | |
| | 124 | | 12 | 4 | | 12 | 9 | 5 | 8 | 3 | | | 27 | | | | | 38 | 2 | |

Mali

| Sector | Planning & Administration | | Public Works & Utilities | | | Agriculture, Forestry & Fisheries | | | | Mining & Industry | | Energy | | Commerce & Tourism | | Human Resources Development | | Public Health & Medicine | Social Welfare | Others | Expenses (Thousands) |
|-----------|---------------------------|----------------|--------------------------|----------------|-----------------------|-----------------------------------|-------------|-------------------|----------|-------------------|--------|---------------|--------|--------------------|---------|-----------------------------|-------------------|--------------------------|----------------|--------|----------------------|
| | Development | Administration | Public Works | Transportation | Social Infrastructure | Telecommunications & Broadcasting | Agriculture | Livestock Farming | Forestry | Fisheries | Mining | Manufacturing | Energy | Commerce & Trade | Tourism | Human Resources | Science & Culture | | | | |
| Total | 2 | 1 | 2 | 4 | 24 | 9 | 6 | 2 | 1 | 4 | 1 | 2 | 2 | 4 | 1 | 175,024 | | | | | |
| 1954-1988 | | | | | | | | | | | | | | | | | | | | | |
| 1988 | 10 | 5 | 6 | 4 | 10 | 1 | 2 | 1 | 1 | 1 | 2 | 1 | 1 | 1 | 2 | 46,569 | | | | | |

Note: Regarding the column for 1988, the top row shows the newly operations in FY 1988, the middle row shows the operations those continued from FY 1987 on, and the bottom row shows the total operations.

Dispatch of Experts

| Fiscal Year | Acceptance of Trainees | | Dispatch of Experts | | Total | Expenses (Thousands) |
|-------------|------------------------|------|---------------------|-----------|-------|----------------------|
| | 1954-1988 | 1988 | Short-term | Long-term | | |
| 1954-1988 | 55 | 10 | 3 | 3 | 6 | 475 |
| 1988 | 5 | 15 | 3 | 3 | 6 | |
| Total | 60 | 25 | 6 | 6 | 12 | |

Dispatch of Survey Teams

| Fiscal Year | Acceptance of Trainees | | Dispatch of Experts | | Total | Expenses (Thousands) |
|-------------|------------------------|------|---------------------|-----------|-------|----------------------|
| | 1954-1988 | 1988 | Short-term | Long-term | | |
| 1954-1988 | 130 | 6 | 11 | 66 | 177 | 1,397,506 |
| 1988 | 7 | 13 | 7 | 7 | 14 | 38,184 |
| Total | 137 | 19 | 18 | 73 | 191 | |



Mauritania

| Fiscal Year | Sector | Planning & Administration | | Public Works & Utilities | | | Agriculture, Forestry & Fisheries | | | | | Mining & Industry | | Energy | | Commerce & Tourism | | Human Resources Development | | Public Health & Medicine | Social Welfare | Others | Expenses (Y Thousands) | | | | | | |
|--------------------------|-------------|---------------------------|-----------------------|--------------------------|----------------|-----------------------|-----------------------------------|-------------|-------------------|----------|-----------|-------------------|---------------|--------|------------------|--------------------|-----------------|-----------------------------|--|--------------------------|----------------|--------|------------------------|--|--|--|--|--|--|
| | | Development Planning | Public Administration | Public Works | Transportation | Social Infrastructure | Telecommunications & Broadcasting | Agriculture | Livestock Farming | Forestry | Fisheries | Mining | Manufacturing | Energy | Commerce & Trade | Tourism | Human Resources | Science & Culture | | | | | | | | | | | |
| Acceptance of Trainees | | | | | | | | | | | | | | | | | | | | | | | | | | | | | |
| 1954-1988 | Total | 12 | | | | | | | | | 1 | | | | | | | | | | | | | | | | | | |
| 1988 | | 1 | | | | | | | | | 1 | | | | | | | | | | | | | | | | | | |
| | | 1 | | | | | | | | | 1 | | | | | | | | | | | | | | | | | | |
| Dispatch of Experts | | | | | | | | | | | | | | | | | | | | | | | | | | | | | |
| 1954-1988 | Short-term | 5 | | | | | | | | | | | | | | | | | | | | | | | | | | | |
| | Long-term | | | | | | | | | | | | | | | | | | | | | | | | | | | | |
| | Unspecified | 12 | | | | | | | | | | | | | | | | | | | | | | | | | | | |
| | Total | 17 | | | | | | | | | | | | | | | | | | | | | | | | | | | |
| 1988 | Short-term | | | | | | | | | | | | | | | | | | | | | | | | | | | | |
| | Long-term | | | | | | | | | | | | | | | | | | | | | | | | | | | | |
| | Total | | | | | | | | | | | | | | | | | | | | | | | | | | | | |
| Dispatch of Survey Teams | | | | | | | | | | | | | | | | | | | | | | | | | | | | | |
| 1954-1988 | Total | 7 | | | | | | | | | | | | | | | | | | | | | | | | | | | |
| 1988 | | | | | | | | | | | | | | | | | | | | | | | | | | | | | |
| | | | | | | | | | | | | | | | | | | | | | | | | | | | | | |

Note: Regarding the column for 1988, the top row shows the newly operations in FY 1988, the middle row shows the operations those continued from FY 1987 on, and the bottom row shows the total operations.

Mauritius

| Fiscal Year | Sector | Planning & Administration | | Public Works & Utilities | | | Agriculture, Forestry & Fisheries | | | Mining & Industry | | Energy | | Commerce & Tourism | | Human Resources Development | | Public Health | Social Welfare | Others | Expenses (Thousands) |
|-------------|--------|---------------------------|-----------------------|--------------------------|----------------|-----------------------|-----------------------------------|-------------|-------------------|-------------------|-----------|--------|---------------|--------------------|---------|-----------------------------|-------------------|---------------|----------------|--------|----------------------|
| | | Development Planning | Public Administration | Public Works | Transportation | Social Infrastructure | Telecommunications & Broadcasting | Agriculture | Livestock Farming | Forestry | Fisheries | Mining | Manufacturing | Commerce & Trade | Tourism | Human Resources | Science & Culture | | | | |
| 1984-1988 | Total | 1 | 2 | 1 | 1 | 7 | 2 | 1 | 2 | 2 | 4 | | | | 1 | 2 | 1 | 1 | | 72,323 | |
| 1988 | Total | | | 1 | | | 1 | | 2 | | | | | | 1 | 1 | | | | 15,583 | |

Acceptance of Trainees

| | | | | | | | | | | | | | | | | | | | | |
|-----------|----|---|---|---|---|---|---|---|---|---|---|--|--|--|---|---|---|---|--|--------|
| 1984-1988 | 27 | 1 | 2 | 1 | 1 | 7 | 2 | 1 | 2 | 2 | 4 | | | | 1 | 2 | 1 | 1 | | 72,323 |
| 1988 | 6 | | | 1 | | | 1 | | 2 | | | | | | 1 | 1 | | | | 15,583 |
| 1988 | 6 | | | 1 | | | 1 | | 2 | | | | | | 1 | 1 | | | | 15,583 |

Note: Regarding the column for 1988, the top row shows the newly operations in FY 1988, the middle row shows the operations those continued from FY 1987 on, and the bottom row shows the total operations.

Dispatch of Experts

| | | | | | | | | | | | | | | | | | | | | | |
|-----------|----|--|--|---|--|---|---|--|--|--|--|--|--|--|--|--|--|--|--|--|---------|
| 1984-1988 | 8 | | | | | 5 | 2 | | | | | | | | | | | | | | 188,489 |
| 1988 | 6 | | | 3 | | | | | | | | | | | | | | | | | 188,489 |
| 1988 | 14 | | | 3 | | 5 | 2 | | | | | | | | | | | | | | 188,489 |
| 1988 | 5 | | | | | 5 | | | | | | | | | | | | | | | 188,489 |
| 1988 | 5 | | | | | 5 | | | | | | | | | | | | | | | 188,489 |
| 1988 | 1 | | | 1 | | | | | | | | | | | | | | | | | 47,664 |
| 1988 | 2 | | | 1 | | | | | | | | | | | | | | | | | 47,664 |
| 1988 | 3 | | | 1 | | | | | | | | | | | | | | | | | 47,664 |
| 1988 | 6 | | | 1 | | 5 | | | | | | | | | | | | | | | 47,664 |
| 1988 | 2 | | | 1 | | | | | | | | | | | | | | | | | 47,664 |
| 1988 | 2 | | | 1 | | | | | | | | | | | | | | | | | 47,664 |
| 1988 | 8 | | | 1 | | 5 | | | | | | | | | | | | | | | 47,664 |

Dispatch of Survey Teams

| | | | | | | | | | | | | | | | | | | | | | |
|-----------|-----|---|----|--|--|----|--|--|--|--|--|--|--|--|--|--|--|--|--|--|---------|
| 1984-1988 | 142 | 6 | 26 | | | 75 | | | | | | | | | | | | | | | 785,820 |
| 1988 | 28 | | 24 | | | | | | | | | | | | | | | | | | 230,611 |
| 1988 | 7 | | | | | | | | | | | | | | | | | | | | 230,611 |
| 1988 | 35 | | 24 | | | | | | | | | | | | | | | | | | 230,611 |



Mozambique

| Sector | Total | | | | | | | | | | | | Expenses (F Thousands) | | | | | | | |
|------------------------|----------------------|-----------------------|--------------|----------------|-----------------------|-----------------------------------|-------------|-------------------|----------|-----------|-------------------|--------|---------------------------|------------------|---------|-----------------------------|-------------------|--------------------------|----------------|--------|
| | Development Planning | Public Administration | Public Works | Transportation | Social Infrastructure | Telecommunications & Broadcasting | Agriculture | Livestock Farming | Forestry | Fisheries | Mining & Industry | Energy | | Commerce & Trade | Tourism | Human Resources Development | Science & Culture | Public Health & Medicine | Social Welfare | Others |
| Acceptance of Trainees | | | | | | | | | | | | | | | | | | | | |
| 1954-1988 | 12 | 2 | 1 | 1 | | | | | | | | 1 | | 1 | | 1 | | | | 30,268 |
| 1988 | 3 | | 1 | 1 | | | | | | | | | | | | | 1 | | | 8,364 |
| | 3 | | 1 | 1 | | | | | | | | | | | | | 1 | | | |

Note: Regarding the column for 1988, the top row shows the newly operations in FY 1988, the middle row shows the operations these continued from FY 1987 on, and the bottom row shows the total operations.

Dispatch of Experts

| | Short-term | Long-term | Unspecified | Total | Short-term | Long-term | Total | Expenses |
|-----------|------------|-----------|-------------|-------|------------|-----------|-------|----------|
| 1954-1988 | | | | | | | | 864 |
| 1988 | | | | | | | | 864 |
| | | | | | | | | |

Dispatch of Survey Teams

| | Short-term | Long-term | Unspecified | Total | Short-term | Long-term | Total | Expenses |
|-----------|------------|-----------|-------------|-------|------------|-----------|-------|----------|
| 1954-1988 | 32 | | | 32 | 4 | | 4 | 126,583 |
| 1988 | 13 | | | 13 | 4 | | 4 | 54,314 |
| | 13 | | | 13 | 4 | | 4 | |

Niger

| Sector | Planning & Administration | | Public Works & Utilities | | | Agriculture, Forestry & Fisheries | | | | Mining & Industry | | Energy | Commerce & Tourism | | Human Resources Development | | Public Health & Medicine | Social Welfare | Others | Expenses (Thousands) |
|------------------|---------------------------|-----------------------|--------------------------|----------------|-----------------------|-----------------------------------|-------------|-------------------|----------|-------------------|--------|--------|--------------------|------------------|-----------------------------|-----------------|--------------------------|----------------|--------|----------------------|
| | Development Planning | Public Administration | Public Works | Transportation | Social Infrastructure | Telecommunications & Broadcasting | Agriculture | Livestock Farming | Forestry | Fisheries | Mining | | Manufacturing | Commerce & Trade | Tourism | Human Resources | | | | |
| Total | | | | | | | | | | | | | | | | | | | | |
| 1954-1988 | 48 | 1 | 2 | 1 | 5 | 2 | 8 | 2 | 8 | 13 | 8 | 13 | | | | 2 | | 3 | 1 | 119,242 |
| 1988 | 17 | 2 | 2 | 2 | 2 | | 6 | 1 | 1 | 1 | 4 | 4 | | | | | | 1 | | 51,237 |
| | 3 | | | 2 | 2 | | | | | | | | | | | | | 1 | | |
| | 20 | 2 | 2 | 4 | 4 | | 6 | 1 | 1 | 4 | 4 | 4 | | | | | | 2 | | |

Acceptance of Trainees

| | | | | | | | | | | | | | | | | | | | | |
|-----------|----|---|---|---|---|---|---|---|---|----|---|----|--|--|--|---|--|---|---|---------|
| 1954-1988 | 48 | 1 | 2 | 1 | 5 | 2 | 8 | 2 | 8 | 13 | 8 | 13 | | | | 2 | | 3 | 1 | 119,242 |
| 1988 | 17 | 2 | 2 | 2 | 2 | | 6 | 1 | 1 | 1 | 4 | 4 | | | | | | 1 | | 51,237 |
| | 3 | | | 2 | 2 | | | | | | | | | | | | | 1 | | |
| | 20 | 2 | 2 | 4 | 4 | | 6 | 1 | 1 | 4 | 4 | 4 | | | | | | 2 | | |

Note: Regarding the column for 1988, the top row shows the newly operations in FY 1988, the middle row shows the operations those continued from FY 1987 on, and the bottom row shows the total operations.

Dispatch of Experts

| 1954-1988 | Short-term | | Long-term | | Unspecified | | Total | Short-term | Long-term | Total | Expenses (Thousands) |
|-----------|------------|-----------|------------|-----------|-------------|-----------|-------|------------|-----------|-------|----------------------|
| | Short-term | Long-term | Short-term | Long-term | Short-term | Long-term | | | | | |
| | 2 | | 1 | | | | 1 | | | | |
| | 7 | | 1 | | | | 1 | | | | |
| | 8 | | 2 | | | | 2 | 4 | 2 | | 397,074 |
| | 17 | | 1 | 1 | 4 | 1 | 6 | 6 | 2 | 2 | |
| | 1 | | 1 | | | | 1 | | | | |
| | 1 | | 1 | | | | 1 | | | | |
| | 3 | | 1 | | | | 1 | 1 | | | |
| | 2 | | 1 | | | | 1 | 2 | | | |
| | 5 | | 1 | | | | 1 | 1 | | | |
| | 4 | | 1 | | | | 1 | 1 | | | |
| | 2 | | 1 | | | | 1 | 1 | | | |
| | 6 | | 1 | | | | 1 | 2 | | | |



Nigeria

| Sector | Planning & Administration | | Public Works & Utilities | | | Agriculture, Forestry & Fisheries | | | | Mining & Industry | | Energy | | Commerce & Tourism | | Human Resources Development | | Public Health & Medicine | Social Welfare | Others | Expenses (Thousands) |
|------------------|---------------------------|-----------------------|--------------------------|----------------|-----------------------|-----------------------------------|-------------|-------------------|----------|-------------------|--------|---------------|--------|--------------------|---------|-----------------------------|-------------------|--------------------------|----------------|-----------|----------------------|
| | Development Planning | Public Administration | Public Works | Transportation | Social Infrastructure | Telecommunications & Broadcasting | Agriculture | Livestock Farming | Forestry | Fisheries | Mining | Manufacturing | Energy | Commerce & Trade | Tourism | Human Resources | Science & Culture | | | | |
| Total | | | | | | | | | | | | | | | | | | | | | |
| 1954-1988 | 12 | 23 | 2 | 53 | 17 | 63 | 66 | 12 | 28 | 9 | 132 | 13 | 15 | 2 | 30 | 1 | 74 | 3 | 5 | 1,295,650 | |
| 1988 | 1 | 3 | | | 2 | 2 | 2 | 6 | 2 | | 3 | | | | 1 | 1 | 5 | | | | 82,864 |
| | 2 | | | | 2 | 2 | 1 | | | | | | | | 1 | 1 | | | | | |
| | 30 | 1 | 3 | | 2 | 2 | 3 | 6 | 2 | | 3 | | | | 2 | 1 | 5 | | | | |

Acceptance of Trainees

| | | | | | | | | | | | | | | | | | | | | | |
|-----------|----|----|---|----|----|----|----|----|----|---|-----|----|----|---|----|---|----|---|---|-----------|--------|
| 1954-1988 | 12 | 23 | 2 | 53 | 17 | 63 | 66 | 12 | 28 | 9 | 132 | 13 | 15 | 2 | 30 | 1 | 74 | 3 | 5 | 1,295,650 | |
| 1988 | 1 | 3 | | | 2 | 2 | 2 | 6 | 2 | | 3 | | | | 1 | 1 | 5 | | | | 82,864 |
| | 2 | | | | 2 | 2 | 1 | | | | | | | | 1 | 1 | | | | | |
| | 30 | 1 | 3 | | 2 | 2 | 3 | 6 | 2 | | 3 | | | | 2 | 1 | 5 | | | | |

Note: Regarding the column for 1988, the top row shows the newly operations in FY 1988, the middle row shows the operations those continued from FY 1987 on, and the bottom row shows the total operations.

Dispatch of Experts

| | | | | | | | | | | | | | | | | | | | | | | |
|--------------|-----|---|---|---|---|---|---|---|---|---|---|---|---|----|----|----|----|--|--|--|--|-----------|
| 1954-1988 | 72 | | | | | | | | | | | | | | | | | | | | | |
| Short-term | 26 | | | | | | | | | | | | | | | | | | | | | |
| Long-term | 85 | 2 | 1 | 8 | 7 | 8 | 5 | 2 | 2 | 2 | 4 | 4 | 1 | 10 | 10 | 43 | 2 | | | | | 1,447,414 |
| Unspecified | 183 | 2 | 1 | 8 | 7 | 8 | 9 | 2 | 9 | 2 | 4 | 4 | 2 | 10 | 10 | 93 | 11 | | | | | |
| Total | 12 | | | | | | 3 | | | | | | | | | | | | | | | |
| 1988 | 5 | | | | | | 1 | | | | | | | | | | | | | | | |
| Short-term | 9 | | | | | | 3 | | | | | | | | | | | | | | | |
| Long-term | 14 | | | | | | 1 | | | | | | | | | | | | | | | 200,209 |
| Unspecified | 17 | | | | | | 4 | | | | | | | | | | | | | | | |
| Total | 10 | | | | | | 7 | | | | | | | | | | | | | | | |
| | 27 | | | | | | 4 | | | | | | | | | | | | | | | |

Dispatch of Survey Teams

| | | | | | | | | | | | | | | | | | | | | | | |
|-----------|-----|--|----|----|--|---|----|----|----|--|---|--|--|--|---|--|----|--|---|--|-----------|---------|
| 1954-1988 | 241 | | 36 | 87 | | 6 | 40 | 13 | 15 | | 7 | | | | 4 | | 26 | | 7 | | 1,947,057 | |
| 1988 | 40 | | 20 | | | 2 | 12 | 6 | 6 | | | | | | | | | | | | | 482,916 |
| | 3 | | 3 | | | 3 | | | | | | | | | | | | | | | | |
| | 43 | | 23 | | | 2 | 12 | 6 | 6 | | | | | | | | | | | | | |

| Sector | Planning & Administration | | Public Works & Utilities | | | Agriculture, Forestry & Fisheries | | | | Mining & Industry | | Energy | | Commerce & Tourism | | Human Resources Development | | Public Health & Medicine | Social Welfare | Others | Expenses (Thousands) | |
|--|---------------------------|----------------|--------------------------|----------------|-----------------------|-----------------------------------|-------------|-------------------|----------|-------------------|--------|---------------|--------|--------------------|---------|-----------------------------|-------------------|--------------------------|----------------|--------|----------------------|---------|
| | Development Planning | Administration | Public Works | Transportation | Social Infrastructure | Telecommunications & Broadcasting | Agriculture | Livestock Farming | Forestry | Fisheries | Mining | Manufacturing | Energy | Commerce & Trade | Tourism | Human Resources | Science & Culture | | | | | |
| Fiscal Year | Total | | | | | | | | | | | | | | | | | | | | | |
| Dispatch of Survey Teams | | | | | | | | | | | | | | | | | | | | | | |
| 1954-1988 | 79 | | 40 | | | 15 | | | | | | | | | | | 17 | | 4 | | 3 | 456,134 |
| 1988 | 28 | | 6 | | | | | | | | | | | | | | 17 | | 4 | | 1 | 94,687 |
| | 28 | | 6 | | | | | | | | | | | | | | 17 | | 4 | | 1 | |
| Dispatch of Japan Overseas Cooperation Volunteers | | | | | | | | | | | | | | | | | | | | | | |
| 1954-1988 | 34 | 2 | | | | 2 | 1 | | | | | 4 | 1 | | | | 4 | 2 | 18 | | | 253,198 |
| 1988 | 23 | 1 | | | | 2 | 1 | | | | | 4 | 1 | | | | 3 | 2 | 17 | | | 164,035 |
| | 11 | 1 | | | | | | | | | | 4 | | | | | 3 | 1 | 1 | | | |
| | 34 | 2 | | | | 2 | 1 | | | | | 4 | 1 | | | | 4 | 2 | 18 | | | |



Senegal

| Sector | Planning & Administration | | Public Works & Utilities | | | | Agriculture, Forestry & Fisheries | | | | Mining & Industry | | Energy | | Commerce & Tourism | | Human Resources Development | | Public Health & Medicine | Social Welfare | Others | Expenses (Thousands) |
|--------|---------------------------|-----------------------|--------------------------|----------------|-----------------------|-----------------------------------|-----------------------------------|-------------------|----------|-----------|-------------------|---------------|--------|------------------|--------------------|-----------------|-----------------------------|--|--------------------------|----------------|--------|----------------------|
| | Development Planning | Public Administration | Public Works | Transportation | Social Infrastructure | Telecommunications & Broadcasting | Agriculture | Livestock Farming | Forestry | Fisheries | Mining | Manufacturing | Energy | Commerce & Trade | Tourism | Human Resources | Science & Culture | | | | | |

| Acceptance of Trainees | | | | | | | | | | | | | | | | | | | | | |
|------------------------|-----|---|---|---|---|---|----|---|---|---|----|---|----|--|--|--|--|----|---|----|---------|
| 1984-1988 | 129 | 5 | 2 | 6 | 5 | 4 | 24 | 7 | 7 | 7 | 12 | 2 | 13 | | | | | 27 | 3 | 12 | 497,298 |
| 1988 | 19 | 1 | | 1 | 5 | 1 | 5 | 1 | 3 | 2 | | | | | | | | 6 | | | 85,590 |
| | 6 | | | | | | | 1 | | | | | | | | | | 5 | | | |
| | 25 | 1 | | 1 | 5 | 2 | 5 | 2 | 3 | 2 | | | | | | | | 11 | | | |

Note: Regarding the column for 1988, the top row shows the newly operations in FY 1988, the middle row shows the operations those continued from FY 1987 on, and the bottom row shows the total operations.

Dispatch of Experts

| 1954-1988 | Short-term | | Long-term | | Unspecified | | Total | | 1988 | Short-term | | Long-term | | Total | | Expenses (Thousands) |
|-----------|------------|-----------|------------|-----------|-------------|-----------|------------|-----------|------|------------|-----------|------------|-----------|-------|--|----------------------|
| | Short-term | Long-term | Short-term | Long-term | Short-term | Long-term | Short-term | Long-term | | Short-term | Long-term | Short-term | Long-term | | | |
| 6 | | | | | | | | | 6 | | | | | | | 1,018,513 |
| 21 | | | | | | | | | 15 | | | | | | | |
| 10 | | | | | | | | | 4 | | | | | | | 2 |
| 37 | | | | | | | | | 25 | | | | | | | 2 |
| 1 | | | | | | | | | 1 | | | | | | | |
| 1 | | | | | | | | | 1 | | | | | | | |
| 5 | | | | | | | | | 3 | | | | | | | |
| 10 | | | | | | | | | 7 | | | | | | | |
| 15 | | | | | | | | | 10 | | | | | | | |
| 6 | | | | | | | | | 4 | | | | | | | |
| 10 | | | | | | | | | 7 | | | | | | | |
| 16 | | | | | | | | | 11 | | | | | | | |

| Sector | Public Works & Utilities | | | | | | | | | | Agriculture, Forestry & Fisheries | | | | Mining & Industry | | Energy | Commerce & Tourism | | Human Resources Development | | Public Health & Medicine | Social Welfare | Others | Expenses (Of Thousands) |
|--|--------------------------|-----------------------|--------------|----------------|-----------------------|-----------------------------------|-------------|-------------------|----------|-----------|-----------------------------------|---------------|------------------|---------|-------------------|-------------------|--------|--------------------|----|-----------------------------|--|--------------------------|----------------|--------|-------------------------|
| | Development Planning | Public Administration | Public Works | Transportation | Social Infrastructure | Telecommunications & Broadcasting | Agriculture | Livestock Farming | Forestry | Fisheries | Mining | Manufacturing | Commerce & Trade | Tourism | Human Resources | Science & Culture | | | | | | | | | |
| Fiscal Year | Total | | | | | | | | | | | | | | | | | | | | | | | | |
| 1954-1988 | 5 | | 20 | | 54 | 22 | 89 | | | | 35 | 7 | 5 | | | 44 | | | | 12 | | 5 | 1,720,926 | | |
| 1988 | | | | | 23 | | 19 | | | | 8 | | 5 | | | 8 | | | | 12 | | | 476,832 | | |
| | | | | | | | 5 | | | | | | | | | | | | | | | | | | |
| | | | | | 23 | | 24 | | | | 8 | | 5 | | | 8 | | | | 12 | | | | | |
| Dispatch of Japan Overseas Cooperation Volunteers | | | | | | | | | | | | | | | | | | | | | | | | | |
| 1954-1988 | 4 | 3 | 2 | | | | 59 | 11 | 3 | 16 | 7 | | | | | 6 | | | 30 | | | | 1,184,597 | | |
| 1988 | | 1 | | | | | 9 | 1 | 1 | 2 | 2 | | | | | 2 | | | 7 | | | | | | |
| | | 3 | 2 | | | | 25 | 3 | 2 | 4 | 4 | | | | | 2 | | | 7 | | | | | | |
| | | 4 | 2 | | | | 34 | 4 | 3 | 6 | 6 | | | | | 4 | | | 14 | | | | | | |

Seychelles

| Fiscal Year | Sector | Planning & Administration | | Public Works & Utilities | | | Agriculture, Forestry & Fisheries | | | | Mining & Industry | | Energy | Commerce & Tourism | | Human Resources Development | | Public Health & Medicine | Social Welfare | Others | Expenses (Thousands) | |
|-------------|--------|---------------------------|-----------------------|--------------------------|----------------|-----------------------|-----------------------------------|-------------|-------------------|----------|-------------------|--------|--------|--------------------|------------------|-----------------------------|-----------------|--------------------------|----------------|--------|----------------------|-------------------|
| | | Development Planning | Public Administration | Public Works | Transportation | Social Infrastructure | Telecommunications & Broadcasting | Agriculture | Livestock Farming | Forestry | Fisheries | Mining | | Manufacturing | Commerce & Trade | Tourism | Human Resources | | | | | Science & Culture |
| | Total | | | | | | | | | | | | | | | | | | | | | |
| 1954-1988 | | 25 | 1 | 2 | 1 | 2 | 1 | 1 | | | | 7 | | | | | | | 3 | | | 85,502 |
| 1988 | | 9 | 1 | 1 | | 1 | | | | | 1 | | | | | | | | 1 | | | 32,986 |
| | | 1 | | | | | | | | | | | | | | | | | 1 | | | |
| | Total | 10 | 1 | 1 | | 1 | | | | | 1 | | | | | | | | 2 | | | |

Acceptance of Trainees

| | | | | | | | | | | | | | | | | | | | | | | |
|-----------|-------|----|---|---|---|---|---|---|--|--|---|---|--|--|--|--|--|--|---|--|--|--------|
| 1954-1988 | | 25 | 1 | 2 | 1 | 2 | 1 | 1 | | | | 7 | | | | | | | 3 | | | 85,502 |
| 1988 | | 9 | 1 | 1 | | 1 | | | | | 1 | | | | | | | | 1 | | | 32,986 |
| | | 1 | | | | | | | | | | | | | | | | | 1 | | | |
| | Total | 10 | 1 | 1 | | 1 | | | | | 1 | | | | | | | | 2 | | | |

Note:

Dispatch of Experts

| Fiscal Year | Sector | Planning & Administration | | Public Works & Utilities | | | Agriculture, Forestry & Fisheries | | | | Mining & Industry | | Energy | Commerce & Tourism | | Human Resources Development | | Public Health & Medicine | Social Welfare | Others | Expenses (Thousands) | | |
|-------------|-------------|---------------------------|-----------------------|--------------------------|----------------|-----------------------|-----------------------------------|-------------|-------------------|----------|-------------------|--------|--------|--------------------|------------------|-----------------------------|-----------------|--------------------------|----------------|--------|----------------------|-------------------|--------|
| | | Development Planning | Public Administration | Public Works | Transportation | Social Infrastructure | Telecommunications & Broadcasting | Agriculture | Livestock Farming | Forestry | Fisheries | Mining | | Manufacturing | Commerce & Trade | Tourism | Human Resources | | | | | Science & Culture | |
| | Total | | | | | | | | | | | | | | | | | | | | | | |
| 1954-1988 | | 2 | | | | | | | | | | | | | | | | | | | | | 45,079 |
| 1988 | | 2 | | | | | | | | | | | | | | | | | | | | | |
| | | | | | | | | | | | | | | | | | | | | | | | |
| | Total | 4 | | | | | | | | | | | | | | | | | | | | | |
| | Short-term | | | | | | | | | | | | | | | | | | | | | | |
| | Long-term | | | | | | | | | | | | | | | | | | | | | | |
| | Unspecified | | | | | | | | | | | | | | | | | | | | | | |
| | Total | 2 | | | | | | | | | | | | | | | | | | | | | |
| | Short-term | | | | | | | | | | | | | | | | | | | | | | |
| | Long-term | | | | | | | | | | | | | | | | | | | | | | |
| | Unspecified | | | | | | | | | | | | | | | | | | | | | | |
| | Total | 1 | | | | | | | | | | | | | | | | | | | | | |
| | Short-term | | | | | | | | | | | | | | | | | | | | | | |
| | Long-term | | | | | | | | | | | | | | | | | | | | | | |
| | Unspecified | | | | | | | | | | | | | | | | | | | | | | |
| | Total | 1 | | | | | | | | | | | | | | | | | | | | | |
| | Short-term | | | | | | | | | | | | | | | | | | | | | | |
| | Long-term | | | | | | | | | | | | | | | | | | | | | | |
| | Unspecified | | | | | | | | | | | | | | | | | | | | | | |
| | Total | 2 | | | | | | | | | | | | | | | | | | | | | |

Dispatch of Survey Teams

| | | | | | | | | | | | | | | | | | | | | | | | |
|-----------|-------|----|---|--|--|--|--|--|--|--|--|--|--|--|--|--|--|--|--|--|--|--|--------|
| 1954-1988 | | 13 | 3 | | | | | | | | | | | | | | | | | | | | 43,066 |
| 1988 | | | | | | | | | | | | | | | | | | | | | | | |
| | | | | | | | | | | | | | | | | | | | | | | | |
| | Total | 13 | 3 | | | | | | | | | | | | | | | | | | | | |



Somalia

| Fiscal Year | Sector | Planning & Administration | | | Public Works & Utilities | | | Agriculture, Forestry & Fisheries | | | | Mining & Industry | Energy | Commerce & Tourism | | Human Resources Development | | Public Health & Medicine | Social Welfare | Others | Expenses (Thousands) |
|-------------|--------|---------------------------|-----------------------|--------------|--------------------------|-----------------------|-----------------------------------|-----------------------------------|-------------------|----------|--------|-------------------|--------|--------------------|---------------|-----------------------------|---------|--------------------------|----------------|--------|----------------------|
| | | Development Planning | Public Administration | Public Works | Transportation | Social Infrastructure | Telecommunications & Broadcasting | Agriculture | Livestock Farming | Forestry | Fishes | | | Mining | Manufacturing | Commerce & Trade | Tourism | | | | |
| 1984-1988 | Total | 4 | 1 | 2 | 14 | 16 | 1 | | | | | 21 | 2 | | 1 | 1 | 2 | 16 | | | 196,238 |
| 1988 | Total | 1 | | | 2 | 3 | | | | | | 5 | | | 1 | | | 2 | | | 33,297 |
| | Total | 2 | | | 2 | 2 | | | | | 2 | | | | | | | | | | |
| | Total | 1 | | | 2 | 3 | | | | | 7 | | | | 1 | | | 2 | | | |

Note: Regarding the column for 1988, the top row shows the newly operations in FY 1988, the middle row shows the operations those continued from FY 1987 on, and the bottom row shows the total operations.

Dispatch of Experts

| Fiscal Year | Sector | Planning & Administration | | | Public Works & Utilities | | | Agriculture, Forestry & Fisheries | | | | Mining & Industry | Energy | Commerce & Tourism | | Human Resources Development | | Public Health & Medicine | Social Welfare | Others | Expenses (Thousands) |
|-------------|-------------|---------------------------|-----------------------|--------------|--------------------------|-----------------------|-----------------------------------|-----------------------------------|-------------------|----------|--------|-------------------|--------|--------------------|---------------|-----------------------------|---------|--------------------------|----------------|--------|----------------------|
| | | Development Planning | Public Administration | Public Works | Transportation | Social Infrastructure | Telecommunications & Broadcasting | Agriculture | Livestock Farming | Forestry | Fishes | | | Mining | Manufacturing | Commerce & Trade | Tourism | | | | |
| 1984-1988 | Short-term | | | | | | | | | | | | | | | | | | | | |
| 1984-1988 | Long-term | | | | | | | | | | | | | | | | | | | | |
| 1984-1988 | Unspecified | | | | | | | | | | | | | | | | | | | | |
| 1984-1988 | Total | 5 | | | | | | | | | | | | | | | | | | | |
| 1988 | Short-term | 1 | | | | | | | | | | | | | | | | | | | |
| 1988 | Long-term | 1 | | | | | | | | | | | | | | | | | | | |
| 1988 | Total | 2 | | | | | | | | | | | | | | | | | | | |

Dispatch of Survey Teams

| | | | | | | | | | | | | | | | | | | | | | |
|-----------|-------|----|----|----|--|--|---|--|--|--|--|---|--|--|--|--|--|--|--|--|---------|
| 1984-1988 | Total | 44 | 24 | 10 | | | 1 | | | | | 5 | | | | | | | | | 184,039 |
| 1988 | Total | 9 | 9 | | | | | | | | | | | | | | | | | | |
| | Total | 9 | 9 | | | | | | | | | | | | | | | | | | |

Tanzania

| Sector | Planning & Administration | | Public Works & Utilities | | | Agriculture, Forestry & Fisheries | | | | Mining & Industry | | Energy | | Commerce & Tourism | | Human Resources Development | | Public Health & Medicine | Social Welfare | Others | Expenses (T' Thousand) |
|-----------|---------------------------|-----------------------|--------------------------|----------------|-----------------------|-----------------------------------|-------------|-------------------|----------|-------------------|--------|---------------|--------|--------------------|---------|-----------------------------|-------------------|--------------------------|----------------|--------|------------------------|
| | Development Planning | Public Administration | Public Works | Transportation | Social Infrastructure | Telecommunications & Broadcasting | Agriculture | Livestock Farming | Forestry | Fisheries | Mining | Manufacturing | Energy | Commerce & Trade | Tourism | Human Resources | Science & Culture | | | | |
| 1984-1988 | 773 | 19 | 35 | 7 | 66 | 63 | 80 | 146 | 7 | 16 | 26 | 14 | 136 | 15 | 20 | 10 | 31 | 70 | 7 | 5 | 2,165,901 |
| 1988 | 81 | 1 | 7 | 1 | 8 | 4 | 7 | 13 | 1 | 7 | 1 | 1 | 15 | 3 | 3 | 1 | 2 | 6 | | | |
| | 13 | | | | 1 | | | 6 | | 1 | 1 | | 3 | | | | | 1 | | | |
| | 94 | 1 | 7 | 1 | 9 | 4 | 7 | 19 | 1 | 8 | 2 | 1 | 18 | 3 | 3 | 1 | 2 | 7 | | | 259,100 |

Note: Regarding the column for 1988, the top row shows the newly operations in FY 1988; the middle row shows the operations those continued from FY 1987 on, and the bottom row shows the total operations.

Dispatch of Experts

| 1984-1988 | Short-term | | Long-term | | Unspecified | | Total | | Short-term | | Long-term | | Total | | Expenses (T' Thousand) |
|-----------|------------|-----------|------------|-----------|-------------|-----------|------------|-----------|------------|-----------|------------|-----------|-------|---|------------------------|
| | Short-term | Long-term | Short-term | Long-term | Short-term | Long-term | Short-term | Long-term | Short-term | Long-term | Short-term | Long-term | | | |
| 53 | 1 | | 3 | | 13 | | | | | | | | | | |
| 71 | | 9 | | 9 | 24 | 1 | | | | 26 | | | | | |
| 140 | 18 | 5 | 1 | 8 | 24 | 9 | 24 | 2 | 3 | 12 | | | | | 4,118,890 |
| 264 | 19 | 5 | 1 | 20 | 61 | 10 | 22 | 2 | 5 | 89 | 2 | 6 | 7 | 4 | |
| 4 | | | | | 1 | | | | | | | | | | |
| 4 | | | | | 1 | | | | | | | | | | |
| 15 | | | 2 | | 5 | 1 | | | | 6 | | | | | |
| 19 | | | 2 | | 10 | 2 | 10 | 2 | 3 | 1 | | | | | |
| 34 | | | 4 | | 15 | 1 | 15 | 2 | 3 | 7 | | | | | |
| 19 | | | 2 | | 6 | 1 | 6 | | | 6 | | | | | |
| 19 | | | 2 | | 10 | | 10 | 2 | 3 | 1 | | | | | |
| 38 | | | 4 | | 16 | 1 | 16 | 2 | 3 | 7 | | | | | |



Togo

| Fiscal Year | Sector | Development Planning | | Public Administration | | | Public Works & Utilities | | | Agriculture, Forestry & Fisheries | | | | Mining & Industry | | Energy | | Commerce & Tourism | | Human Resources Development | | Public Health & Medicine | Social Welfare | Others | Expenses (Y Thousands) |
|-------------|--------|----------------------|-----------------------|-----------------------|----------------|-----------------------|-----------------------------------|-------------|-------------------|-----------------------------------|-----------|--------|---------------|-------------------|------------------|---------|-----------------|--------------------|---|-----------------------------|---|--------------------------|----------------|--------|------------------------|
| | | Development Planning | Public Administration | Public Works | Transportation | Social Infrastructure | Telecommunications & Broadcasting | Agriculture | Livestock Farming | Forestry | Fisheries | Mining | Manufacturing | Energy | Commerce & Trade | Tourism | Human Resources | Science & Culture | | | | | | | |
| 1984-1988 | Total | 27 | | 7 | | 2 | 1 | 1 | | | | 4 | 7 | | | 1 | | | 1 | | 4 | | 1 | 63,804 | |
| 1988 | | 5 | | | | 1 | 1 | | | | | 1 | 1 | | | | | | | | 1 | | | 13,673 | |
| | | 1 | | | | | | | | | | | | | | | | | | | | | | | |
| | | 6 | | | | 1 | 1 | | | | | 1 | 1 | | | | | | | | 2 | | | | |

Note: Regarding the column for 1988, the top row shows the newly operations in FY 1988; the middle row shows the operations these continued from FY 1987 on, and the bottom row shows the total operations.

Dispatch of Experts

| Fiscal Year | Category | Short-term | | Long-term | | Unspecified | | Total | Expenses (Y Thousands) |
|-------------|----------|------------|-----------|------------|-----------|-------------|-----------|--------|------------------------|
| | | Short-term | Long-term | Short-term | Long-term | Short-term | Long-term | | |
| 1984-1988 | Total | 4 | | 1 | | | | 68,726 | |
| 1988 | | 1 | | 1 | | | | 5,172 | |
| | | 1 | | | | | | | |
| | | 1 | | | | | | | |

Uganda

| Sector | Planning & Administration | | Public Works & Utilities | | | | Agriculture, Forestry & Fisheries | | | | Mining & Industry | | Energy | | Commerce & Tourism | | Human Resources Development | | Public Health & Medicine | Social Welfare | Others | Expenses ('Thousand) |
|--------|---------------------------|-----------------------|--------------------------|----------------|-----------------------|-----------------------------------|-----------------------------------|-------------------|----------|-----------|-------------------|---------------|--------|------------------|--------------------|-----------------|-----------------------------|--|--------------------------|----------------|--------|----------------------|
| | Development Planning | Public Administration | Public Works | Transportation | Social Infrastructure | Telecommunications & Broadcasting | Agriculture | Livestock Farming | Forestry | Fisheries | Mining | Manufacturing | Energy | Commerce & Trade | Tourism | Human Resources | Science & Culture | | | | | |

Acceptance of Trainees

| | | | | | | | | | | | | | | | | | | | | | | |
|-----------|---|---|---|---|---|----|----|---|---|---|----|---|---|----|---|---|--|--|---|---|--|---------|
| 1984-1988 | 4 | 8 | 6 | 4 | 4 | 76 | 10 | 1 | 5 | 2 | 29 | 1 | 6 | 24 | 9 | 2 | | | 9 | 2 | | 548,508 |
| 1988 | | | 1 | | | 2 | 1 | 1 | | | 3 | 1 | 1 | | 4 | 1 | | | 4 | 1 | | 27,064 |
| Total | | | 1 | | | 2 | 1 | 1 | | | 3 | 1 | 1 | | 4 | 1 | | | 4 | 1 | | |

Note: Regarding the column for 1988, the top row shows the newly operations in FY 1988; the middle row shows the operations those continued from FY 1987 on; and the bottom row shows the total operators.

Dispatch of Experts

| | | | | | | | | | | | | | | | | | | | | | | | |
|-----------|-------------|---|---|---|----|--|--|--|--|--|----|---|--|----|--|--|--|--|--|--|--|--|---|
| 1984-1988 | Short-term | | | | | | | | | | | | | | | | | | | | | | |
| | Long-term | | | | | | | | | | | | | | | | | | | | | | |
| 1988 | Unspecified | 4 | 2 | 9 | 15 | | | | | | 14 | 2 | | 22 | | | | | | | | | 1 |
| | Total | 4 | 2 | 9 | 15 | | | | | | 14 | 2 | | 22 | | | | | | | | | 1 |

Dispatch of Survey Teams

| | | | | | | | | | | | | | | | | | | | | | | | |
|-----------|----|--|--|--|----|--|--|--|--|----|--|--|--|--|--|--|--|--|--|--|--|--|---------|
| 1984-1988 | 36 | | | | 16 | | | | | 13 | | | | | | | | | | | | | 144,719 |
| 1988 | | | | | | | | | | | | | | | | | | | | | | | 13,441 |

Zambia

| Fiscal Year | Sector | Planning & Administration | | | Public Works & Utilities | | | Agriculture, Forestry & Fisheries | | | Mining & Industry | | Commerce & Trade | | Human Resources Development | | Public Health & Medicine | Social Welfare | Others | Expenses (Thousands) |
|-------------|--------|---------------------------|-----------------------|--------------|--------------------------|-----------------------|-----------------------------------|-----------------------------------|-------------------|----------|-------------------|--------|------------------|------------------|-----------------------------|-----------------|--------------------------|----------------|--------|----------------------|
| | | Development Planning | Public Administration | Public Works | Transportation | Social Infrastructure | Telecommunications & Broadcasting | Agriculture | Livestock Farming | Forestry | Fisheries | Mining | Manufacturing | Commerce & Trade | Tourism | Human Resources | | | | |

Acceptance of Trainees

| | | | | | | | | | | | | | | | | | | | | | |
|-----------|-----|---|----|---|----|---|----|---|---|---|---|---|----|---|---|----|---|----|---|---|---------|
| 1954-1988 | 204 | 7 | 17 | 1 | 14 | 2 | 43 | 8 | 8 | 2 | 4 | 7 | 13 | 2 | 3 | 20 | 1 | 44 | 7 | 1 | 526,421 |
| 1988 | 35 | 3 | | | | | 3 | 5 | 3 | 1 | | | 4 | 1 | | 6 | 1 | 7 | 1 | | 106,057 |
| | 2 | | | | | | | | | | | | | | | 2 | | | | | |
| | 37 | 3 | | | | | 3 | 5 | 3 | 1 | | 4 | 4 | 1 | | 8 | 1 | 7 | 1 | | |

Note: Regarding the column for 1988, the top row shows the newly operations in FY 1988, the middle row shows the operations those continued from FY 1987 on, and the bottom row shows the total operations.

Dispatch of Experts

| | | | | | | | | | | | | | | | | | | | | | |
|-------------|-----|---|--|--|--|--|----|---|----|--|---|---|--|--|--|----|--|----|--|--|-----------|
| 1954-1988 | 77 | | | | | | 5 | 3 | 18 | | | | | | | 9 | | 42 | | | |
| Short-term | 45 | | | | | | 5 | 4 | 16 | | | 9 | | | | 5 | | 5 | | | 1,674,715 |
| Long-term | 5 | 1 | | | | | 1 | | | | | | | | | | | 3 | | | |
| Unspecified | 127 | 1 | | | | | 11 | 7 | 34 | | 1 | 9 | | | | 14 | | 50 | | | |
| Total | 16 | | | | | | | | 6 | | | | | | | 5 | | 5 | | | |
| Short-term | 2 | | | | | | | | | | | | | | | 2 | | | | | |
| Long-term | 18 | | | | | | | | 6 | | | | | | | 7 | | 5 | | | |
| Unspecified | 16 | | | | | | 1 | 1 | 5 | | | 5 | | | | 1 | | 3 | | | |
| Total | 34 | | | | | | 2 | 3 | 13 | | | 6 | | | | 5 | | 8 | | | 482,589 |
| Short-term | 32 | | | | | | 1 | 1 | 11 | | | 5 | | | | 6 | | 8 | | | |
| Long-term | 20 | | | | | | 1 | 2 | 8 | | | 1 | | | | 6 | | 2 | | | |
| Unspecified | 52 | | | | | | 2 | 3 | 19 | | | 6 | | | | 12 | | 10 | | | |
| Total | | | | | | | | | | | | | | | | | | | | | |



| Sector | Planning & Administration | | Public Works & Utilities | | | Agriculture, Forestry & Fisheries | | | | Mining & Industry | | Commerce & Tourism | | Human Resources Development | | Public Health & Medicine | Social Welfare | Others | Expenses (Thousands) | |
|--|---------------------------|-----------------------|--------------------------|----------------|-----------------------|-----------------------------------|-------------|-------------------|----------|-------------------|--------|--------------------|--------|-----------------------------|---------|--------------------------|----------------|--------|----------------------|-----------------|
| | Development Planning | Public Administration | Public Works | Transportation | Social Infrastructure | Telecommunications & Broadcasting | Agriculture | Livestock Farming | Forestry | Fisheries | Mining | Manufacturing | Energy | Commerce & Trade | Tourism | | | | | Human Resources |
| Dispatch of Survey Teams | | | | | | | | | | | | | | | | | | | | |
| 1954-1988 | | | | | | | | | | | | | | | | | | | | |
| Total | | | | | | | | | | | | | | | | | | | | |
| | 2 | | 13 | 36 | 6 | 22 | 70 | 28 | | | 54 | 41 | 22 | | | 55 | | | 4 | 1,925,296 |
| | 53 | | | 5 | 6 | 1 | 14 | 4 | | | | | | | | 15 | | | 3 | |
| | 8 | | 3 | | | | 5 | | | | | | | | | | | | | 337,474 |
| | 61 | | 3 | 5 | 6 | 1 | 19 | 4 | | | | | | | | 15 | | | 3 | |
| Dispatch of Japan Overseas Cooperation Volunteers | | | | | | | | | | | | | | | | | | | | |
| 1954-1988 | | | | | | | | | | | | | | | | | | | | |
| Total | | | | | | | | | | | | | | | | | | | | |
| | 4 | 10 | 7 | 11 | 22 | 82 | 25 | 52 | 7 | 15 | 1 | 49 | | | | 41 | 10 | 51 | 16 | 2,986,980 |
| | 22 | 1 | 2 | | 1 | | 1 | 8 | | 1 | | 1 | | | | 3 | 1 | 3 | | |
| | 97 | 7 | 2 | 3 | 8 | 3 | 8 | 10 | 2 | 2 | | 18 | | | | 16 | 3 | 14 | 1 | 417,263 |
| | 119 | 8 | 4 | 3 | 9 | 3 | 9 | 13 | 2 | 3 | | 19 | | | | 19 | 4 | 17 | 1 | |

Zimbabwe

| Sector | Planning & Administration | | Public Works & Utilities | | | | Agriculture, Forestry & Fisheries | | | | Mining & Industry | | Commerce & Tourism | | | | Human Resources Development | | Social Welfare | Others | Expenses (Thousands) |
|--------|---------------------------|-----------------------|--------------------------|----------------|-----------------------|-----------------------------------|-----------------------------------|-------------------|----------|-----------|-------------------|---------------|--------------------|---------|-----------------|-------------------|-----------------------------|---|----------------|---------|----------------------|
| | Development Funding | Public Administration | Public Works | Transportation | Social Infrastructure | Telecommunications & Broadcasting | Agriculture | Livestock Farming | Forestry | Fisheries | Mining | Manufacturing | Commerce & Trade | Tourism | Human Resources | Science & Culture | Public Health & Medicine | | | | |
| Total | 1954-1988 | 50 | 1 | 4 | 5 | 2 | 19 | 1 | | | | 6 | 1 | | | | 7 | 2 | | 107,572 | |
| | 1988 | 13 | | | 2 | 1 | 7 | | | | 1 | | | | | | 1 | 1 | | 29,280 | |
| | | 13 | | | 2 | 1 | 7 | | | | 1 | | | | | | 1 | 1 | | | |

Note: Regarding the column for 1988, the top row shows the newly operations in FY 1988, the middle row shows the operations those continued from FY 1987 on, and the bottom row shows the total operations.

Dispatch of Experts

| | | | | | | | | | | | | | | | | | | | | | | | | |
|-----------|-------------|---|--|--|--|--|---|--|--|--|--|--|--|--|--|--|--|--|--|---|---|--|--|--------|
| 1954-1988 | Short-term | 1 | | | | | | | | | | | | | | | | | | 1 | | | | |
| | Long-term | 2 | | | | | 2 | | | | | | | | | | | | | | | | | |
| | Unspecified | | | | | | | | | | | | | | | | | | | | | | | |
| | Total | 3 | | | | | 2 | | | | | | | | | | | | | | 1 | | | |
| 1988 | Short-term | | | | | | | | | | | | | | | | | | | | | | | |
| | Long-term | 1 | | | | | 1 | | | | | | | | | | | | | | | | | |
| | Total | 1 | | | | | 1 | | | | | | | | | | | | | | | | | 11,679 |

Dispatch of Survey Teams

| | | | | | | | | | | | | | | | | | | | | | | | | | |
|-----------|-------|-----|---|----|---|---|----|----|---|----|----|--|--|--|--|--|--|--|--|---|--|--|--|--|-----------|
| 1954-1988 | | 168 | 5 | 30 | 6 | 2 | 18 | 42 | 3 | 38 | 20 | | | | | | | | | 4 | | | | | 1,128,881 |
| | 1988 | 36 | | 3 | | | | 10 | | 7 | 16 | | | | | | | | | | | | | | 237,078 |
| | Total | 36 | | 3 | | | | 10 | | 7 | 16 | | | | | | | | | | | | | | |



[AFRICA]

Benin

Public Works & Utilities

Grant Aid

| CASE | EXPENSES (¥Million) |
|-----------------------------|------------------------|
| Exploitation of Groundwater | 329 |

Agriculture, Forestry & Fisheries

Grant Aid

| CASE | EXPENSES (¥Million) |
|--|------------------------|
| Equipment Supply for Fisheries Materials | 295 |

Public Health & Medicine

Equipment Supply

| EQUIPMENT | EXPENSES (¥Thousand) | FACILITIES |
|-------------------|-------------------------|---|
| Medical Equipment | 19,976 | National Centre of Medical Care of the University of Cotonou (C.N.H.U.) |

Burkina Faso

||||||| Agriculture, Forestry & Fisheries |||||

Grant Aid

| CASE | EXPENSES (¥Million) |
|---|------------------------|
| Material and Equipment Supply for the Increase of Food Supply | 200 |

Burundi

||||||| Agriculture, Forestry & Fisheries |||||

Grant Aid

| CASE | EXPENSES (¥Million) |
|---|------------------------|
| Material and Equipment Supply for the Increase of Food Supply | 400 |

Cameroon

||||||| Public Works & Utilities |||||

Grant Aid

| CASE | EXPENSES (¥Million) |
|--|------------------------|
| Cameroon Underground Water Development Project | 620 |

Central Africa

Public Works & Utilities

Grant Aid

| CASE | EXPENSES (¥Million) |
|---|------------------------|
| Construction of Maintenance and Repair Shop of Civil Engineering Machines | 727 |

Agriculture, Forestry & Fisheries

Grant Aid

| CASE | EXPENSES (¥Million) |
|---|------------------------|
| Material and Equipment Supply for the Increase of Food Supply | 200 |

Comoros

Agriculture, Forestry & Fisheries

Grant Aid

| CASE | EXPENSES (¥Million) |
|---|------------------------|
| Material and Equipment Supply for the Increase of Food Supply | 150 |

Djibouti

Public Works & Utilities

Grant Aid

| CASE | EXPENSES (¥Million) |
|---|------------------------|
| Development of the Functions of the Autonomous Port of Djibouti | 371 |

Ethiopia

Public Works & Utilities

Equipment Supply

| EQUIPMENT | EXPENSES (¥Thousand) | FACILITIES |
|-------------------------------|-------------------------|----------------------------|
| Water Well Drilling Equipment | 41,999 | Water Well Drilling Agency |

Agriculture, Forestry & Fisheries

Grant Aid

| CASE | EXPENSES (¥Million) |
|---|------------------------|
| Material and Equipment Supply for the Increase of Food Supply | 750 |

AFRICA

Gabon

||||||| Public Works & Utilities |||||

Equipment Supply

| EQUIPMENT | EXPENSES (¥Thousand) | FACILITIES |
|------------------------|-------------------------|-------------------------------|
| Broadcasting Equipment | 39,720 | Broadcasting Station of Gabon |

Gambia

||||||| Agriculture, Forestry & Fisheries |||||

Grant Aid

| CASE | EXPENSES (¥Million) |
|---|------------------------|
| Material and Equipment Supply for the Increase of Food Supply | 150 |

Ghana

||||||| Planning & Administration |||||

Equipment Supply

| EQUIPMENT | EXPENSES (¥Thousand) | FACILITIES |
|--|-------------------------|---|
| Community Development Assistance Equipment | 3,621 | Ekumfi Atwa Town Development Committee, Ministry of Finance and Economic Planning |

||||||| Public Works & Utilities |||||

Grant Aid

| CASE | EXPENSES (¥Million) |
|--|------------------------|
| Rural Development Project | 420 |
| Rehabilitation of the Tema Fishing Harbour | 625 |

||||||| Agriculture, Forestry & Fisheries |||||

Grant Aid

| CASE | EXPENSES (¥Million) |
|---|------------------------|
| Material and Equipment Supply for the Increase of Food Supply | 400 |

||||||| Human Resources Development |||||

Grant Aid

| CASE | EXPENSES (¥Million) |
|---|------------------------|
| Rehabilitation of Laboratories of the Faculty of Science, University of Ghana | 170 |

||||||| Public Health & Medicine |||||

Equipment Supply

| EQUIPMENT | EXPENSES (¥Thousand) | FACILITIES |
|-------------------------------|-------------------------|------------------------|
| Primary Health Care Equipment | 948 | St. Michael's Hospital |

Project-Type Technical Cooperation

*Cumulative operations since each project started

| PROJECT | *EXPERT DISPATCH (Person) | *EQUIPMENT SUPPLY (¥Thousand) | *COUNTER- PART (Person) | DURATION |
|---|---------------------------------|-------------------------------------|-------------------------------|-------------------|
| The Noguchi Memorial Institute Project | 14 | 47,132 | 9 | 86.10.1 - 91.9.30 |

Grant Aid

| CASE | EXPENSES (¥Million) |
|--|------------------------|
| Equipment Supply for Improving the Local Medical Treatment | 134 |

Guinea

||||||| Agriculture, Forestry & Fisheries |||||

Grant Aid

| CASE | EXPENSES (¥Million) |
|---|------------------------|
| Material and Equipment Supply for the Increase of Food Supply | 400 |
| The Small-scale Fishery Promotion Project | 290 |

Guinea-Bissau

||||||| Agriculture, Forestry & Fisheries |||||

Grant Aid

| CASE | EXPENSES (¥Million) |
|---|------------------------|
| Material and Equipment Supply for the Increase of Food Supply | 150 |

Ivory Coast

||||||| Agriculture, Forestry & Fisheries |||||

Equipment Supply

| EQUIPMENT | EXPENSES (¥Thousand) | FACILITIES |
|------------------------|-------------------------|---|
| Agricultural Equipment | 9,658 | SODEPALM, Ministry of Rural Development |

Grant Aid

| CASE | EXPENSES (¥Million) |
|---|------------------------|
| Establishment of Agri-Mechanization Center | 727 |
| Material and Equipment Supply for the Increase of Food Supply | 250 |

Kenya

||||||| Public Works & Utilities |||||

Equipment Supply

| EQUIPMENT | EXPENSES (¥Thousand) | FACILITIES |
|--|-------------------------|--|
| Telecommunications Equipment (for Third Country Training) | 34,940 | Posts and Telecommunications Corporation |
| Geodetic Survey Equipment | 22,002 | The Survey of Kenya |

Development Survey

| NAME OF DEVELOPMENT SURVEY | CLASSIFIED NO. |
|---|-------------------|
| Survey for the Mapping Project in the South Coast of Kenya | 2 |
| Survey for the Construction of Malewa Dam for Greater Nakuru Water Supply Project | 3, 4 |
| Survey for the Nairobi By-pass Construction Project | 7 |

Grant Aid

| CASE | EXPENSES (¥Million) |
|--------------------------------------|------------------------|
| Taveta-Lumi Water Supply Project | 986 |
| The Project for the Survey Equipment | 518 |

||||||| Agriculture, Forestry & Fisheries |||||

Project-Type Technical Cooperation

*Cumulative operations since each project started

| PROJECT | *EXPERT DISPATCH (Person) | *EQUIPMENT SUPPLY (¥Thousand) | *COUNTER- PART (Person) | DURATION |
|---|---------------------------------|-------------------------------------|-------------------------------|---------------------|
| The Horticultural Development Project in Kenya | 14 | 108,050 | 10 | 85.12.4 - 90.12.3 |
| The Social Forestry Training Project | 30 | 170,704 | 9 | 85.11.26 - 92.11.25 |

Grant Aid

| CASE | EXPENSES (¥Million) |
|---|------------------------|
| The Project for the Road Maintenance | 596 |
| Material and Equipment Supply for the Increase of Food Supply | 900 |

||||||| Mining & Industry |||||

Development Survey

| NAME OF DEVELOPMENT SURVEY | CLASSIFIED NO. |
|--|-------------------|
| Survey for the Mineral Exploration in Homa Bay Area, Kenya | 8 |

||||||| Human Resources Development |||||

Project-Type Technical Cooperation

| PROJECT | *EXPERT DISPATCH (Person) | *EQUIPMENT SUPPLY (¥Thousand) | *COUNTER- PART (Person) | DURATION |
|--|---------------------------------|-------------------------------------|-------------------------------|---------------------|
| The Jomo Kenyatta University College of Agriculture and Technology | 135 | 735,792 | 113 | 80. 4.19 - 90. 4.18 |
| The NYS Engineering Institute | 14 | 36,344 | 5 | 88. 1. 1 - 92.12.31 |

||||||| Public Health & Medicine |||||

Project-Type Technical Cooperation

| PROJECT | *EXPERT DISPATCH (Person) | *EQUIPMENT SUPPLY (¥Thousand) | *COUNTER- PART (Person) | DURATION |
|---|---------------------------------|-------------------------------------|-------------------------------|---------------------|
| The Kenya Medical Research Institute | 52 | 221,475 | 16 | 85. 5. 1 - 90. 4.30 |
| The Project of Promotion of Population Education | 2 | 18,797 | 2 | 88.12.16 - 91.12.15 |

||||||| Others |||||

Development Survey

| NAME OF DEVELOPMENT SURVEY | CLASSIFIED NO. |
|--|-------------------|
| Follow-up Study on Development Survey Projects | 11 |

Liberia

||||||| Public Works & Utilities |||||

Equipment Supply

| EQUIPMENT | EXPENSES (¥Thousand) | FACILITIES |
|------------------------|-------------------------|-----------------------------|
| Broadcasting Equipment | 40,025 | Liberia Broadcasting System |

||||||| Agriculture, Forestry & Fisheries |||||

Grant Aid

| CASE | EXPENSES (¥Million) |
|---|------------------------|
| Material and Equipment Supply for the Increase of Food Supply | 250 |

||||||| Energy |||||

Grant Aid

| CASE | EXPENSES (¥Million) |
|--|------------------------|
| Improvement of Electric Power Supply in Monrovia | 682 |

Madagascar

||||||| Agriculture, Froestry & Fisheries |||||

Grant Aid

| CASE | EXPENSES (¥Million) |
|---|------------------------|
| Material and Equipment Supply for the Increase of Food Supply | 200 |
| Third Project of Development of Small-Scale Fisheries | 339 |

Malawi

||||||| Public Works & Utilities |||||

Grant Aid

| CASE | EXPENSES (¥Million) |
|--|------------------------|
| Equipment Supply for the Groundwater Development Project | 161 |

||||||| Agriculture, Forestry & Fisheries |||||

Grant Aid

| CASE | EXPENSES (¥Million) |
|---|------------------------|
| The Construction Project of Multipurpose Agricultural Warehouse | 376 |
| Material and Equipment Supply for the Increase of Food Supply | 400 |

AFRICA

||||||| Mining & Industry |||||

Development Survey

| NAME OF DEVELOPMENT SURVEY | CLASSIFIED NO. |
|--|----------------|
| Survey for Mineral Resources Exploration | 8 |

||||||| Energy |||||

Development Survey

| NAME OF DEVELOPMENT SURVEY | CLASSIFIED NO. |
|--|----------------|
| Survey for the Nkula B — Lilongwe B Transmission Line Construction Project | 3, 4 |

Mali

||||||| Agriculture, Forestry & Fisheries |||||

Development Survey

| NAME OF DEVELOPMENT SURVEY | CLASSIFIED NO. |
|---|----------------|
| Survey for the Kala Upper-Stream Agricultural Development Project | 3 |

Grant Aid

| CASE | EXPENSES (Million) |
|---|--------------------|
| Development of Agriculture in Baguineda | 760 |
| Material and Equipment Supply for the Increase of Food Supply | 250 |

Mauritius

||||||| Public Works & Utilities |||||

Development Survey

| NAME OF DEVELOPMENT SURVEY | CLASSIFIED NO. |
|---|----------------|
| Survey for the Port Louis Water Supply Project | 4 |
| Survey for the Landslide Protection Project in Port Louis | 3, 4 |

||||||| Agriculture, Forestry & Fisheries |||||

Grant Aid

| CASE | EXPENSES (¥Million) |
|---------------------------|---------------------|
| Extension of Fishing Port | 675 |

Mozambique

||||||| Public Works & Utilities |||||

Grant Aid

| CASE | EXPENSES (¥Million) |
|---|---------------------|
| The Capital Area Roads Rehabilitation Project | 580 |

AFRICA

||||||| Agriculture, Forestry & Fisheries |||||

Grant Aid

| CASE | EXPENSES (¥Million) |
|---|------------------------|
| The Protective Works for the Sopinno Small-Scale Fisheries Center | 72 |
| Material and Equipment Supply for the Increase of Food Supply | 900 |

Niger

||||||| Public Works & Utilities |||||

Grant Aid

| CASE | EXPENSES (¥Million) |
|---|------------------------|
| Exploitation of Groundwater | 224 |
| The Road Construction and Maintenance Project | 528 |

||||||| Agriculture, Forestry & Fisheries |||||

Development Survey

| NAME OF DEVELOPMENT SURVEY | CLASSIFIED NO. |
|---|-------------------|
| Survey for the Hydro-agricultural Development Project of the Ouna-Kouanza Basin | 4 |
| Survey for the Rural Rehabilitation Project of Ouallam Country | 4 |

Grant Aid

| CASE | EXPENSES (¥Million) |
|---|------------------------|
| Material and Equipment Supply for the Increase of Food Supply | 750 |

Nigeria

||||||| Public Works & Utilities |||||

Development Survey

| NAME OF DEVELOPMENT SURVEY | CLASSIFIED NO. |
|--|----------------|
| Survey for the National Bore Hole Project (Northern States) in Nigeria | 1,4 |

Grant Aid

| CASE | EXPENSES (Million) |
|--|--------------------|
| Guinea-Worm Eradication & Potable Water Scheme | 658 |

||||||| Agriculture, Forestry & Fisheries |||||

Equipment Supply

| EQUIPMENT | EXPENSES (¥Thousand) | FACILITIES |
|------------------------|----------------------|---|
| Agricultural Equipment | 28,587 | International Institute of Tropical Agriculture |

Project-Type Technical Cooperation

*Cumulative operations since each project started

| PROJECT | *EXPERT DISPATCH (Person) | *EQUIPMENT SUPPLY (¥Thousand) | *COUNTER-PART (Person) | DURATION |
|---|---------------------------|-------------------------------|------------------------|---------------------|
| The Lower Anambra Irrigation Project in the Federal Republic of Nigeria | 4 | | | 89. 1. 1 - 93.12.31 |



Rwanda

Public Works & Utilities

Development Survey

| NAME OF DEVELOPMENT SURVEY | CLASSIFIED NO. |
|---|----------------|
| Survey for the Rural Water Supply Study in Eastern Area | 1 |

Grant Aid

| CASE | EXPENSES (¥Million) |
|--|---------------------|
| The Project of Environmental Improvement of the City Kigari | 250 |
| Improvement of the Ground Station of Satellite Telecommunication | 250 |

Agriculture, Forestry & Fisheries

Grant Aid

| CASE | EXPENSES (¥Million) |
|---|---------------------|
| Material and Equipment Supply for the Increase of Food Supply | 300 |

Public Health & Medicine

Grant Aid

| CASE | EXPENSES (¥Million) |
|-----------------------------------|---------------------|
| Improvement of Medical Equipments | 260 |

Sao Tome and Principe

||||||| Agriculture, Forestry & Fisheries |||||

Grant Aid

| CASE | EXPENSES (¥Million) |
|--|------------------------|
| Development of Small-Scale Fisheries in the Democratic Republic of Sao Tome Principe | 353 |

Senegal

||||||| Public Works & Utilities |||||

Development Survey

| NAME OF DEVELOPMENT SURVEY | CLASSIFIED NO. |
|---|-------------------|
| Survey for the Mapping Project in Western Senegal | 2 |

Grant Aid

| CASE | EXPENSES (¥Million) |
|--|------------------------|
| Project of Water Supply for the Rural Area | 759 |

||||||| Agriculture, Forestry & Fisheries |||||

Development Survey

| NAME OF DEVELOPMENT SURVEY | CLASSIFIED NO. |
|--|-------------------|
| Survey for the Agricultural Verification | 1,4 |

AFRICA

Grant Aid

| CASE | EXPENSES (Million) |
|--|-----------------------|
| The Small-Scale Rural Development Project in the Republic of Senegal | 649 |
| Material and Equipment Supply for the Increase of Food Supply | 550 |

||||||| Human Resources Development |||||

Project-Type Technical Cooperation

*Cumulative operations since each project started

| PROJECT | *EXPERT DISPATCH (Person) | *EQUIPMENT SUPPLY (¥Thousand) | *COUNTER- PART (Person) | DURATION |
|---|---------------------------------|-------------------------------------|-------------------------------|---------------------|
| The Japan-Senegal Technical Vocational Training Center | 23 | 175,580 | 29 | 84. 2. 4 - 91. 3.31 |

Sierra Leone

||||||| Public Works & Utilities |||||

Grant Aid

| CASE | EXPENSES (Million) |
|----------------------------|-----------------------|
| Rural Water Supply Project | 366 |

||||||| Agriculture, Forestry & Fisheries |||||

Grant Aid

| CASE | EXPENSES (Million) |
|---|-----------------------|
| Material and Equipment Supply for the Increase of Food Supply | 150 |

Somalia

||||||| Public Works & Utilities |||||

Grant Aid

| CASE | EXPENSES (¥Million) |
|--|------------------------|
| Rehabilitation of the Central Workshop | 722 |

||||||| Agriculture, Forestry & Fisheries |||||

Grant Aid

| CASE | EXPENSES (¥Million) |
|---|------------------------|
| Material and Equipment Supply for the Increase of Food Supply | 300 |

Tanzania

||||||| Public Works & Utilities |||||

Equipment Supply

| EQUIPMENT | EXPENSES (¥Thousand) | FACILITIES |
|---|-------------------------|--------------------------------------|
| Road Construction and Maintenance Equipment | 10,200 | Ministry of Communications and Works |

Development Survey

| NAME OF DEVELOPMENT SURVEY | CLASSIFIED NO. |
|---|-------------------|
| Survey for the Road Rehabilitation and Maintenance in Dar es Salaam | 3, 4 |

AFRICA

||||||| Agriculture, Forestry & Fisheries |||||

Equipment Supply

| EQUIPMENT | EXPENSES (¥Thousand) | FACILITIES |
|-----------------|-------------------------|---|
| Dairy Equipment | 28,790 | Ministry of Agriculture and Livestock Development |

Project-Type Technical Cooperation

*Cumulative operations since each project started

| PROJECT | *EXPERT DISPATCH (Person) | *EQUIPMENT SUPPLY (¥Thousand) | *COUNTER- PART (Person) | DURATION |
|--|---------------------------------|-------------------------------------|-------------------------------|---------------------|
| The Kilimanjaro Agricultural Development Project | 19 | 164,172 | 9 | 86. 3.13 - 91. 3.12 |

Development Survey

| NAME OF DEVELOPMENT SURVEY | CLASSIFIED NO. |
|---|-------------------|
| Survey for the Hai and Rombo Districts Groundwater-used Agricultural Development Plan | 4 |
| Survey for Small-Scale Hydropower Development in Kilimanjaro | 4 |

Grant Aid

| CASE | EXPENSES (¥Million) |
|---|------------------------|
| Ndungu Agricultural Development Project | 944 |
| Improvement of Agricultural Strage and Transportation System in Iringa Region | 538 |
| Material and Equipment Supply for the Increase of Food Supply | 800 |
| The Agricultural Transportation Reinforcement Project | 580 |

||||||| Mining & Industry |||||

Project-Type Technical Cooperation

| PROJECT | *EXPERT DISPATCH (Person) | *EQUIPMENT SUPPLY (¥Thousand) | *COUNTER- PART (Person) | DURATION |
|--|---------------------------------|-------------------------------------|-------------------------------|---------------------|
| The Kilimanjaro Industrial Development Center (Phase II) | 7 | 6,863 | 1 | 88. 3.13 - 93. 3.12 |

Grant Aid

| CASE | EXPENSES (¥Million) |
|--|------------------------|
| Constructing Kilimanjaro Industrial Development Center | 657 |

||||| Energy |||||

Development Survey

| NAME OF DEVELOPMENT SURVEY | CLASSIFIED NO. |
|--|-------------------|
| Survey for the Kihansi Hydroelectric Power Development Project | 3, 4 |

||||| Public Health & Medicine |||||

Equipment Supply

| EQUIPMENT | EXPENSES (¥Thousand) | FACILITIES |
|-----------|-------------------------|--|
| Ambulance | 8,513 | Ministry of Health and Social Welfare |

Grant Aid

| CASE | EXPENSES (¥Million) |
|-------------------------------|------------------------|
| The Malaria Control Programme | 411 |

Uganda

||||||| Public Works & Utilities |||||

Equipment Supply

| EQUIPMENT | EXPENSES (¥Thousand) | FACILITIES |
|------------------------|-------------------------|---|
| Broadcasting Equipment | 6,297 | Uganda Television, Ministry of Information and Broadcasting |

Grant Aid

| CASE | EXPENSES (¥Million) |
|---|------------------------|
| The Road Construction and Maintenance Project | 329 |

||||||| Agriculture, Forestry & Fisheries |||||

Grant Aid

| CASE | EXPENSES (¥Million) |
|---|------------------------|
| Material and Equipment Supply for the Increase of Food Supply | 400 |

Zaire

||||||| Public Works & Utilities |||||

Development Survey

| NAME OF DEVELOPMENT SURVEY | CLASSIFIED NO. |
|---|-------------------|
| Survey for the Construction Project of the East-West Road in Kinshasa | 3, 4 |

Grant Aid

| CASE | EXPENSES (¥Million) |
|--|------------------------|
| Water Supply Project in Kimpese | 542 |
| Development of Groundwater in Bas Zaire Province | 512 |

||||||| Agriculture, Forestry & Fisheries |||||

Grant Aid

| CASE | EXPENSES (¥Million) |
|--|------------------------|
| Material and Equipment Supply for the Increase of Food Supply | 700 |
| Equipment Supply for the Project of Agricultural Commercialization Development | 775 |

||||||| Human Resources Development |||||

Equipment Supply

| EQUIPMENT | EXPENSES (¥Thousand) | FACILITIES |
|-------------------------------|-------------------------|--|
| Language Laboratory Equipment | 16,850 | The National Institute for Commerce |

Zambia

AFRICA

||||||| Public Works & Utilities |||||

Equipment Supply

| EQUIPMENT | EXPENSES (¥Thousand) | FACILITIES |
|-----------------------------------|-------------------------|--------------------------|
| City Sanitation Service Equipment | 9,460 | Kitwe District Council |
| Handpumping Equipment | 1,450 | Ministry of Home Affairs |

Development Survey

| NAME OF DEVELOPMENT SURVEY | CLASSIFIED NO. |
|---|----------------|
| Survey for the Kafue Road Bridge Project | 3 |
| Survey for the Hydrologic Observation Systems of Major River Basins | 3 |

Grant Aid

| CASE | EXPENSES (¥Million) |
|---|---------------------|
| Ground Water Development Project | 541 |
| Project of Construction & Maintenance of Road | 717 |

||||||| Agriculture, Forestry & Fisheries |||||

Project-Type Technical Cooperation

*Cumulative operations since each project started

| PROJECT | *EXPERT DISPATCH (Person) | *EQUIPMENT SUPPLY (¥Thousand) | *COUNTER-PART (Person) | DURATION |
|---|---------------------------|-------------------------------|------------------------|---------------------|
| The University of Zambia; Veterinary Education Project | 37 | 282,988 | 6 | 85. 1.22 - 90. 1.21 |

Development Survey

| NAME OF DEVELOPMENT SURVEY | CLASSIFIED NO. |
|--------------------------------|----------------|
| Survey for Agricultural Fields | 1 |

Grant Aid

| CASE | EXPENSES (¥Million) |
|---|---------------------|
| Grain Storage Sheds Construction Project | 860 |
| Material and Equipment Supply for the Increase of Food Supply | 1,207 |

||||||| Human Resources Development |||||

Equipment Supply

| EQUIPMENT | EXPENSES (¥Thousand) | FACILITIES |
|--|-------------------------|---|
| Coal Briquette and Clay Stove Development Equipment | 3,125 | National Council for Scientific Research |

Project-Type Technical Cooperation

| PROJECT | *EXPERT DISPATCH (Person) | *EQUIPMENT SUPPLY (¥Thousand) | *COUNTER- PART (Person) | DURATION |
|---|---------------------------------|-------------------------------------|-------------------------------|---------------------|
| The Technical and Vocational Training Improvement Project in Zambia | 14 | 17,840 | 4 | 87.10. 1 - 92. 9.30 |

||||||| Public Health & Medicine |||||

Project-Type Technical Cooperation

| PROJECT | *EXPERT DISPATCH (Person) | *EQUIPMENT SUPPLY (¥Thousand) | *COUNTER- PART (Person) | DURATION |
|--|---------------------------------|-------------------------------------|-------------------------------|---------------------|
| The Faculty of Medicine, University of Zambia | 48 | 311,993 | 26 | 80. 2.21 - 89. 2.20 |

Zimbabwe

||||||| Public Works & Utilities |||||

Equipment Supply

| EQUIPMENT | EXPENSES (¥Thousand) | FACILITIES |
|--------------------------------------|-------------------------|---|
| Satellite Communication Equipment | 42,130 | Posts and Telecommunications Corporation |

AFRICA

Grant Aid

| CASE | EXPENSES (¥Million) |
|--|------------------------|
| The Project for Rural Water Supply | 524 |
| The Project for the Rural Feeder Roads Maintenance | 925 |

||||||| Agriculture, Forestry & Fisheries |||||

Development Survey

| NAME OF DEVELOPMENT SURVEY | CLASSIFIED NO. |
|---|-------------------|
| Nyakomba Irrigation Development Project | 3 |

||||||| Mining & Industry |||||

Development Survey

| NAME OF DEVELOPMENT SURVEY | CLASSIFIED NO. |
|--|-------------------|
| Survey for the Construction of an Ammonia Fertilizer Plant | 4 |
| Survey for Mineral Resources Exploration | 8 |