

8-28 1997年の市内従属回線数(LE-LE) (1/6)

TEL	TRAF	1	2	3	4	5	6	7	8	9	10	11	
NO. AREA	Office Name	FROM	LTY	TNB	BKE	BGT	CSW	DKN	EKC	NGK	PSN	PPG	FBN
1 3	LAT YA	LTY		90	30	60	30	90	90	30	30	30	30
2 3	THON BURI	TNB			90	120	90	90	150	60	60	30	60
3 3	BANG KHAE	BKE				90	60	60	90	60	90	30	30
4 3	BANG PHLAT	BGT					120	60	120	90	90	30	30
5 3	CHARAN SANITWONG	CSW						30	60	60	30	0	0
6 3	DAO KHANONG	DKN							240	30	30	60	120
7 3	EKKACHAI	EKC								90	120	90	150
8 3	NONG KHAEM	NGK									120	30	30
9 3	PHASI CHAROEN	PSN										0	30
10 3	PHRA PRADAENG	PPG											90
11 3	RAT BURANA	FBN											
12 3	MUBAN SETTHAKIT	MSK											
13 1	PHLOEN CHIT	PNC											
14 1	SUKHUMWIT	SKW											
15 1	SURAWONG	SFW											
16 2	KHLONG TOEI	KTI											
17 2	SATHUPRADIT	STD											
18 2	THANON TOK	TNT											
19 2	THUNG MAHAMEK	TMM											
20 2	PHRA KHANONG	PKG											
21 2	CHAIYRPHRUK	CYP											
22 2	BANG NA	BNA											
23 2	BANG PHLI	BPL											
24 2	HUA MAK	HAM											
24 2	KHLONG CHAN	KCC											
25 2	LAT KRABANG	LKG											
26 2	ON NUT	ONT											
27 2	PU CHAO SAMING PHRA	PSP											
28 2	SAMUT PRAKAN	SPK											
30 2	BANG PU	BCU											
31 2	BANG PHILI-BANG BO	BBB											
32 2	PHRUK SACHAT	PSC											
33 4	PHRONYOTHIN	PYT											
34 1	ASOK DIN DAENG	ASD											
35 4	INTHAMARA	ITM											
36 4	LAK SI	LKS											
37 2	BANG CHAN	BCC											
38 4	BANG KHEN	BGN											
39 4	BANG SU	BGS											
40 4	CHAENG WATTHRNA	CWT											
41 4	DON MUANG	DM											
42 4	LAT PHRAO 1	LTP 1											
43 4	LAT PHRAO 2	LTP 2											
44 4	NAWA NAKHON	NWN											
45 4	NGAM WONG WAN	NWW											
46 4	NONTHABURI	NTB											
47 4	PAK KRET	PKK											
48 4	RAM INTHRA	RIT											
49 3	BANG BUA THONG	BBT											
50 4	BANG PHUN	BAN											
51 4	PATHUM THANI	PTT											
52 4	RANG SIT	RST											
53 4	SENA NIKHOM	SNN											
54 4	THANYA BURI	TYB											
55 1	KRUNG KASEH	KKM											
56 1	PATHUM WAN	PTW											
57 1	SAMRAN RAT	SRR											
58 1	SAMSEN	SMS											
59 2	TROK CHAN	TKC											
	Total		0	90	120	270	300	330	750	420	570	300	570

8-28 1997年の市内従属回線数(LE-LE) (2/6)

NO.	TEL AREA	Office Name	TRAF FROM	12 MSK	13 PNC	14 SKW	15 SRW	16 KTI	17 STD	18 TNT	19 TMM	20 PKG	21 CYP	22 BNA
1	3	LAT YA	LTY	30	90	30	90	0	30	30	30	30	30	30
2	3	THON BURI	TNB	30	90	30	120	0	30	30	30	30	30	30
3	3	BANG KHAE	BKE	30	60	0	60	0	30	30	0	0	0	0
4	3	BANG PHLAT	BGT	60	270	60	210	30	30	30	60	60	60	60
5	3	CHARAN SANITWONG	CSW	30	90	30	60	0	0	0	0	30	0	0
6	3	DAO KHANONG	DKN	30	90	30	90	30	30	60	30	0	30	30
7	3	EKKACHAI	EKC	60	120	30	150	30	60	60	30	30	30	30
8	3	NONG KHAEM	NGK	180	90	30	120	30	30	0	30	0	0	0
9	3	PHASI CHAROEN	PSN	90	60	0	60	0	0	0	0	0	0	0
10	3	PHRA PRADAENG	PPG	0	60	30	90	30	30	30	30	0	30	30
11	3	RAT BURANA	REN	30	60	30	60	30	30	30	30	0	0	30
12	3	MUBAN SETTHAKIT	MSK		60	0	60	0	30	0	0	0	0	0
13	1	PHLOEN CHIT	PNC			390	930	180	120	90	240	150	240	180
14	1	SUKHUMWIT	SKW				270	90	30	30	90	90	150	90
15	1	SURAWONG	SRW					150	150	90	240	120	150	150
16	2	KHLONG TOEI	KTI						30	30	60	60	60	60
17	2	SATHUPRADIT	STD							120	120	30	30	30
18	2	THANON TOK	TNT								90	30	30	30
19	2	THUNG MAHAMEK	TMM									30	60	60
20	2	PHRA KHANONG	PKG										90	150
21	2	CHAIYAPHRUK	CYP											90
22	2	BANG NA	BNA											
23	2	BANG PHLI	BPL											
24	2	HUA MAK	HAM											
24	2	KHLONG CHAN	KGC											
25	2	LAT KRABANG	LKG											
26	2	ON NUT	ONT											
27	2	PU CHAO SAMING PHRA	PSP											
28	2	SAMUT PRAKAN	SPK											
30	2	BANG PU	BCU											
31	2	BANG PHILI-BANG BO	BBB											
32	2	PHRUK SACHAT	PSC											
33	4	PHRONGYOTHIN	PYT											
34	1	ASOK DIN DAENG	ASD											
35	4	INTHAMARA	ITM											
36	4	LAK SI	LKS											
37	2	BANG CHAN	BGC											
38	4	BANG KHEN	BGN											
39	4	BANG SU	BGS											
40	4	CHAENG WATTHRANA	CWT											
41	4	DON MUANG	DNM											
42	4	LAT PHRAO 1	LTP 1											
43	4	LAT PHRAO 2	LTP 2											
44	4	NAWA NAKHON	NWN											
45	4	NGAM WONG WAN	NWW											
46	4	NONTHABURI	NTB											
47	4	PAK KRET	PKK											
48	4	RAM INTHRA	RIT											
49	3	BANG BUA THONG	BBT											
50	4	BANG PHUN	BAN											
51	4	PATHUM THANI	PTT											
52	4	RANG SIT	RST											
53	4	SENA NIKHOM	SNN											
54	4	THANYA BURI	TYB											
55	1	KRUNG KASEH	KKM											
56	1	PATHUM WAN	PTW											
57	1	SAMRAN RAT	SRR											
58	1	SAMSEN	SMS											
59	2	TROK CHAN	TKC											
		Total		570	1,140	690	2,370	600	660	660	1,110	690	1,020	1,080

8-28 1997年の市内従属回線数(LB-LF) (3/6)

NO.	TEL		TRAF FROM	23	24	24	25	26	27	28	30	31	32	33
	AREA	Office Name		BPL	HAM	KGC	LKG	ONT	PSP	SPK	BCU	BBB	PSC	PYT
1	3	LAT YA	LTY	0	30	30	0	30	30	0	0	0	0	30
2	3	THON BURI	TNB	0	30	30	0	30	30	0	0	0	0	30
3	3	BANG KHAE	BKE	0	30	30	0	0	30	0	0	0	0	30
4	3	BANG PHLAT	BGT	30	150	120	0	60	90	0	0	0	0	150
5	3	CHARAN SANITWONG	CSW	0	30	30	0	0	30	0	0	0	0	30
6	3	DAO KHANONG	DKN	0	30	30	0	0	60	0	0	0	0	30
7	3	EKKACHAI	EKC	0	60	60	0	30	90	0	0	0	0	60
8	3	NONG KHAEM	NGK	0	30	30	0	0	30	0	0	0	0	30
9	3	PHASI CHAROEN	PSN	0	30	30	0	0	30	0	0	0	0	30
10	3	PHRA PRADAENG	PPG	0	30	30	0	0	90	30	0	0	0	30
11	3	RAT BURANA	RBN	0	30	30	0	0	60	0	0	0	0	30
12	3	MUBAN SETTHAKIT	MSK	0	0	0	0	0	30	0	0	0	0	30
13	1	PHLOEN CHIT	PNC	60	360	270	60	150	240	60	30	0	0	60
14	1	SUKHUMWIT	SKW	30	150	90	0	60	120	30	0	0	0	60
15	1	SURAWONG	SFW	60	270	210	30	120	270	60	0	0	0	270
16	2	KHLONG TOEI	KTI	30	60	60	0	30	90	30	0	0	0	60
17	2	SATHUPRADIT	STD	30	60	30	0	30	90	0	0	0	0	30
18	2	THANON TOK	TNT	0	60	30	0	30	60	0	0	0	0	30
19	2	THUNG MAHAMEK	TMM	0	60	60	0	30	90	0	0	0	0	60
20	2	PHRA KHANONG	PKG	30	120	90	30	120	120	30	0	0	0	60
21	2	CHAIYRPHUK	CYP	30	180	90	30	90	90	30	0	0	0	60
22	2	BANG NA	BNA	90	90	90	0	90	300	60	30	0	0	60
23	2	BANG PHLI	BPL		60	60	0	30	150	30	30	0	0	30
24	2	HUA MAK	HAM			240	30	150	150	30	0	0	0	150
24	2	KHLONG CHAN	KGC				0	150	120	30	0	0	0	150
25	2	LAT KRABANG	LKG					30	30	0	0	0	30	0
26	2	ON NUT	ONT						60	0	0	0	0	60
27	2	PU CHAO SAMING PHRA	PSP							210	30	30	0	90
28	2	SAMUT PRAKAN	SPK								0	0	0	30
30	2	BANG PU	BCU									0	0	0
31	2	BANG PHILI-BANG BO	BBB										0	0
32	2	PHRUK SACHAT	PSC											0
33	4	PHRHONYOTHIN	PYT											
34	1	ASOK DIN DAENG	ASD											
35	4	INTHAMARA	ITM											
36	4	LAK SI	LKS											
37	2	BANG CHAN	BGC											
38	4	BANG KHEN	BGN											
39	4	BANG SU	BGS											
40	4	CHAENG WATTHRNA	CWT											
41	4	DON MUANG	DNM											
42	4	LAT PHRAO 1	LTP 1											
43	4	LAT PHRAO 2	LTP 2											
44	4	NAWA NAKHON	NWN											
45	4	NGAM WONG WAN	NWW											
46	4	NONHABURI	NTB											
47	4	PAK KRET	PKK											
48	4	RAM INTHRA	RIT											
49	3	BANG BUA THONG	BBT											
50	4	BANG PHUN	BAN											
51	4	PATHUM THANI	PTT											
52	4	RANG SIT	RST											
53	4	SENA NIKHOM	SNN											
54	4	THANYA BURI	TYB											
55	1	KRUNG KASEH	KKM											
56	1	PATHUM WAN	PTW											
57	1	SAMRAN RAT	SRR											
58	1	SAMSEN	SMS											
59	2	TROK CHAN	TKC											
		Total		390	1,950	1,770	180	1,260	2,580	630	120	30	60	2,100

8-28 1997年の市内従属回線数(LE-LE) (4/6)

NO.	TEL AREA	Office Name	TRAF FROM	34 ASD	35 ITM	36 LKS	37 BGC	38 BGN	39 BGS	40 CWT	41 DNM	42 LTP 1	43 LTP 2	44 NWN
1	3	LAT YA	LTY	60	30	0	0	0	0	0	30	0	0	0
2	3	THON BURI	TNB	60	30	30	0	0	30	30	30	30	0	0
3	3	BANG KHAE	BKE	30	30	0	0	0	0	0	30	0	0	0
4	3	BANG PHLAT	BGT	210	90	60	30	60	120	60	60	60	60	0
5	3	CHARAN SANITWONG	CSW	90	30	0	0	0	30	30	30	30	0	0
6	3	DAO KHANONG	DKN	60	30	0	0	0	0	0	0	0	0	0
7	3	EKKACHAI	EKC	60	30	0	0	0	30	0	30	30	30	0
8	3	NONG KHAEM	NGK	30	0	0	0	0	30	0	30	0	0	0
9	3	PHASI CHAROEN	PSN	30	0	0	0	0	0	0	30	0	0	0
10	3	PHRA PRADAENG	PPG	30	0	0	0	0	0	0	0	0	0	0
11	3	RAT BURANA	RBN	30	0	0	0	0	0	0	0	0	0	0
12	3	MUBAN SETTHAKIT	MSK	30	0	0	0	0	0	0	0	0	0	0
13	1	PHLOEN CHIT	PNC	480	210	90	60	90	90	120	210	180	120	30
14	1	SUKHUMWIT	SKW	120	60	30	30	30	30	30	90	60	30	0
15	1	SURAWONG	SRW	330	90	90	60	60	60	90	180	120	90	0
16	2	KHLONG TOEI	KTI	60	30	30	0	0	30	0	30	30	0	0
17	2	SATHUPRADIT	STD	60	30	0	0	0	0	0	30	0	0	0
18	2	THANON TOK	TNT	60	30	0	0	0	0	0	30	0	0	0
19	2	THUNG MAHAMEK	TMM	60	30	30	0	0	30	30	30	30	30	0
20	2	PHRA KHANONG	PKG	90	30	30	30	0	30	30	30	30	60	0
21	2	CHAIYRPHRUK	CYP	120	60	30	30	30	30	30	30	30	60	0
22	2	BANG NA	BNA	90	60	30	30	0	30	30	30	30	30	0
23	2	BANG PHLI	BPL	30	0	0	0	0	0	0	0	0	0	0
24	2	HUA MAK	HAM	210	120	60	90	60	60	60	90	90	120	0
24	2	KHLONG CHAN	KGC	180	150	60	120	60	60	90	90	120	150	0
25	2	LAT KRABANG	LKG	0	0	0	0	0	0	0	0	0	0	0
26	2	ON NUT	ONT	90	60	30	30	0	30	30	30	30	30	0
27	2	PU CHAO SAMING PHRA	PSP	120	60	30	60	30	60	30	30	30	60	0
28	2	SAMUT PRAKAN	SPK	30	0	0	0	0	0	0	0	0	0	0
30	2	BANG PU	BGU	0	0	0	0	0	0	0	0	0	0	0
31	2	BANG PHILI-BANG BO	BBB	0	0	0	0	0	0	0	0	0	0	0
32	2	PHRUK SACHAT	PSC	0	0	0	0	0	0	0	0	0	0	0
33	4	PHRHOYOTHIN	PYT	270	180	90	30	90	90	120	150	150	60	0
34	1	ASOK DIN DAENG	ASD		210	90	30	90	90	90	150	120	90	0
35	4	INTHAMARA	ITM			60	30	60	60	60	90	120	90	0
36	4	LAK SI	LKS				30	60	30	60	210	60	30	0
37	2	BANG CHAN	BGC					0	0	0	30	30	30	0
38	4	BANG KHEN	BGN						30	60	60	90	30	0
39	4	BANG SU	BGS							60	60	60	30	0
40	4	CHAENG WATTHRANA	CWT								120	60	30	0
41	4	DON MUANG	DNM									120	60	0
42	4	LAT PHRAO 1	LTP 1										90	0
43	4	LAT PHRAO 2	LTP 2											0
44	4	NAWA NAKHON	NWN											
45	4	NGAM WONG WAN	NWW											
46	4	NONHABURI	NTB											
47	4	PAK KRET	PKK											
48	4	RAM INTHRA	RIT											
49	3	BANG BUA THONG	BBT											
50	4	BANG PHUN	BAN											
51	4	PATHUM THANI	PTT											
52	4	RANG SIT	RST											
53	4	SENA NIKHOM	SNN											
54	4	THANYA BURI	TYB											
55	1	KRUNG KASEH	KKM											
56	1	PATHUM WAN	PTW											
57	1	SAMRAN RAT	SRR											
58	1	SAMSEN	SMS											
59	2	TROK CHAN	TKC											
		Total		3,120	1,680	870	690	720	1,080	1,140	2,070	1,740	1,410	30

8-28 1997年の市内従属回線数(LE-LE) (5/6)

NO.	TEL AREA	Office Name	TRAF FROM	45	46	47	48	49	50	51	52	53	54	55
				NWW	NTB	PKK	RIT	BBT	BAN	PTT	RST	SNN	TYB	KKM
1	3	LAT YA	LTY	0	0	0	0	0	0	0	0	0	0	30
2	3	THON BURI	TNB	30	0	0	0	0	0	0	0	0	0	60
3	3	BANG KHAE	BKE	30	0	0	0	0	0	0	0	0	0	30
4	3	BANG PHLAT	BGT	150	90	60	30	0	0	30	0	30	0	150
5	3	CHARAN SANITWONG	CSW	30	30	0	0	0	0	0	0	0	0	30
6	3	DAO KHANONG	DKN	30	0	0	0	0	0	0	0	0	0	30
7	3	EKKACHAI	EKC	30	30	0	0	0	0	0	0	0	0	60
8	3	NONG KHAEM	NGK	30	0	0	0	0	0	0	0	0	0	30
9	3	PHASI CHAROEN	PSN	30	0	0	0	0	0	0	0	0	0	30
10	3	PHRA PRADAENG	PPG	0	0	0	0	0	0	0	0	0	0	0
11	3	RAT BURANA	RBN	0	0	0	0	0	0	0	0	0	0	0
12	3	MUBAN SETTHAKIT	MSK	0	0	0	0	0	0	0	0	0	0	0
13	1	PHLOEN CHIT	PNC	150	60	60	60	0	0	30	60	60	60	240
14	1	SUKHUMWIT	SKW	60	0	0	30	0	0	0	30	30	30	60
15	1	SURAWONG	SFW	120	60	60	30	0	0	30	30	30	60	180
16	2	KHLONG TOEI	KTI	30	0	0	0	0	0	0	0	0	0	30
17	2	SATHUPRADIT	STD	30	0	0	0	0	0	0	0	0	0	0
18	2	THANON TOK	TNT	0	0	0	0	0	0	0	0	0	0	0
19	2	THUNG MAHAMEK	TMM	30	0	0	0	0	0	0	0	0	0	60
20	2	PHRA KHANONG	PKG	30	0	0	30	0	0	0	0	30	0	60
21	2	CHAIYRPHRUK	CYP	30	30	0	30	0	0	0	0	30	0	30
22	2	BANG NA	BNA	30	0	0	30	0	0	0	0	30	0	30
23	2	BANG PHLI	BPL	0	0	0	0	0	0	0	0	0	0	0
24	2	HUA MAK	HAM	90	30	30	90	0	0	0	0	60	30	60
24	2	KHLONG CHAN	KGC	90	60	30	180	0	0	0	30	150	30	60
25	2	LAT KRABANG	LKG	0	0	0	0	0	0	0	0	0	0	0
26	2	ON NUT	ONT	30	0	0	30	0	0	0	0	30	0	30
27	2	PU CHAO SAMING PHRA	PSP	30	0	30	30	0	0	0	0	30	30	30
28	2	SAMUT PRAKAN	SPK	0	0	0	0	0	0	0	0	0	0	0
30	2	BANG PU	BJU	0	0	0	0	0	0	0	0	0	0	0
31	2	BANG PHILI-BANG BO	BBB	0	0	0	0	0	0	0	0	0	0	0
32	2	PHRUK SACHAT	PSC	0	0	0	0	0	0	0	0	0	0	0
33	4	PHRHONYOTHIN	PYT	150	30	30	60	0	0	30	30	60	30	150
34	1	ASOK DIN DAENG	ASD	150	60	30	60	0	0	30	30	60	30	150
35	4	INTHAMARA	ITM	120	30	30	60	0	0	0	30	30	0	60
36	4	LAK SI	LKS	90	0	30	60	0	0	0	60	60	30	60
37	2	BANG CHAN	BGC	30	0	0	60	0	0	0	0	60	0	30
38	4	BANG KHEN	BGN	90	30	30	30	0	0	0	0	30	0	60
39	4	BANG SU	BGS	150	120	60	30	0	0	30	0	30	60	60
40	4	CHAENG WATTHRNA	CWT	150	30	60	60	0	0	30	30	30	0	60
41	4	DON MUANG	DNM	120	60	90	90	0	60	30	120	90	60	60
42	4	LAT PHRAO 1	LTP 1	90	30	30	60	0	0	0	30	30	0	60
43	4	LAT PHRAO 2	LTP 2	60	0	30	60	0	0	0	0	60	0	30
44	4	NAWA NAKHON	NWN	0	0	0	0	0	0	0	0	0	0	0
45	4	NGAM WONG WAN	NWW		180	90	60	0	0	60	30	60	0	60
46	4	NONTHABURI	NTB			60	0	0	0	30	0	0	0	30
47	4	PAK KRET	PKK				0	30	0	90	0	0	0	30
48	4	RAM INTHRA	RIT					0	0	0	30	120	0	30
49	3	BANG BUA THONG	BBT						0	60	0	0	0	0
50	4	BANG PHUN	BAN						0	30	0	0	0	0
51	4	PATHUM THANI	PTT								0	0	0	0
52	4	RANG SIT	RST									30	0	0
53	4	SENA NIKHOM	SNN										0	30
54	4	THANYA BURI	TYB											0
55	1	KRUNG KASEH	KKM											
56	1	PATHUM WAN	PTW											
57	1	SAMRAN RAT	SRR											
58	1	SAMSEN	SMS											
59	2	TROK CHAN	TKC											
		Total		2,310	960	840	1,260	30	60	480	570	1,260	450	2,310

8-28 1997年の市内従属回線数(LE-LE) (6/6)

NO.	TEL AREA	Office Name	TRAF FROM	56	57	58	59	Total
				PTW	SFR	SMS	TKC	
1	3	LAT YA	LTY	30	120	0	30	1,410
2	3	THON BURI	TNB	60	150	30	30	1,950
3	3	BANG KHAE	BKE	30	90	0	30	1,140
4	3	BANG PHLAT	BGT	120	240	90	90	3,960
5	3	CHARAN SANITWONG	CSW	30	90	30	30	1,080
6	3	DAO KHANONG	DKN	60	90	0	60	1,440
7	3	EKKACHAI	EKC	90	120	0	60	1,980
8	3	NONG KHAEM	NGK	30	90	0	30	1,110
9	3	PHASI CHAROEN	PSN	30	60	30	30	630
10	3	PHRA PRADAENG	PPG	30	90	0	30	840
11	3	RAT BURANA	REN	30	90	0	30	660
12	3	MUBAN SETTHAKIT	MSK	30	60	0	0	330
13	1	PHLOEN CHIT	PNC	330	390	90	150	7,590
14	1	SUKHUMWIT	SKW	90	120	30	60	2,430
15	1	SURAWONG	SRW	300	420	60	210	5,100
16	2	KHLONG TOEI	KTI	60	90	0	60	1,140
17	2	SATHUPRADIT	STD	60	60	0	180	1,050
18	2	THANON TOK	TNT	30	60	0	120	720
19	2	THUNG MAHAMEK	TMM	60	90	0	120	1,080
20	2	PHRA KHANONG	PKG	60	60	0	30	1,500
21	2	CHAIYRPHRUK	CYP	60	90	0	30	1,470
22	2	BANG NA	BNA	60	60	0	30	1,440
23	2	BANG PHLI	BPL	30	30	0	30	510
24	2	HUA MAK	HAM	120	150	30	60	2,460
24	2	KHLONG CHAN	KGC	90	120	30	60	2,460
25	2	LAT KRABANG	LKG	0	30	0	0	120
26	2	ON NUT	CNT	60	60	0	30	750
27	2	PU CHAO SAMING PHRA	PSP	90	150	0	60	1,350
28	2	SAMUT PRAKAN	SPK	30	60	0	0	150
30	2	BANG PU	BGU	0	0	0	0	0
31	2	BANG PHILI-BANG BO	BBB	0	0	0	0	0
32	2	PHRUK SACHAT	PSC	0	0	0	0	0
33	4	PHRAPHONYOTHIN	PYT	120	180	90	60	2,250
34	1	ASOK DIN DAENG	ASD	180	270	120	60	2,190
35	4	INTHAMARA	ITM	90	90	30	60	1,200
36	4	LAK SI	LKS	30	60	30	0	990
37	2	BANG CHAN	BGC	30	30	0	0	330
38	4	BANG KHEN	BGN	30	60	30	0	660
39	4	BANG SU	BGS	30	90	60	30	960
40	4	CHAENG WATTHRNA	CWT	30	60	30	0	780
41	4	DON MUANG	DM	60	90	30	30	1,170
42	4	LAT PHRAO 1	LTP 1	60	90	30	30	630
43	4	LAT PHRAO 2	LTP 2	30	60	30	30	390
44	4	NAWA NAKHON	NWN	0	0	0	0	0
45	4	NGAM WONG WAN	NWW	60	90	60	30	780
46	4	NONTHABURI	NTB	30	60	30	0	240
47	4	PAK KRET	PKK	30	60	30	0	270
48	4	RAM INTHRA	RIT	30	30	0	0	240
49	3	BANG BUA THONG	BBT	0	0	0	0	60
50	4	BANG PHUN	BAN	0	0	0	0	30
51	4	PATHUM THANI	PTT	0	30	30	0	60
52	4	RANG SIT	RST	0	30	0	0	60
53	4	SENA NIKHOM	SN	30	30	0	0	90
54	4	THANYA BURI	TYB	0	30	0	0	30
55	1	KRUNG KASEH	KKM	90	210	90	30	420
56	1	PATHUM WAN	PTW		240	30	120	390
57	1	SAMRAN RAT	SFR			90	90	180
58	1	SAMSEN	SMS				0	0
59	2	TROK CHAN	TKC					0
		Total		3,060	5,220	1,260	2,250	

8-29 1997年の市内従属回線数 (LE-TM)

TEL NO.	RE	Office Name	TRAF. FROM	1 LTY	2 PNC	3 PKG	4 PYT	5 LKS	6 KKM	Total
1	3	LAT YA	LTY	0	45	45	18	90	30	228
2	3	THON BURI	TNB	0	30	60	30	60	18	198
3	3	BANG KHAE	BKE	0	45	60	18	90	45	258
4	3	BANG PHLAT	BGT	0	45	75	18	146	45	329
5	3	CHARAN SANITWONG	CSW	0	45	60	30	90	30	255
6	3	DAO KHANONG	DKN	0	45	60	0	90	30	225
7	3	EKKACHAI	EKC	0	60	60	30	105	45	300
8	3	NONG KHAEM	NGK	0	30	60	30	75	30	225
9	3	PHASI CHAROEN	PSN	0	60	60	30	75	30	255
10	3	PHRA PRADAENG	PPG	0	45	75	18	90	30	258
11	3	RAT BURANA	REN	0	45	60	18	90	30	243
12	3	MUBAN SETTHAKIT	MSK	0	45	45	18	60	30	198
13	1	PHLOEN CHIT	PNC	101	0	90	18	187	45	441
14	1	SUKHUMWIT	SKW	101	0	105	45	131	18	400
15	1	SURAWONG	SRW	86	0	86	30	126	18	346
16	2	KHLONG TOEI	KTI	86	0	60	30	115	18	309
17	2	SATHUPRADIT	STD	75	0	72	18	101	30	296
18	2	THANON TOK	TNT	72	0	45	0	86	45	248
19	2	THUNG MAHAMEK	TMM	86	0	72	30	97	30	315
20	2	PHRA KHANONG	PKG	75	60	0	30	75	45	285
21	2	CHAIYRPHRUK	CYP	60	45	0	18	75	45	243
22	2	BANG NA	BNA	90	30	0	18	101	45	284
23	2	BANG PHLI	BPL	75	60	0	18	115	30	298
24	2	HUA MAK	HAM	75	45	0	18	101	45	284
24	2	KHLONG CHAN	KGC	90	60	0	30	160	45	385
25	2	LAT KRABANG	LKG	45	60	0	30	60	18	213
26	2	ON NUT	ONT	75	45	0	18	115	30	283
27	2	PU CHAO SAMING PHRA	PSP	115	18	0	30	115	45	323
28	2	SAMUT PRAKAN	SPK	75	60	0	18	75	30	258
30	2	BANG PU	BGU	30	30	0	18	30	18	126
31	2	BANG PHILI-BANG BO	BBB	18	30	0	0	18	18	84
32	2	PHRUK SACHAT	PSC	18	30	0	18	30	18	114
33	4	PHRHO NYOTHIN	PYT	97	82	111	0	170	56	516
34	1	ASOK DIN DAENG	ASD	126	86	97	0	170	56	535
35	4	INTHAMARA	ITM	86	72	86	0	126	56	426
36	4	LAK SI	LKS	75	60	60	30	0	45	270
37	2	BANG CHAN	BGC	60	45	60	30	0	30	225
38	4	BANG KHEN	BGN	75	60	60	18	0	18	231
39	4	BANG SU	BGS	90	60	75	30	0	30	285
40	4	CHAENG WATTHRANA	CWT	90	60	45	30	0	45	270
41	4	DON MUANG	DNM	75	45	105	45	0	60	330
42	4	LAT PHRAO 1	LTP 1	90	45	90	18	0	30	273
43	4	LAT PHRAO 2	LTP 2	90	45	60	18	0	45	258
44	4	NAWA NAKHON	NWN	18	30	30	18	0	18	114
45	4	NGAM WONG WAN	NWW	75	45	115	18	0	30	283
46	4	NONTHABURI	NTB	60	60	60	30	0	60	270
47	4	PAK KRET	PKK	90	60	60	30	0	30	270
48	4	RAM INTHRA	RIT	105	75	60	18	0	45	303
49	3	BANG BUA THONG	BBT	18	18	18	18	0	18	90
50	4	BANG PHUN	BAN	18	30	30	18	0	18	114
51	4	PATHUM THANI	PTT	45	30	45	18	0	30	168
52	4	RANG SIT	RST	45	30	60	30	0	30	195
53	4	SENA NIKHOM	SNW	90	60	60	30	0	30	270
54	4	THANYA BURI	TYB	45	45	45	18	0	30	183
55	1	KRUNG KASEH	KKM	72	56	101	30	126	0	385
56	1	PATHUM WAN	PTW	111	56	111	18	142	0	438
57	1	SAMRAN RAT	SFR	126	82	97	30	111	0	446
58	1	SAMSEN	SMS	86	56	97	30	111	0	380
59	2	TROK CHAN	TKC	101	42	97	30	126	0	396
		Total		3,507	2,548	3,185	1,296	4,056	1,839	

8-30 1997年の市内独立回線数(TM-LE)

TEL. NO.	RE	Office Name	TRAF. FROM	1 LTY	2 PNC	3 PKG	4 PYT	5 LKS	6 KKM	Total
1	3	LAT YA	LTY	457						457
2	3	THON BURI	TNB	491						491
3	3	BANG KHAE	BKE	519						519
4	3	BANG PHLAT	BGT	556						556
5	3	CHARAN SANITWONG	CSW	455						455
6	3	DAO KHANONG	DKN	478						478
7	3	EKKACHAI	EKC	449						449
8	3	NONG KHAEM	NGK	505						505
9	3	PHASI CHAROEN	PSN	450						450
10	3	PHRA PRADAENG	PPG	442						442
11	3	RAT BURANA	FBN	438						438
12	3	MUBAN SETTHAKIT	MSK	517						517
13	1	PHLOEN CHIT	FNC		492					492
14	1	SUKHUMWIT	SKW		356					356
15	1	SURAWONG	SRW		540					540
16	2	KHLONG TOEI	KTI		378					378
17	2	SATHUPRADIT	STD		421					421
18	2	THANON TOK	TNT		384					384
19	2	THUNG MAHAMEK	TMM		531					531
20	2	PHRA KHANONG	PKG			523				523
21	2	CHAIYAPHRUK	CYP			456				456
22	2	BANG NA	BNA			464				464
23	2	BANG PHLI	BPL			432				432
24	2	HUA MAK	HAM			472				472
24	2	KHLONG CHAN	KGC			565				565
25	2	LAT KRABANG	LKG			342				342
26	2	ON NUT	ONT			458				458
27	2	PU CHAO SAMING PHRA	PSP			520				520
28	2	SAMUT PRAKAN	SPK			521				521
30	2	BANG PU	BGU			297				297
31	2	BANG PHILI-BANG BO	BBB			209				209
32	2	PHRUK SACHAT	PSC			235				235
33	4	PHRONGYOTHIN	PYT				433			433
34	1	ASOK DIN DAENG	ASD				439			439
35	4	INTHAMARA	ITM				352			352
36	4	LAK SI	LKS					544		544
37	2	BANG CHAN	BCC					447		447
38	4	BANG KHEN	BGN					469		469
39	4	BANG SU	BGS					489		489
40	4	CHAENG WATTHANA	CWT					568		568
41	4	DON MUANG	DNM					548		548
42	4	LAT PHRAO 1	LTP 1					526		526
43	4	LAT PHRAO 2	LTP 2					549		549
44	4	NAWA NAKHON	NWN					199		199
45	4	NGAM WONG WAN	NWW					493		493
46	4	NONHABURI	NTB					485		485
47	4	PAK KRET	PKK					461		461
48	4	RAM INTHRA	RIT					437		437
49	3	BANG BUA THONG	BBT					287		287
50	4	BANG PHUN	BAN					289		289
51	4	PATHUM THANI	PTT					445		445
52	4	RANG SIT	RST					412		412
53	4	SENA NIKHOM	SNV					475		475
54	4	THANYA BURI	TYB					341		341
55	1	KRUNG KASEH	KKM						376	376
56	1	PATHUM WAN	PTW						396	396
57	1	SAMRAN RAT	SPR						459	459
58	1	SAMSEN	SMS						434	434
59	2	TROK CHAN	TKC						408	408
		Total		5,757	3,102	5,494	1,224	8,464	2,073	

8-31 1997年の市内独立回線数(TM-TM)

	TEL.		TRAF.	1	2	3	4	5	6
NO.	AREA	Office Name	FROM	LTY	PNC	PKG	PYT	LKS	KKM
1	3	LAT YA	LTY		123	197	51	249	110
2	1	PHLOEN CHIT	PNC			105	34	107	75
3	2	PHRA KHANONG	PKG				57	169	54
4	4	PHRHONYOTHIN	PYT					67	56
5	4	LAK SI	LKS						94
6	1	KRUNGKASEM	KKM						
		Total		0	123	302	142	592	389

8-32 1997年のISD 回線数(LE-TM)

TEL. NO.	RE	Office Name	TRAF. FROM	1 LTY	2 PNC	3 PKG	4 PYT	5 LKS	6 KKM	Total
1	3	LAT YA	LTY	11						11
2	3	THON BURI	TNB	10						10
3	3	BANG KHAE	BKE	10						10
4	3	BANG PHLAT	BGT	14						14
5	3	CHARAN SANITWONG	CSW	5						5
6	3	DAO KHANONG	DKN	9						9
7	3	EKKACHAI	EKC	15						15
8	3	NONG KHAEM	NGK	16						16
9	3	PHASI CHAROEN	PSN	10						10
10	3	PHRA PRADAENG	PPG	9						9
11	3	RAT BURANA	FBN	8						8
12	3	MUBAN SETTHAKIT	MSK	12						12
13	1	PHLOEN CHIT	PNC		196					196
14	1	SUKHUMWIT	SKW		54					54
15	1	SURAWONG	SRW		291					291
16	2	KHLONG TOEI	KTI		26					26
17	2	SATHUPRADIT	STD		10					10
18	2	THANON TOK	TNT		12					12
19	2	THUNG MAHAMEK	TMM		18					18
20	2	PHRA KHANONG	PKG			56				56
21	2	CHAIYRPHRUK	CYP			55				55
22	2	BANG NA	BNA			22				22
23	2	BANG PHLI	BPL			13				13
24	2	HUA MAK	HAM			32				32
24	2	KHLONG CHAN	KGC			13				13
25	2	LAT KRABANG	LKG			12				12
26	2	ON NUT	ONT			10				10
27	2	PU CHAO SAMING PHRA	PSP			44				44
28	2	SAMUT PRAKAN	SPK			11				11
30	2	BANG PU	BGU			7				7
31	2	BANG PHILI-BANG BO	BBB			5				5
32	2	PHRUK SACHAT	PSC			7				7
33	4	PHRACHONYOTHIN	PYT				29			29
34	1	ASOK DIN DAENG	ASD				29			29
35	4	INTHAMARA	ITM				17			17
36	4	LAK SI	LKS					25		25
37	2	BANG CHAN	BGC					3		3
38	4	BANG KHEN	BGN					11		11
39	4	BANG SU	BGS					13		13
40	4	CHAENG WATTHRNA	CWT					9		9
41	4	DON MUANG	DNM					38		38
42	4	LAT PHRAO 1	LTP 1					16		16
43	4	LAT PHRAO 2	LTP 2					12		12
44	4	NAWA NAKHON	NWN					14		14
45	4	NGAM WONG WAN	NWW					7		7
46	4	NONHABURI	NTB					4		4
47	4	PAK KRET	PKK					3		3
48	4	RAM INTHRA	RIT					8		8
49	3	BANG BUA THONG	BBT					2		2
50	4	BANG PHUN	BAN					8		8
51	4	PATHUM THANI	PTT					3		3
52	4	RANG SIT	RST					14		14
53	4	SENA NIKHOM	SNN					8		8
54	4	THANYA BURI	TYB					33		33
55	1	KRUNG KASEH	KKM						29	29
56	1	PATHUM WAN	PTW						21	21
57	1	SAMRAN RAT	SRR						61	61
58	1	SAMSEN	SMS						6	6
59	2	TROK CHAN	TKC						19	19
		Total		129	607	287	75	231	136	

8-33 1997年のISD 回線数(TM-TC)

	TEL.				1	2	3	4	
NO.	AREA	TANDEM			LTY	PKG	LKS	KKM	TOTAL
1	3	LAT YA	LTY	02	17	60	0	0	77
2	1	PHLOEN CHIT	PNC	02	16	540	0	0	556
3	2	PHRA KHANONG	PKG	02	30	9	0	180	219
4	4	PHRHONYOTHIN	PYT	02	0	4	60	0	64
5	4	LAK SI	LKS	02	0	120	28	0	148
6	1	KRUNGKASEM	KKM	02	90	0	30	0	120
		TOTAL			153	733	118	180	

8-34 1997年のISD 回線数(TC-ITSC)

	TEL.						
NO.	AREA	TERTIARY CENTER			TRF	CH	SYS
1	3	LAT YA	LTY	02	110.54	128	5
2	2	PHRA KHANONG	PKG	02	666.03	694	24
3	4	LAK SI	LKS	02	81.63	98	4
4	1	KRUNGKASEM	KKM	02	160.41	180	6
		TOTAL			1,018.61	1,100	39

8-35 2002年の市内従属回線数(LB-LB) (1/6)

NO.	TEL.		TRAF. FROM	1	2	3	4	5	6	7	8	9	10	11	12
	AREA	Office Name		LTY	TNB	BKE	BGT	CSW	DKN	EKC	NGK	PSN	PPG	FEN	MSK
1	3	LAT YA	LTY		90	30	60	30	60	120	30	30	30	60	30
2	3	THON BURI	TNB			90	120	90	90	180	60	60	30	60	30
3	3	BANG KHAE	BKE				120	90	60	120	60	150	30	60	60
4	3	BANG PHLAT	BGT					180	60	150	150	120	30	60	120
5	3	CHARAN SANITWONG	CSW												
6	3	DAOKHANONG	DKN												
7	3	EKKACHAI	EKC								150	150	120	210	120
8	3	NONG KHAEM	NGK												
9	3	PHASI CHAROEN	PSN										30	30	150
10	3	PHRA PRADAENG	PPG											120	30
11	3	RAT BURANA	FEN												30
12	3	MUBAN SETTHAKIT	MSK												
13	1	PHLOEN CHIT	PNC												
14	1	SUKHUMWIT	SKW												
15	1	SURAWONG	SRW												
16	2	KHLONG TOEI	KTI												
17	2	SATHUPRADIT	STD												
18	2	THANON TOK	TNT												
19	2	THUNG MAHAMEK	TMM												
20	2	PHRA KHANONG	PKG												
21	2	CHAIYRPHRUK	CYP												
22	2	BANG NA	BNA												
23	2	BANG PHLI	BPL												
24	2	HUA MAK	HAM												
24	2	KHLONG CHAN	KGC												
25	2	LAT KRABANG	LKG												
26	2	ON NUT	ONT												
27	2	PU CHAO SAMING PHRA	PSP												
28	2	SAMUT PRAKAN	SPK												
30	2	BANG PU	BGU												
31	2	BANG PHILI-BANG BO	BBB												
32	2	PHRUK SACHAT	PSC												
33	4	PHRHOYOTHIN	PYT												
34	1	ASOK DIN DAENG	ASD												
35	4	INTHAMARA	ITM												
36	4	LAK SI	LKS												
37	2	BANG CHAN	BGC												
38	4	BANG KHEN	BGN												
39	4	BANG SU	BGS												
40	4	CHAENG WATTHRANA	CWT												
41	4	DON MUANG	DNM												
42	4	LAT PHRAO 1	LTP 1												
43	4	LAT PHRAO 2	LTP 2												
44	4	NAWA NAKHON	NWN												
45	4	NGAM WONG WAN	NWW												
46	4	NONTHABURI	NTB												
47	4	PAK KRET	PKK												
48	4	RAM INTHRA	RIT												
49	3	BANG BUA THONG	BBT												
50	4	BANG PHUN	BAN												
51	4	PATHUM THANI	PTT												
52	4	RANG SIT	RST												
53	4	SENA NIKHOM	SNV												
54	4	THANYA BURI	TYB												
55	1	KRUNG KASEH	KKM												
56	1	PATHUM WAN	PTW												
57	1	SAMRAN RAT	SFR												
58	1	SAMSEN	SMS												
59	2	TROK CHAN	TKC												
		Total		0	90	120	300	390	300	930	570	780	390	780	960

8-35 2002年の市内従属回線数(LE-LE) (2/6)

NO.	TEL		TRAF FROM	13	14	15	16	17	18	19	20	21	22
	AREA	Office Name		PNC	SKW	SRW	KTI	STD	TNT	TMM	PKG	CYP	BNA
1	3	LAT YA	LTY	90	30	90	0	30	30	30	30	30	30
2	3	THON BURI	TNB	120	30	120	0	30	30	30	30	30	30
3	3	BANG KHAE	BKE	90	30	90	0	30	30	30	0	0	30
4	3	BANG PHLAT	BGT	330	90	240	60	60	30	60	90	60	60
5	3	CHARAN SANITWONG	CSW	90	30	60	0	0	0	30	30	30	30
6	3	DAO KHANONG	DKN	90	30	120	30	30	60	30	30	30	30
7	3	EKKACHAI	EKC	150	60	180	30	90	90	60	30	30	30
8	3	NONG KHAEM	NGK	120	30	150	30	60	0	30	0	0	30
9	3	PHASI CHAROEN	PSN	90	30	90	0	30	30	30	30	0	30
10	3	PHRA PRADAENG	PPG	90	30	120	30	30	30	30	30	30	30
11	3	RAT BURANA	REN	90	30	90	30	60	30	30	30	30	30
12	3	MUBAN SETTHAKIT	MSK	90	30	120	0	30	0	30	0	0	0
13	1	PHLOEN CHIT	PNC		420	1,140	210	150	120	300	210	300	210
14	1	SUKHUMWIT	SKW			300	90	60	30	90	120	150	90
15	1	SURAWONG	SRW				180	180	120	270	150	150	150
16	2	KHLONG TOEI	KTI					60	30	60	60	60	60
17	2	SATHUPRADIT	STD						150	150	60	30	60
18	2	THANON TOK	TNT							90	30	30	30
19	2	THUNG MAHAMEK	TMM								60	60	60
20	2	PHRA KHANONG	PKG									120	180
21	2	CHAIYRPHRUK	CYP										90
22	2	BANG NA	BNA										
23	2	BANG PHLI	BPL										
24	2	HUA MAK	HAM										
24	2	KHLONG CHAN	KGC										
25	2	LAT KRABANG	LKG										
26	2	ON NUT	ONT										
27	2	PU CHAO SAMING PHRA	PSP										
28	2	SAMUT PRAKAN	SPK										
30	2	BANG PU	BGU										
31	2	BANG PHILI-BANG BO	BBB										
32	2	PHRUK SACHAT	PSC										
33	4	PHRHOYOTHIN	PYT										
34	1	ASOK DIN DAENG	ASD										
35	4	INTHAMARA	ITM										
36	4	LAK SI	LKS										
37	2	BANG CHAN	BGC										
38	4	BANG KHEN	BGN										
39	4	BANG SU	BGS										
40	4	CHAENG WATTHRANA	CWT										
41	4	DON MUANG	DNM										
42	4	LAT PHRAO 1	LTP 1										
43	4	LAT PHRAO 2	LTP 2										
44	4	NAWA NAKHON	NWN										
45	4	NGAM WONG WAN	NWW										
46	4	NONHABURI	NTB										
47	4	PAK KRET	PKK										
48	4	RAM INTHRA	RIT										
49	3	BANG BUA THONG	BBT										
50	4	BANG PHUN	BAN										
51	4	PATHUM THANI	PTT										
52	4	RANG SIT	RST										
53	4	SENA NIKHOM	SN										
54	4	THANYA BURI	TYB										
55	1	KRUNG KASEH	KKM										
56	1	PATHUM WAN	PTW										
57	1	SAMRAN RAT	SPR										
58	1	SAMSEN	SMS										
59	2	TROK CHAN	TKC										
		Total		1,440	870	2,910	690	930	810	1,380	1,020	1,170	1,290

8-35 2002年の市内従属回線数(LE-LE) (3/6)

NO.	TEL AREA	Office Name	TRAF FROM	23	24	24	25	26	27	28	30	31	32
				BPL	HAM	KCC	LKG	ONT	PSP	SPK	BGU	BBB	PSC
1	3	LAT YA	LTY	0	30	30	0	30	30	0	0	0	0
2	3	THON BURI	TNB	0	30	30	0	30	30	0	0	0	0
3	3	BANG KHAE	BKE	0	30	30	0	30	30	0	0	0	0
4	3	BANG PHLAT	BGT	30	180	180	0	90	120	30	0	0	0
5	3	CHARAN SANITWONG	CSW	0	30	60	0	0	30	0	0	0	0
6	3	DAO KHANONG	DKN	0	30	30	0	0	60	0	0	0	0
7	3	EKKACHAI	EKC	30	60	60	0	30	120	30	0	0	0
8	3	NONG KHAEM	NGK	0	30	30	0	30	60	0	0	0	0
9	3	PHASI CHAROEN	PSN	0	30	30	0	30	60	0	0	0	0
10	3	PHRA PRADAENG	PPG	30	30	30	0	0	150	60	0	0	0
11	3	RAT BURANA	REN	30	30	30	0	30	60	0	0	0	0
12	3	MUBAN SETTHAKIT	MSK	0	30	30	0	0	30	0	0	0	0
13	1	PHLOEN CHIT	PNC	120	390	390	120	210	300	90	30	0	30
14	1	SUKHUMWIT	SKW	60	150	120	30	90	120	30	0	0	0
15	1	SURAWONG	SFW	90	270	270	60	150	300	90	30	0	0
16	2	KHLONG TOEI	KTI	30	60	60	0	30	90	30	0	0	0
17	2	SATHUPRADIT	STD	30	60	60	0	30	120	30	0	0	0
18	2	THANON TOK	TNT	0	60	30	0	30	60	0	0	0	0
19	2	THUNG MAHAMEK	TMM	30	60	60	0	60	90	30	0	0	0
20	2	PHRA KHANONG	PKG	60	120	150	60	180	180	60	30	0	0
21	2	CHAIYRPHRUK	CYP	30	150	120	30	90	120	30	0	0	0
22	2	BANG NA	BNA	120	90	120	30	120	360	90	30	0	0
23	2	BANG PHLI	BPL		90	90	30	60	240	60	60	30	0
24	2	HUA MAK	HAM			300	30	180	150	60	30	0	0
24	2	KHLONG CHAN	KCC				30	210	150	30	30	0	0
25	2	LAT KRABANG	LKG					60	30	0	0	0	30
26	2	ON NUT	ONT						90	30	0	0	0
27	2	PU CHAO SAMING PHRA	PSP							300	90	30	0
28	2	SAMUT PRAKAN	SPK								30	0	0
30	2	BANG PU	BGU									0	0
31	2	BANG PHILI-BANG BO	BBB										0
32	2	PHRUK SACHAT	PSC										
33	4	PHRHOYOTHIN	PYT										
34	1	ASOK DIN DAENG	ASD										
35	4	INTHAMARA	ITM										
36	4	LAK SI	LKS										
37	2	BANG CHAN	BGC										
38	4	BANG KHEN	BGN										
39	4	BANG SU	BGS										
40	4	CHAENG WATTHRNA	CWT										
41	4	DON MUANG	DNM										
42	4	LAT PHRAO 1	LTP 1										
43	4	LAT PHRAO 2	LTP 2										
44	4	NAWA NAKHON	NWN										
45	4	NGAM WONG WAN	NWW										
46	4	NONTHABURI	NTB										
47	4	PAK KRET	PKK										
48	4	RAM INTHRA	RIT										
49	3	BANG BUA THONG	BBT										
50	4	BANG PHUN	BAN										
51	4	PATHUM THANI	PTT										
52	4	RANG SIT	RST										
53	4	SENA NIKHOM	SNN										
54	4	THANYA BURI	TYB										
55	1	KRUNG KASEH	KKM										
56	1	PATHUM WAN	PTW										
57	1	SAMRAN RAT	SRR										
58	1	SAMSEN	SMS										
59	2	TROK CHAN	TKC										
		Total		690	2,040	2,340	420	1,800	3,180	1,080	360	60	60

8-35 2002年の市内従属回線数(LE-LE) (4/6)

NO.	TEL. AREA	Office Name	TRAF. FROM	33 PYF	34 ASD	35 ITM	36 LKS	37 EGC	38 EGN	39 EGS	40 CWT	41 DNM	42 LTP 1
1	3	LAT YA	LTY	30	60	30	0	0	0	0	0	30	0
2	3	THON BURI	TNB	30	60	30	30	0	0	30	30	30	30
3	3	BANG KHAE	BKE	30	60	30	30	0	0	30	30	30	0
4	3	BANG PHLAT	BGT	180	240	90	60	30	60	150	90	120	90
5	3	CHARAN SANITWONG	CSW	60	90	30	30	0	0	30	30	30	30
6	3	DAO KHANONG	DKN	30	60	30	0	0	0	0	30	30	0
7	3	EKKACHAI	EKC	60	90	30	30	30	0	30	30	30	30
8	3	NONG KHAEM	NGK	30	60	30	30	0	0	30	30	30	30
9	3	PHASI CHAROEN	PSN	30	60	0	30	0	0	30	0	30	0
10	3	PHRA PRADAENG	PPG	30	60	30	0	0	0	0	0	30	0
11	3	RAT BURANA	REN	30	30	30	0	0	0	30	0	30	0
12	3	MUBAN SETTHAKIT	MSK	30	30	0	0	0	0	30	0	30	0
13	1	PHLOEN CHIT	PNC	450	600	240	150	60	120	120	180	300	210
14	1	SUKHUMWIT	SKW	60	120	90	60	30	30	30	30	90	60
15	1	SURAWONG	SFW	270	390	120	120	60	90	90	150	210	150
16	2	KHLONG TOEI	KTI	60	90	30	30	0	0	30	30	60	30
17	2	SATHUPRADIT	STD	30	60	30	30	0	0	0	30	30	30
18	2	THANONTOK	TNT	30	60	30	0	0	0	0	0	30	0
19	2	THUNG MAHAMEK	TMM	60	90	30	30	0	0	30	30	60	30
20	2	PHRA KHANONG	PKG	90	90	60	30	30	30	30	30	60	30
21	2	CHAIYRPHRUK	CYP	90	120	60	30	30	30	30	30	30	30
22	2	BANG NA	BNA	60	90	60	30	30	30	30	30	30	30
23	2	BANG PHLI	BPL	30	60	0	30	30	0	0	0	30	30
24	2	HUA MAK	HAM	150	210	120	60	90	60	60	60	90	90
24	2	KHLONG CHAN	KGC	210	240	180	120	180	90	90	120	150	150
25	2	LAT KRABANG	LKG	30	30	0	0	30	0	0	0	0	0
26	2	ON NUT	ONT	90	120	60	30	30	30	30	30	60	60
27	2	PU CHAO SAMING PHRA	PSP	90	150	90	60	60	30	60	30	60	60
28	2	SAMUT PRAKAN	SPK	30	30	0	0	0	0	0	0	30	0
30	2	BANG PU	BGU	0	0	0	0	0	0	0	0	0	0
31	2	BANG PHILI-BANG BO	BBB	0	0	0	0	0	0	0	0	0	0
32	2	PHRUK SACHAT	PSC	0	0	0	0	0	0	0	0	0	0
33	4	PHRAPHONOTHIN	PYT		270	210	150	30	90	120	150	180	150
34	1	ASOK DIN DAENG	ASD			240	150	60	90	90	150	210	150
35	4	INTHAMARA	ITM				90	30	60	60	90	150	120
36	4	LAK SI	LKS					30	90	60	120	330	90
37	2	BANG CHAN	BGC						30	30	30	30	30
38	4	BANG KHEN	BGN							30	90	90	90
39	4	BANG SU	BGS								90	60	60
40	4	CHAENG WATTHRANA	CWT									210	90
41	4	DON MUANG	DNM										150
42	4	LAT PHRAO 1	LTP 1										
43	4	LAT PHRAO 2	LTP 2										
44	4	NAWA NAKHON	NWN										
45	4	NGAMWONG WAN	NWW										
46	4	NONTHABURI	NTB										
47	4	PAK KRET	PKK										
48	4	RAM INTHRA	RIT										
49	3	BANG BUA THONG	BBT										
50	4	BANG PHUN	BAN										
51	4	PATHUM THANI	PTT										
52	4	RANG SIT	RST										
53	4	SENA NIKHOM	SNN										
54	4	THANYA BURI	TYB										
55	1	KRUNG KASEH	KKM										
56	1	PATHUM WAN	PTW										
57	1	SAMRAN RAT	SRR										
58	1	SAMSEN	SMS										
59	2	TROK CHAN	TKC										
		Total		2,400	3,720	2,010	1,440	870	960	1,410	1,770	3,030	2,130

8-35 2002年の市内従属回線数(LE-LE) (5/6)

NO.	TEL AREA	Office Name	TRAF FROM	43	44	45	46	47	48	49	50	51	52
				LTP 2	MVN	NWW	NTB	PKK	RIT	BBT	BAN	PTT	RST
1	3	LAT YA	LTY	0	0	30	0	0	0	0	0	0	0
2	3	THON BURI	TNB	30	0	30	0	0	30	0	0	0	0
3	3	BANG KHAE	BKE	30	0	30	0	0	30	0	0	0	0
4	3	BANG PHLAT	BGT	90	0	210	150	90	60	0	0	60	30
5	3	CHARAN SANITWONG	CSW	30	0	60	30	0	30	0	0	0	0
6	3	DAO KHANONG	DKN	0	0	30	0	0	0	0	0	0	0
7	3	EKKACHAI	EKC	30	0	60	30	30	30	0	0	0	0
8	3	NONG KHAEM	NGK	0	0	30	0	0	0	0	0	0	0
9	3	PHASI CHAROEN	PSN	0	0	30	30	0	0	0	0	0	0
10	3	PHRA PRADAENG	PPG	0	0	30	0	0	0	0	0	0	0
11	3	RAT BURANA	REN	0	0	30	0	0	0	0	0	0	0
12	3	MUBAN SETTHAKIT	MSK	0	0	30	0	0	0	0	0	0	0
13	1	PHLOEN CHIT	PNC	150	30	240	120	90	120	0	30	60	90
14	1	SUKHUMWIT	SKW	60	0	60	0	30	30	0	0	0	30
15	1	SURAWONG	SRW	120	30	150	60	60	60	0	30	30	60
16	2	KHLONG TOEI	KTI	30	0	30	0	0	30	0	0	0	0
17	2	SATHUPRADIT	STD	30	0	30	30	0	0	0	0	0	0
18	2	THANON TOK	TNT	0	0	30	0	0	0	0	0	0	0
19	2	THUNG MAHAMEK	TMM	30	0	60	30	0	30	0	0	0	0
20	2	PHRA KHANONG	PKG	90	0	60	0	0	30	0	0	0	0
21	2	CHAIYRPHRUK	CYP	60	0	60	30	0	30	0	0	0	0
22	2	BANG NA	BNA	30	0	60	0	0	30	0	0	0	0
23	2	BANG PHLI	BPL	30	0	30	0	0	0	0	0	0	0
24	2	HUA MAK	HAM	150	0	90	30	30	120	0	0	0	30
24	2	KHLONG CHAN	KGC	240	0	180	120	30	300	0	0	30	30
25	2	LAT KRABANG	LKG	0	0	0	0	0	0	0	0	0	0
26	2	ON NUT	ONT	60	0	60	0	0	60	0	0	0	30
27	2	PU CHAO SAMING PHRA	PSP	90	0	60	30	30	60	0	0	0	0
28	2	SAMUT PRAKAN	SPK	0	0	30	0	0	0	0	0	0	0
30	2	BANG PU	BGU	0	0	0	0	0	0	0	0	0	0
31	2	BANG PHILI-BANG BO	BBB	0	0	0	0	0	0	0	0	0	0
32	2	PHRUK SACHAT	PSC	0	0	0	0	0	0	0	0	0	0
33	4	PHRHOYOTHIN	PYT	90	0	180	60	30	90	0	30	30	60
34	1	ASOK DIN DAENG	ASD	120	0	210	90	60	90	0	30	30	60
35	4	INTHAMARA	ITM	120	0	150	30	30	60	0	0	30	30
36	4	LAK SI	LKS	60	0	150	30	60	150	0	30	30	90
37	2	BANG CHAN	BGC	60	0	30	0	0	90	0	0	0	0
38	4	BANG KHEN	BGN	60	0	120	30	30	60	0	0	0	30
39	4	BANG SU	BGS	30	30	210	150	60	30	0	0	30	30
40	4	CHAENG WATTHRNA	CWT	60	0	240	90	120	90	30	30	60	60
41	4	DON MUANG	DNM	90	30	180	120	120	150	30	90	60	240
42	4	LAT PHRAO 1	LTP 1	120	0	120	30	30	60	0	0	0	30
43	4	LAT PHRAO 2	LTP 2		0	120	30	30	120	0	0	0	30
44	4	NAWA NAKHON	NWN			0	0	0	0	0	0	0	0
45	4	NGAM WONG WAN	NWW				300	150	120	30	0	90	60
46	4	NONTHABURI	NTB					90	30	0	0	60	30
47	4	PAK KRET	PKK						30	30	0	150	30
48	4	RAM INTHRA	RIT							0	0	0	60
49	3	BANG BUA THONG	BBT								0	60	0
50	4	BANG PHUN	BAN									0	60
51	4	PATHUM THANI	PTT										30
52	4	RANG SIT	RST										
53	4	SENA NIKHOM	SNN										
54	4	THANYA BURI	TYB										
55	1	KRUNG KASEH	KKM										
56	1	PATHUM WAN	PTW										
57	1	SAMRAN RAT	SRR										
58	1	SAMSEN	SMS										
59	2	TROK CHAN	TKC										
		Total		2,190	120	3,540	1,650	1,200	2,250	120	270	810	1,230

8-35 2002年の市内従属回線数(LE-LB) (6/6)

NO.	TEL AREA	Office Name	TRAF FROM	53	54	55	56	57	58	59	Total
				SNK	TYB	KKM	PTW	SFR	SMS	TKC	
1	3	LAT YA	LTY	0	0	30	30	90	0	30	1,440
2	3	THON BURI	TNB	0	0	30	60	120	30	30	2,010
3	3	BANG KHAE	BKE	30	0	30	60	90	0	60	1,800
4	3	BANG PHLAT	BGT	60	30	180	120	270	90	90	5,220
5	3	CHARAN SANITWONG	CSW	0	0	60	30	90	30	30	1,440
6	3	DAO KHANONG	DKN	0	0	30	60	90	0	60	1,680
7	3	EKKACHAI	EKC	30	0	60	120	150	0	90	2,820
8	3	NONG KHAEM	NGK	0	0	30	30	120	0	30	1,650
9	3	PHASI CHAROEN	PSN	0	0	30	30	90	30	60	1,200
10	3	PHRA PRADAENG	PPG	0	0	30	30	120	0	30	1,290
11	3	RAT BURANA	REN	0	0	30	30	90	0	30	1,020
12	3	MUBAN SETTHAKIT	MSK	0	0	30	30	90	0	30	720
13	1	PHLOEN CHIT	PNC	90	120	270	360	420	120	180	9,660
14	1	SUKHUMWIT	SKW	30	60	30	90	90	30	60	2,730
15	1	SURAWONG	SFW	60	60	180	300	420	60	210	6,000
16	2	KHLONG TOEI	KTI	0	0	30	60	90	0	60	1,320
17	2	SATHUPRADIT	STD	0	30	0	60	90	0	210	1,500
18	2	THANONTOK	TNT	0	0	0	60	60	0	120	780
19	2	THUNG MAHAMEK	TMM	0	0	60	60	90	0	150	1,380
20	2	PHRA KHANONG	PKG	30	0	60	60	90	0	60	2,100
21	2	CHAIYRPHRUK	CYP	30	0	30	60	90	0	30	1,560
22	2	BANG NA	BNA	30	0	30	60	60	0	30	1,710
23	2	BANG PHLI	BPL	0	0	0	60	30	0	30	1,050
24	2	HUA MAK	HAM	90	30	60	120	120	30	60	2,700
24	2	KHLONG CHAN	KGC	210	30	90	90	150	60	90	3,630
25	2	LAT KRABANG	LKG	0	0	0	0	30	0	0	240
26	2	ON NUT	ONT	60	0	30	60	90	0	30	1,140
27	2	PU CHAO SAMING PHRA	PSP	30	30	30	90	150	0	90	1,800
28	2	SAMUT PRAKAN	SPK	0	0	30	30	60	0	30	300
30	2	BANG PU	BJU	0	0	0	0	0	0	0	0
31	2	BANG PHILI-BANG BO	BBB	0	0	0	0	0	0	0	0
32	2	PHRUK SACHAT	PSC	0	0	0	0	0	0	0	0
33	4	PHRHONYOTHIN	PYT	60	30	150	120	180	90	90	2,640
34	1	ASOK DIN DAENG	ASD	60	30	180	180	270	120	60	2,730
35	4	INTHAMARA	ITM	60	0	60	90	90	60	60	1,470
36	4	LAK SI	LKS	90	60	60	60	60	30	30	1,710
37	2	BANG CHAN	BCC	60	0	30	30	30	0	0	480
38	4	BANG KHEN	BGN	60	0	60	30	60	30	30	900
39	4	BANG SU	BGS	30	60	60	30	90	60	30	1,140
40	4	CHAENG WATTHRANA	CWT	60	0	60	60	90	60	30	1,440
41	4	DON MUANG	DNM	120	90	90	90	120	60	30	1,860
42	4	LAT PHRAO 1	LTP 1	60	0	60	60	60	30	30	690
43	4	LAT PHRAO 2	LTP 2	90	0	30	60	90	30	30	660
44	4	NAWA NAKHON	NWN	0	30	0	0	0	0	0	30
45	4	NGAM WONG WAN	NWW	90	30	90	60	120	60	30	1,230
46	4	NONTHABURI	NTB	30	0	60	30	60	30	30	450
47	4	PAK KRET	PKK	30	0	30	30	60	30	0	420
48	4	RAM INTHRA	RIT	210	0	30	30	60	30	30	450
49	3	BANG BUA THONG	BBT	0	0	0	0	0	0	0	60
50	4	BANG PHUN	BAN	0	0	0	0	0	0	0	60
51	4	PATHUM THANI	PTT	0	0	30	0	30	30	0	120
52	4	RANG SIT	RST	30	30	30	30	30	0	0	150
53	4	SENA NIKHOM	SNK		0	30	30	30	0	0	90
54	4	THANYA BURI	TYB			0	0	30	0	0	30
55	1	KRUNG KASEH	KKM				90	210	90	30	420
56	1	PATHUM WAN	PTW					210	30	120	360
57	1	SAMRAN RAT	SFR						90	90	180
58	1	SAMSEN	SMS							0	0
59	2	TROK CHAN	TKC								0
		Total		1,920	750	2,640	3,360	5,520	1,440	2,760	

8-36 2002年の市内従属回線数 (LE-TM)

TEL NO.	RE	Office Name	TRAF- FROM	1 LTY	2 PNC	3 PKG	4 PYT	5 LKS	6 KKM	Total
1	3	LAT YA	LTY	0	45	60	18	90	45	258
2	3	THON BURI	TNB	0	30	60	30	60	30	210
3	3	BANG KHAE	BKE	0	30	60	18	90	45	243
4	3	BANG PHLAT	BGT	0	60	90	30	131	45	356
5	3	CHARAN SANITWONG	CSW	0	60	60	30	101	30	281
6	3	DAO KHANONG	DKN	0	45	60	0	90	18	213
7	3	EKKACHAI	EKC	0	45	115	30	105	30	325
8	3	NONG KHAEM	NGK	0	45	75	18	105	45	288
9	3	PHASI CHAROEN	PSN	0	30	60	18	101	30	239
10	3	PHRA PRADAENG	PPG	0	60	60	0	120	30	270
11	3	RAT BURANA	REN	0	45	60	30	105	45	285
12	3	MUBAN SETTHAKIT	MSK	0	45	60	30	101	18	254
13	1	PHLOEN CHIT	PNC	131	0	86	18	146	45	426
14	1	SUKHUMWIT	SKW	45	0	90	45	131	45	356
15	1	SURAWONG	SRW	72	0	142	18	115	45	392
16	2	KHLONG TOEI	KTI	101	0	115	18	101	18	353
17	2	SATHUPRADIT	STD	101	0	86	30	86	30	333
18	2	THANON TOK	TNT	86	0	86	18	101	45	336
19	2	THUNG MAHAMEK	TMM	72	0	72	30	101	18	293
20	2	PHRA KHANONG	PKG	75	60	0	30	131	30	326
21	2	CHAIYRPHRUK	CYP	60	45	0	18	131	45	299
22	2	BANG NA	BNA	75	45	0	30	115	60	328
23	2	BANG PHLI	BPL	90	60	0	18	90	45	303
24	2	HUA MAK	HAM	75	45	0	18	115	45	298
24	2	KHLONG CHAN	KCC	131	75	0	18	160	30	414
25	2	LAT KRABANG	LKG	90	60	0	18	105	45	318
26	2	ON NUT	ONT	75	60	0	18	120	45	318
27	2	PU CHAO SAMING PHRAI	PSP	105	60	0	18	131	45	359
28	2	SAMUT PRAKAN	SPK	75	45	0	30	90	30	270
30	2	BANG PU	BGU	45	45	0	18	45	30	183
31	2	BANG PHILI-BANG BO	BBB	18	30	0	0	30	18	96
32	2	PHRUK SACHAT	PSC	18	30	0	18	30	18	114
33	4	PHRACHONYOTHIN	PYT	111	97	72	0	184	30	494
34	1	ASOK DIN DAENG	ASD	111	45	111	0	126	45	438
35	4	INTHAMARA	ITM	97	72	111	0	170	30	480
36	4	LAK SI	LKS	90	75	105	0	0	45	315
37	2	BANG CHAN	BGC	75	75	75	30	0	45	300
38	4	BANG KHEN	BGN	105	75	60	45	0	18	303
39	4	BANG SU	BGS	60	45	75	18	0	30	228
40	4	CHAENG WATTHRNA	CWT	90	60	120	18	0	30	318
41	4	DON MUANG	DNM	75	60	105	18	0	30	288
42	4	LAT PHRAO 1	LTP 1	90	30	75	18	0	45	258
43	4	LAT PHRAO 2	LTP 2	90	45	60	18	0	30	243
44	4	NAWA NAKHON	NWN	18	30	45	18	0	18	129
45	4	NGAM WONG WAN	NWW	75	45	75	18	0	45	258
46	4	NONHABURI	NTB	75	45	75	30	0	60	285
47	4	PAK KRET	PKK	90	60	90	30	0	45	315
48	4	RAM INTHRA	RIT	105	60	105	45	0	30	345
49	3	BANG BUA THONG	BBT	30	30	30	18	0	18	126
50	4	BANG PHUN	BAN	30	30	45	0	0	30	135
51	4	PATHUM THANI	PTT	60	45	60	18	0	30	213
52	4	RANG SIT	RST	60	60	75	30	0	30	255
53	4	SENA NIKHOM	SNV	75	45	75	30	0	45	270
54	4	THANYA BURI	TYB	45	45	90	30	0	45	255
55	1	KRUNG KASEH	KKM	72	72	86	18	142	0	390
56	1	PATHUM WAN	PTW	115	56	115	18	126	0	430
57	1	SAMRAN RAT	SRR	126	97	101	30	126	0	480
58	1	SAMSEN	SMS	101	56	86	30	126	0	399
59	2	TROK CHAN	TKC	86	56	60	30	101	0	333
		Total		3,697	2,711	3,679	1,239	4,374	1,917	

8-37 2002年の市内独立回線数(TM-LE)

TEL.		Office Name	TRAF. FROM	1	2	3	4	5	6	Total
NO.	RE			LTY	PNC	PKG	PYT	LKS	KKM	
1	3	LAT YA	LTY	482						482
2	3	THON BURI	TNB	537						537
3	3	BANG KHAE	EKE	503						503
4	3	BANG PHLAT	BGT	554						554
5	3	CHARAN SANITWONG	CSW	443						443
6	3	DAO KHANONG	DKN	487						487
7	3	EKKACHAI	EKC	526						526
8	3	NONG KHAEM	NGK	509						509
9	3	PHASI CHAROEN	PSN	487						487
10	3	PHRA PRADAENG	PPG	508						508
11	3	RAT BURANA	REN	515						515
12	3	MUBAN SETTHAKIT	MSK	468						468
13	1	PHLOEN CHIT	PNC		492					492
14	1	SUKHUMWIT	SKW		347					347
15	1	SURAWONG	SRW		581					581
16	2	KHLONG TOEI	KTI		429					429
17	2	SATHUPRADIT	STD		422					422
18	2	THANON TOK	TNT		429					429
19	2	THUNG MAHAMEK	TMM		505					505
20	2	PHRA KHANONG	PKG			567				567
21	2	CHAIYRPHRUK	CYP			583				583
22	2	BANG NA	BNA			520				520
23	2	BANG PHLI	BPL			485				485
24	2	HUA MAK	HAM			520				520
24	2	KHLONG CHAN	KCC			591				591
25	2	LAT KRABANG	LKG			440				440
26	2	ON NUT	ONT			564				564
27	2	PU CHAO SAMING PHRA	PSP			577				577
28	2	SAMUT PRAKAN	SPK			505				505
30	2	BANG PU	BGU			384				384
31	2	BANG PHILI-BANG BO	BBB			263				263
32	2	PHRUK SACHAT	PSC			277				277
33	4	PHRONGYOTHIN	PYT				416			416
34	1	ASOK DIN DAENG	ASD				422			422
35	4	INTHAMARA	ITM				407			407
36	4	LAK SI	LKS					524		524
37	2	BANG CHAN	BCC					464		464
38	4	BANG KHEN	BGN					529		529
39	4	BANG SU	BGS					467		467
40	4	CHAENG WATTHRANA	CWT					528		528
41	4	DONMUANG	DNM					468		468
42	4	LAT PHRAO 1	LTP 1					563		563
43	4	LAT PHRAO 2	LTP 2					540		540
44	4	NAWA NAKHON	NWN					305		305
45	4	NGAM WONG WAN	NWW					473		473
46	4	NONTHABURI	NTB					508		508
47	4	PAK KRET	PKK					480		480
48	4	RAM INTHRA	RIT					470		470
49	3	BANG BUA THONG	BBT					309		309
50	4	BANG PHUN	BAN					350		350
51	4	PATHUM THANI	PTT					539		539
52	4	RANG SIT	RST					446		446
53	4	SENA NIKHOM	SNW					455		455
54	4	THANYA BURI	TYB					506		506
55	1	KRUNG KASEH	KKM						338	338
56	1	PATHUM WAN	PTW						434	434
57	1	SAMRAN RAT	SPR						488	488
58	1	SAMSEN	SMS						384	384
59	2	TROK CHAN	TKC						386	386
		Total		6,019	3,205	6,276	1,245	8,924	2,030	

8-38 2002年の市内独立回線数(TM-TM)

	TEL		TRAF.	1	2	3	4	5	6
NO.	AREA	Office Name	FROM	LT	FNC	PKG	PYT	LKS	KKM
1	3	LAT YA	LT		82	193	51	189	67
2	1	PHLOEN CHIT	FNC			88	49	128	63
3	2	PHRA KHANONG	PKG				72	205	77
4	4	PHRHONYOTHIN	PYT					58	49
5	4	LAK SI	LKS						74
6	1	KRUNGKASEM	KKM						
		Total		0	82	281	172	580	330

8-39 2002年のISD 回線数(LE-TM)

TEL		TRAF.	1	2	3	4	5	6		
NO	RE	Office Name	FROM	LTY	PNC	PKG	PYT	LKS	KKM	Total
1	3	LAT YA	LTY	11						11
2	3	THON BURI	TNB	10						10
3	3	BANG KHAE	BKE	12						12
4	3	BANG PHLAT	BGT	16						16
5	3	CHARAN SANITWONG	CSW	6						6
6	3	DAO KHANONG	DKN	9						9
7	3	EKKACHAI	EKC	18						18
8	3	NONG KHAEM	NGK	20						20
9	3	PHASI CHAROEN	PSN	12						12
10	3	PHRA PRADAENG	PPG	11						11
11	3	RAT BURANA	REN	10						10
12	3	MUBAN SETTHAKIT	MSK	16						16
13	1	PHLOEN CHIT	PNC		247					247
14	1	SUKHUMWIT	SKW		59					59
15	1	SURAWONG	SRW		345					345
16	2	KHLONG TOEI	KTI		30					30
17	2	SATHUPRADIT	STD		11					11
18	2	THANON TOK	TNT		13					13
19	2	THUNG MAHAMEK	TMM		20					20
20	2	PHRA KHANONG	PKG			73				73
21	2	CHAIYRPHRUK	CYP			62				62
22	2	BANG NA	BNA			24				24
23	2	BANG PHLI	BPL			18				18
24	2	HUA MAK	HAM			34				34
24	2	KHLONG CHAN	KGC			16				16
25	2	LAT KRABANG	LKG			16				16
26	2	ON NUT	ONT			13				13
27	2	PU CHAO SAMING PHRA	PSP			53				53
28	2	SAMUT PRAKAN	SPK			14				14
30	2	BANG PU	BCU			9				9
31	2	BANG PHILI-BANG BO	BBB			6				6
32	2	PHRUK SACHAT	PSC			8				8
33	4	PHRACHONYOTHIN	PYT				32			32
34	1	ASOK DIN DAENG	ASD				33			33
35	4	INTHAMARA	ITM				19			19
36	4	LAK SI	LKS					35		35
37	2	BANG CHAN	BGC					3		3
38	4	BANG KHEN	BGN					13		13
39	4	BANG SU	BGS					14		14
40	4	CHAENG WATTHRANA	CWT					11		11
41	4	DON MUANG	DNM					49		49
42	4	LAT PHRAO 1	LTP 1					18		18
43	4	LAT PHRAO 2	LTP 2					14		14
44	4	NAWA NAKHON	NWN					21		21
45	4	NGAM WONG WAN	NWW					9		9
46	4	NONTHABURI	NTB					5		5
47	4	PAK KRET	PKK					4		4
48	4	RAM INTHRA	RIT					11		11
49	3	BANG BUA THONG	BBT					2		2
50	4	BANG PHUN	BAN					10		10
51	4	PATHUM THANI	PTT					3		3
52	4	RANG SIT	RST					20		20
53	4	SENA NIKHOM	SNW					9		9
54	4	THANYA BURI	TYB					47		47
55	1	KRUNG KASEH	KKM						31	31
56	1	PATHUM WAN	PTW						23	23
57	1	SAMRAN RAT	SPR						64	64
58	1	SAMSEN	SMS						7	7
59	2	TROK CHAN	TKC						21	21
		Total		151	725	346	84	298	146	

8-10 2002年のISD 回線数(TM-TC)

	TEL.				1	2	3	4	
NO.	AREA	TANDEM			LTY	PKG	LKS	KKM	TOTAL
1	3	LAT YA	LTY	02	12	60	30	0	102
2	1	PHLOENCHIT	PNC	02	9	660	0	0	669
3	2	PHRA KHANONG	PKG	02	0	26	0	240	266
4	4	PHRHONYOTHIN	PYT	02	0	17	60	0	77
5	4	LAK SI	LKS	02	0	180	21	0	201
6	1	KRUNGKASEM	KKM	02	90	30	13	0	133
		TOTAL			111	973	124	240	

8-41 2002年のISD 回線数(TC-ITSC)

TEL	NO.	AREA	TERTIARY CENTER		TRF	CH	SYS
	1	3	LAT YA	LTY 02	81.87	98	4
	2	2	PHRA KHANONG	PKG 02	882.64	912	31
	3	4	LAK SI	LKS 02	84.57	101	4
	4	1	KRUNGKASEM	KKM 02	217.91	240	8
			TOTAL		1,266.99	1,351	47

8-42 2007年の市内従属回線数(LE-LE) (1/6)

TEL	1	2	3	4	5	6	7	8	9	10	11	12			
NO. AREA	Office Name	TRAF FROM	LTY	TNB	BKE	BGT	CSW	DKN	EKC	NGK	PSN	PPG	FEN	MSK	
1	3	LAT YA	LTY	90	60	90	30	90	150	60	30	30	60	30	
2	3	THON BURI	TNB		120	150	90	90	210	60	90	60	90	60	
3	3	BANG KHAE	BKE			150	120	60	150	90	180	30	60	60	
4	3	BANG PHLAT	BGT				210	90	180	180	150	60	90	120	
5	3	CHARAN SANITWONG	CSW					30	90	90	60	30	30	60	
6	3	DAO KHANONG	DKN						360	60	60	90	150	60	
7	3	EKKACHAI	EKC							180	210	150	240	150	
8	3	NONG KHAEM	NGK								240	60	60	360	
9	3	PHASI CHAROEN	PSN									30	60	180	
10	3	PHRA PRADAENG	PPG										150	30	
11	3	RAT BURANA	FEN											30	
12	3	MUBAN SETTHAKIT	MSK												
13	1	PHLOEN CHIT	PNC												
14	1	SUKHUMWIT	SKW												
15	1	SURAWONG	SRW												
16	2	KHLONG TOEI	KTI												
17	2	SATHUPRADIT	STD												
18	2	THANON TOK	TNT												
19	2	THUNG MAHAMEK	TMM												
20	2	PHRA KHANONG	PKG												
21	2	CHAIYRPHRUK	CYP												
22	2	BANG NA	BNA												
23	2	BANG PHLI	BPL												
24	2	HUA MAK	HAM												
24	2	KHLONG CHAN	KGC												
25	2	LAT KRABANG	LKG												
26	2	ON NUT	ONT												
27	2	PU CHAO SAMING PHRAI	PSP												
28	2	SAMUT PRAKAN	SPK												
30	2	BANG PU	BGU												
31	2	BANG PHILI-BANG BO	BBB												
32	2	PHRUK SACHAT	PSC												
33	4	PHRONGYOTHIN	PYT												
34	1	ASOK DIN DAENG	ASD												
35	4	INTHAMARA	ITM												
36	4	LAK SI	LKS												
37	2	BANG CHAN	BGC												
38	4	BANG KHEN	BGN												
39	4	BANG SU	BGS												
40	4	CHAENG WATTHRANA	CWT												
41	4	DON MUANG	DM												
42	4	LAT PHRAO 1	LTP 1												
43	4	LAT PHRAO 2	LTP 2												
44	4	NAWA NAKHON	NWN												
45	4	NGAM WONG WAN	NWW												
46	4	NONHABURI	NTB												
47	4	PAK KRET	PKK												
48	4	RAM INTHRA	RIT												
49	3	BANG BUA THONG	BBT												
50	4	BANG PHUN	BAN												
51	4	PATHUM THANI	PTT												
52	4	RANG SIT	RST												
53	4	SENA NIKHOM	SNN												
54	4	THANYA BURI	TYB												
55	1	KRUNG KASEH	KKM												
56	1	PATHUM WAN	PTW												
57	1	SAMRAN RAT	SFR												
58	1	SAMSEN	SMS												
59	2	TROK CHAN	TKC												
	Total			0	90	180	390	450	360	1,140	720	1,020	540	990	1,140

8-42 2007年の市内従属回線数(LE-LE) (2/6)

NO.	TEL AREA	Office Name	TRAF FROM	13 PNC	14 SKW	15 SFW	16 KTI	17 STD	18 TNT	19 TMM	20 PKG	21 CYP	22 BNA
1	3	LAT YA	LTY	120	30	120	30	30	30	30	30	30	30
2	3	THON BURI	TNB	120	30	120	30	30	30	30	30	30	30
3	3	BANG KHAE	BKE	90	30	120	30	30	30	30	30	30	30
4	3	BANG PHLAT	BGT	420	90	300	60	60	60	60	90	90	90
5	3	CHARAN SANITWONG	CSW	120	30	60	30	30	30	30	30	30	30
6	3	DAO KHANONG	DKN	120	30	120	30	60	60	30	30	30	30
7	3	EKKACHAI	EKC	180	60	210	30	120	90	60	60	30	60
8	3	NONG KHAEM	NGK	150	30	180	30	60	0	30	30	30	30
9	3	PHASI CHAROEN	PSN	90	30	90	0	30	30	30	30	30	30
10	3	PHRA PRADAENG	PPG	120	30	150	30	60	60	60	30	30	30
11	3	RAT BURANA	REN	90	30	120	30	60	60	30	30	30	30
12	3	MUBAN SETTHAKIT	MSK	120	30	120	30	30	0	30	0	0	30
13	1	PHLOEN CHIT	PYC		540	1,410	240	180	120	360	270	360	240
14	1	SUKHUMWIT	SKW			360	90	60	30	90	150	180	90
15	1	SURAWONG	SFW				240	210	150	330	210	210	210
16	2	KHLONG TOEI	KTI					60	30	90	90	60	90
17	2	SATHUPRADIT	STD						180	180	60	60	60
18	2	THANON TOK	TNT							120	30	30	30
19	2	THUNG MAHAMEK	TMM								60	60	60
20	2	PHRA KHANONG	PKG									150	240
21	2	CHAIYRPHRUK	CYP										120
22	2	BANG NA	BNA										
23	2	BANG PHLI	BPL										
24	2	HUA MAK	HAM										
24	2	KHLONG CHAN	KGC										
25	2	LAT KRABANG	LKG										
26	2	ON NUT	ONT										
27	2	PU CHAO SAMING PHRA	PSP										
28	2	SAMUT PRAKAN	SPK										
30	2	BANG PU	BGU										
31	2	BANG PHILI-BANG BO	BBB										
32	2	PHRUK SACHAT	PSC										
33	4	PHRAPHONYOTHIN	PYT										
34	1	ASOK DIN DAENG	ASD										
35	4	INTHAMARA	ITM										
36	4	LAK SI	LKS										
37	2	BANG CHAN	BCC										
38	4	BANG KHEN	BGN										
39	4	BANG SU	BGS										
40	4	CHAENG WATTHRNA	CWT										
41	4	DON MUANG	DNM										
42	4	LAT PHRAO 1	LTP 1										
43	4	LAT PHRAO 2	LTP 2										
44	4	NAWA NAKHON	NWN										
45	4	NGAM WONG WAN	NWW										
46	4	NONTHABURI	NTB										
47	4	PAK KRET	PKK										
48	4	RAM INTHRA	RIT										
49	3	BANG BUA THONG	BBT										
50	4	BANG PHUN	BAN										
51	4	PATHUM THANI	PTT										
52	4	RANG SIT	RST										
53	4	SENA NIKHOM	SNN										
54	4	THANYA BURI	TYB										
55	1	KRUNG KASEH	KKM										
56	1	PATHUM WAN	PTW										
57	1	SAMRAN RAT	SFR										
58	1	SAMSEN	SMS										
59	2	TROK CHAN	TKC										
		Total		1,740	990	3,480	930	1,110	990	1,620	1,290	1,500	1,590

8-42 2007年の市内従属回線数(LE-LB) (3/6)

NO.	TEL.		TRAF. FROM	23	24	24	25	26	27	28	30	31	32	33
	AREA	Office Name		BPL	HAM	KGC	LKG	ONT	PSP	SPK	BGU	BBB	PSC	PYT
1	3	LAT YA	LTY	0	30	30	0	30	30	0	0	0	0	30
2	3	THON BURI	TNB	0	30	60	0	30	60	30	0	0	0	60
3	3	BANG KHAE	BKE	0	30	30	0	30	60	0	0	0	0	30
4	3	BANG PHLAT	BGT	30	210	240	30	90	150	30	0	0	0	240
5	3	CHARAN SANITWONG	CSW	0	60	60	0	30	30	0	0	0	0	60
6	3	DAO KHANONG	DKN	0	30	60	0	30	60	30	0	0	0	30
7	3	EKKACHAI	EKC	30	60	90	0	60	150	30	0	0	0	60
8	3	NONG KHAEM	NGK	30	30	30	0	30	60	0	0	0	0	60
9	3	PHASI CHAROEN	PSN	0	30	60	0	30	60	0	0	0	0	30
10	3	PHRA PRADAENG	PPG	30	30	30	0	30	180	60	0	0	0	30
11	3	RAT BURANA	RBN	30	30	60	0	30	90	30	0	0	0	30
12	3	MUBAN SETTHAKIT	MSK	0	30	30	0	30	60	0	0	0	0	30
13	1	PHLOEN CHIT	PNC	150	450	450	120	270	360	120	30	0	30	570
14	1	SUKHUMWIT	SKW	60	180	150	30	120	150	60	30	0	0	90
15	1	SURAWONG	SFW	120	330	330	60	180	390	90	30	0	0	330
16	2	KHLONG TOEI	KTI	30	90	90	30	60	120	60	0	0	0	90
17	2	SATHUPRADIT	STD	60	90	60	0	30	120	30	0	0	0	60
18	2	THANONTOK	TNT	0	60	60	30	60	60	0	0	0	0	30
19	2	THUNG MAHAMEK	TMM	30	90	90	30	60	120	30	0	0	0	90
20	2	PHRA KHANONG	PKG	90	150	180	60	210	240	90	30	0	0	120
21	2	CHAIYRPHRUK	CYP	60	210	150	30	120	120	30	0	0	0	90
22	2	BANG NA	BNA	150	120	150	30	150	450	90	60	30	0	90
23	2	BANG PHLI	BPL		90	90	30	60	270	90	60	30	0	30
24	2	HUA MAK	HAM			360	60	240	180	60	30	0	0	180
24	2	KHLONG CHAN	KGC				30	270	210	30	30	0	0	240
25	2	LAT KRABANG	LKG					90	60	0	0	0	30	30
26	2	ON NUT	ONT						120	30	0	0	30	90
27	2	PU CHAO SAMING PHRA	PSP							360	90	30	0	120
28	2	SAMUT PRAKAN	SPK								30	0	0	30
30	2	BANG PU	BGU									0	0	0
31	2	BANG PHILI-BANG BO	BBB										0	0
32	2	PHRUK SACHAT	PSC											0
33	4	PHRACHINYOITHIN	PYT											
34	1	ASOK DIN DAENG	ASD											
35	4	INTHAMARA	ITM											
36	4	LAK SI	LKS											
37	2	BANG CHAN	BGC											
38	4	BANG KHEN	BGN											
39	4	BANG SU	BGS											
40	4	CHAENG WATTHRANA	CWT											
41	4	DON MUANG	DM											
42	4	LAT PHRAO 1	LTP 1											
43	4	LAT PHRAO 2	LTP 2											
44	4	NAWA NAKHON	NWN											
45	4	NGAM WONG WAN	NWW											
46	4	NONHABURI	NTB											
47	4	PAK KRET	PKK											
48	4	RAM INTHRA	RIT											
49	3	BANG BUA THONG	BBT											
50	4	BANG PHUN	BAN											
51	4	PATHUM THANI	PTT											
52	4	RANG SIT	RST											
53	4	SENA NIKHOM	SNN											
54	4	THANYA BURI	TYB											
55	1	KRUNG KASEH	KKM											
56	1	PATHUM WAN	PTW											
57	1	SAMRAN RAT	SRR											
58	1	SAMSEN	SMS											
59	2	TROK CHAN	TKC											
		Total		900	2,460	2,940	570	2,370	3,960	1,380	420	90	90	2,970

8-42 2007年の市内従属回線数(LB-LE) (4/6)

NO.	TEL AREA	Office Name	TRAF FROM	34 ASD	35 ITM	36 LKS	37 BGC	38 BGN	39 BGS	40 CWT	41 DNM	42 LTP 1	43 LTP 2
1	3	LAT YA	LTY	60	30	0	0	0	0	30	30	0	30
2	3	THON BURI	TNB	90	30	30	0	0	30	30	30	30	30
3	3	BANG KHAE	BKE	60	30	30	0	30	30	30	30	30	30
4	3	BANG PHLAT	BGT	300	120	90	30	90	180	120	120	120	120
5	3	CHARAN SANITWONG	CSW	120	30	30	0	30	30	30	30	30	30
6	3	DAO KHANONG	DKN	60	30	0	0	0	30	30	30	0	30
7	3	EKKACHAI	EKC	120	60	30	30	30	60	30	30	30	30
8	3	NONG KHAEM	NGK	60	30	30	0	0	30	30	60	30	30
9	3	PHASI CHAROEN	PSN	60	30	30	0	0	30	30	30	30	30
10	3	PHRA PRADAENG	PPG	60	30	0	0	0	30	30	30	30	0
11	3	RAT BURANA	REN	60	30	30	0	0	30	30	30	0	0
12	3	MUBAN SETTHAKIT	MSK	60	30	30	0	0	30	30	30	30	0
13	1	PHLOEN CHIT	PNC	720	300	180	90	150	150	240	360	240	210
14	1	SUKHUMWIT	SKW	150	90	60	30	30	30	60	120	60	60
15	1	SURAWONG	SRW	480	120	150	90	120	90	180	270	180	120
16	2	KHLONG TOEI	KTI	90	60	30	30	30	30	30	60	30	30
17	2	SATHUPRADIT	STD	90	30	30	0	0	30	30	30	30	30
18	2	THANON TOK	TNT	60	30	0	0	0	0	0	30	30	30
19	2	THUNG MAHAMEK	TMM	90	60	60	30	30	30	60	60	60	30
20	2	PHRA KHANONG	PKG	120	60	60	30	30	60	60	60	60	90
21	2	CHAIYRPHRUK	CYP	150	90	30	30	30	30	60	60	60	90
22	2	BANG NA	BNA	120	60	30	30	30	30	30	60	30	60
23	2	BANG PHLI	BPL	60	30	30	30	0	30	30	30	30	30
24	2	HUA MAK	HAM	270	150	90	90	60	60	90	120	120	180
24	2	KHLONG CHAN	KGC	300	210	150	210	120	120	150	180	180	300
25	2	LAT KRABANG	LKG	30	30	0	30	0	0	30	0	0	0
26	2	ON NUT	ONT	120	90	60	60	30	30	60	90	60	90
27	2	PU CHAO SAMING PHRA	PSP	180	90	60	90	30	60	60	90	60	120
28	2	SAMUT PRAKAN	SPK	60	30	30	0	0	0	0	30	0	30
30	2	BANG PU	BGU	30	0	0	0	0	0	0	0	0	0
31	2	BANG PHILI-BANG BO	BBB	0	0	0	0	0	0	0	0	0	0
32	2	PHRUK SACHAT	PSC	0	0	0	0	0	0	0	0	0	0
33	4	PHRHOYOTHIN	PYT	360	270	180	60	120	120	180	240	180	120
34	1	ASOK DIN DAENG	ASD		270	180	60	120	120	180	240	180	150
35	4	INTHAMARA	ITM			90	30	90	90	120	180	150	120
36	4	LAK SI	LKS				60	120	60	150	390	90	90
37	2	BANG CHAN	BGC					30	30	30	60	30	60
38	4	BANG KHEN	BGN						60	90	120	120	90
39	4	BANG SU	BGS							90	90	60	60
40	4	CHAENG WATTHRNA	CWT								240	90	90
41	4	DON MUANG	DNM									180	120
42	4	LAT PHRAO 1	LTP 1										150
43	4	LAT PHRAO 2	LTP 2										
44	4	NAWA NAKHON	NWN										
45	4	NGAM WONG WAN	NWW										
46	4	NONTHABURI	NTB										
47	4	PAK KRET	PKK										
48	4	RAM INTHRA	RIT										
49	3	BANG BUA THONG	BBT										
50	4	BANG PHUN	BAN										
51	4	PATHUM THANI	PTT										
52	4	RANG SIT	RST										
53	4	SENA NIKHOM	SNW										
54	4	THANYA BURI	TYB										
55	1	KRUNG KASEH	KKM										
56	1	PATHUM WAN	PTW										
57	1	SAMRAN RAT	SFR										
58	1	SAMSEN	SMS										
59	2	TROK CHAN	TKC										
		Total		4,590	2,550	1,830	1,140	1,350	1,770	2,460	3,690	2,670	2,910

8-42 2007年の市内従属回線数(LE-LB) (5/6)

NO.	TEL AREA	Office Name	TRAF FROM	44 MNW	45 MWV	46 NTB	47 PKK	48 RIT	49 BBT	50 BAN	51 PTT	52 RST	53 SNN
1	3	LAT YA	LTY	0	30	0	0	0	0	0	0	0	0
2	3	THON BURI	TNB	0	30	0	0	30	0	0	0	0	30
3	3	BANG KHAE	BKE	0	30	30	0	30	0	0	0	0	30
4	3	BANG PHLAT	BGT	0	240	180	90	90	0	0	60	30	60
5	3	CHARAN SANITWONG	CSW	0	60	30	30	30	0	0	0	0	0
6	3	DAO KHANONG	DKN	0	30	30	0	0	0	0	0	0	0
7	3	EKKACHAI	EKC	0	60	30	30	30	0	0	0	0	30
8	3	NONG KHAEM	NGK	0	30	0	0	30	0	0	0	0	0
9	3	PHASI CHAROEN	PSN	0	60	30	0	0	0	0	0	0	0
10	3	PHRA PRADAENG	PPG	0	30	0	30	0	0	0	0	0	0
11	3	RAT BURANA	RBN	0	30	0	0	30	0	0	0	0	0
12	3	MUBAN SETTHAKIT	MSK	0	30	0	0	0	0	0	0	0	0
13	1	PHLOEN CHIT	PNC	60	270	150	90	150	30	30	60	120	120
14	1	SUKHUMWIT	SKW	30	90	0	30	30	0	0	0	30	30
15	1	SURAWONG	SFW	30	180	90	90	90	0	30	60	90	60
16	2	KHLONG TOEI	KTI	0	30	0	0	30	0	0	0	0	0
17	2	SATHUPRADIT	STD	0	30	30	0	30	0	0	0	0	0
18	2	THANON TOK	TNT	0	30	0	0	0	0	0	0	0	0
19	2	THUNG MAHAMEK	TMM	0	60	30	30	30	0	0	0	0	0
20	2	PHRA KHANONG	PKG	0	60	30	0	60	0	0	0	0	30
21	2	CHAIYRPHRUK	CYP	0	60	30	0	60	0	0	0	0	30
22	2	BANG NA	BNA	0	60	30	0	60	0	0	0	0	30
23	2	BANG PHLI	BPL	0	30	0	0	30	0	0	0	0	0
24	2	HUA MAK	HAM	0	120	60	30	120	0	0	30	30	90
24	2	KHLONG CHAN	KGC	0	210	150	60	360	0	30	30	60	270
25	2	LAT KRABANG	LKG	0	30	0	0	0	0	0	0	0	0
26	2	ON NUT	ONT	0	90	0	30	90	0	0	0	30	60
27	2	PU CHAO SAMING PHRA	PSP	0	90	30	30	60	0	0	30	30	30
28	2	SAMUT PRAKAN	SPK	0	30	0	0	0	0	0	0	0	0
30	2	BANG PU	BCU	0	0	0	0	0	0	0	0	0	0
31	2	BANG PHILI-BANG BO	BBB	0	0	0	0	0	0	0	0	0	0
32	2	PHRUK SACHAT	PSC	0	0	0	0	0	0	0	0	0	0
33	4	PHRHOYOTHIN	PYT	0	210	60	60	120	0	30	30	60	90
34	1	ASOK DIN DAENG	ASD	0	240	120	60	120	0	30	30	60	90
35	4	INTHAMARA	ITM	0	180	30	30	90	0	0	30	60	60
36	4	LAK SI	LKS	30	180	30	60	180	0	30	30	120	120
37	2	BANG CHAN	BGC	0	30	0	30	90	0	0	0	0	60
38	4	BANG KHEN	BGN	0	150	30	30	90	0	0	30	30	60
39	4	BANG SU	BGS	30	240	180	60	60	0	0	30	30	30
40	4	CHAENG WATTHRANA	CWT	0	270	90	150	120	30	30	90	90	90
41	4	DON MUANG	DNM	30	210	150	120	180	30	90	90	270	150
42	4	LAT PHRAO 1	LTP 1	0	150	30	30	90	0	0	0	60	60
43	4	LAT PHRAO 2	LTP 2	0	150	30	30	120	0	0	30	30	90
44	4	NAWA NAKHON	NWN		0	0	0	0	0	0	0	0	0
45	4	NGAM WONG WAN	NWW			360	180	120	30	30	120	60	90
46	4	NONTHABURI	NTB				120	30	30	0	60	30	30
47	4	PAK KRET	PKK					30	60	0	180	30	30
48	4	RAM INTHRA	RIT						0	30	30	60	270
49	3	BANG BUA THONG	BBT							0	90	0	0
50	4	BANG PHUN	BAN								0	60	0
51	4	PATHUM THANI	PTT									30	0
52	4	RANG SIT	RST										30
53	4	SENA NIKHOM	SNN										
54	4	THANYA BURI	TYB										
55	1	KRUNG KASEH	KKM										
56	1	PATHUM WAN	PTW										
57	1	SAMRAN RAT	SRR										
58	1	SAMSEN	SMS										
59	2	TROK CHAN	TKC										
		Total		210	4,140	2,070	1,530	2,910	210	360	1,140	1,500	2,280

8-42 2007年の市内従属回線数(LB-LE) (6/6)

NO.	TEL AREA	Office Name	TRAF FROM	54 TYB	55 KKM	56 PTW	57 SFR	58 SMS	59 TKC	Total
1	3	LAT YA	LTY	0	30	30	120	0	30	1,770
2	3	THON BURI	TNB	0	60	60	150	30	30	2,490
3	3	BANG KHAE	EKE	0	60	60	120	30	60	2,280
4	3	BANG PHLAT	BGT	30	210	150	330	120	120	6,420
5	3	CHARAN SANITWONG	CSW	0	60	30	120	30	30	1,860
6	3	DAO KHANONG	DKN	0	30	60	120	0	60	2,100
7	3	EKKACHAI	EKC	0	60	150	180	30	90	3,450
8	3	NONG KHAEM	NGK	0	30	60	150	0	30	2,160
9	3	PHASI CHAROEN	PSN	0	30	60	90	30	60	1,500
10	3	PHRA PRADAENG	PPG	0	30	60	120	0	30	1,680
11	3	RAT BURANA	REN	0	30	60	120	0	60	1,380
12	3	MUBAN SETTHAKIT	MSK	0	30	30	120	0	30	1,050
13	1	PHLOEN CHIT	FNC	150	330	420	540	120	210	11,760
14	1	SUKHUMWIT	SKW	60	60	90	120	30	60	3,270
15	1	SURAWONG	SRW	90	240	360	510	60	270	7,470
16	2	KHLONG TOEI	KTI	0	30	60	90	0	90	1,740
17	2	SATHUPRADIT	STD	30	30	90	90	0	240	1,860
18	2	THANON TOK	TNT	0	30	60	90	0	150	1,050
19	2	THUNG MAHAMEK	TMM	0	60	60	120	0	180	1,800
20	2	PHRA KHANONG	PKG	0	90	90	90	30	60	2,730
21	2	CHAIYRPHRUK	CYP	30	30	90	90	30	30	2,040
22	2	BANG NA	BNA	0	30	60	90	30	60	2,250
23	2	BANG PHLI	BPL	0	30	60	60	0	30	1,290
24	2	HUA MAK	HAM	30	60	150	150	30	60	3,300
24	2	KHLONG CHAN	KGC	60	90	120	180	60	90	4,500
25	2	LAT KRABANG	LKG	0	0	30	30	0	0	420
26	2	ON NUT	ONT	0	30	60	90	30	60	1,530
27	2	PU CHAO SAMING PHRA	PSP	30	60	120	180	30	90	2,250
28	2	SAMUT PRAKAN	SPK	0	30	30	90	0	30	450
30	2	BANG PU	BGU	0	0	30	0	0	0	60
31	2	BANG PHILI-BANG BO	BBB	0	0	0	0	0	0	0
32	2	PHRUK SACHAT	PSC	0	0	0	0	0	0	0
33	4	PHRHO NYOTHIN	PYT	30	180	150	240	120	90	3,300
34	1	ASOK DIN DAENG	ASD	60	210	240	330	150	90	3,330
35	4	INTHAMARA	ITM	0	90	90	120	60	90	1,800
36	4	LAK SI	LKS	60	90	60	90	30	30	2,100
37	2	BANG CHAN	BGC	0	30	30	60	0	30	600
38	4	BANG KHEN	BGN	30	60	30	60	30	30	1,140
39	4	BANG SU	BGS	90	60	60	90	60	30	1,350
40	4	CHAENG WATTHRANA	CWT	30	90	60	90	60	30	1,740
41	4	DON MUANG	DNM	120	90	90	120	60	30	2,130
42	4	LAT PHRAO 1	LTP 1	0	60	60	90	30	60	870
43	4	LAT PHRAO 2	LTP 2	0	60	60	90	30	60	780
44	4	NAWA NAKHON	NWN	30	0	0	0	0	0	30
45	4	NGAMWONG WAN	NWW	30	120	90	150	90	30	1,500
46	4	NONTHABURI	NTB	0	60	30	90	60	30	570
47	4	PAK KRET	PKK	30	30	30	60	60	0	540
48	4	RAM INTHRA	RIT	0	30	30	60	30	30	570
49	3	BANG BUA THONG	BBT	0	0	0	0	0	0	90
50	4	BANG PHUN	BAN	0	0	0	0	0	0	60
51	4	PATHUM THANI	PTT	0	30	30	30	30	0	150
52	4	RANG SIT	RST	30	30	30	30	0	0	150
53	4	SENA NIKHOM	SNN	0	30	30	30	30	0	120
54	4	THANYA BURI	TYB		30	30	30	0	0	90
55	1	KRUNG KASEH	KKM			90	240	90	60	480
56	1	PATHUM WAN	PTW				270	30	120	420
57	1	SAMRAN RAT	SFR					120	120	240
58	1	SAMSEN	SMS						30	30
59	2	TROK CHAN	TKC							0
		Total		1,050	3,270	4,110	6,720	1,890	3,330	

8-43 2007年の市内従属回線数 (LB-TM)

TEL NO. RE	Office Name	TRAF- FROM	1 LTY	2 PNC	3 PKG	4 PYT	5 LKS	6 KKM	Total
1 3	LAT YA	LTY	0	45	90	30	90	45	300
2 3	THON BURI	TNB	0	60	60	18	101	30	269
3 3	BANG KHAE	BKE	0	45	60	30	101	30	266
4 3	BANG PHLAT	BGT	0	75	101	18	160	45	399
5 3	CHARAN SANITWONG	CSW	0	45	60	30	115	45	295
6 3	DAO KHANONG	DKN	0	60	60	30	90	30	270
7 3	EKKACHAI	EKC	0	90	90	30	146	45	401
8 3	NONG KHAEM	NGK	0	60	75	18	115	45	313
9 3	PHASI CHAROEN	PSN	0	60	60	30	90	45	285
10 3	PHRA PRADAENG	PPG	0	30	90	18	105	30	273
11 3	RAT BURANA	REN	0	60	60	18	105	30	273
12 3	MUBAN SETTHAKIT	MSK	0	45	60	18	90	30	243
13 1	PHLOEN CHIT	PNC	146	0	131	18	131	60	486
14 1	SUKHUMWIT	SKW	105	0	75	45	176	45	446
15 1	SURAWONG	SRW	115	0	101	30	126	45	417
16 2	KHLONG TOEI	KTI	60	0	60	18	131	30	299
17 2	SATHUPRADIT	STD	101	0	101	18	101	45	366
18 2	THANON TOK	TNT	86	0	75	30	101	30	322
19 2	THUNG MAHAMEK	TMM	101	0	72	18	97	30	318
20 2	PHRA KHANONG	PKG	75	60	0	30	131	30	326
21 2	CHAIYRPHRUK	CYP	60	60	0	18	115	45	298
22 2	BANG NA	BNA	75	60	0	18	131	30	314
23 2	BANG PHLI	BPL	105	60	0	30	115	30	340
24 2	HUA MAK	HAM	105	45	0	0	131	60	341
24 2	KHLONG CHAN	KCC	105	75	0	30	115	45	370
25 2	LAT KRABANG	LKG	90	45	0	18	115	30	298
26 2	ON NUT	ONT	60	45	0	30	90	45	270
27 2	PU CHAO SAMING PHRA	PSP	105	60	0	30	115	45	355
28 2	SAMUT PRAKAN	SPK	75	45	0	18	101	30	269
30 2	BANG PU	BGU	45	60	0	18	60	30	213
31 2	BANG PHLI-BANG BO	BBB	18	45	0	0	30	18	111
32 2	PHRUK SACHAT	PSC	30	45	0	18	30	18	141
33 4	PHRAPHONYOTHIN	PYT	126	56	111	0	184	18	495
34 1	ASOK DIN DAENG	ASD	111	86	97	0	126	30	450
35 4	INTHAMARA	ITM	86	72	111	0	214	30	513
36 4	LAK SI	LKS	90	75	90	18	0	45	318
37 2	BANG CHAN	BCC	105	45	90	30	0	30	300
38 4	BANG KHEN	BGN	90	45	90	30	0	45	300
39 4	BANG SU	BGS	60	45	90	18	0	45	258
40 4	CHAENG WATTHRANA	CWT	60	45	60	18	0	45	228
41 4	DON MUANG	DNM	120	75	90	18	0	75	378
42 4	LAT PHRAO 1	LTP 1	60	45	75	18	0	45	243
43 4	LAT PHRAO 2	LTP 2	75	60	45	18	0	30	228
44 4	NAWA NAKHON	NWN	30	18	60	30	0	30	168
45 4	NGAM WONG WAN	NWW	105	75	75	45	0	30	330
46 4	NONTHABURI	NTB	75	45	60	30	0	60	270
47 4	PAK KRET	PKK	105	60	90	30	0	45	330
48 4	RAM INTHRA	RIT	105	45	75	18	0	45	288
49 3	BANG BUA THONG	BBT	30	18	30	18	0	30	126
50 4	BANG PHUN	BAN	30	45	45	18	0	30	168
51 4	PATHUM THANI	PTT	75	45	45	30	0	30	225
52 4	RANG SIT	RST	75	45	75	30	0	45	270
53 4	SENA NIKHOM	SNN	75	60	105	18	0	45	303
54 4	THANYA BURI	TYB	60	45	90	30	0	30	255
55 1	KRUNG KASEH	KKM	86	45	111	0	156	0	398
56 1	PATHUM WAN	PTW	111	86	111	18	170	0	496
57 1	SAMRAN RAT	SRR	126	86	126	18	184	0	540
58 1	SAMSEN	SMS	101	86	56	30	142	0	416
59 2	TROK CHAN	TKC	142	72	111	30	111	0	466
	Total		3,976	2,905	3,695	1,284	4,737	2,049	

8-44 2007年の市内独立回線数(TM-LF)

TEL. NO.	RE	Office Name	TRAF. FROM	1 LTY	2 PNC	3 PKG	4 PYT	5 LKS	6 KKM	Total
1	3	LAT YA	LTY	551						551
2	3	THON BURI	TNB	574						574
3	3	BANG KHAIE	BKE	525						525
4	3	BANG PHLAT	BGT	550						550
5	3	CHARAN SANITWONG	CSW	500						500
6	3	DAO KHANONG	DKN	539						539
7	3	EKKACHAI	EKC	560						560
8	3	NONG KHAEM	NGK	479						479
9	3	PHASI CHAROEN	PSN	472						472
10	3	PHRA PRADAENG	PPG	503						503
11	3	RAT BURANA	RBN	493						493
12	3	MUBAN SETTHAKIT	MSK	498						498
13	1	PHLOEN CHIT	PNC		572					572
14	1	SUKHUMWIT	SKW		462					462
15	1	SURAWONG	SRW		567					567
16	2	KHLONG TOEI	KTI		437					437
17	2	SATHUPRADIT	STD		507					507
18	2	THANON TOK	TNT		491					491
19	2	THUNG MAHAMEK	TMM		551					551
20	2	PHRA KHANONG	PKG			501				501
21	2	CHAIYRPHRUK	CYP			532				532
22	2	BANG NA	BNA			483				483
23	2	BANG PHLI	BPL			544				544
24	2	HUA MAK	HAM			580				580
24	2	KHLONG CHAN	KCC			603				603
25	2	LAT KRABANG	LKS			471				471
26	2	ON NUT	ONT			475				475
27	2	PU CHAO SAMING PHRAI	PSP			579				579
28	2	SAMUT PRAKAN	SPK			531				531
30	2	BANG PU	EGU			438				438
31	2	BANG PHILI-BANG BO	BBB			308				308
32	2	PHRUK SACHAT	PSC			317				317
33	4	PHRONGYOTHIN	PYT				377			377
34	1	ASOK DIN DAENG	ASD				433			433
35	4	INTHAMARA	ITM				402			402
36	4	LAK SI	LKS					574		574
37	2	BANG CHAN	BCC					522		522
38	4	BANG KHEN	BGN					485		485
39	4	BANG SU	BGS					536		536
40	4	CHAENG WATTHRNA	CWT					520		520
41	4	DON MUANG	DNM					589		589
42	4	LAT PHRAO 1	LTP 1					623		623
43	4	LAT PHRAO 2	LTP 2					504		504
44	4	NAWA NAKHON	NWN					305		305
45	4	NGAM WONG WAN	NWW					663		663
46	4	NONHABURI	NTB					595		595
47	4	PAK KRET	PKK					539		539
48	4	RAM INTHRA	RIT					499		499
49	3	BANG BUA THONG	BBT					324		324
50	4	BANG PHUN	BAN					417		417
51	4	PATHUM THANI	PTT					547		547
52	4	RANG SIT	RST					576		576
53	4	SENA NIKHOM	SNN					592		592
54	4	THANYA BURI	TYB					496		496
55	1	KRUNG KASEH	KKM						410	410
56	1	PATHUM WAN	PTW						520	520
57	1	SAMRAN RAT	SPR						523	523
58	1	SAMSEN	SMS						392	392
59	2	TROK CHAN	TKC						394	394
		Total		6,244	3,587	6,362	1,212	9,906	2,239	

8-45 2007年の市内独立回線数(TM-TM)

	TEL		TRAF	1	2	3	4	5	6
NO	AREA	Office Name	FROM	LTY	PNC	PKG	PYT	LKS	KKM
1	3	LAT YA	LTY		104	195	60	163	67
2	1	PHLOEN CHIT	PNC			134	46	111	79
3	2	PHRA KHANONG	PKG				63	194	72
4	4	PHRAPHONYOTHIN	PYT					54	56
5	4	LAK SI	LKS						97
6	1	KRUNGKASEM	KKM						
		Total		0	104	329	169	522	371

8-46 2007年のISD 回線数(LB-TM)

TEL.		TRAF.	1	2	3	4	5	6		
NO.	RE	Office Name	FROM	LTY	PNC	PKG	PYT	LKS	KKM	Total
1	3	LAT YA	LTY	13						13
2	3	THON BURI	TNB	11						11
3	3	BANG KHAE	BKE	13						13
4	3	BANG PHLAT	BGT	18						18
5	3	CHARAN SANITWONG	CSW	6						6
6	3	DAO KHANONG	DKN	10						10
7	3	EKKACHAI	EKC	21						21
8	3	NONG KHAEM	NGK	22						22
9	3	PHASI CHAROEN	PSN	13						13
10	3	PHRA PRADAENG	PPG	12						12
11	3	RAT BURANA	PBN	11						11
12	3	MUBAN SETTHAKIT	MSK	18						18
13	1	PHLOEN CHIT	PNC		294					294
14	1	SUKHUMWIT	SKW		69					69
15	1	SURAWONG	SFW		412					412
16	2	KHLONG TOEI	KTI		35					35
17	2	SATHUPRADIT	STD		13					13
18	2	THANON TOK	TNT		15					15
19	2	THUNG MAHAMEK	TMM		23					23
20	2	PHRA KHANONG	PKG			86				86
21	2	CHAIYRPHRUK	CYP			72				72
22	2	BANG NA	BNA			28				28
23	2	BANG PHLI	BPL			21				21
24	2	HUA MAK	HAM			39				39
24	2	KHLONG CHAN	KGC			18				18
25	2	LAT KRABANG	LKG			19				19
26	2	ON NUT	CNT			14				14
27	2	PU CHAO SAMING PHRA	PSP			63				63
28	2	SAMUT PRAKAN	SPK			15				15
30	2	BANG PU	BGU			10				10
31	2	BANG PHILI-BANG BO	BBB			6				6
32	2	PHRUK SACHAT	PSC			8				8
33	4	PHRHOYOTHIN	PYT				37			37
34	1	ASOK DIN DAENG	ASD				39			39
35	4	INTHAMARA	ITM				22			22
36	4	LAK SI	LKS					40		40
37	2	BANG CHAN	BGC					3		3
38	4	BANG KHEN	BGN					15		15
39	4	BANG SU	BGS					16		16
40	4	CHAENG WATTHRANA	CWT					12		12
41	4	DON MUANG	DNM					58		58
42	4	LAT PHRAO 1	LTP 1					20		20
43	4	LAT PHRAO 2	LTP 2					16		16
44	4	NAWA NAKHON	NWN					24		24
45	4	NGAM WONG WAN	NWW					10		10
46	4	NONHABURI	NTB					5		5
47	4	PAK KRET	PKK					4		4
48	4	RAM INTHRA	RIT					13		13
49	3	BANG BUA THONG	BBT					2		2
50	4	BANG PHUN	BAN					11		11
51	4	PATHUM THANI	PTT					3		3
52	4	RANG SIT	RST					23		23
53	4	SENA NIKHOM	SNW					10		10
54	4	THANYA BURI	TYB					55		55
55	1	KRUNG KASEH	KKM						36	36
56	1	PATHUM WAN	PTW						26	26
57	1	SAMRAN RAT	SPR						76	76
58	1	SAMSEN	SMS						7	7
59	2	TROK CHAN	TKC						24	24
		Total		168	861	399	98	340	169	

8-47 2007年のISD 回線数(TM-TC)

	TEL.				1	2	3	4	
NO.	AREA	TANDEM			LTY	PKG	LKS	KKM	TOTAL
1	3	LAT YA	LTY	02	24	90	0	0	114
2	1	PHLOEN CHIT	PNC	02	24	780	0	0	804
3	2	PHRA KHANONG	PKG	02	0	10	0	300	310
4	4	PHRHONYOTHIN	PYT	02	0	32	60	0	92
5	4	LAK SI	LKS	02	0	210	30	0	240
6	1	KRUNGKASEM	KKM	02	120	0	29	0	149
		TOTAL			168	1,122	119	300	

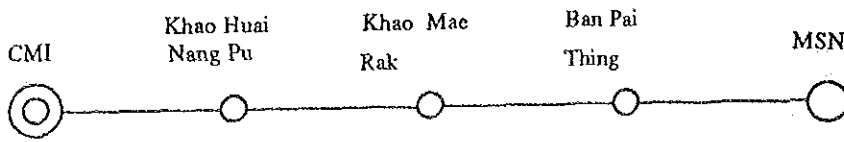
8-48 2007年のISD 回線数(TC-ITSC)

TEL.							
NO.	AREA	TERTIARY CENTER			TRF	CH	SYS
1	3	LAT YA	LTY	02	129.38	148	5
2	2	PHRA KHANONG	PKG	02	1,036.59	1,066	36
3	4	LAK SI	LKS	02	82.53	99	4
4	1	KRUNGKASEM	KKM	02	276.91	300	10
TOTAL					1,525.42	1,613	55

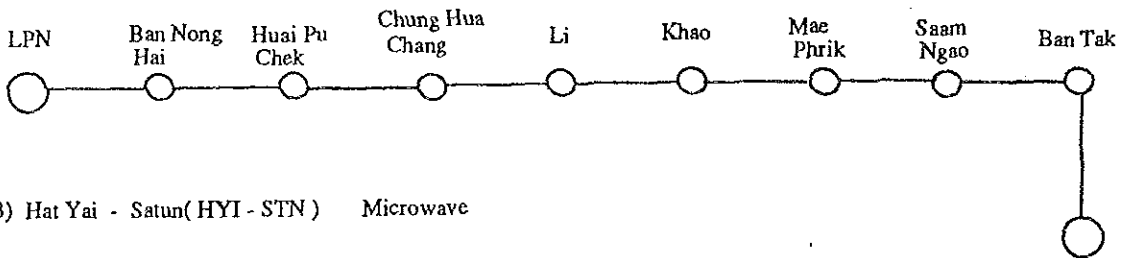
8-49 新設伝送路概要(1/5)

Note ; ● New Repeater Station

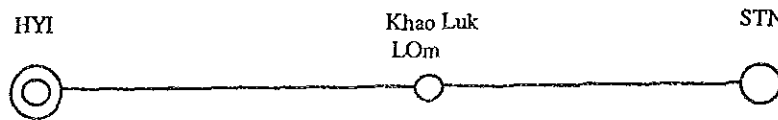
(1) Chiang Mai - MacHong Son (CMI - MSN) Microwave




(2) Lumphun - Tak (LPN - TAK) Microwave



(3) Hat Yai - Satun (HYI - STN) Microwave




(4) Phayao - Nan (PYO - NAN) Microwave



(5) Chiang Rai - Phayao (CRI - PYO) Microwave



(6) Nakhon Sawan - Kamphaeng Phet (NSN - KPT) Microwave

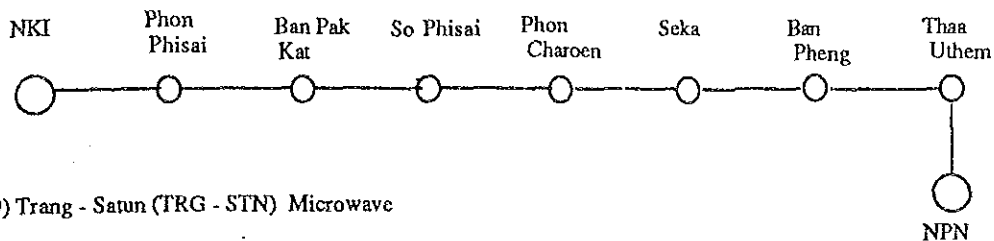


8-49 新設伝送路概要(2/5)

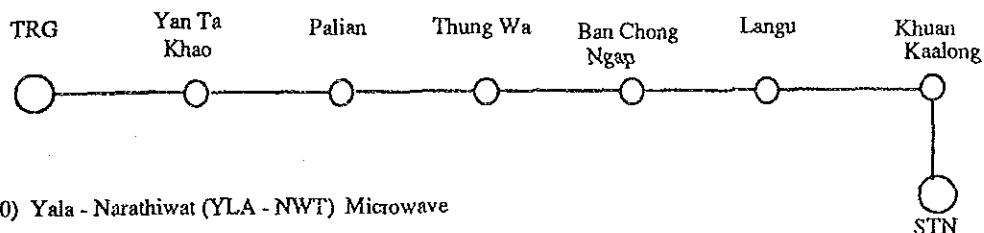
(7) Suphan Buri - Kanchanaburi (SPB - KRI) Microwave




(8) Nong Khai - Nakhon Phanom (NKI - NPN) Microwave




(9) Trang - Satun (TRG - STN) Microwave



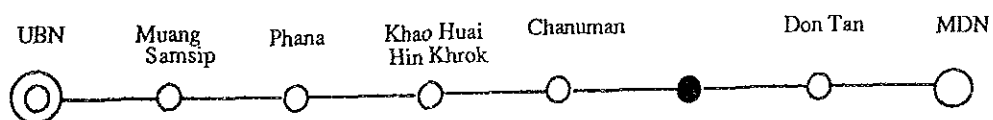
(10) Yala - Narathiwat (YLA - NWT) Microwave



(11) Phetchaburi - Samut Songkhram (PBI - SKM) Microwave

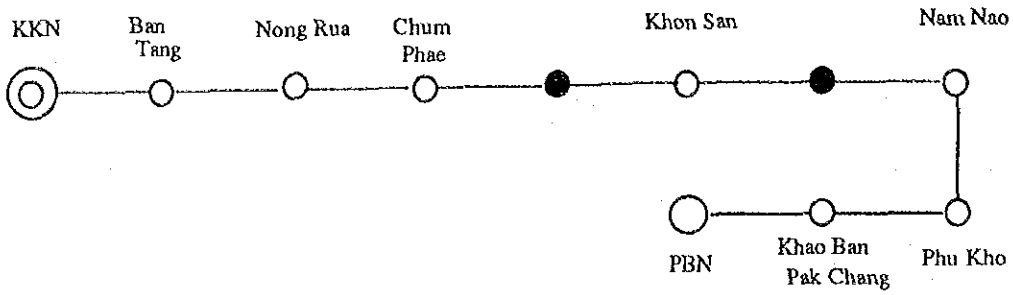


(12) Ubon Ratchathani - Mukodahan (UBN - MDH) Microwave

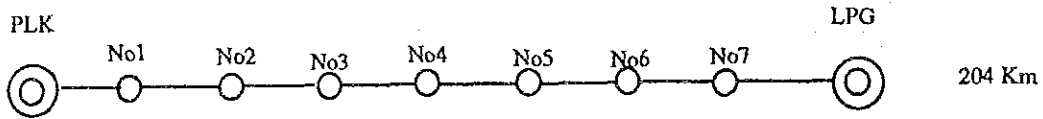


8-49 新設伝送路概要(3/5)

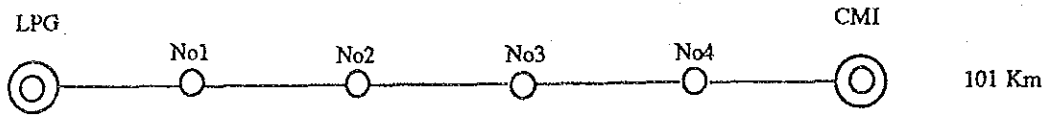
(13) Khon Kaen - Phichabun (KKN - PBN) Microwave (reference)



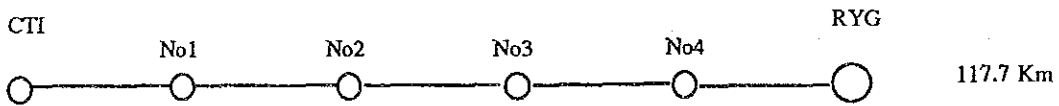
(14) Phisanulok - Lampang (PLK - LPG) Fiber



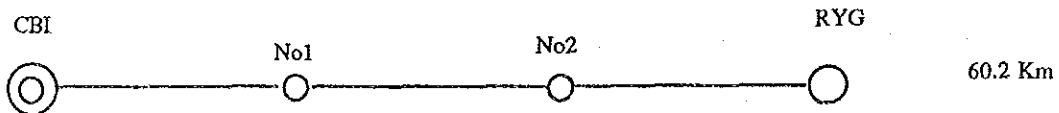
(15) Lampang - Chiang Mai (LPG - CMI) Fiber



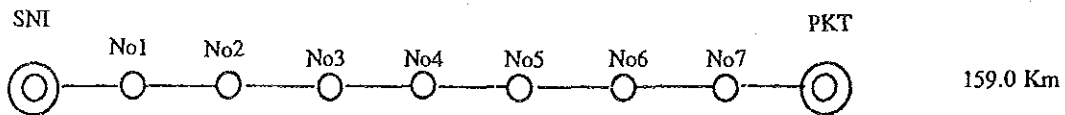
(16) Chanthaburi - Rayong (CTI - RYG) Fiber



(17) Chon Buri - Rayong (CBI - RYG) Fiber

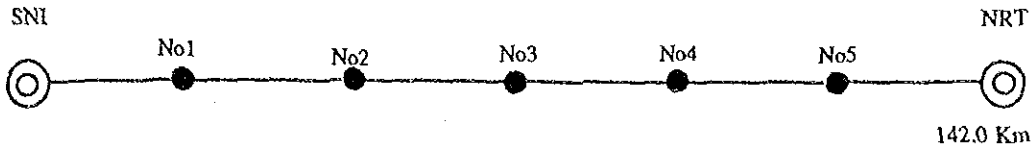


(18) Surat Thani - Phuket (SNI - PKT) Fiber

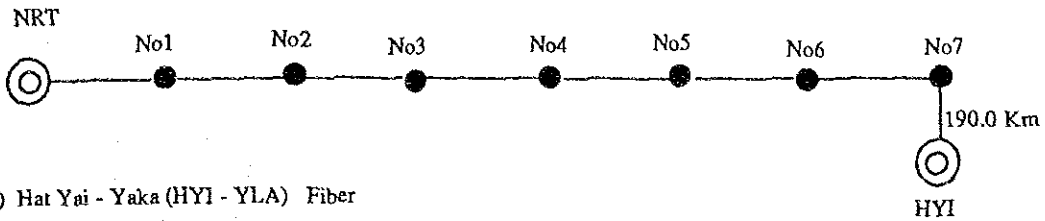


8-49 新設伝送路概要(4/5)

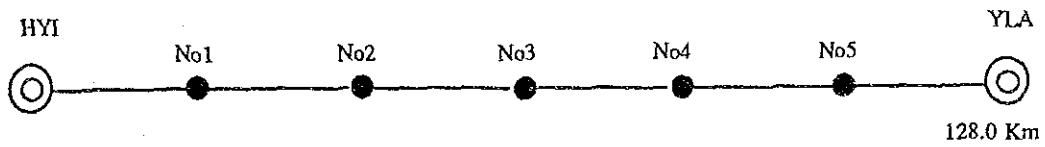
(19) Surat Thani - Nakhon Si Thammarat (SNI - NRT)



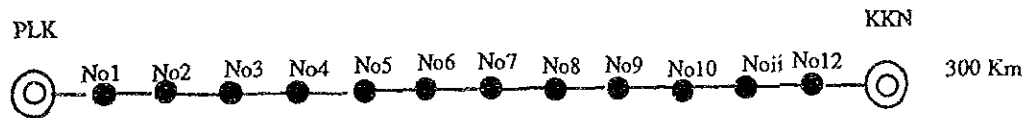
(20) Nakhon Si Thammarat - Hat Yai (NRT - HYI) Fiber



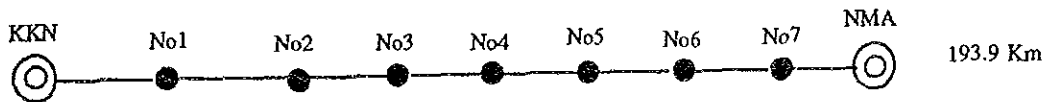
(21) Hat Yai - Yaka (HYI - YLA) Fiber




(22) Phisanulok - Khon Kaen (PLK - KKN) Fiber




(23) Khon Kaen - Nakhon Rachasima (KKN - NMA) Fiber



(24) Chon Buri - Hat Yai (CBI - HYI) Submarine Fiber

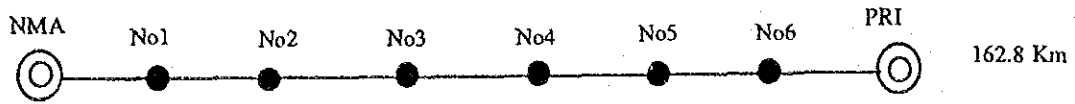


(25) Phuket - Krabi (PKT - KBI) Submarine Fiber



8-49 新設伝送路概要 (5/5)

(26) Nakhon Ratchasima - Prachin Buri (NMA - PRI) Fiber



(27) Prachin Buri - Chochoengsao (PRI - CCO) Fiber



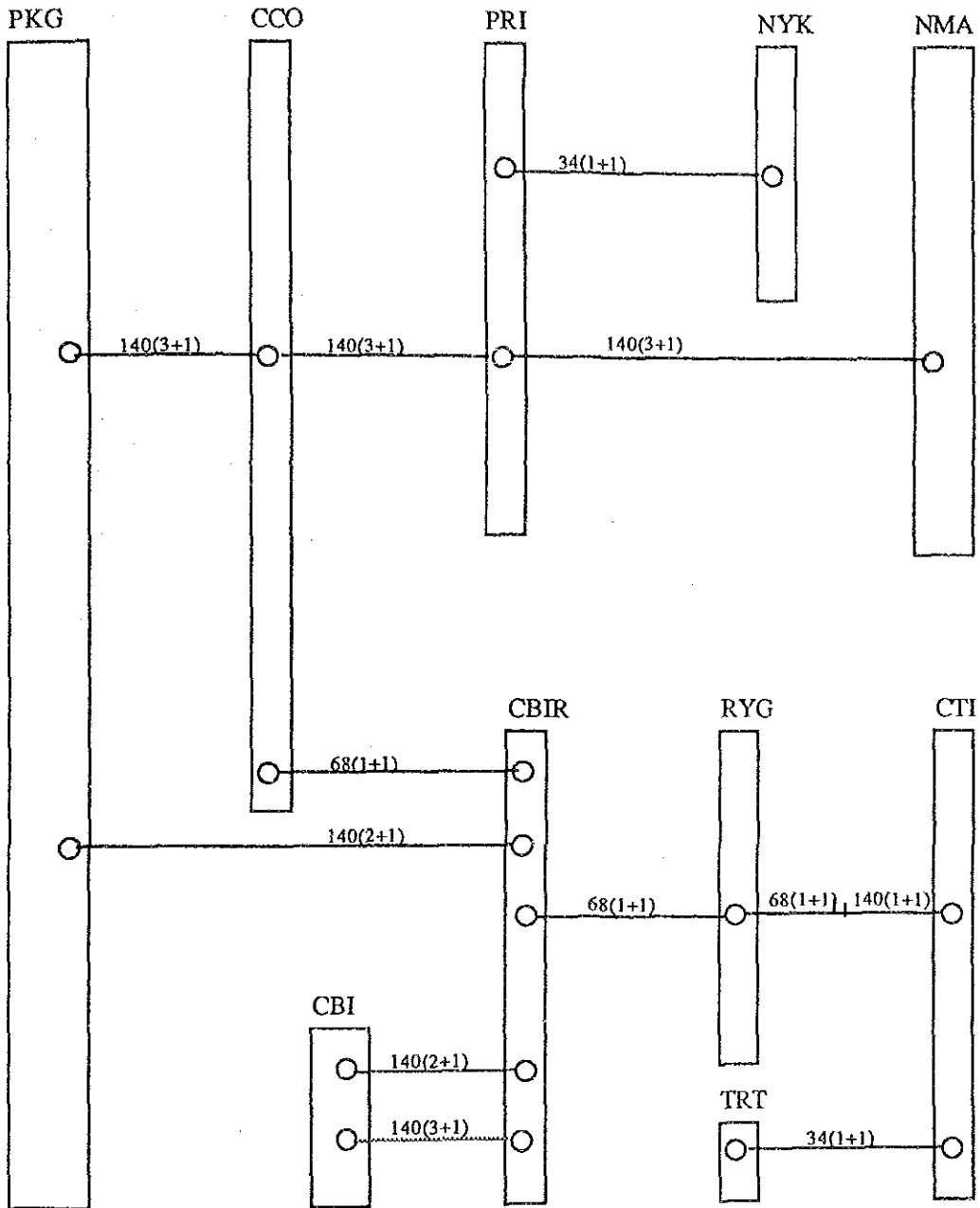
(28) Chochoengsao - Chon Buri (CCO - CBI) Fiber



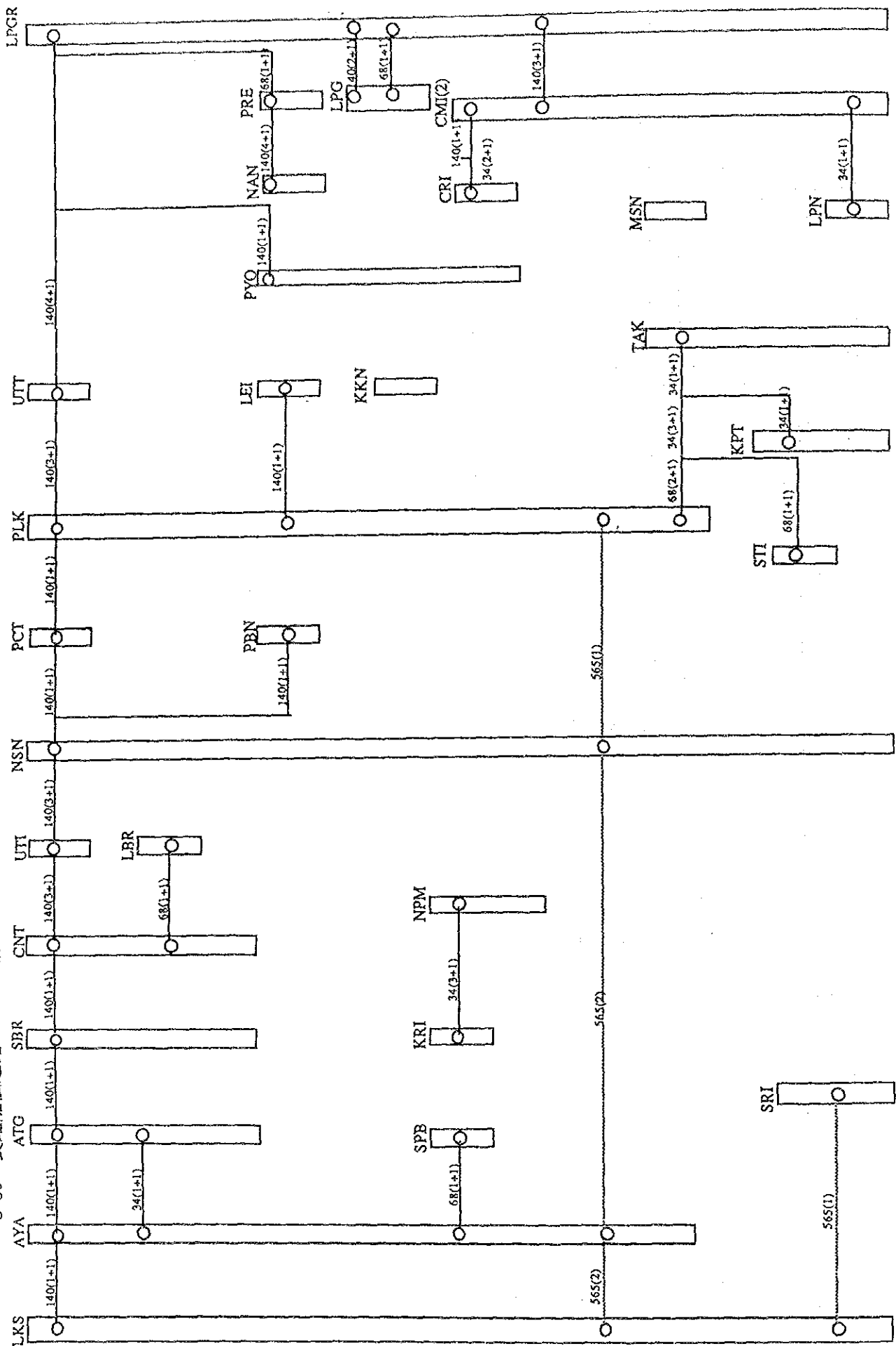
(29) Chochoengsao - Bangkok (CCO - BBK) Fiber



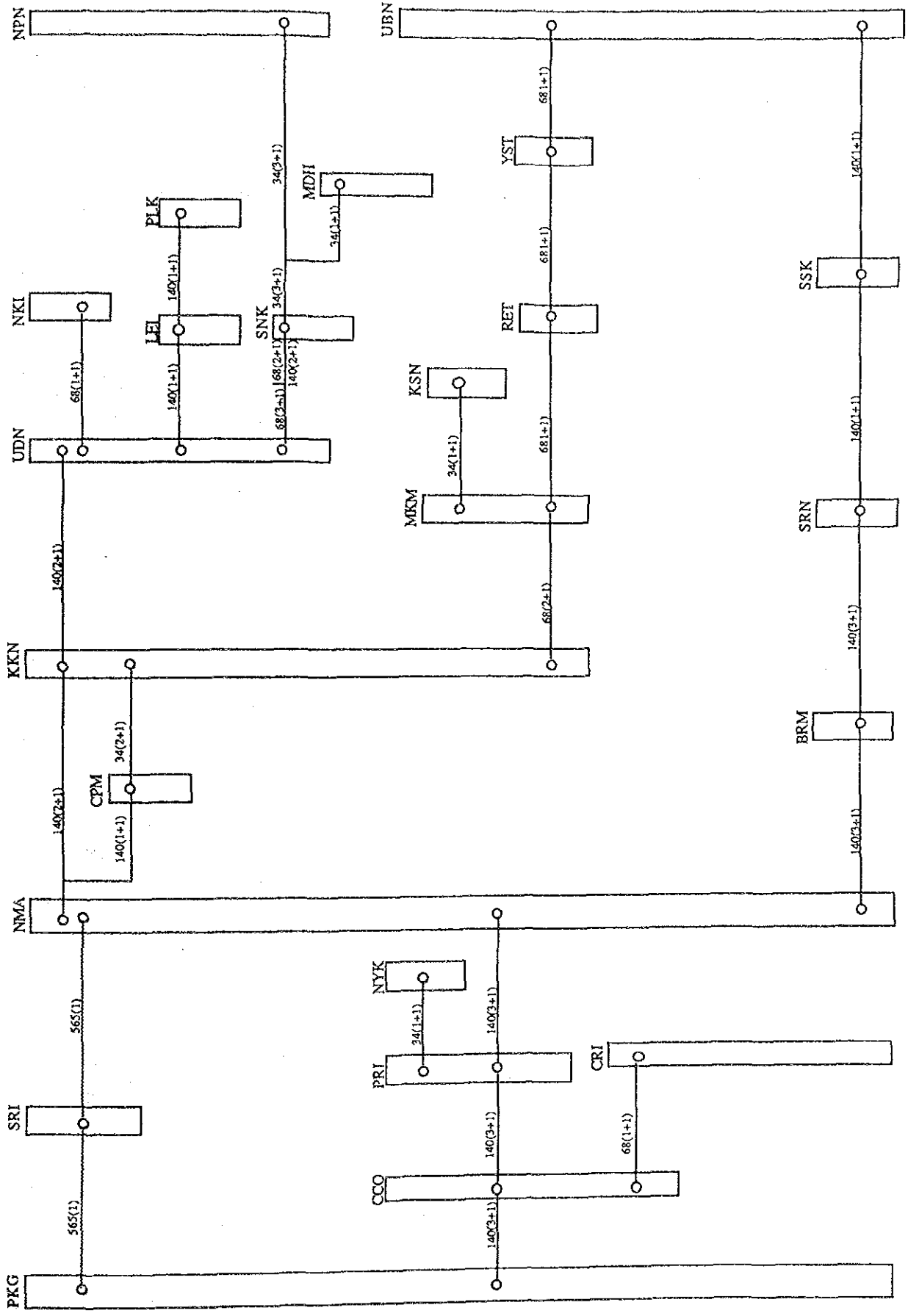
8-50 長距離伝送路システム構成 (東部地域, 1992年末) (1/8)



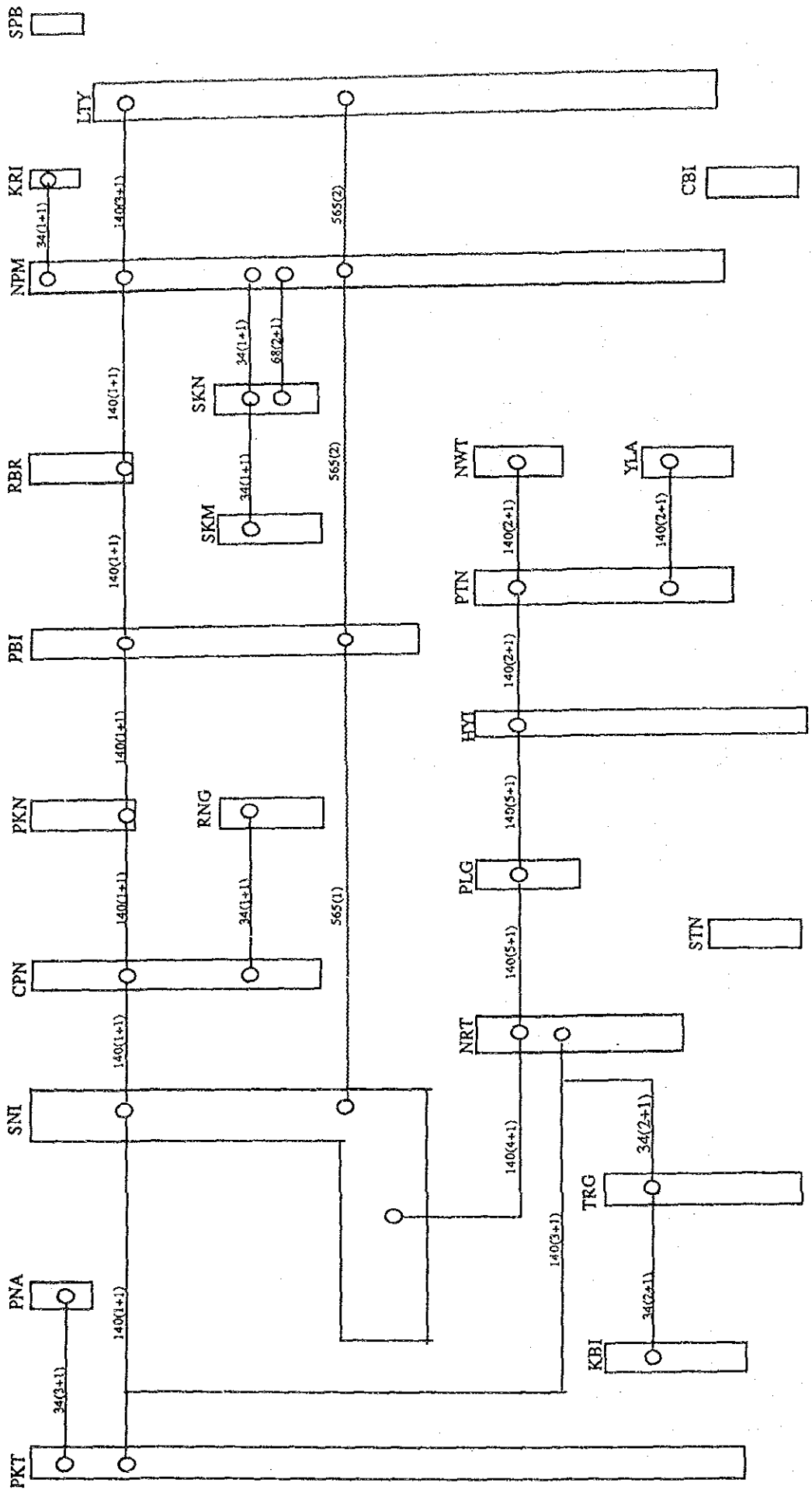
8-50 長距離伝送路システム構成 (北部地域, 1992年末) (2/8)



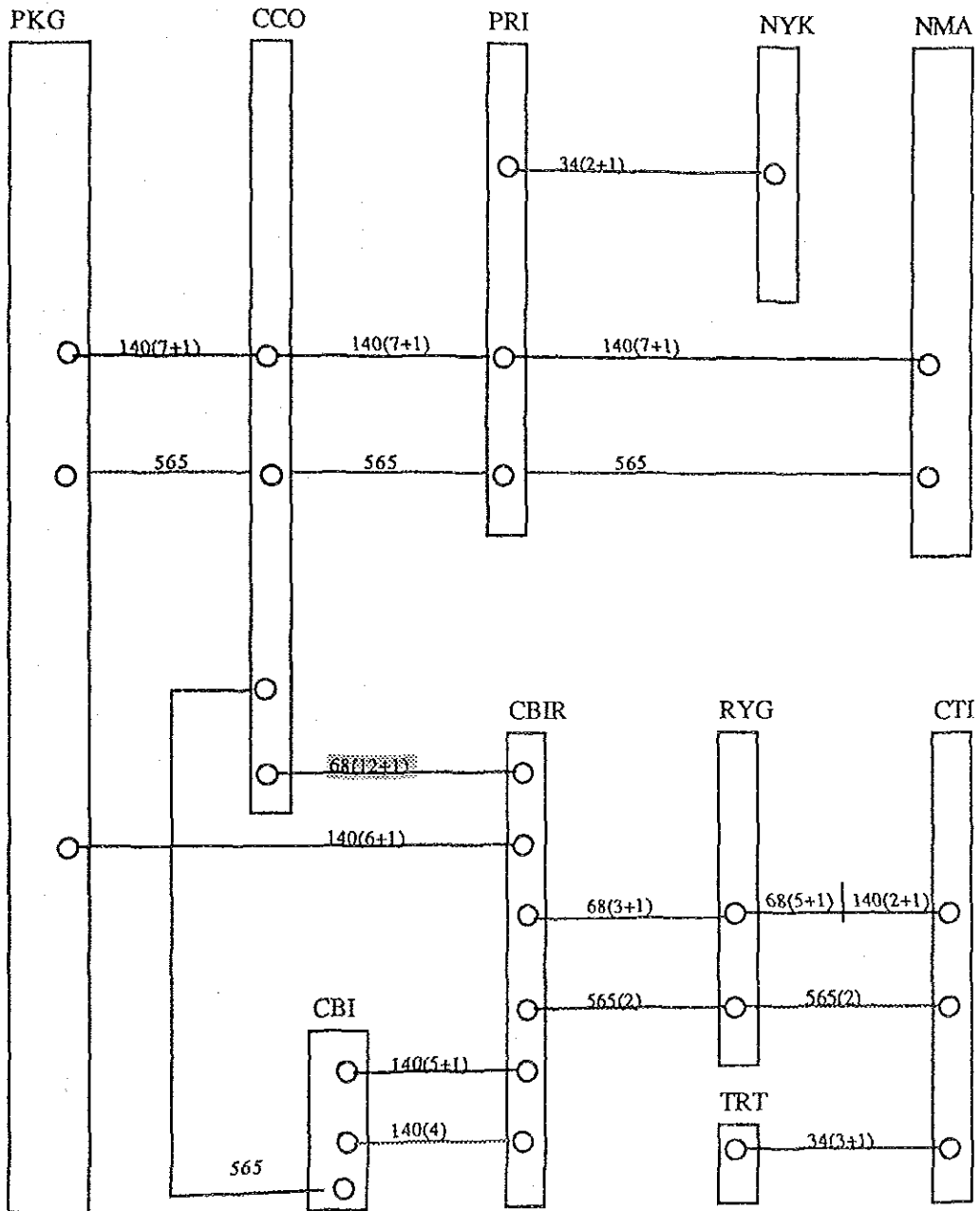
8-50 長距離伝送路システム構成 (東北部地域, 1992年末) (3/8)



8-50 長距離伝送路システム構成 (南部地域, 1992年末) (4/8)



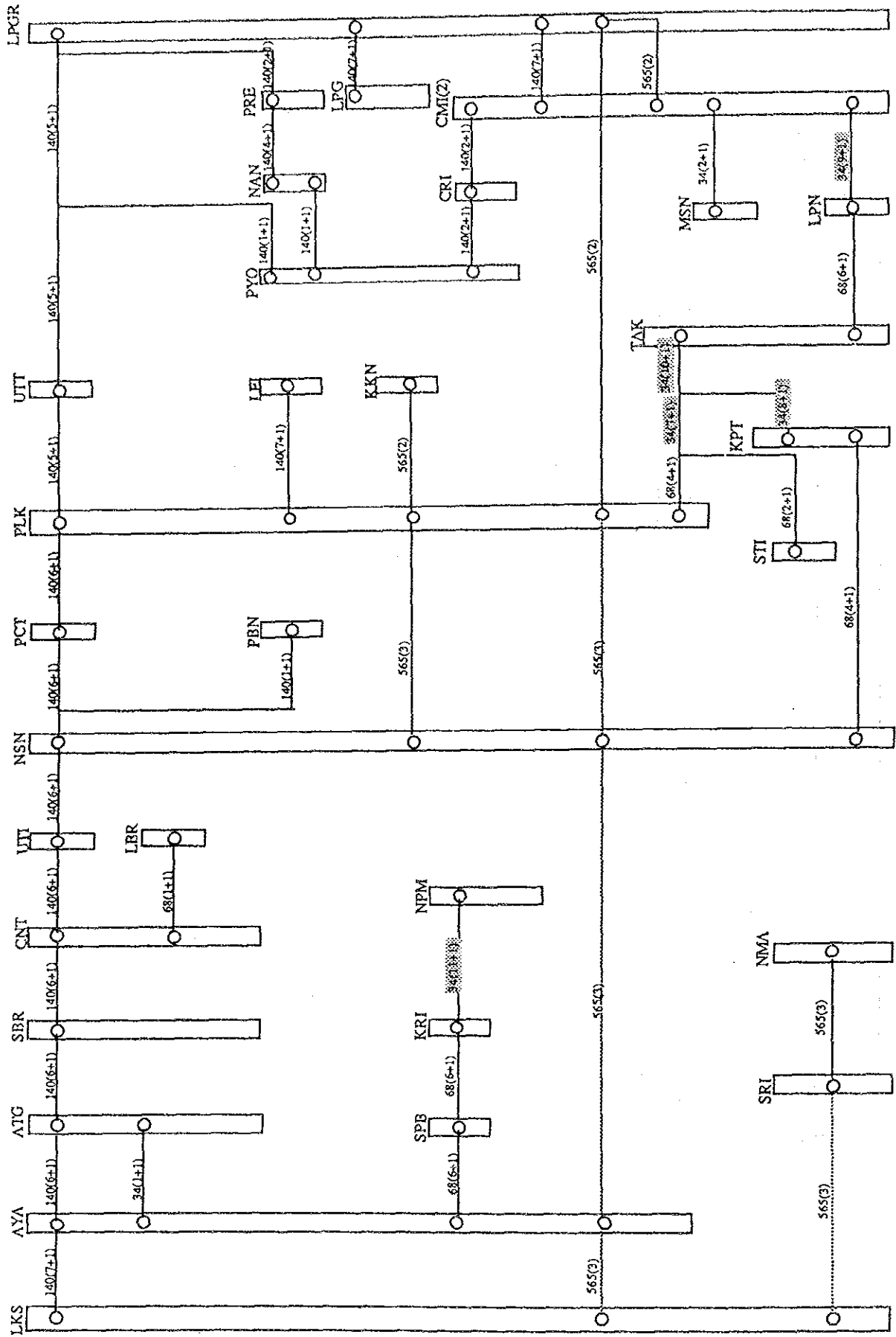
8-50 長距離伝送路システム構成 (東部地域, 2007年末) (5/8)



LEGEND

68(10+1) Aroute should be to the more large capacity

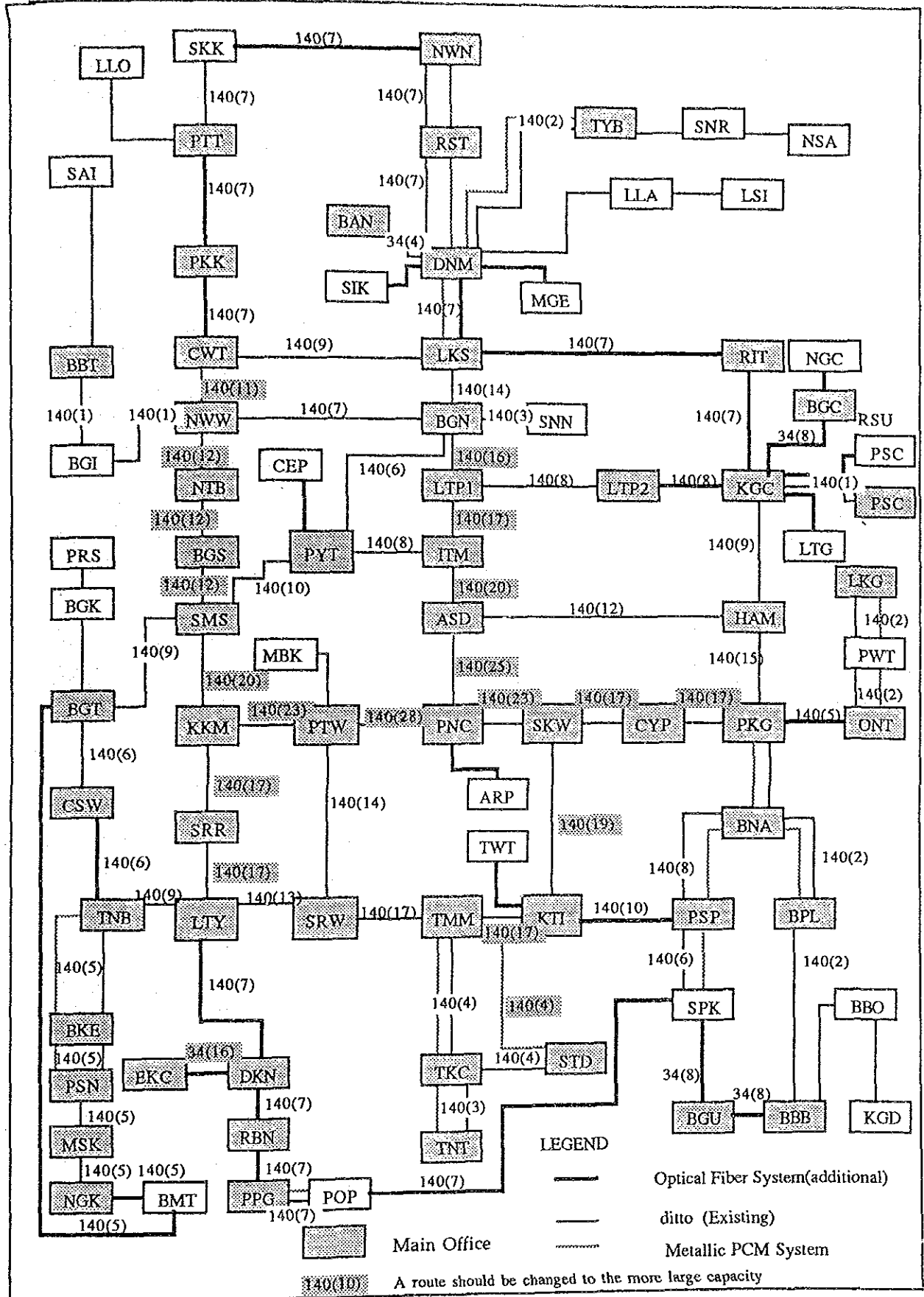
8-50 長距離伝送路システム構成 (北部地域, 2007年末) (6/8)



LEGEND

A route should be changed to the more large capacity

8-51 首都圏中継伝送路システム構成(2007 年末)



8-52 伝送設備計画詳細(1/5)

1. Long Distance

(1) Installation

Span	Distance (Km)	Capacity (MB/s)	No. of R.S			No. Of Span			No. of Sys.		
			P-1	P-2	P-3	P-1	P-2	P-3	P-1	P-2	P-3
(Microwave)											
MSN - CMI	156.8	34	3			1		1			
HYI - STN	67.0	34	1			1					
PYO - NAN	150.0	140	4		7			1		2	
CRI - PYO	84.5	140			2			1		2	
KPT - NSN	105.5	68			4			1		4	
SPB - KRI	55.0	68			2			1		2	
SPB - KRI	55.0	68			7			1		2	
NKI - NPN	297.0	34			2			1		2	
TRG - STN	136.0	34			6			1		2	
YLA - NWT	80.0	34			5			1		2	
SKM - PBI	28.0	68			2			1		2	
MDH - UBN	150.0	68			6			1		2	
LPN - TAK	182.0	68			8			1		4	
Sub total	1,492		8	0	49	2	0	11	0	0	24
(Fiber)											
PLK - LPG	203.5	565	7			1			2		
LPG - CMI	100.8	565	4			1			2		
CBI - RYG	60.2	565		2			1			2	
RYG - CTI	102.0	565		4			1			2	
SNI - PKT	159.0	140		6			1			2	
SNL - NRT	142.0	565		5			1			2	
NRT - HYI	190.0	565		7			1			2	
HYI - YLA	128.0	565		5			1			2	
PKT - KBI	60.0	68			0			1			2
PLK - KKN	300.0	565			10			1			2
KKN - NMA	193.9	565			7			1			2
NMA - PRI	162.8	565			6			1			2
PRI - CCO	66.4	565			3			1			2
CCO - CBI	36.8	565			1			1			2
CCO - BBK	68.2	565			2			1			2
CBI - HYI	650.0	565			6			1			2
Sub total	2,623.6		11	29	35	2	6	8	4	12	16
Inst. Total	4,115.4		19	29	84	4	6	19	4	12	40

8-52 伝送設備計画詳細(2/5)

(2) Expansion

Span	Distance (Km)	Capacity (MB/s)	No. of R.S			No. Of Span			No. of Sys.		
			P-1	P-2	P-3	P-1	P-2	P-3	P-1	P-2	P-3
(Microwave)											
MSN - CMI	110.2	34			3			1			1
HYI - STN	67.0	34			1			1			1
CMI - LPG	110.2	140	1	1		1	1		1	1	
LPG - UTT	117.7	140	2	2		1	1		1	1	
UTT - PLK	95.2	140	2	2		1	1		1	1	
PLK - PCT	31.7	140	1	1	1	1	1	1	1	1	1
PCT - NSN	96.4	140	3	3	3	1	1	1	1	1	1
NSN - UTI	37.5	140	0	0	0	1	1	1	1	1	1
UTI - CNT	23.2	140	0	0	0	1	1	1	1	1	1
CNT - SBR	43.5	140	1	1	1	1	1	1	1	1	1
SBR - AYA	63.7	140	1	1	1	1	1	1	1	1	1
AYA - BKK	62.7	140	2	2	2	1	1	1	1	1	1
BKK - CCO	68.2	140	2	2	2	1	1	1	1	1	1
CCO - PRI	66.4	140	1	1	1	1	1	1	1	1	1
PRI - NMA	162.8	140	3	3	3	1	1	1	1	1	1
NMA - KKN	193.9	140	5	5	5	1	1	1	1	1	1
KKN - UDN	119.1	140	3	3	3	1	1	1	1	1	1
UDN - LEI	126.1	140	3	3	3	1	1	1	1	1	1
LEI - PLK	201.2	140	5	5	5	1	1	1	1	1	1
CMI - LPN	14.2	68			0			1			3
TAK - KPT	83.6	68			3			1			3
KKN - MKN	59.6	68	1	1	1	1	1	1	1	1	1
MKN - RET	40.0	68	0	0	0	1	1	1	1	1	1
RET - YST	64.7	68	1	1	1	1	1	1	1	1	1
YST - UBN	125.0	68	3	3	3	1	1	1	1	1	1
UBN - SSK	57.9	140	1	1		1	1		1	1	
SSK - SRN	94.1	140	2	2		1	1		1	1	
SRN - BRM	43.3	140	1	1		1	1		1	1	
BRM - NMA	109.1	140	3	3		1	1		1	1	
CCO - CBI	36.8	140	0	0	0	1	1	1	1	1	1
CBI - BBK	55.7	140	2	2	2	1	1	1	1	1	1
BKK - NPM	50.1	140	1	1	1	1	1	1	1	1	1
NPM - RBR	20.3	140	0	0	0	1	1	1	1	1	1
RBR - PBI	62.5	140	1	1	1	1	1	1	1	1	1
PBI - PKN	164.8	140	4	4	4	1	1	1	1	1	1
PKN - CPN	187.1	140	4	4	4	1	1	1	1	1	1
CPN - SNI	157.0	140	5	5	5	1	1	1	1	1	1
SNI - NRT	136.4	140	4	4	4	1	1	1	1	1	1
NRT - PLG	101.4	140	2	2	2	1	1	1	1	1	1
PLG - HYI	86.2	140	1	1	1	1	1	1	1	1	1
HYI - PTN	83.9	140	1	1		1	1		1	1	
PTN - YLA	43.0	140	0	0		1	1		1	1	
TAK - PLK	113.9	34	4		4	1		1	1		1
UDN - SNK	155.7	34	5		5	1		1	1		1
SNK - MDH	120.8	34	3		3	1		1	1		1
MDH - UBN	150.0	34	4		4	1		1	1		1
CBI - RYG	100.8	68	3	3	3	1	1	1	1	1	1
RYG - CTI	95.2	68	4	4	4	1	1	1	1	1	1
AYA - SPB	51.1	34	1		1	1		1	1		1
SPB - KRI	55.0	34	2		2	1		1	1		1
KRI - NPM	81.0	34	2		2	1		1	1		1
Sub total	4,598.9		100	79	94	47	40	42	47	40	46

8-52 伝送設備計画詳細(3/5)

Span	Distance (Km)	Capacity (MB/s)	No. of R.S			No. Of Span			No. of Sys.		
			P-1	P-2	P-3	P-1	P-2	P-3	P-1	P-2	P-3
(Fiber)											
PLK - NSN	130.6	565		5	5		1	1		1	1
NSN - AYA	137.9	565		7	7		1	1		1	1
AYA - BKK	62.7	565		2	2		1	1		1	1
BKK - SRI	71.2	565		2	2		1	1		1	1
SRI - NMA	155.2	565		6	6		1	1		1	1
BKK - NPM	50.1	565		2	2		1	1		1	1
NPM - PBI	82.8	565		3	3		1	1		1	1
PBI - CPN	351.8	565		14	14		1	1		1	1
CPN - SNI	157.0	565		6	6		1	1		1	1
Sub total	1,199.3		0	47	47	0	9	9	0	9	9
Expansion total	5,798.2		100	126	141	47	49	51	47	49	55
Grand total	9,913.6		119	155	225	51	55	70	51	61	65
(Micro. total)	6,090.7		108	79	143	49	40	53	47	40	70
(Fiber total)	3,822.9		11	76	82	2	15	17	4	21	25

(3)(Multiplexer Expansion)

System	No. OF MUX(Unit)			Total
	P-1	P-2	P-3	
140 Mb/s MUX	36	86	36	158
34 Mb/s MUX	99	99	101	299
8 Mb/s MUX	44	44	45	133
Total	179	229	182	590

2. Spur Route

(1) Installation and Expansion

(Microwave)	Capacity (Mb/s)	No. of Sys			Total
		P-1	P-2	P-3	
	34	23.0	23	24	70
(Fiber)	140	10	10	10	30
	34	23	23	24	70
Total		56	56	58	170

(2) Multiplexer Expansion

System	No of MUX (Unit)			Total
	P-1	P-2	P-3	
140 Mb/s MUX	20	20	20	60
34 Mb/s MUX	46	46	48	140
8 Mb/s MUX	666	666	668	2,000
Total-	732	732	736	2,200

3. Metropolitan junction route

(1) Installation and Expansion

Span	Capacity (MB/s)	No. of Sys			Total
		P-1	P-2	P-3	
PTT - PKK	140	2	1	1	4
PKK - CWT	140	2	1	1	4
MGE - DNM	68	2	1	1	4
SIK - DNM	68	2	1	1	4
LKS - RIT	140	2	1	1	4
RIT - KGC	140	2	1	1	4
KGC - LTG	68	2	1	1	4
KGC - BGC	140	2	1	1	4
BGC - NGC	68	2	1	1	4
KGC - LPT2	140	2	1	1	4
HAM - PKG	140	2	1	1	4
PKG - ONT	140	2	1	1	4
SPK - BGU	68	2	1	1	4
BGS - PYT	140	2	1	1	4
CEP - PYT	140	2	1	1	4
PTW - MBK	140	2	1	1	4
KTI - TWT	140	2	1	1	4
CSW - TNB	140	2	1	1	4
BMT - NGK	140	2	1	1	4
DKN - EKC	68	2	1	1	4
DKN - RBN	140	2	1	1	4
RBN - PPG	140	2	1	1	4
KGC - PSC(RSU)	68	2	1	1	4
DNM - LKS	140	2	1	1	4
PNC - ARP	68	2	1	1	4
LTY - DKN	140	2	1	1	4
BMT - BGT	140	2	1	1	4
BGU - BBB	68	2	1	1	4
KTI - PSP	140	2	1	1	4
SKK - NWN	140	2	1	1	4
POP - SPK	140	2	1	1	4
Sub total		62	29	29	116

8-52 伝送設備計画詳細(5/5)

(2) Expansion

Span	Capacity (MB/s)	Sys.			Total
		P-1	P-2	P-3	
CWT - LKS	140	2	1	1	4
LKS - BGN	140	2	1	1	4
BGN - LTP1	140	2	1	1	4
LPT1 - ITM	140	2	1	1	4
ITM - PYT	140	2	1	1	4
PYT - BGS	140	2	1	1	4
BGS - NTB	140	2	1	1	4
NTB - NWW	140	2	1	1	4
NWW - CWT	140	2	1	1	4
LKS - RIT	140	2	1	1	4
RIT - KGC	140	2	1	1	4
KGC - LPT2	140	2	1	1	4
LPT2 - LPT1	140	2	1	1	4
ITM - ASD	140	2	1	1	4
ASDV - PNC	140	2	1	1	4
PNC - PTW	140	2	1	1	4
PTW - KKM	140	2	1	1	4
KKM - SMS	140	2	1	1	4
SMS - BGS	140	2	1	1	4
KGC - HAM	140	2	1	1	4
HAM - PKG	140	2	1	1	4
PKG - CYT	140	2	1	1	4
CYT - SKW	140	2	1	1	4
SKW - PNC	140	2	1	1	4
KKM - SRR	140	2	1	1	4
SRR - LTY	140	2	1	1	4
LTY - TNB	140	2	1	1	4
TNB - CSW	140	2	1	1	4
CSW - BGT	140	2	1	1	4
BGT - SMS	140	2	1	1	4
SKW - KTI	140	2	1	1	4
KTI - TMM	140	2	1	1	4
TMM - SRW	140	2	1	1	4
SRW - LTY	140	2	1	1	4
Sub total		68	34	34	136
Total		130	63	63	252

(3) Multiplexer Expansion

System	No of MUX (Unit)			Total
	P-1	P-2	P-3	
140 Mb/s MUX	36	36	38	110
34 Mb/s MUX	25	25	26	76
8 Mb/s MUX	54	54	55	163
Total	115	115	119	349

9-1 プロジェクトのキャッシュフロー:[10% 増収の場合]

(Unit: Million Baht)

	Year	IN-FLOW			OUT-FLOW			Net In-Out	Accumulated In-Out
		Operating Revenue	Deposit	IN-Flow Total	Construction	Working Cost	OUT-Flow Total		
0	1992	0	0	0	13,931	0	13,931	-13,931	-13,931
1	1993	2,381	739	3,120	13,931	1,970	15,902	-12,781	-26,712
2	1994	6,067	993	7,059	13,931	3,663	17,594	-10,535	-37,247
3	1995	10,111	1,052	11,162	13,931	4,917	18,848	-7,686	-44,933
4	1996	14,181	1,052	15,233	13,931	5,978	19,909	-4,676	-49,610
5	1997	18,243	1,052	19,295	11,165	6,999	18,164	1,130	-48,479
6	1998	21,232	692	21,924	11,165	7,173	18,338	3,586	-44,893
7	1999	24,075	692	24,767	11,165	7,790	18,955	5,812	-39,081
8	2000	26,916	692	27,608	11,165	8,476	19,641	7,966	-31,115
9	2001	29,755	692	30,447	11,165	9,160	20,325	10,123	-20,992
10	2002	32,594	692	33,286	17,359	9,841	27,200	6,086	-14,907
11	2003	35,819	791	36,611	17,359	10,805	28,164	8,446	-6,460
12	2004	39,177	791	39,968	17,359	11,652	29,012	10,957	4,496
13	2005	42,534	791	43,325	17,359	12,432	29,791	13,534	18,030
14	2006	45,890	791	46,682	17,359	13,209	30,569	16,113	34,143
15	2007	49,246	791	50,037	6,451	13,986	20,437	29,600	63,743
16	2008	49,908	0	49,908	6,451	12,706	19,157	30,752	94,495
17	2009	49,908	0	49,908	6,451	12,374	18,826	31,083	125,578
18	2010	49,908	0	49,908	6,451	12,374	18,826	31,083	156,661
19	2011	49,908	0	49,908	6,451	12,374	18,826	31,083	187,744
20	2012	49,908	0	49,908	19,119	12,374	31,493	18,415	206,159
21	2013	49,908	0	49,908	19,119	12,374	31,493	18,415	224,574
22	2014	49,908	0	49,908	19,119	12,374	31,493	18,415	242,989
23	2015	49,908	0	49,908	19,119	12,374	31,493	18,415	261,404
24	2016	49,908	0	49,908	19,119	12,374	31,493	18,415	279,819
25	2017	49,908	0	49,908	11,414	12,374	23,789	26,120	305,938
26	2018	49,908	0	49,908	11,414	12,374	23,789	26,120	332,058
27	2019	49,908	0	49,908	11,414	12,374	23,789	26,120	358,178
28	2020	49,908	0	49,908	11,414	12,374	23,789	26,120	384,298
29	2021	49,908	0	49,908	11,414	12,374	23,789	26,120	410,417
30	2022	49,908	0	49,908	16,511	12,374	28,885	21,023	431,441
31	2023	49,908	0	49,908	16,511	12,374	28,885	21,023	452,464
32	2024	49,908	0	49,908	16,511	12,374	28,885	21,023	473,488
33	2025	49,908	0	49,908	16,511	12,374	28,885	21,023	494,511
34	2026	49,908	0	49,908	16,511	12,374	28,885	21,023	515,534
35	2027	49,908	-12,303	37,605	-76,470	-12,580	-89,050	126,655	642,189

FIRR= 15.57%

9-2 プロジェクトのキャッシュフロー:[10% 減収の場合]

(Unit: Million Baht)

	Year	IN-FLOW			OUT-FLOW			Net In-Out	Accumulated In-Out
		Operating Revenue	Deposit	IN-Flow Total	Construction	Working Cost	OUT-Flow Total		
0	1992	0	0	0	13,931	0	13,931	-13,931	-13,931
1	1993	2,166	739	2,905	13,931	1,841	15,772	-12,867	-26,799
2	1994	5,346	993	6,339	13,931	3,338	17,269	-10,931	-37,730
3	1995	8,793	1,052	9,844	13,931	4,487	18,418	-8,574	-46,303
4	1996	12,251	1,052	13,303	13,931	5,479	19,410	-6,107	-52,411
5	1997	15,702	1,052	16,754	11,165	6,440	17,605	-851	-53,262
6	1998	18,182	692	18,874	11,165	6,613	17,778	1,096	-52,166
7	1999	20,815	692	21,307	11,165	7,240	18,404	2,903	-49,263
8	2000	23,047	692	23,739	11,165	7,885	19,050	4,690	-44,573
9	2001	25,479	692	26,171	11,165	8,528	19,693	6,478	-38,095
10	2002	27,909	692	28,601	17,359	9,168	26,528	2,073	-36,022
11	2003	30,686	791	31,477	17,359	10,067	27,427	4,050	-31,972
12	2004	33,555	791	34,346	17,359	10,846	28,205	6,141	-25,831
13	2005	36,423	791	37,214	17,359	11,576	28,936	8,279	-17,552
14	2006	39,291	791	40,082	17,359	12,305	29,665	10,418	-7,135
15	2007	42,159	791	42,950	6,451	13,033	19,484	23,466	16,331
16	2008	42,577	0	42,577	6,451	11,850	18,301	24,275	40,606
17	2009	42,577	0	42,577	6,451	11,641	18,092	24,484	65,091
18	2010	42,577	0	42,577	6,451	11,641	18,092	24,484	89,575
19	2011	42,577	0	42,577	6,451	11,641	18,092	24,484	114,059
20	2012	42,577	0	42,577	19,119	11,641	30,760	11,816	125,876
21	2013	42,577	0	42,577	19,119	11,641	30,760	11,816	137,692
22	2014	42,577	0	42,577	19,119	11,641	30,760	11,816	149,509
23	2015	42,577	0	42,577	19,119	11,641	30,760	11,816	161,325
24	2016	42,577	0	42,577	19,119	11,641	30,760	11,816	173,142
25	2017	42,577	0	42,577	11,414	11,641	23,055	19,521	192,663
26	2018	42,577	0	42,577	11,414	11,641	23,055	19,521	212,184
27	2019	42,577	0	42,577	11,414	11,641	23,055	19,521	231,705
28	2020	42,577	0	42,577	11,414	11,641	23,055	19,521	251,227
29	2021	42,577	0	42,577	11,414	11,641	23,055	19,521	270,748
30	2022	42,577	0	42,577	16,511	11,641	28,152	14,425	285,173
31	2023	42,577	0	42,577	16,511	11,641	28,152	14,425	299,598
32	2024	42,577	0	42,577	16,511	11,641	28,152	14,425	314,023
33	2025	42,577	0	42,577	16,511	11,641	28,152	14,425	328,448
34	2026	42,577	0	42,577	16,511	11,641	28,152	14,425	342,872
35	2027	42,577	-12,303	30,273	-76,470	-9,647	-86,117	116,390	459,263

FIRR= 12.08%

9-3 プロジェクトのキャッシュフロー：[局外設備建設費用30% 増加の場合]

(Unit: Million Baht)

	Year	IN-FLOW			OUT-FLOW			Net In-Out	Accumulated In-Out
		Operating Revenue	Deposit	IN-Flow Total	Construction	Working Cost	OUT-Flow Total		
0	1992	0	0	0	16,172	0	16,172	-16,172	-16,172
1	1993	2,273	739	3,013	16,172	1,906	18,078	-15,065	-31,237
2	1994	5,706	993	6,699	16,172	3,501	19,673	-12,974	-44,210
3	1995	9,452	1,052	10,503	16,172	4,702	20,874	-10,371	-54,581
4	1996	13,216	1,052	14,268	16,172	5,728	21,900	-7,632	-62,213
5	1997	16,973	1,052	18,024	12,461	6,720	19,181	-1,157	-63,370
6	1998	19,707	692	20,399	12,461	6,893	19,354	1,045	-62,325
7	1999	22,345	692	23,037	12,461	7,515	19,976	3,061	-59,264
8	2000	24,982	692	25,674	12,461	8,181	20,642	5,032	-54,233
9	2001	27,617	692	28,309	12,461	8,844	21,305	7,004	-47,229
10	2002	30,251	692	30,943	18,901	9,504	28,406	2,538	-44,691
11	2003	33,252	791	34,044	18,901	10,436	29,337	4,707	-39,985
12	2004	36,366	791	37,157	18,901	11,249	30,150	7,007	-32,978
13	2005	39,478	791	40,270	18,901	12,004	30,905	9,365	-23,613
14	2006	42,591	791	43,382	18,901	12,757	31,658	11,723	-11,889
15	2007	45,702	791	46,494	6,451	13,510	19,961	26,533	14,643
16	2008	46,243	0	46,243	6,451	12,278	18,729	27,513	42,157
17	2009	46,243	0	46,243	6,451	12,008	18,459	27,784	69,941
18	2010	46,243	0	46,243	6,451	12,008	18,459	27,784	97,724
19	2011	46,243	0	46,243	6,451	12,008	18,459	27,784	125,508
20	2012	46,243	0	46,243	21,360	12,008	33,367	12,875	138,383
21	2013	46,243	0	46,243	21,360	12,008	33,367	12,875	151,258
22	2014	46,243	0	46,243	21,360	12,008	33,367	12,875	164,133
23	2015	46,243	0	46,243	21,360	12,008	33,367	12,875	177,008
24	2016	46,243	0	46,243	21,360	12,008	33,367	12,875	189,883
25	2017	46,243	0	46,243	12,711	12,008	24,718	21,524	211,407
26	2018	46,243	0	46,243	12,711	12,008	24,718	21,524	232,932
27	2019	46,243	0	46,243	12,711	12,008	24,718	21,524	254,456
28	2020	46,243	0	46,243	12,711	12,008	24,718	21,524	275,980
29	2021	46,243	0	46,243	12,711	12,008	24,718	21,524	297,504
30	2022	46,243	0	46,243	18,052	12,008	30,060	16,182	313,686
31	2023	46,243	0	46,243	18,052	12,008	30,060	16,182	329,869
32	2024	46,243	0	46,243	18,052	12,008	30,060	16,182	346,051
33	2025	46,243	0	46,243	18,052	12,008	30,060	16,182	362,234
34	2026	46,243	0	46,243	18,052	12,008	30,060	16,182	378,416
35	2027	46,243	-12,303	33,939	-88,194	-11,113	-99,307	133,247	511,663

FIRR= 11.68%

9-4 プロジェクトのキャッシュフロー:[局外設備建設費用50% 増加の場合]

(Unit: Million Baht)

	Year	IN-FLOW			OUT-FLOW			Net In-Out	Accumulated In-Out
		Operating Revenue	Deposit	IN-Flow Total	Construction	Working Cost	OUT-Flow Total		
0	1992	0	0	0	17,666	0	17,666	-17,666	-17,666
1	1993	2,273	739	3,013	17,666	1,906	19,571	-16,559	-34,224
2	1994	5,706	993	6,699	17,666	3,501	21,166	-14,467	-48,692
3	1995	9,452	1,052	10,503	17,666	4,702	22,368	-11,864	-60,556
4	1996	13,216	1,052	14,268	17,666	5,728	23,394	-9,126	-69,682
5	1997	16,973	1,052	18,024	13,325	6,720	20,045	-2,021	-71,703
6	1998	19,707	692	20,399	13,325	6,893	20,218	181	-71,523
7	1999	22,345	692	23,037	13,325	7,515	20,840	2,197	-69,326
8	2000	24,982	692	25,674	13,325	8,181	21,506	4,167	-65,159
9	2001	27,617	692	28,309	13,325	8,844	22,169	6,140	-59,019
10	2002	30,251	692	30,943	19,929	9,504	29,433	1,510	-57,509
11	2003	33,252	791	34,044	19,929	10,436	30,365	3,679	-53,830
12	2004	36,366	791	37,157	19,929	11,249	31,178	5,979	-47,851
13	2005	39,478	791	40,270	19,929	12,004	31,933	8,337	-39,514
14	2006	42,591	791	43,382	19,929	12,757	32,686	10,696	-28,819
15	2007	45,702	791	46,494	6,451	13,510	19,961	26,533	-2,286
16	2008	46,243	0	46,243	6,451	12,278	18,729	27,513	25,228
17	2009	46,243	0	46,243	6,451	12,008	18,459	27,784	53,011
18	2010	46,243	0	46,243	6,451	12,008	18,459	27,784	80,795
19	2011	46,243	0	46,243	6,451	12,008	18,459	27,784	108,579
20	2012	46,243	0	46,243	22,853	12,008	34,861	11,381	119,960
21	2013	46,243	0	46,243	22,853	12,008	34,861	11,381	131,341
22	2014	46,243	0	46,243	22,853	12,008	34,861	11,381	142,723
23	2015	46,243	0	46,243	22,853	12,008	34,861	11,381	154,104
24	2016	46,243	0	46,243	22,853	12,008	34,861	11,381	165,485
25	2017	46,243	0	46,243	13,575	12,008	25,583	20,660	186,145
26	2018	46,243	0	46,243	13,575	12,008	25,583	20,660	206,805
27	2019	46,243	0	46,243	13,575	12,008	25,583	20,660	227,465
28	2020	46,243	0	46,243	13,575	12,008	25,583	20,660	248,125
29	2021	46,243	0	46,243	13,575	12,008	25,583	20,660	268,785
30	2022	46,243	0	46,243	19,080	12,008	31,088	15,155	283,939
31	2023	46,243	0	46,243	19,080	12,008	31,088	15,155	299,094
32	2024	46,243	0	46,243	19,080	12,008	31,088	15,155	314,249
33	2025	46,243	0	46,243	19,080	12,008	31,088	15,155	329,403
34	2026	46,243	0	46,243	19,080	12,008	31,088	15,155	344,558
35	2027	46,243	-12,303	33,939	-96,010	-11,113	-107,123	141,063	485,620

FIRR= 10.46%

9-5 プロジェクトのキャッシュフロー:[要員数増加の場合]

(Unit: Million Baht)

	Year	IN-FLOW			OUT-FLOW			Net In-Out	Accumulated In-Out
		Operating Revenue	Deposit	IN-Flow Total	Construction	Working Cost	OUT-Flow Total		
0	1992	0	0	0	13,931	0	13,931	-13,931	-13,931
1	1993	2,273	739	3,013	13,931	1,993	15,925	-12,912	-26,843
2	1994	5,706	993	6,699	13,931	3,724	17,655	-10,956	-37,799
3	1995	9,452	1,052	10,503	13,931	5,068	19,000	-8,496	-46,296
4	1996	13,216	1,052	14,268	13,931	6,227	20,159	-5,891	-52,186
5	1997	16,973	1,052	18,024	11,165	7,335	18,500	-475	-52,662
6	1998	19,707	692	20,399	11,165	7,533	18,698	1,701	-50,961
7	1999	22,345	692	23,037	11,165	8,167	19,331	3,706	-47,255
8	2000	24,982	692	25,674	11,165	8,830	19,995	5,679	-41,577
9	2001	27,617	692	28,309	11,165	9,478	20,643	7,666	-33,911
10	2002	30,251	692	30,943	17,359	10,113	27,473	3,471	-30,440
11	2003	33,252	791	34,044	17,359	11,023	28,383	5,661	-24,779
12	2004	36,366	791	37,157	17,359	11,804	29,164	7,993	-16,786
13	2005	39,478	791	40,270	17,359	12,517	29,876	10,393	-6,393
14	2006	42,591	791	43,382	17,359	13,219	30,578	12,803	6,411
15	2007	45,702	791	46,494	6,451	13,912	20,363	26,131	32,542
16	2008	46,243	0	46,243	6,451	12,680	19,131	27,111	59,653
17	2009	46,243	0	46,243	6,451	12,410	18,861	27,382	87,035
18	2010	46,243	0	46,243	6,451	12,410	18,861	27,382	114,416
19	2011	46,243	0	46,243	6,451	12,410	18,861	27,382	141,798
20	2012	46,243	0	46,243	19,119	12,410	31,529	14,714	156,511
21	2013	46,243	0	46,243	19,119	12,410	31,529	14,714	171,225
22	2014	46,243	0	46,243	19,119	12,410	31,529	14,714	185,939
23	2015	46,243	0	46,243	19,119	12,410	31,529	14,714	200,652
24	2016	46,243	0	46,243	19,119	12,410	31,529	14,714	215,366
25	2017	46,243	0	46,243	11,414	12,410	23,824	22,418	237,784
26	2018	46,243	0	46,243	11,414	12,410	23,824	22,418	260,203
27	2019	46,243	0	46,243	11,414	12,410	23,824	22,418	282,621
28	2020	46,243	0	46,243	11,414	12,410	23,824	22,418	305,040
29	2021	46,243	0	46,243	11,414	12,410	23,824	22,418	327,458
30	2022	46,243	0	46,243	16,511	12,410	28,921	17,322	344,780
31	2023	46,243	0	46,243	16,511	12,410	28,921	17,322	362,102
32	2024	46,243	0	46,243	16,511	12,410	28,921	17,322	379,424
33	2025	46,243	0	46,243	16,511	12,410	28,921	17,322	396,746
34	2026	46,243	0	46,243	16,511	12,410	28,921	17,322	414,068
35	2027	46,243	-12,303	33,939	-76,470	-10,711	-87,181	121,120	535,189

FIRR= 13.33%

11-1-1 ケースA：貸借対照表(1/3)

Balance Sheet (Unit: Million Baht)								
Year	1987	1988	1989	1990	1991	1992	1993	
1. Assets								
1.1 Fixed Assets								
1.1.1 Gross Plant in Service - Book Value	23,138.8	27,374.0	35,856.3	45,614.9	60,523.1	76,770.1	94,785.2	
1.1.2 Less: Accumulated Depreciation - Book Value	6,205.5	7,675.7	9,888.8	12,740.2	16,455.1	21,260.3	27,264.8	
1.1.3 Net Plant in Service - Book Value	16,933.3	19,698.3	25,967.5	32,874.7	44,068.0	55,509.8	67,520.4	
1.1.4 Add: Plant under Construction	12,608.9	13,603.5	14,396.1	19,310.0	21,323.6	23,560.1	28,512.4	
1.1.5 Total Fixed Assets	29,542.2	33,301.8	40,363.5	52,184.6	65,391.6	79,069.9	96,032.8	
1.2 Other Non-Current Assets								
1.2.1 Sinking Fund	760.2	1,239.3	1,993.0	3,193.0	2,693.0	3,893.0	5,093.0	
1.2.2 Royalty in Sub-Marine Cable		314.1	300.6	287.1	273.6	260.1	246.6	
1.2.3 Other Assets	7.4	19.6	28.5	30.9	34.0	37.9	41.0	
1.2.4 Total Other Non-Current Assets	767.6	1,573.0	2,322.1	3,511.0	3,000.6	4,191.0	5,380.6	
1.3 Current Assets								
1.3.1 Cash	544.9	1,181.8	-374.1	-1,582.4	-4,089.4	-7,498.6	-10,276.0	
1.3.2 Account Receivable (Op.Rev.'0.19)	1,948.0	2,206.9	2,152.4	2,470.7	2,929.5	3,451.2	4,106.8	
1.3.3 Inventories	1,481.7	1,588.1	1,628.0	1,675.6	1,744.8	1,845.6	1,967.4	
1.3.4 Other Current Assets	251.5	305.9	326.5	371.5	434.3	507.7	581.5	
1.3.5 Total Current Assets	4,226.1	5,282.7	3,732.8	2,935.4	1,019.2	-1,694.1	-3,620.3	
1.4 Total Assets	34,535.9	40,157.5	46,418.4	58,631.0	69,411.4	81,566.8	97,793.1	
2. Liabilities and Equities								
2.1 Equities								
2.1.1 Government Contribution	515.7	515.7	515.7	515.7	515.7	515.7	515.7	
2.1.2 Contribution by Customers	179.9	233.0	280.0	300.0	320.0	340.0	360.0	
2.1.3 Less Loss from								
- Baht Devaluation	-1,135.2	-962.6	-791.7	-620.8	-478.9	-358.2	-272.5	
- Exchange Currency	-2,696.3	-3,420.9	-3,556.1	-3,723.5	-3,887.0	-4,141.4	-4,466.5	
- Exchange Risk Pooling System	-1,809.6	-1,106.5	-946.5	-786.5	-626.5	-466.5	-306.5	
2.1.4 Retained Earnings	9,072.5	10,637.9	12,203.1	13,821.3	15,887.8	17,818.1	19,701.8	
2.1.5 Total Equities	4,127.0	5,896.6	7,704.5	9,506.3	11,731.1	13,707.7	15,532.0	
2.2 Customer Deposits	2,319.9	2,674.7	3,131.0	3,557.3	4,247.6	5,015.9	6,067.5	
2.3 Long-Term Debts								
2.3.1 Gross Long-Term Debts	24,416.4	26,982.1	30,208.4	39,355.6	48,090.9	56,825.8	69,396.4	
2.3.2 Less: Current Maturities	1,401.3	1,735.3	2,132.1	3,230.7	2,980.6	3,923.7	3,607.6	
2.3.3 Net Long-Term Debts	23,015.1	25,246.8	28,076.3	36,124.9	45,110.3	52,902.1	65,788.8	
2.4 Other Liabilities	1,381.3	1,845.4	2,214.5	2,712.4	1,184.0	1,438.3	1,716.8	
2.5 Current Liabilities								
2.5.1 Accounts Payable	529.7	710.2	1,324.4	1,502.3	1,786.3	2,101.6	2,529.3	
2.5.2 Accrued Staff Bonus and Remittance to the Treasury	1,041.8	1,162.3	1,164.7	1,210.2	1,482.3	1,397.8	1,369.6	
2.5.3 Other Current Liabilities	719.8	886.2	670.9	786.8	889.1	1,079.8	1,181.4	
2.5.4 Current Maturities	1,401.3	1,735.3	2,132.1	3,230.7	2,980.6	3,923.7	3,607.6	
2.5.5 Total Current Liabilities	3,692.6	4,494.0	5,292.1	6,730.0	7,138.2	8,502.8	8,687.9	
2.6 Total Liabilities and Equities	34,535.9	40,157.5	46,418.4	58,631.0	69,411.3	81,566.9	97,793.1	

11-1-1 ケースA : 貸借対照表(2/3)

Balance Sheet (Unit: Million Baht)							
Year	1994	1995	1996	1997	1998	1999	2000
1. Assets							
1.1 Fixed Assets							
1.1.1 Gross Plant in Service - Book Value	116,407.4	139,598.7	163,104.7	184,445.2	196,376.7	212,287.5	231,591.0
1.1.2 Less: Accumulated Depreciation - Book Value	34,656.5	43,616.7	54,211.4	66,375.6	79,704.4	94,007.6	109,543.0
1.1.3 Net Plant in Service - Book Value	81,750.9	95,982.0	108,893.3	118,069.6	116,672.4	118,279.9	122,038.0
1.1.4 Add: Plant under Construction	30,177.5	30,585.9	27,452.3	14,425.7	21,660.7	25,097.8	25,326.3
1.1.5 Total Fixed Assets	111,928.3	126,567.8	136,345.6	132,495.3	138,333.1	143,377.7	147,364.3
1.2 Other Non-Current Assets							
1.2.1 Sinking Fund	4,691.0	5,891.0	7,091.0	7,691.0	8,891.0	10,091.0	10,231.0
1.2.2 Royalty in Sub-Marine Cable	233.1	219.6	206.1	192.6	179.1	165.6	152.1
1.2.3 Other Assets	43.3	45.7	48.3	50.3	30.7	32.1	33.6
1.2.4 Total Other Non-Current Assets	4,967.4	6,156.3	7,345.4	7,933.9	9,100.8	10,288.7	10,416.7
1.3 Current Assets							
1.3.1 Cash	-13,919.7	-17,347.4	-18,171.2	-15,577.5	-16,635.2	-19,506.7	-19,933.1
1.3.2 Account Receivable (Op.Rev.'0.19)	4,753.7	5,405.8	6,057.9	6,710.0	7,174.8	7,627.7	8,090.6
1.3.3 Inventories	2,067.7	2,164.3	2,204.7	2,215.3	2,167.1	2,075.0	1,979.8
1.3.4 Other Current Assets	667.1	757.4	843.5	907.6	971.7	1,035.8	1,099.9
1.3.5 Total Current Assets	-6,411.1	-9,019.8	-9,065.1	-5,744.6	-6,321.6	-8,768.1	-8,772.9
1.4 Total Assets	110,484.6	123,704.3	134,625.9	134,684.7	141,112.3	144,898.3	149,008.1
2. Liabilities and Equities							
2.1 Equities							
2.1.1 Government Contribution	515.7	515.7	515.7	515.7	515.7	515.7	515.7
2.1.2 Contribution by Customers	380.0	400.0	420.0	440.0	460.0	480.0	500.0
2.1.3 Less Loss from							
- Baht Devaluation	-196.9	-129.3	-80.8	-41.3	-11.3	0.0	0.0
- Exchange Currency	-4,891.2	-5,425.3	-6,018.0	-6,640.7	-7,680.9	-8,615.8	-9,441.9
- Exchange Risk Pooling System	-146.5						
2.1.4 Retained Earnings	21,259.2	22,527.1	23,620.7	24,795.2	26,119.0	27,603.8	29,169.0
2.1.5 Total Equities	16,920.3	17,888.3	18,457.6	19,068.9	19,402.5	19,983.7	20,742.8
2.2 Customer Deposits	7,119.1	8,170.6	9,222.2	10,273.7	10,965.8	11,657.8	12,349.8
2.3 Long-Term Debts							
2.3.1 Gross Long-Term Debts	80,770.7	91,576.7	100,340.3	98,093.3	102,999.8	105,001.1	107,216.9
2.3.2 Less: Current Maturities	5,877.2	5,318.4	7,115.4	8,176.6	10,976.6	10,653.2	10,982.1
2.3.3 Net Long-Term Debts	74,893.5	86,258.3	93,224.9	89,916.7	92,023.2	94,347.9	96,234.9
2.4 Other Liabilities	82.6	93.0	103.4	113.7	121.2	128.4	135.7
2.5 Current Liabilities							
2.5.1 Accounts Payable	2,957.7	3,387.2	3,818.3	4,251.5	4,543.0	4,837.1	5,134.1
2.5.2 Accrued Staff Bonus and Remittance to the Treasury	1,167.7	989.2	864.4	929.7	999.4	1,115.1	1,180.8
2.5.3 Other Current Liabilities	1,466.5	1,599.3	1,819.6	1,953.7	2,080.6	2,175.1	2,248.0
2.5.4 Current Maturities	5,877.2	5,318.4	7,115.4	8,176.6	10,976.6	10,653.2	10,982.1
2.5.5 Total Current Liabilities	11,469.1	11,294.1	13,617.8	15,311.6	18,599.6	18,780.5	19,544.9
2.6 Total Liabilities and Equities	110,484.6	123,704.3	134,625.8	134,684.7	141,112.3	144,898.3	149,008.1

11-1-1 ケースA：貸借対照表(3/3)

Balance Sheet (Unit: Million Baht)							
Year	2001	2002	2003	2004	2005	2006	2007
1. Assets							
1.1 Fixed Assets							
1.1.1 Gross Plant in Service - Book Value	251,050.7	268,820.5	282,183.5	305,281.5	333,366.1	361,656.3	387,353.0
1.1.2 Less: Accumulated Depreciation - Book Value	126,435.1	144,630.6	163,915.7	184,477.0	206,829.7	231,155.5	257,370.8
1.1.3 Net Plant in Service - Book Value	124,615.6	124,189.9	118,267.8	120,804.5	126,536.4	130,500.9	129,982.2
1.1.4 Add: Plant under Construction	22,875.4	16,901.9	31,480.5	36,528.3	36,795.9	33,064.3	32,057.0
1.1.5 Total Fixed Assets	147,491.0	141,091.8	149,748.3	157,332.8	163,332.3	163,565.1	162,039.2
1.2 Other Non-Current Assets							
1.2.1 Sinking Fund	11,431.0	12,631.0	13,831.0	15,031.0	16,231.0	17,431.0	18,631.0
1.2.2 Royalty in Sub-Marine Cable	138.6	125.1	111.6	98.1	84.6	71.1	57.6
1.2.3 Other Assets	35.2	36.8	38.6	40.4	42.3	44.4	46.5
1.2.4 Total Other Non-Current Assets	11,604.8	12,792.9	13,981.2	15,169.5	16,357.9	17,546.5	18,735.1
1.3 Current Assets							
1.3.1 Cash	-19,712.5	-17,729.0	-21,524.7	-23,782.4	-24,658.0	-22,637.6	-29,391.1
1.3.2 Account Receivable (Op.Rev.'0.19)	8,533.5	8,986.3	9,506.8	10,046.3	10,585.9	11,125.4	11,664.9
1.3.3 Inventories	1,882.8	1,785.4	1,694.4	1,609.0	1,523.7	1,439.4	1,356.7
1.3.4 Other Current Assets	1,164.0	1,228.1	1,292.2	1,356.3	1,420.4	1,484.5	1,548.6
1.3.5 Total Current Assets	-8,132.2	-5,729.2	-9,031.3	-10,770.8	-11,128.0	-8,588.3	-14,820.9
1.4 Total Assets	150,963.6	148,155.5	154,698.2	161,731.5	168,562.2	172,523.3	165,953.3
2. Liabilities and Equities							
2.1 Equities							
2.1.1 Government Contribution	515.7	515.7	515.7	515.7	515.7	515.7	515.7
2.1.2 Contribution by Customers	520.0	540.0	560.0	580.0	600.0	620.0	640.0
2.1.3 Less Loss from							
- Baht Devaluation	0.0	0.0	0.0	0.0	0.0	0.0	0.0
- Exchange Currency	-9,887.0	-9,387.9	-9,834.9	-10,203.8	-10,511.8	-10,519.0	-9,272.8
- Exchange Risk Pooling System							
2.1.4 Retained Earnings	30,892.0	33,217.6	35,834.3	38,664.7	41,364.5	43,990.4	47,359.9
2.1.5 Total Equities	22,040.7	24,885.4	27,075.1	29,556.6	31,968.4	34,607.1	39,242.8
2.2 Customer Deposits	13,041.8	13,733.8	14,525.1	15,316.4	16,107.7	16,899.0	17,690.3
2.3 Long-Term Debts							
2.3.1 Gross Long-Term Debts	106,724.1	99,737.2	102,658.8	105,819.2	109,055.9	109,199.3	96,484.3
2.3.2 Less: Current Maturities	10,905.7	10,714.7	10,378.9	10,240.5	10,838.2	11,468.9	11,673.6
2.3.3 Net Long-Term Debts	95,818.4	89,022.5	92,279.9	95,578.6	98,217.7	97,730.4	84,810.6
2.4 Other Liabilities	142.9	150.2	158.5	167.1	175.7	184.4	193.0
2.5 Current Liabilities							
2.5.1 Accounts Payable	5,434.4	5,738.2	6,087.0	6,440.4	6,798.7	7,162.3	7,531.5
2.5.2 Accrued Staff Bonus and Remittance to the Treasury	1,295.1	1,681.9	1,878.3	2,024.0	1,949.1	1,907.8	2,376.0
2.5.3 Other Current Liabilities	2,284.5	2,228.9	2,315.3	2,407.8	2,506.7	2,563.4	2,435.6
2.5.4 Current Maturities	10,905.7	10,714.7	10,378.9	10,240.5	10,838.2	11,468.9	11,673.6
2.5.5 Total Current Liabilities	19,919.8	20,363.6	20,659.6	21,112.7	22,092.6	23,102.4	24,016.7
2.6 Total Liabilities and Equities	150,963.6	148,155.5	154,698.2	161,731.5	168,562.2	172,523.3	165,953.4

11-1-2 ケースA : 損益計算書(1/3)

Income Statement (Unit: Million Baht)								
Year		1987	1988	1989	1990	1991	1992	1993
1. Operating Revenues								
1.1 From Telephone Service								
1.1.1 Local Service Revenues		5,052.5	5,870.4	6,041.1	6,609.3	7,653.0	8,704.2	10,252.9
1.1.2 Long Distance		3,564.9	4,489.9	4,355.4	5,334.4	6,507.5	7,974.0	9,581.8
1.1.3 Other Service Revenue		789.1	678.3	931.8	1,059.8	1,258.0	1,486.2	1,790.0
1.1.4 Total Revenues from Telephone Service		9,406.5	11,038.6	11,328.3	13,003.5	15,418.5	18,164.4	21,614.7
1.2 Revenue from TZMR								
1.3 Total Operating Revenue		9,406.5	11,038.6	11,328.3	13,003.5	15,418.5	18,164.4	21,614.7
2. Operating Expenses								
2.1 Staff Remuneration		1,459.5	1,576.8	1,801.7	2,004.3	2,332.3	2,688.3	3,168.7
2.2 Maintenance Expenses		358.4	362.9	474.4	548.1	662.7	793.2	970.7
2.3 Operating & Administration Expenses		773.2	888.2	1,034.9	1,203.3	1,470.7	1,772.4	2,184.0
2.4 Submarine Cable		0.0	13.7	13.7	13.7	13.7	13.7	13.7
2.5 Depreciation		1,714.2	1,656.1	2,213.1	2,851.5	3,714.8	4,805.3	6,004.4
2.6 Staff Bonus		290.5	343.8	345.7	361.7	417.7	399.3	393.6
2.7 Total Operating Expenses		4,595.8	4,841.5	5,883.5	6,982.7	8,611.9	10,472.2	12,735.1
(2.1+2.2+2.3+2.4)								
3. Net Operating Income (1.3-2.7)		4,810.7	6,197.1	5,444.8	6,020.8	6,806.5	7,692.2	8,879.6
4. Other Income		146.9	252.2	278.2	221.9	221.1	60.0	60.0
5. Other Expenses		914.6	2,014.1	1,362.3	1,503.5	1,258.5	1,324.4	1,404.4
6. Net Income before Financial Charges (3+4-5)		4,043.0	4,435.2	4,360.7	4,739.2	5,769.1	6,427.8	7,535.3
7. Financial Charges								
7.1 Total Interest		2,118.5	2,198.4	2,114.1	2,382.7	2,745.2	3,617.5	4,846.3
7.2 Less: Interest Capitalized		306.3	227.8	151.8	153.8	179.8	180.9	242.3
7.3 Interest Charges to Operation		1,812.2	1,970.6	1,962.3	2,229.0	2,565.4	3,436.6	4,603.9
7.4 Commitment Charges		17.0	80.8	14.2	43.4	72.5	62.5	71.6
7.5 Total Financial Charges		1,829.2	2,051.4	1,976.5	2,272.4	2,637.9	3,499.1	4,675.5
8. Net Income before Remittance to the Treasury (6-7.5)		2,213.8	2,383.8	2,384.2	2,466.8	3,131.1	2,928.7	2,859.7
9. Remittance to the Treasury(2.6+6) 30%		751.3	818.5	819.0	848.5	1,064.6	998.4	976.0
10. Net Income Transferred to Retained Earnings (8-9)		1,462.5	1,565.3	1,565.2	1,618.2	2,066.5	1,930.3	1,883.7

11-1-2 ケースA : 損益計算書(2/3)

Income Statement (Unit: Million Baht)								
Year		1994	1995	1996	1997	1998	1999	2000
1. Operating Revenues								
1.1 From Telephone Service								
	1.1.1 Local Service Revenues	11,676.9	13,096.9	14,517.0	15,937.0	16,691.2	17,618.4	18,545.7
	1.1.2 Long Distance	11,271.7	12,990.3	14,708.8	16,427.4	17,915.9	19,174.6	20,433.2
	1.1.3 Other Service Revenue	2,071.0	2,364.5	2,658.0	2,951.5	3,155.2	3,352.9	3,550.7
	1.1.4 Total Revenues from Telephone Service	25,019.6	28,451.7	31,883.8	35,315.8	37,762.3	40,145.9	42,529.5
	1.2 Revenue from TZMR							
	1.3 Total Operating Revenue	25,019.6	28,451.7	31,883.8	35,315.8	37,762.3	40,145.9	42,529.5
2. Operating Expenses								
	2.1 Staff Remuneration	3,634.0	4,084.7	4,521.0	4,943.3	5,190.7	5,429.5	5,660.0
	2.2 Maintenance Expenses	1,154.9	1,346.2	1,544.6	1,750.5	1,904.3	2,063.7	2,228.6
	2.3 Operating & Administration Expenses	2,605.3	3,037.1	3,480.1	3,935.0	4,262.5	4,599.5	4,946.6
	2.4 Submarine Cable	13.7	13.7	13.7	0.0	0.0	0.0	0.0
	2.5 Depreciation	7,391.7	8,960.2	10,594.6	12,164.2	13,328.8	14,303.2	15,535.4
	2.6 Staff Bonus	350.2	312.1	277.0	298.5	302.4	335.1	357.0
	2.7 Total Operating Expenses	15,149.9	17,754.1	20,431.1	23,091.5	24,988.7	26,731.1	28,727.6
	(2.1+2.2+2.3+2.4)							
	3. Net Operating Income (1.3-2.7)	9,869.7	10,697.7	11,452.7	12,224.3	12,773.6	13,414.9	13,801.9
	4. Other Income	60.0	60.0	60.0	60.0	60.0	60.0	60.0
	5. Other Expenses	1,540.5	1,659.1	1,624.5	1,762.0	1,619.7	1,745.5	1,874.1
	6. Net Income before Financial Charges (3+4-5)	8,389.2	9,098.6	9,888.1	10,522.2	11,214.0	11,729.4	11,987.8
7. Financial Charges								
	7.1 Total Interest	6,229.1	7,462.2	8,562.2	9,091.0	9,592.8	9,878.4	10,019.9
	7.2 Less: interest Capitalized	311.5	373.1	428.1	454.6	479.6	493.9	501.0
	7.3 Interest Charges to Operation	5,917.6	7,089.0	8,134.1	8,636.5	9,113.2	9,384.5	9,518.9
	7.4 Commitment Charges	96.6	64.5	73.1	80.0	80.0	80.0	80.0
	7.5 Total Financial Charges	6,014.2	7,153.5	8,207.2	8,716.5	9,193.2	9,464.5	9,598.9
	8. Net Income before Remittance to the Treasury (6-7.5)	2,374.9	1,945.0	1,680.9	1,805.8	2,020.8	2,264.8	2,388.9
	9. Remittance to the Treasury(2.6+6) 30%	817.5	677.1	587.4	631.3	697.0	780.0	823.8
	10. Net Income Transferred to Retained Earnings (8-9)	1,557.4	1,267.9	1,093.5	1,174.5	1,323.8	1,484.9	1,565.1

11-1-2 ケースA : 損益計算書(3/3)

Income Statement (Unit: Million Baht)								
Year		2001	2002	2003	2004	2005	2006	2007
1. Operating Revenues								
1.1 From Telephone Service								
1.1.1 Local Service Revenues		19,472.9	20,400.1	21,500.4	22,542.1	23,583.8	24,625.4	25,667.0
1.1.2 Long Distance		21,691.8	22,950.3	24,359.6	25,919.7	27,479.8	29,039.9	30,599.9
1.1.3 Other Service Revenue		3,748.4	3,946.2	4,175.6	4,413.5	4,651.5	4,889.4	5,127.3
1.1.4 Total Revenues from Telephone Service		44,913.1	47,296.6	50,035.7	52,875.4	55,715.1	58,554.7	61,394.2
1.2 Revenue from TZMR								
1.3 Total Operating Revenue		44,913.1	47,296.6	50,035.7	52,875.4	55,715.1	58,554.7	61,394.2
2. Operating Expenses								
2.1 Staff Remuneration		5,882.4	6,096.8	6,345.4	6,585.3	6,816.5	7,039.2	7,253.8
2.2 Maintenance Expenses		2,399.3	2,575.9	2,777.2	2,985.4	3,200.9	3,423.8	3,654.4
2.3 Operating & Administration Expenses		5,304.2	5,672.8	6,095.0	6,530.3	6,979.4	7,442.6	7,920.6
2.4 Submarine Cable		0.0	0.0	0.0	0.0	0.0	0.0	0.0
2.5 Depreciation		16,892.1	18,195.5	19,285.1	20,561.3	22,352.7	24,325.8	26,215.3
2.6 Staff Bonus		389.7	479.7	529.8	567.7	554.4	547.7	652.4
2.7 Total Operating Expenses		30,867.7	33,020.7	35,032.5	37,230.0	39,903.8	42,779.1	45,696.4
(2.1+2.2+2.3+2.4)								
3. Net Operating Income (1.3-2.7)		14,045.4	14,275.9	15,003.2	15,645.4	15,811.3	15,775.6	15,697.8
4. Other Income		60.0	60.0	60.0	60.0	60.0	60.0	60.0
5. Other Expenses		1,973.6	1,984.5	2,053.7	2,116.2	2,174.8	2,215.6	2,167.4
6. Net income before Financial Charges (3+4-5)		12,131.8	12,351.4	13,009.5	13,589.3	13,696.5	13,620.0	13,590.4
7. Financial Charges								
7.1 Total Interest		9,919.3	9,203.8	9,436.0	9,707.9	10,023.2	10,056.8	8,860.3
7.2 Less: Interest Capitalized		496.0	460.2	471.8	485.4	501.2	502.8	443.0
7.3 Interest Charges to Operation		9,423.3	8,743.6	8,964.2	9,222.5	9,522.1	9,553.9	8,417.3
7.4 Commitment Charges		80.0	80.0	80.0	80.0	80.0	80.0	80.0
7.5 Total Financial Charges		9,503.3	8,823.6	9,044.2	9,302.5	9,602.1	9,633.9	8,497.3
8. Net income before Remittance to the Treasury (6-7.5)		2,628.5	3,527.8	3,965.3	4,286.7	4,094.4	3,986.1	5,093.1
9. Remittance to the Treasury(2.6+6) 30%		905.5	1,202.2	1,348.5	1,456.3	1,394.6	1,360.1	1,723.6
10. Net Income Transferred to Retained Earnings (8-9)		1,723.0	2,325.5	2,616.8	2,830.4	2,699.8	2,625.9	3,369.5

11-1-3 ケースA : キャッシュフロー表(1/3)

Cash Flow (Unit: Million Baht)							
Year	1987	1988	1989	1990	1991	1992	1993
1. Cash Receipts							
1.1 Cash Received from Operating Revenues							
1.1.1 Annual Operating Revenues	9,406.5	11,038.6	11,328.3	13,003.5	15,418.5	18,164.4	21,614.7
1.1.2 Add: Account Receivable	1,765.6	1,948.0	2,206.9	2,152.4	2,470.7	2,929.5	3,451.2
Beginning							
1.1.3 Less: Account Receivable	1,948.0	2,206.9	2,152.4	2,470.7	2,929.5	3,451.2	4,106.8
Ending							
1.1.4 Total Cash Received	9,224.1	10,779.7	11,382.8	12,685.2	14,959.6	17,642.7	20,959.2
from Operating Revenue							
1.2 Borrowings							
1.2.1 Foreign Currency Loan	646.7	7,802.7	4,337.1	9,551.9	8,519.0	6,869.2	8,135.0
1.2.2 Local Currency Loan	783.0	150.0	0.0	1,260.0	4,693.4	4,312.0	7,764.2
1.2.3 Subscriber Bonds	0.0	0.0	0.0	0.0	0.0	0.0	0.0
1.2.4 Total Cash Received	1,429.7	7,952.7	4,337.1	10,811.9	13,212.4	11,181.1	15,899.2
from Borrowings							
1.3 Interest and Other Revenues	146.9	252.2	278.2	221.9	221.1	60.0	60.0
1.4 Customer Deposits	321.3	354.8	456.3	426.3	590.3	768.3	1,051.6
1.5 Changes in Debit Account Balance	733.9	-487.1	-55.9	-81.5	-121.5	-164.6	-185.2
(Increase) Decrease							
1.6 Total Cash Receipts	11,855.9	18,852.3	16,398.6	24,063.8	28,961.9	29,487.4	37,784.7
2. Cash Disbursements							
2.1 Annual Investment	645.3	703.1	440.1	922.5	1,089.8	1,275.3	1,526.1
2.2 Project Investment	3,999.4	6,097.7	8,682.9	13,529.8	15,288.9	16,730.6	21,198.9
2.3 Operating Expenses (G. Op.Exp.*0.95)	2,452.1	2,386.3	3,145.5	3,568.0	4,242.4	4,991.2	6,007.2
2.4 Interest Payment	1,207.9	1,099.6	1,231.3	1,380.8	1,927.3	2,633.7	3,779.7
2.5 Commitment Charges	16.5	80.0	14.0	43.0	71.8	61.9	70.8
2.6 Loss from Currency Exchanges & Others	236.0	271.3	501.4	613.8	437.3	485.8	554.9
2.7 Other Expenses	102.2	154.8	566.1	593.5	594.9	611.4	621.8
2.8 Amortizations	1,454.2	5,965.7	1,627.4	2,132.1	4,930.7	2,980.6	3,923.7
2.9 Remittance to the Treasury	1,105.3	751.3	818.5	819.0	848.5	1,064.6	998.4
2.10 Bonus Payments	301.6	290.5	343.8	345.7	361.7	417.7	399.3
2.11 Sinking Fund	0.0	700.0	800.0	1,200.0	1,200.0	1,200.0	1,200.0
2.12 Change in Credit Account Balance	849.0	-284.9	-216.5	123.9	474.8	443.8	281.3
(Increase) Decrease							
2.13 Total Cash Disbursements	12,369.5	18,215.4	17,954.5	25,272.1	31,468.8	32,896.7	40,562.1
3. Cash Receipts more than Cash Disbursements	-513.6	636.9	-1,555.9	-1,208.3	-2,507.0	-3,409.2	-2,777.4
(1.6-2.13)							
4. Cash Balance (beginning)	1,058.5	544.9	1,181.8	-374.1	-1,582.4	-4,089.4	-7,498.6
5. Cash on Hand (Short) (3+4)	544.9	1,181.8	-374.1	-1,582.4	-4,089.4	-7,498.6	-10,276.0
6. Additional Cash Borrowing	(0)	(0)	(0)	(0)	(0)	(0)	(0)
7. Cash Balance (Ending)	544.9	1,181.8	-374.1	-1,582.4	-4,089.4	-7,498.6	-10,276.0

11-1-3 ケースA : キャッシュフロー表(2/3)

Cash Flow (Unit: Million Baht)	1994	1995	1996	1997	1998	1999	2000
Year							
1. Cash Receipts							
1.1 Cash Received from Operating Revenues							
1.1.1 Annual Operating Revenues	25,019.6	28,451.7	31,883.8	35,315.8	37,762.3	40,145.9	42,529.5
1.1.2 Add: Account Receivable	4,106.8	4,753.7	5,405.8	6,057.9	6,710.0	7,174.8	7,627.7
Beginning							
1.1.3 Less: Account Receivable	4,753.7	5,405.8	6,057.9	6,710.0	7,174.8	7,627.7	8,080.6
Ending							
1.1.4 Total Cash Received from Operating Revenue	24,372.7	27,799.6	31,231.7	34,663.7	37,297.5	39,693.0	42,076.6
1.2 Borrowings							
1.2.1 Foreign Currency Loan	8,135.0	8,135.0	6,779.1	2,721.1	8,163.4	8,163.4	8,163.4
1.2.2 Local Currency Loan	7,764.2	7,764.2	6,470.2	1,276.5	3,829.5	3,829.5	3,829.5
1.2.3 Subscriber Bonds	0.0	0.0	0.0	0.0	0.0	0.0	0.0
1.2.4 Total Cash Received from Borrowings	15,899.2	15,899.2	13,249.3	3,997.6	11,992.9	11,992.9	11,992.9
1.3 Interest and Other Revenues	60.0	60.0	60.0	60.0	60.0	60.0	60.0
1.4 Customer Deposits	1,051.6	1,051.6	1,051.6	1,051.5	692.0	692.0	692.0
1.5 Changes in Debit Account Balance (Increase) Decrease	-194.7	-155.7	-115.6	-53.3	17.3	40.0	43.2
1.6 Total Cash Receipts	41,188.7	44,654.6	45,477.0	39,709.7	50,059.7	52,478.0	54,864.8
2. Cash Disbursements							
2.1 Annual Investment	1,776.9	2,027.7	2,278.5	2,529.3	2,696.3	2,863.3	3,030.4
2.2 Project Investment	21,198.9	21,198.9	17,665.8	5,330.2	15,990.6	15,990.6	15,990.6
2.3 Operating Expenses (G. Op. Exp. *0.95)	7,024.6	8,044.7	9,068.5	10,097.4	10,789.6	11,488.1	12,193.5
2.4 Interest Payment	5,045.2	6,342.8	7,277.9	7,727.4	8,153.9	8,396.7	8,516.9
2.5 Commitment Charges	95.6	63.9	72.4	72.4	72.4	72.4	72.4
2.6 Loss from Currency Exchanges & Others	645.6	719.2	775.2	820.5	853.4	892.6	923.6
2.7 Other Expenses	664.9	720.6	773.6	861.2	694.7	777.0	859.7
2.8 Amortizations	5,209.6	5,877.2	5,318.4	7,115.4	8,176.6	10,976.6	10,653.2
2.9 Remittance to the Treasury	976.0	817.5	677.1	587.4	631.3	697.0	780.0
2.10 Bonus Payments	393.6	350.2	312.1	277.0	298.5	302.4	335.1
2.11 Sinking Fund	1,200.0	1,200.0	1,200.0	1,200.0	1,200.0	1,200.0	1,200.0
2.12 Change in Credit Account Balance (Increase) Decrease	601.4	719.6	881.3	497.8	1,560.2	1,692.8	726.0
2.13 Total Cash Disbursements	44,832.3	48,082.3	46,300.8	37,116.0	51,117.4	55,349.4	55,291.2
3. Cash Receipts more than Cash Disbursements (1.6-2.13)	-3,643.6	-3,427.7	-823.9	2,593.7	-1,057.7	-2,871.4	-426.5
4. Cash Balance (beginning)	-10,276.0	-13,919.7	-17,347.4	-18,171.2	-15,577.5	-16,635.2	-19,506.7
5. Cash on Hand (Short) (3+4)	-13,919.7	-17,347.4	-18,171.2	-15,577.5	-16,635.2	-19,506.7	-19,933.1
6. Additional Cash Borrowing	(0)	(0)	(0)	(0)	(0)	(0)	(0)
7. Cash Balance (Ending)	-13,919.7	-17,347.4	-18,171.2	-15,577.5	-16,635.2	-19,506.7	-19,933.1

11-1-3 ケースA：キャッシュフロー表(3/3)

Cash Flow (Unit: Million Baht)							
Year	2001	2002	2003	2004	2005	2006	2007
1. Cash Receipts							
1.1 Cash Received from Operating Revenues							
1.1.1 Annual Operating Revenues	44,913.1	47,296.6	50,035.7	52,875.4	55,715.1	58,554.7	61,394.2
1.1.2 Add: Account Receivable	8,080.6	8,533.5	8,986.3	9,506.8	10,046.3	10,585.9	11,125.4
Beginning							
1.1.3 Less: Account Receivable	8,533.5	8,986.3	9,506.8	10,046.3	10,585.9	11,125.4	11,664.9
Ending							
1.1.4 Total Cash Received	44,460.2	46,843.7	49,515.3	52,335.9	55,175.5	58,015.1	60,854.7
from Operating Revenue							
1.2 Borrowings							
1.2.1 Foreign Currency Loan	6,802.9	2,425.9	7,277.8	7,277.8	7,277.8	6,064.8	0.0
1.2.2 Local Currency Loan	3,191.3	1,963.8	5,891.5	5,891.5	5,891.5	4,909.6	0.0
1.2.3 Subscriber Bonds	0.0	0.0	0.0	0.0	0.0	0.0	0.0
1.2.4 Total Cash Received	9,994.1	4,389.8	13,169.3	13,169.3	13,169.3	10,974.4	0.0
from Borrowings							
1.3 Interest and Other Revenues	60.0	60.0	60.0	60.0	60.0	60.0	60.0
1.4 Customer Deposits	692.0	692.0	791.3	791.3	791.3	791.3	791.3
1.5 Changes in Debit Account Balance	44.8	45.1	38.6	33.0	32.8	31.7	30.0
(Increase) Decrease							
1.6 Total Cash Receipts	55,251.1	52,030.6	63,574.5	66,389.4	69,228.8	69,872.5	61,736.0
2. Cash Disbursements							
2.1 Annual Investment	3,197.4	3,364.4	3,555.0	3,745.6	3,936.2	4,126.8	4,317.4
2.2 Project Investment	13,325.5	7,971.6	23,914.8	23,914.8	23,914.8	19,929.0	19,929.0
2.3 Operating Expenses (G. Op. Exp.*0.95)	12,906.6	13,628.2	14,456.7	15,296.0	16,146.9	17,010.4	17,887.3
2.4 Interest Payment	8,431.4	7,823.2	8,020.6	8,251.7	8,519.7	8,548.3	7,531.3
2.5 Commitment Charges	72.4	72.4	72.4	72.4	72.4	72.4	72.4
2.6 Loss from Currency Exchanges & Others	932.4	932.8	933.2	933.6	934.0	934.4	934.8
2.7 Other Expenses	955.9	965.9	1,031.3	1,090.2	1,145.5	1,183.8	1,137.7
2.8 Amortizations	10,982.1	10,905.7	10,714.7	10,378.9	10,240.5	10,838.2	11,468.9
2.9 Remittance to the Treasury	823.8	905.5	1,202.2	1,348.5	1,456.3	1,394.6	1,360.1
2.10 Bonus Payments	357.0	389.7	479.7	529.8	567.7	554.4	547.7
2.11 Sinking Fund	1,200.0	1,200.0	1,200.0	1,200.0	1,200.0	1,200.0	1,200.0
2.12 Change in Credit Account Balance	1,846.0	1,887.7	1,789.6	1,885.7	1,970.4	2,059.8	2,103.0
(Increase) Decrease							
2.13 Total Cash Disbursements	55,030.4	50,047.1	67,370.1	68,647.2	70,104.4	67,852.1	68,489.5
3. Cash Receipts more than Cash Disbursements	220.7	1,983.4	-3,795.7	-2,257.8	-875.6	2,020.4	-6,753.5
(1.6-2.13)							
4. Cash Balance (beginning)	-19,933.1	-19,712.5	-17,729.0	-21,524.7	-23,782.4	-24,658.0	-22,637.6
5. Cash on Hand (Short) (3+4)	-19,712.5	-17,729.0	-21,524.7	-23,782.4	-24,658.0	-22,637.6	-29,391.1
6. Additional Cash Borrowing	(0)	(0)	(0)	(0)	(0)	(0)	(0)
7. Cash Balance (Ending)	-19,712.5	-17,729.0	-21,524.7	-23,782.4	-24,658.0	-22,637.6	-29,391.1