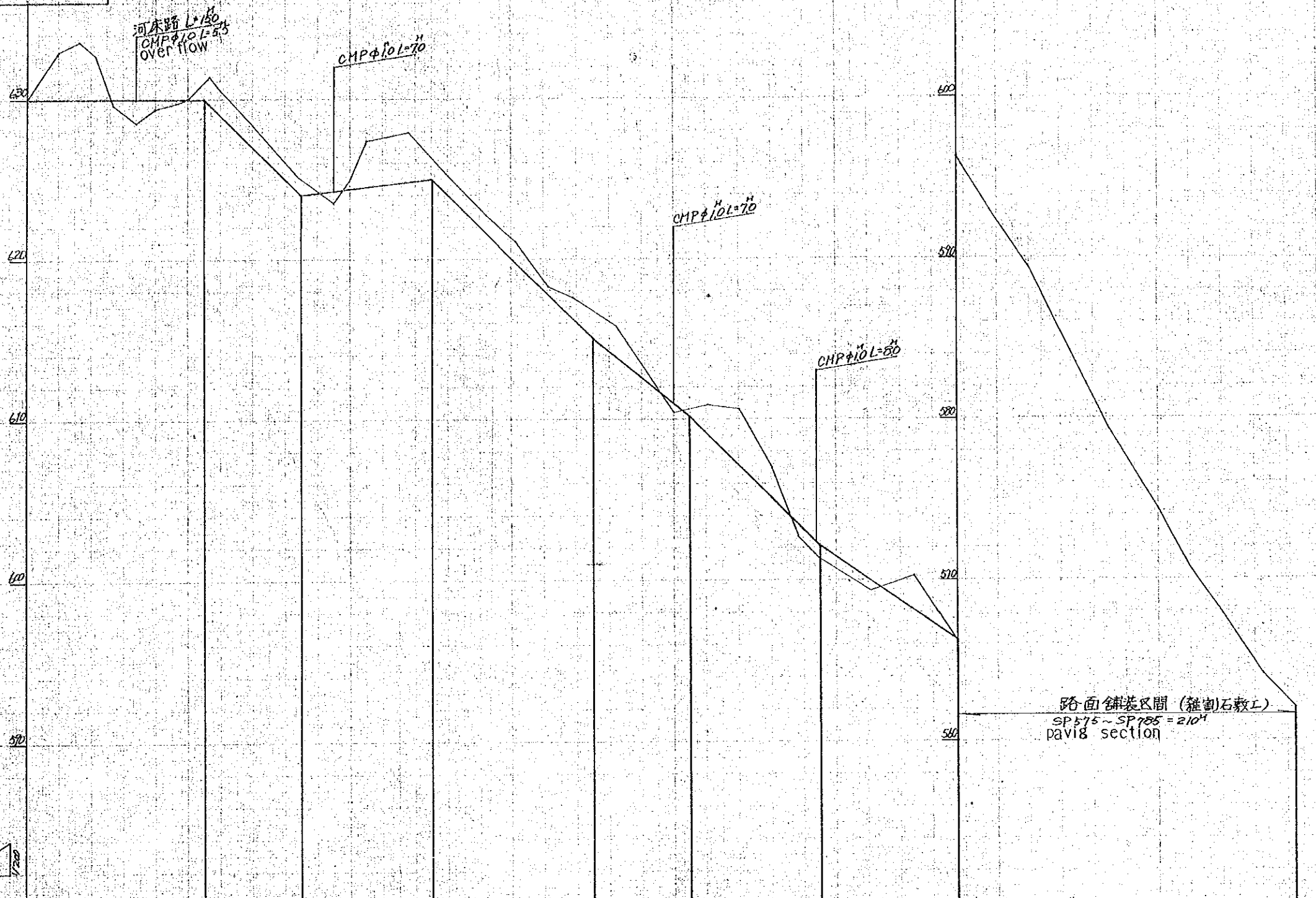


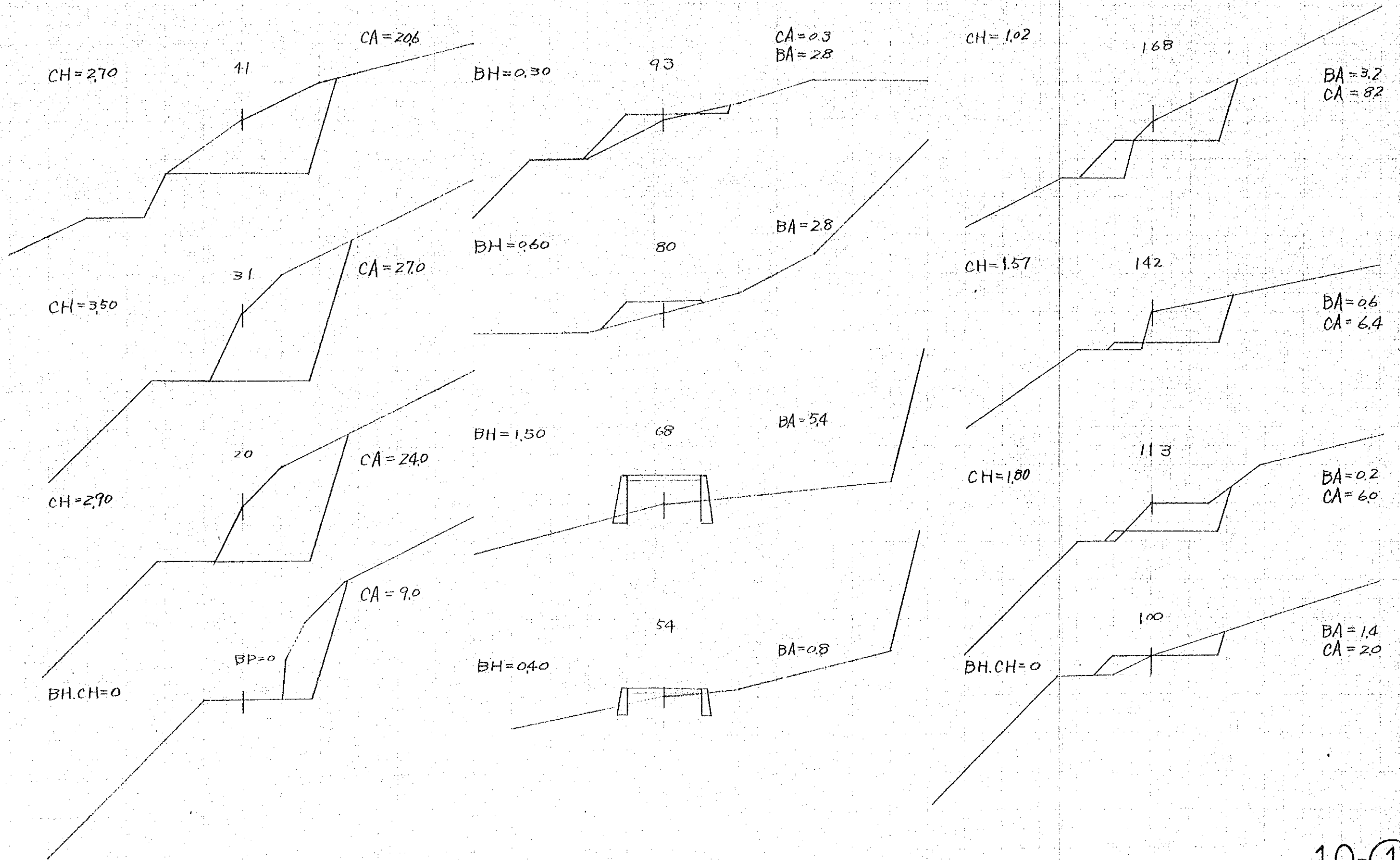
No2 橋梁 縱断面
Drawing Profile



SP	G	H	F	H	C.H	B.H	G
BP	630.00	630.00	630.00	0	0	0	630.00
20	632.90	630.00	630.00	2.90	0	0	630.00
31	633.50	630.00	630.00	3.50	0	0	630.00
41	632.70	630.00	630.00	2.70	0	0	630.00
54	629.60	630.00	630.00	0.40	0	0	630.00
60	628.50	630.00	630.00	1.50	0	0	630.00
80	629.80	630.00	630.00	0.20	0	0	630.00
90	629.70	630.00	630.00	0.30	0	0	630.00
100	630.00	630.00	630.00	0	0	0	630.00
113	631.50	629.70	629.70	1.80	0	0	629.70
147	628.57	624.80	624.80	3.77	0	0	624.80
168	625.22	624.20	624.20	1.02	0	0	624.20
190	623.46	624.25	624.25	0.79	0	0	624.25
200	624.88	624.30	624.30	0.58	0	0	624.30
210	627.32	624.50	624.50	2.82	0	0	624.50
236	627.92	624.85	624.85	3.07	0	0	624.85
260	624.20	624.00	624.00	0.20	0	0	624.00
284	622.57	621.60	621.60	0.97	0	0	621.60
303	621.07	619.70	619.70	1.37	0	0	619.70
323	618.20	617.70	617.70	0.50	0	0	617.70
330	617.60	616.20	616.20	1.40	0	0	616.20
364	615.80	613.88	613.88	1.92	0	0	613.88
400	610.90	611.00	611.00	0.10	0	0	611.00
421	610.86	609.10	609.10	1.76	0	0	609.10
440	610.62	607.20	607.20	3.42	0	0	607.20
460	606.98	605.20	605.20	1.78	0	0	605.20
477	602.71	603.50	603.50	0.79	0	0	603.50
487	601.32	602.50	602.50	1.18	0	0	602.50
522	599.36	599.96	599.96	0.60	0	0	599.96
545	600.20	598.14	598.14	2.06	0	0	598.14
564	597.89	597.02	597.02	0.87	0	0	597.02
575	598.25	596.25	596.25	2.00	0	0	596.25
600	592.38	592.38	592.38	0	0	0	592.38
620	589.28	589.28	589.28	0	0	0	589.28
640	585.31	585.31	585.31	0	0	0	585.31
670	579.35	579.35	579.35	0	0	0	579.35
700	574.35	574.35	574.35	0	0	0	574.35
722	570.59	570.59	570.59	0	0	0	570.59
740	567.94	567.94	567.94	0	0	0	567.94
765	564.11	564.11	564.11	0	0	0	564.11
785	562.00	562.00	562.00	0	0	0	562.00

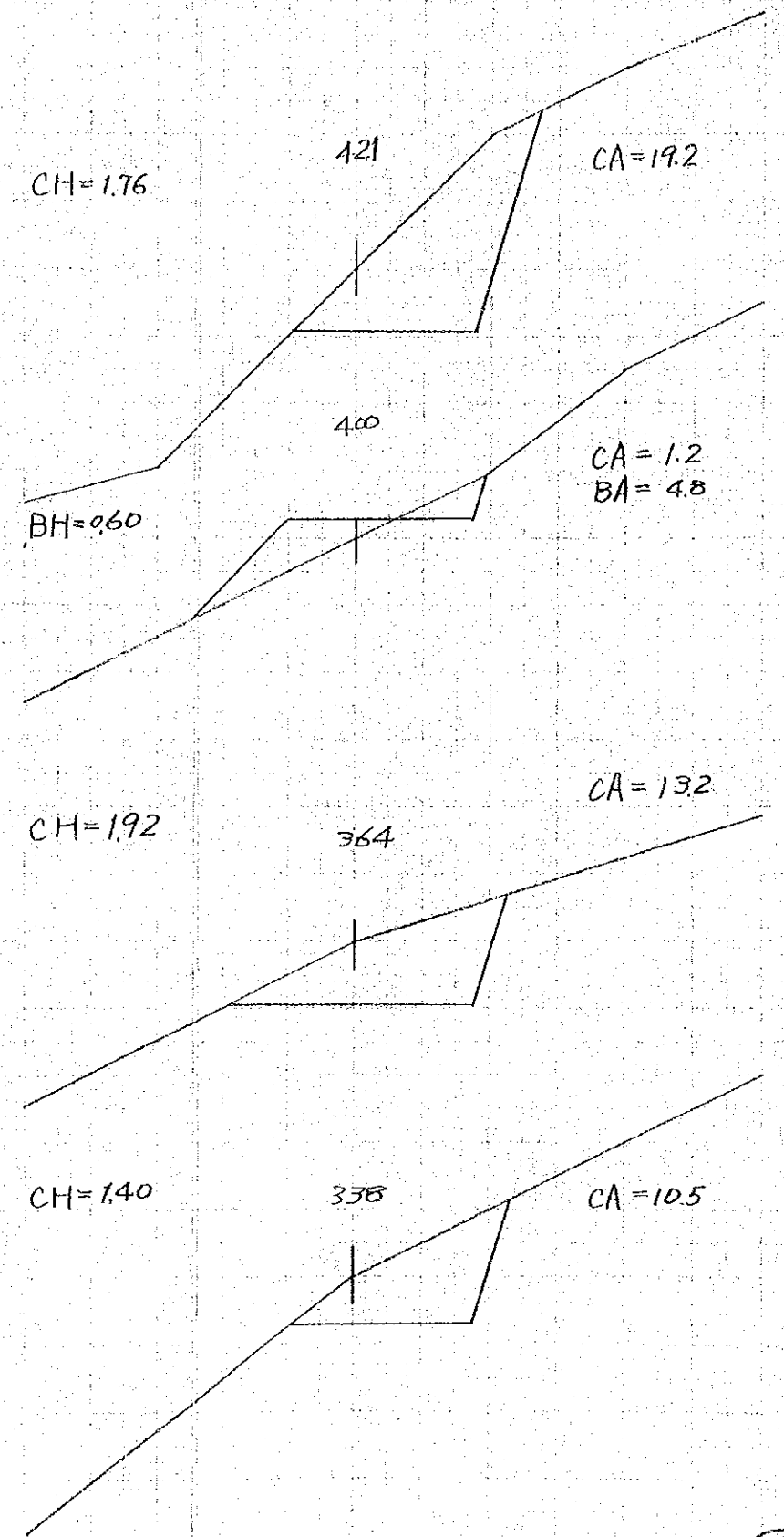
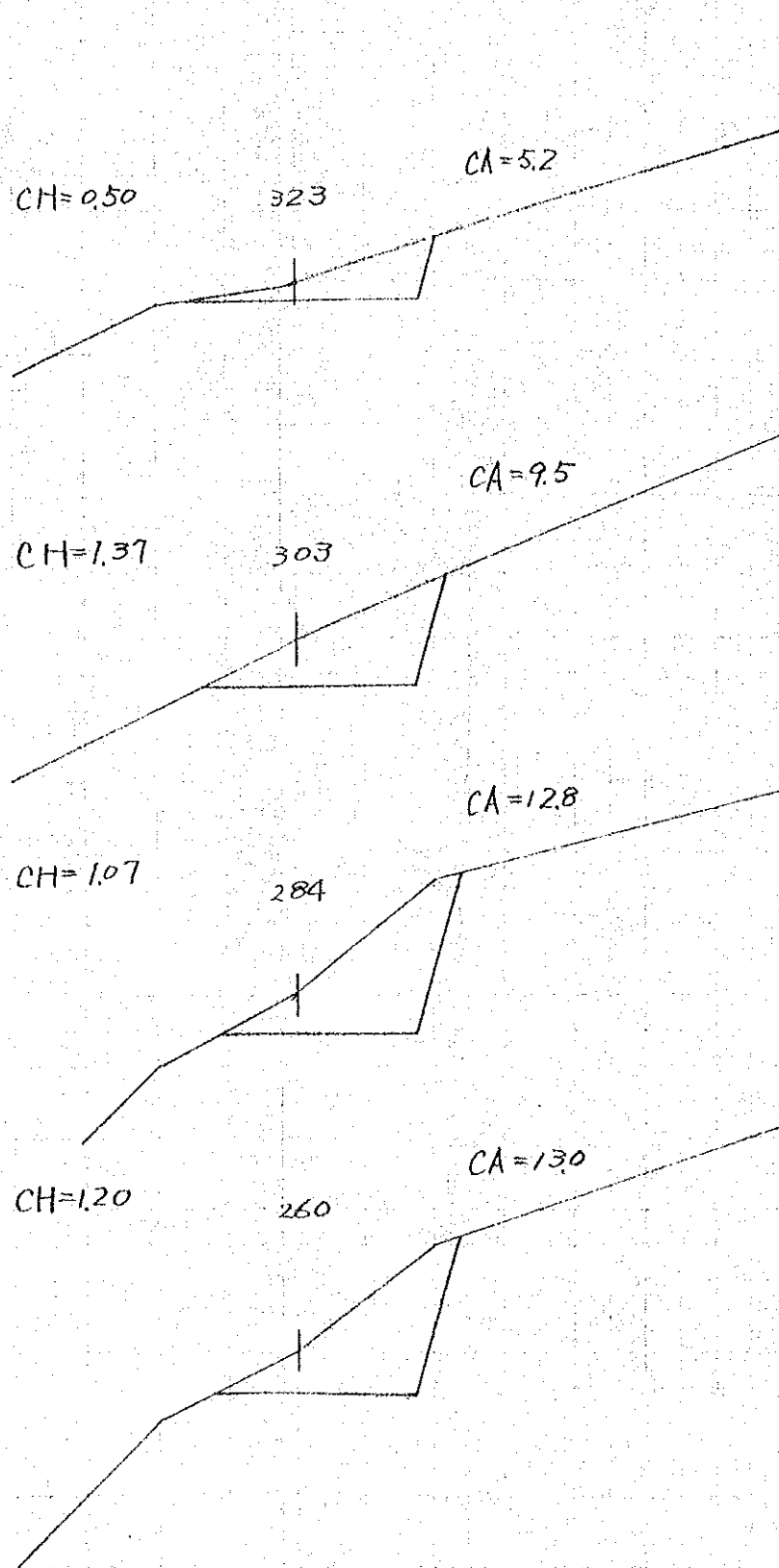
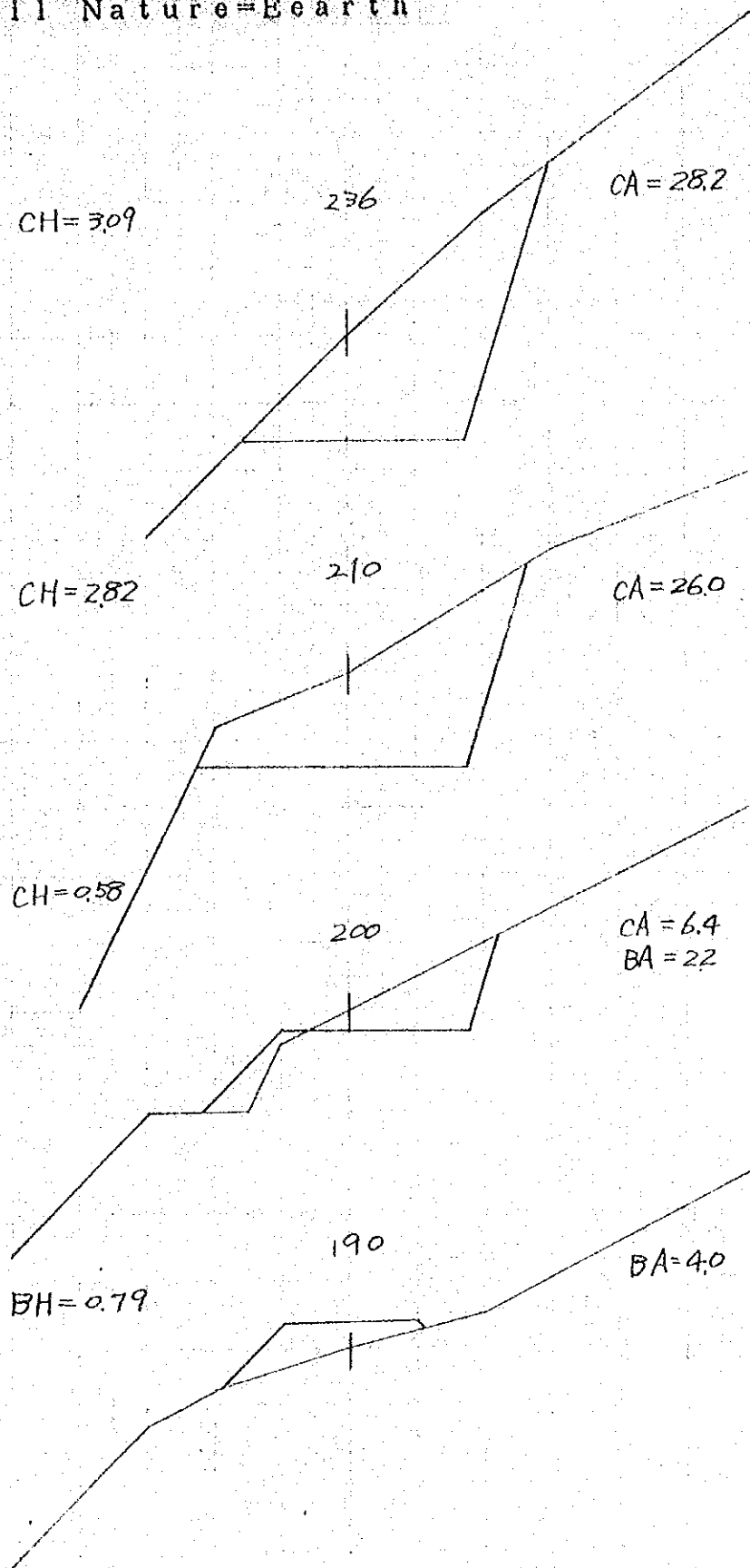
2 橋梁横断面 $s=1/200$
 Bridge Cross Section

土質 = 土
 Soil Nature = Earth



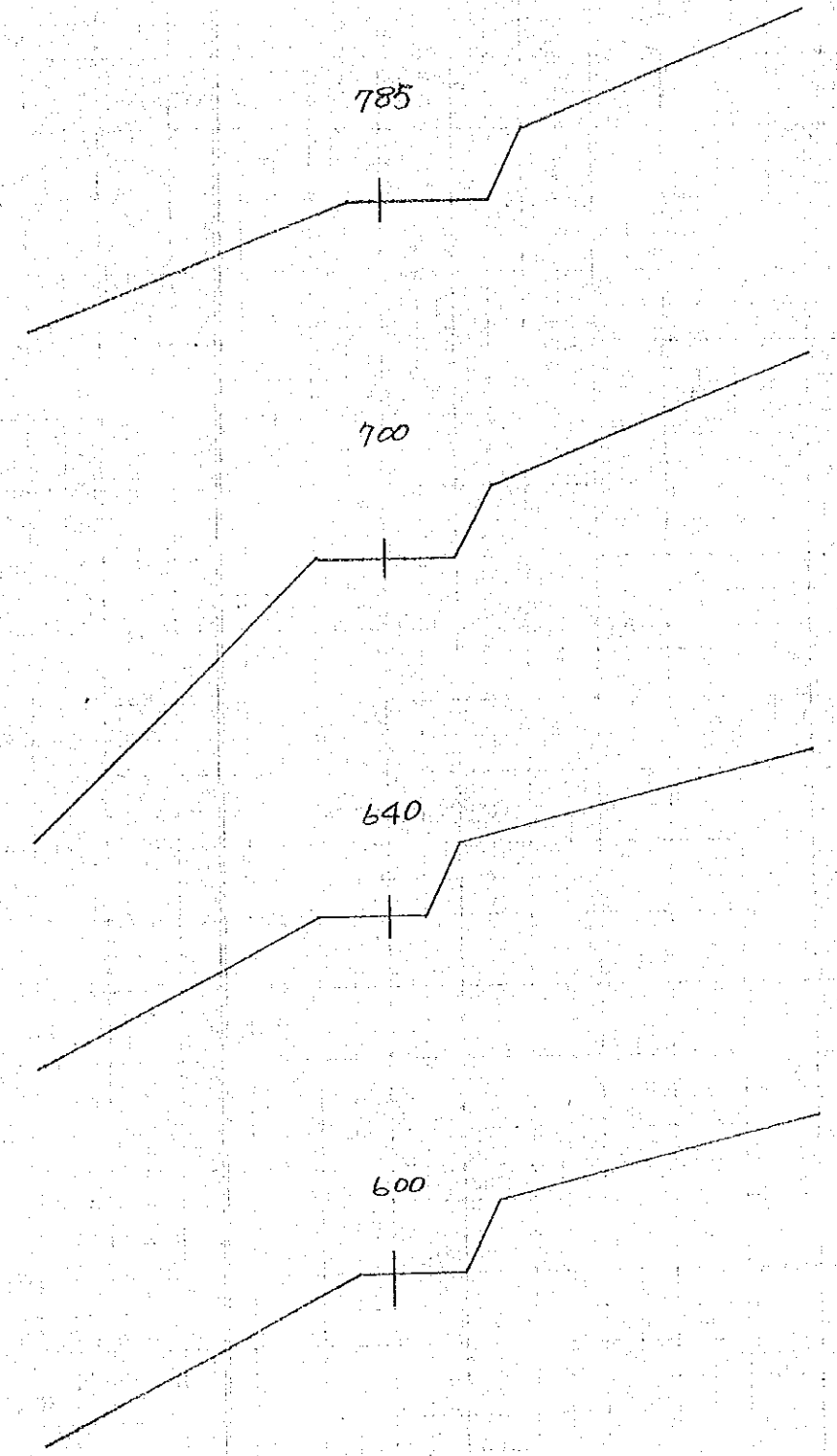
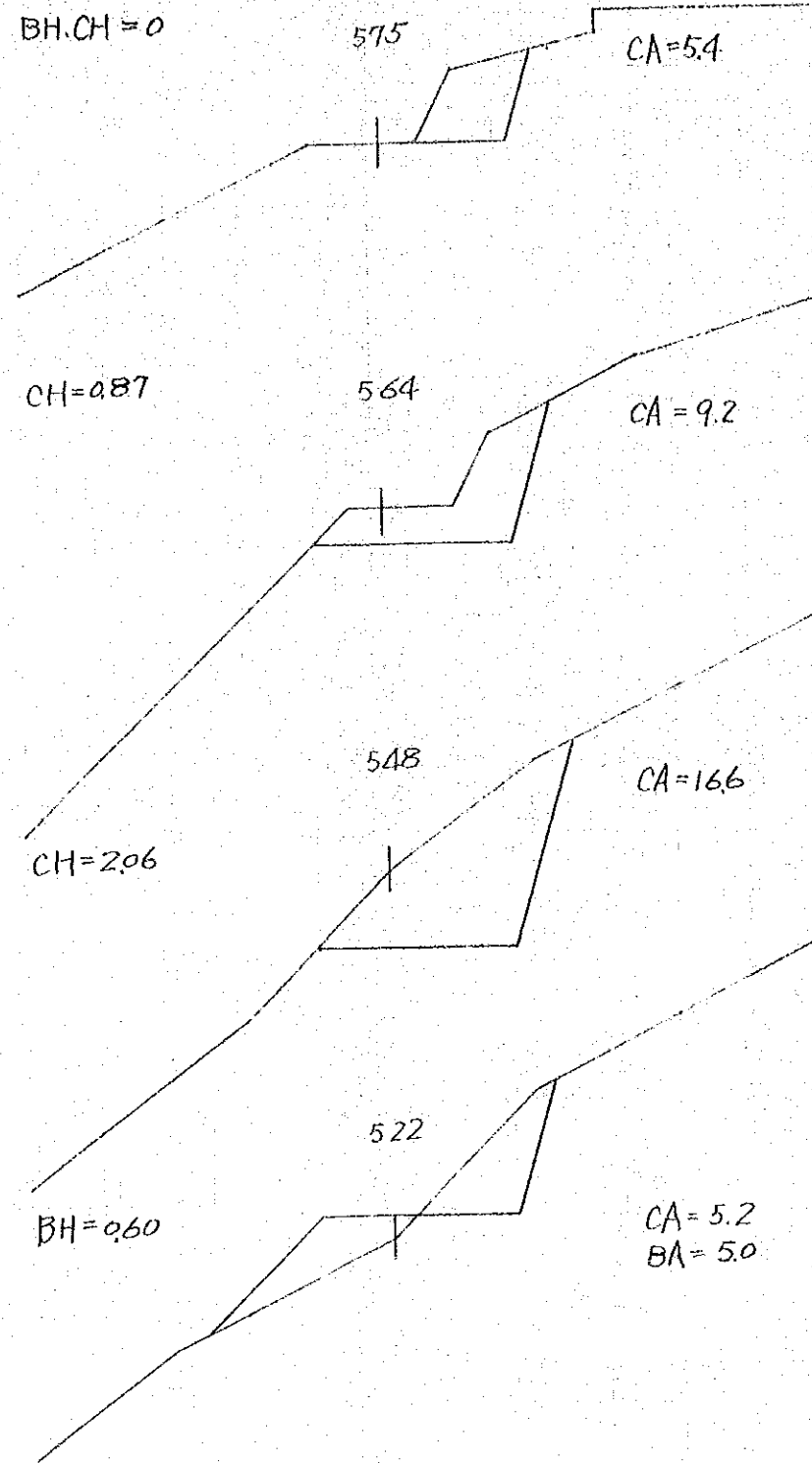
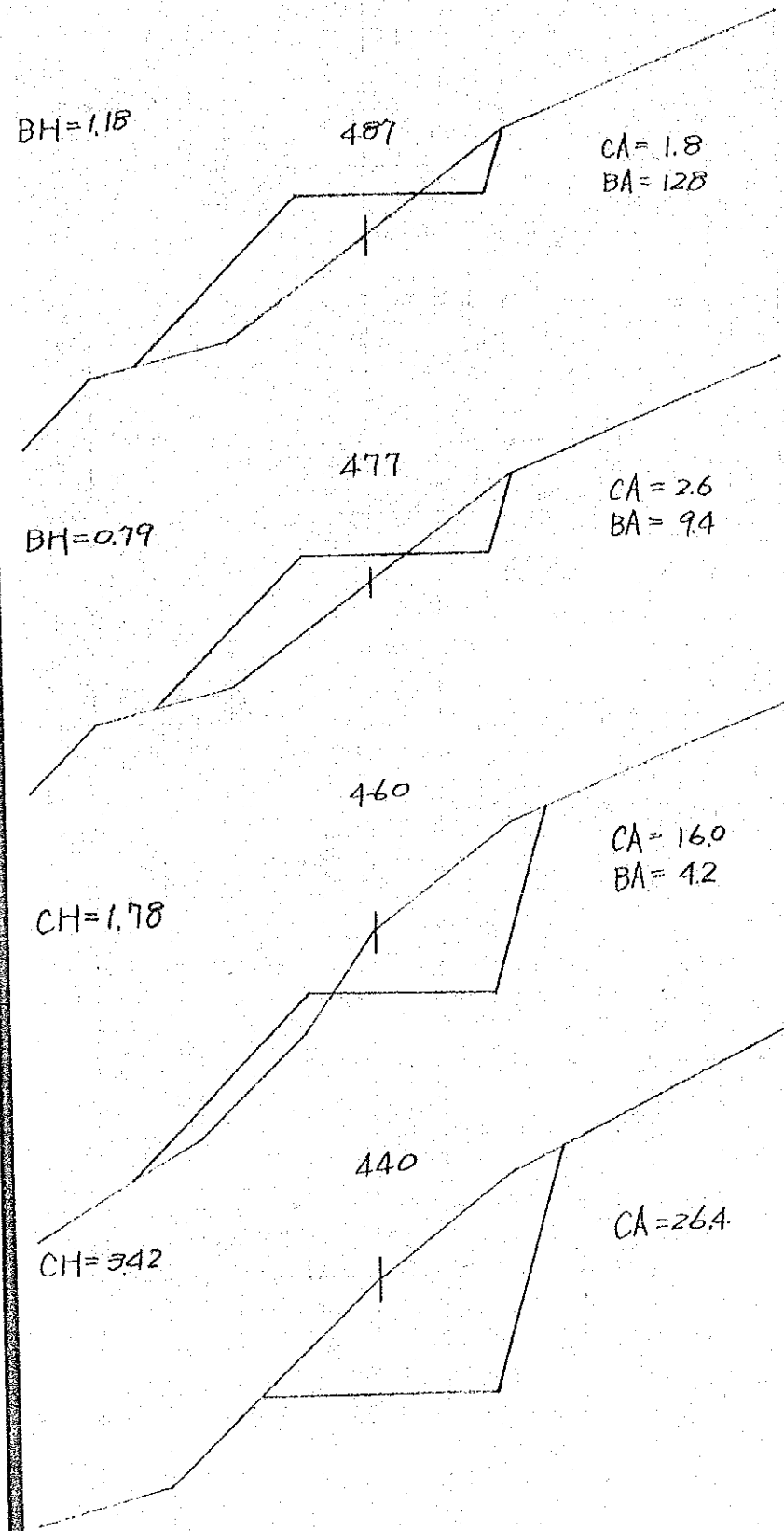
2 橋梁 横断面 $s=1/200$
 Bridge Cross Section

土質 = 土
 Soil Nature = Earth



2 橋梁 横断面 $s=1/200$
 Bridge Cross Section


土質 = 土
 Soil Nature = Earth



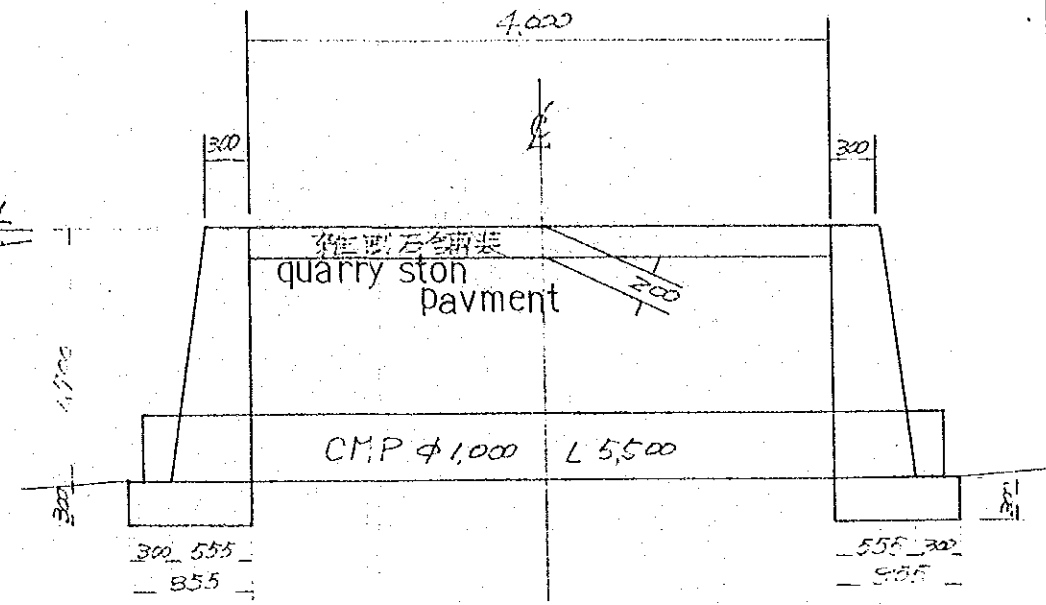
橋梁 河床路
Bridge Over Flow

OVER FLOW BRIDGE

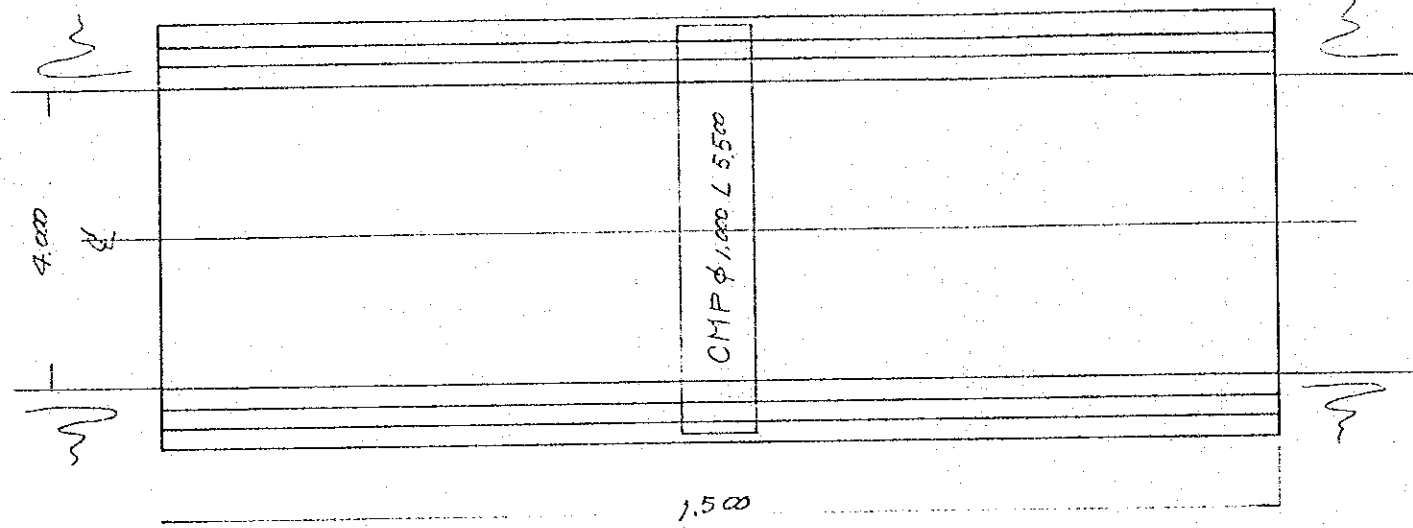
正面図
Front View $s=1/100$
1.500



側面図
Profile $s=1/50$
4.000



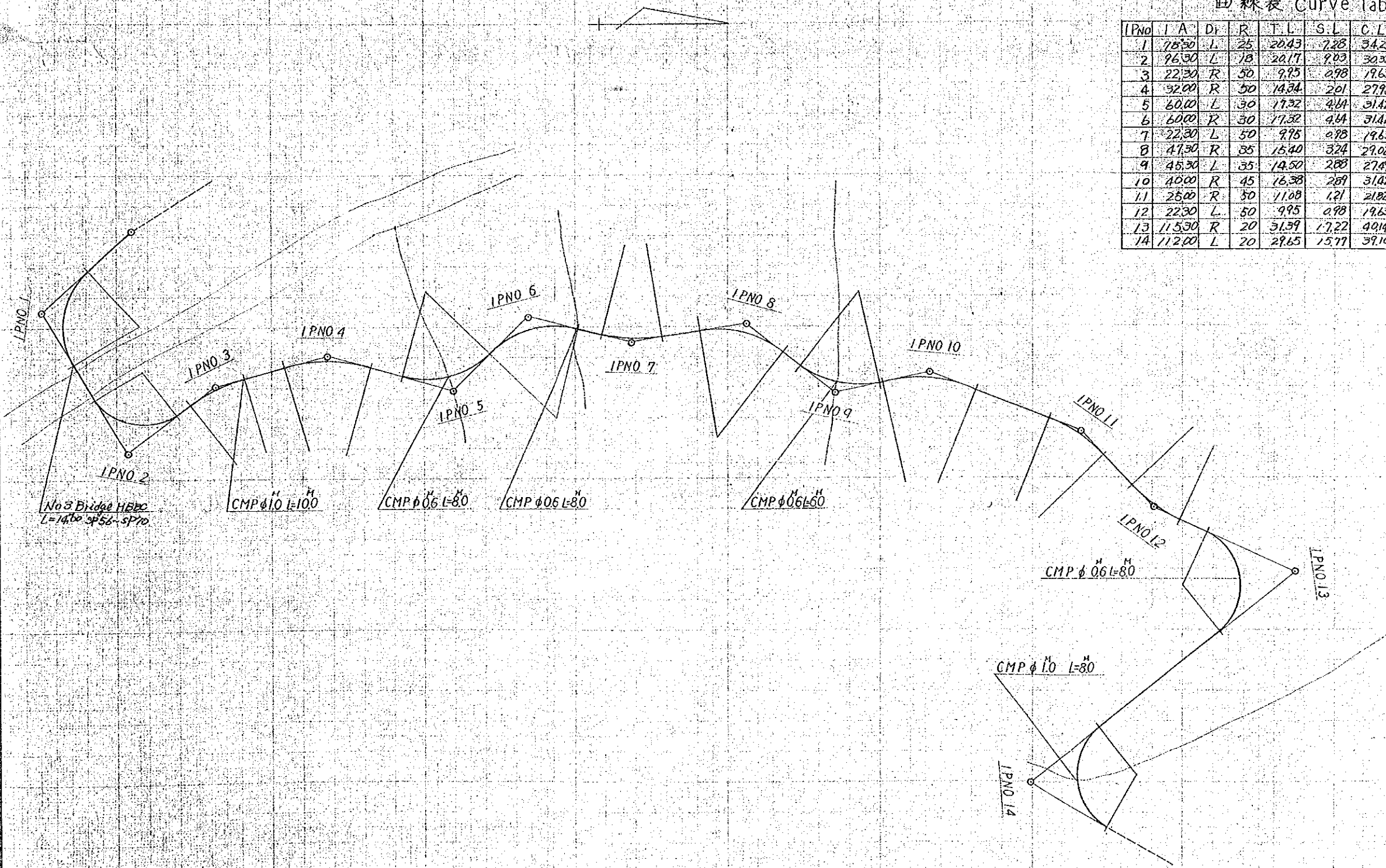
平面図
Plan $s=1/100$
1.500



材料表 Material List

1m当り per 1m	
玉石コンクリート cobble stone concrete	m^3 0.983
型枠 frame	m^2 3.42
端型枠 edge frame	m^2 1.97
C.M.P.	
$\phi 1.0 \sim 5.500$	m
雑割石舗装 quarry stone Pavment	m^2 $4.00 \times 15.00 = 60.0$

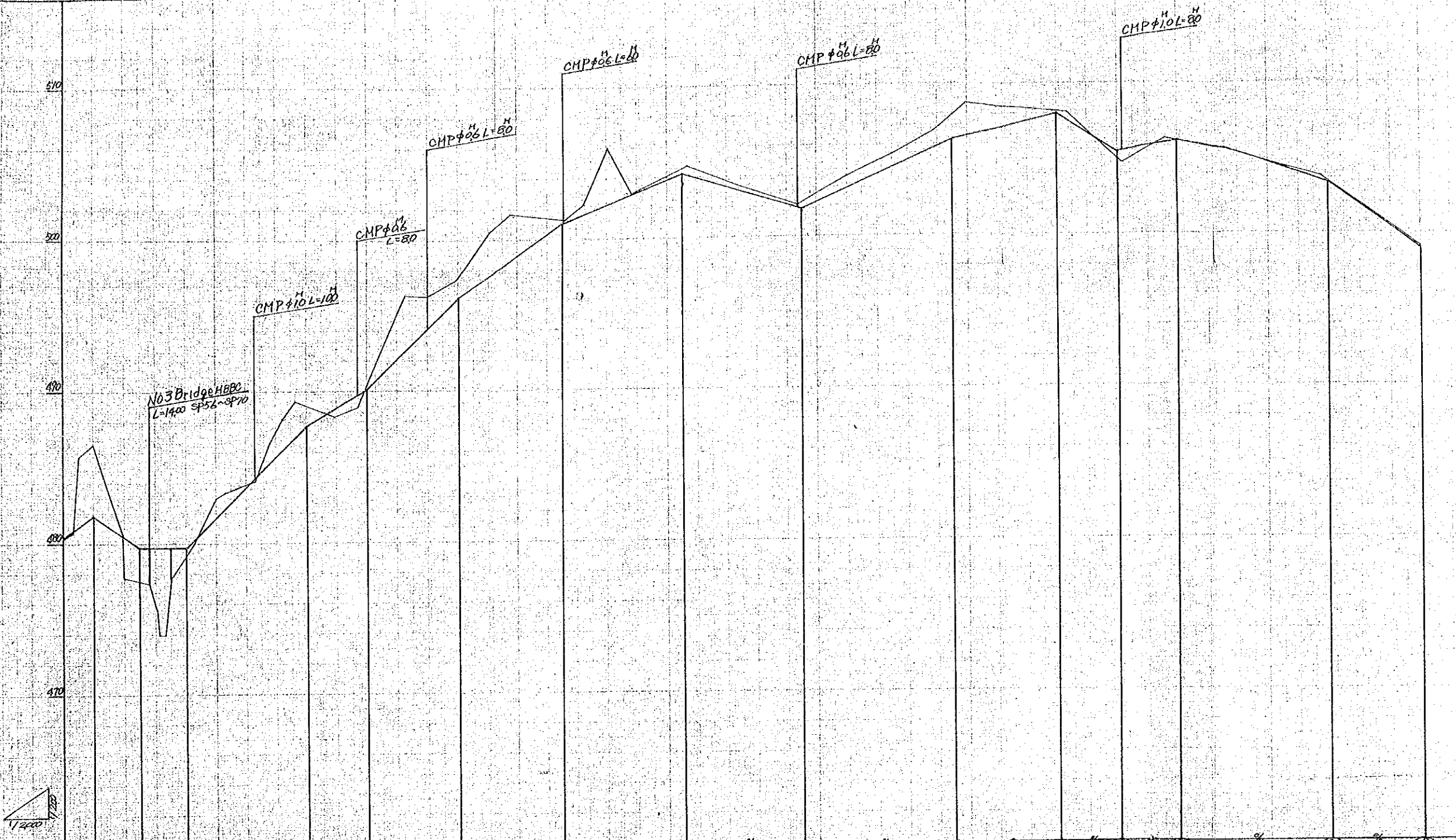
N03~N04 橋梁平面図
PLAN



曲線表 Curve Table

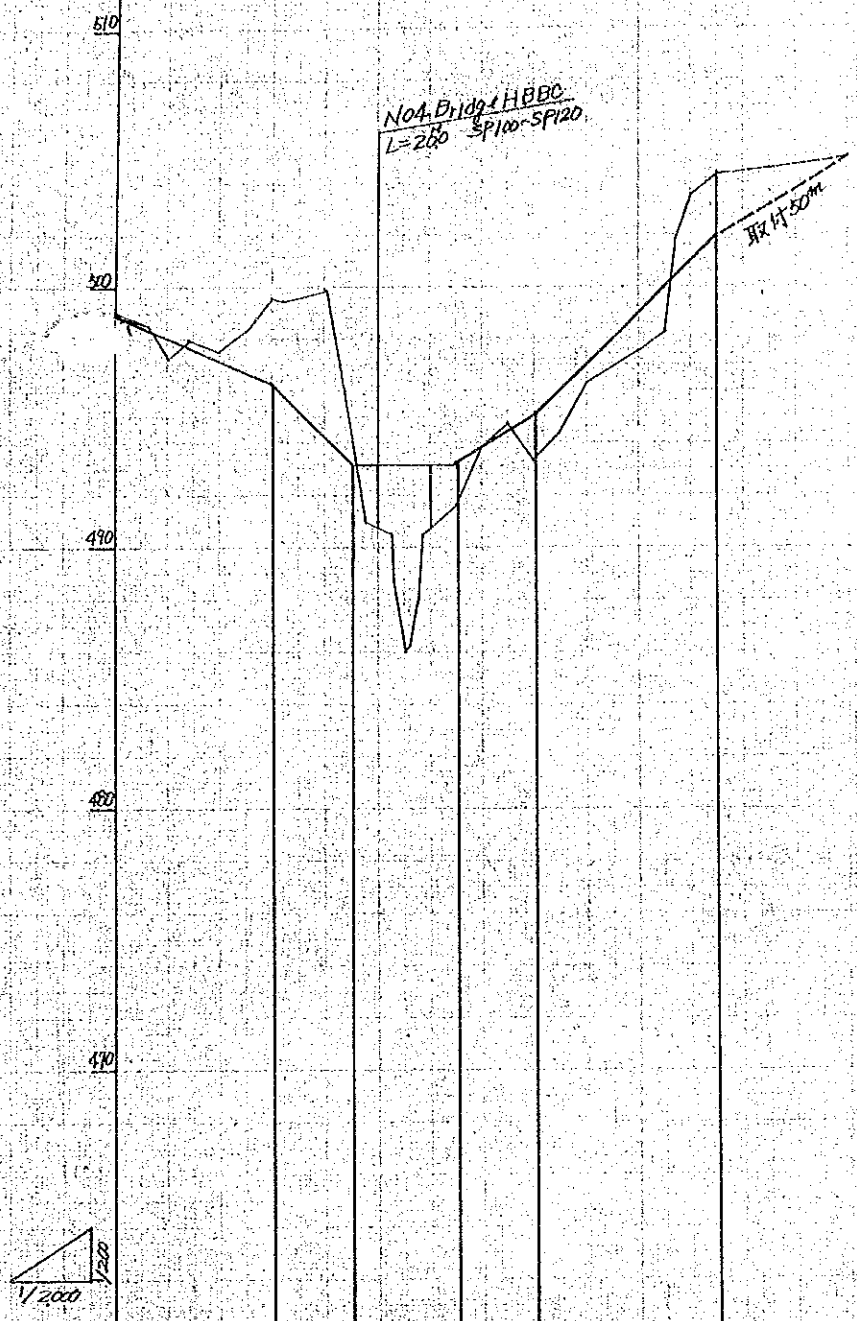
IPNo	I.A.	D _r	R	T.L.	S.L.	C.L.	B.C.	M.C.	E.C.	MeMo
1	78.30	L	25	20.43	7.28	34.25	2227	39.39	56.52	
2	96.30	L	18	20.17	9.03	30.32	70.00	86.16	100.32	
3	22.30	R	50	9.95	0.98	19.63	105.92	115.74	125.55	
4	52.00	R	50	14.34	2.01	27.93	139.05	153.02	166.98	
5	60.00	L	30	17.32	4.64	31.42	171.98	193.89	207.40	
6	60.00	R	30	17.32	4.64	31.42	207.40	225.11	240.82	
7	22.30	L	50	9.95	0.98	19.63	243.82	258.64	268.45	
8	47.30	R	35	15.40	3.24	29.02	280.85	295.46	309.97	
9	45.30	L	35	14.50	2.88	27.69	316.97	330.72	344.66	
10	10.00	R	45	16.38	2.89	31.02	345.46	361.17	376.88	
11	25.00	R	50	11.08	1.21	21.82	402.88	413.77	424.70	
12	22.30	L	50	9.95	0.98	19.63	438.20	448.02	457.83	
13	11.530	R	20	31.39	17.22	40.14	467.83	487.80	507.97	
14	112.00	L	20	27.65	15.77	39.10	577.97	597.32	617.07	

N03~4橋梁 縦断図
Drawing Profile



SP	G	H	F	H	C	H	B	H	G
80	480.26	480.26	480.26	0	0	0	0	0	480.26
85	480.25	480.25	480.25	0	0	0	0	0	480.25
115	483.75	483.75	483.75	4.50	4.50	4.50	0	0	483.75
20	486.47	486.47	486.47	4.57	4.57	4.57	0	0	486.47
40	477.68	480.40	480.40	2.72	2.72	2.72	0.27	0.27	477.68
56	477.37	479.70	479.70	2.33	2.33	2.33	0.29	0.29	477.37
61	475.57	479.70	479.70	4.13	4.13	4.13	0.29	0.29	475.57
70	477.61	479.70	479.70	2.09	2.09	2.09	0.26	0.26	477.61
85	477.83	480.20	480.20	0.37	0.37	0.37	0.26	0.26	477.83
100	482.86	481.70	481.70	1.16	1.16	1.16	0.50	0.50	482.86
106	482.31	482.30	482.30	1.01	1.01	1.01	0.86	0.86	482.31
116	483.87	483.30	483.30	0.57	0.57	0.57	0.86	0.86	483.87
126	484.04	484.30	484.30	1.22	1.22	1.22	0.86	0.86	484.04
136	486.52	485.30	485.30	1.22	1.22	1.22	0.86	0.86	486.52
144	483.16	483.10	483.10	2.06	2.06	2.06	0.86	0.86	483.16
153	489.33	487.00	487.00	2.33	2.33	2.33	0.86	0.86	489.33
178	488.28	488.78	488.78	0.50	0.50	0.50	0.86	0.86	488.28
194	488.88	489.74	489.74	0.86	0.86	0.86	0.86	0.86	488.88
215	488.24	492.40	492.40	3.64	3.64	3.64	0.86	0.86	488.24
240	496.20	494.10	494.10	2.10	2.10	2.10	0.86	0.86	496.20
259	497.36	496.00	496.00	1.36	1.36	1.36	0.86	0.86	497.36
281	502.50	497.57	497.57	2.96	2.96	2.96	0.86	0.86	502.50
295	501.69	498.55	498.55	3.14	3.14	3.14	0.86	0.86	501.69
331	501.24	501.04	501.04	0.20	0.20	0.20	0.86	0.86	501.24
345	502.36	501.60	501.60	0.76	0.76	0.76	0.86	0.86	502.36
361	505.97	502.24	502.24	3.73	3.73	3.73	0.86	0.86	505.97
377	502.67	502.88	502.88	0.21	0.21	0.21	0.86	0.86	502.67
414	504.78	504.48	504.48	0.30	0.30	0.30	0.86	0.86	504.78
448	503.38	503.06	503.06	0.32	0.32	0.32	0.86	0.86	503.38
488	502.06	501.80	501.80	0.26	0.26	0.26	0.86	0.86	502.06
520	503.92	503.15	503.15	0.77	0.77	0.77	0.86	0.86	503.92
550	505.46	504.50	504.50	0.96	0.96	0.96	0.86	0.86	505.46
578	506.90	505.76	505.76	1.14	1.14	1.14	0.86	0.86	506.90
598	503.67	502.47	502.47	1.18	1.18	1.18	0.86	0.86	503.67
630	508.40	507.26	507.26	1.14	1.14	1.14	0.86	0.86	508.40
667	508.10	507.53	507.53	0.57	0.57	0.57	0.86	0.86	508.10
703	504.71	503.48	503.48	1.23	1.23	1.23	0.86	0.86	504.71
732	506.35	506.06	506.06	0.29	0.29	0.29	0.86	0.86	506.35
772	505.42	505.32	505.32	0.10	0.10	0.10	0.86	0.86	505.42
812	504.14	504.20	504.20	0.06	0.06	0.06	0.86	0.86	504.14
855	503.71	503.56	503.56	0.15	0.15	0.15	0.86	0.86	503.71
880	501.91	501.91	501.91	0	0	0	0.86	0.86	501.91
900	499.04	498.90	498.90	0.14	0.14	0.14	0.86	0.86	499.04

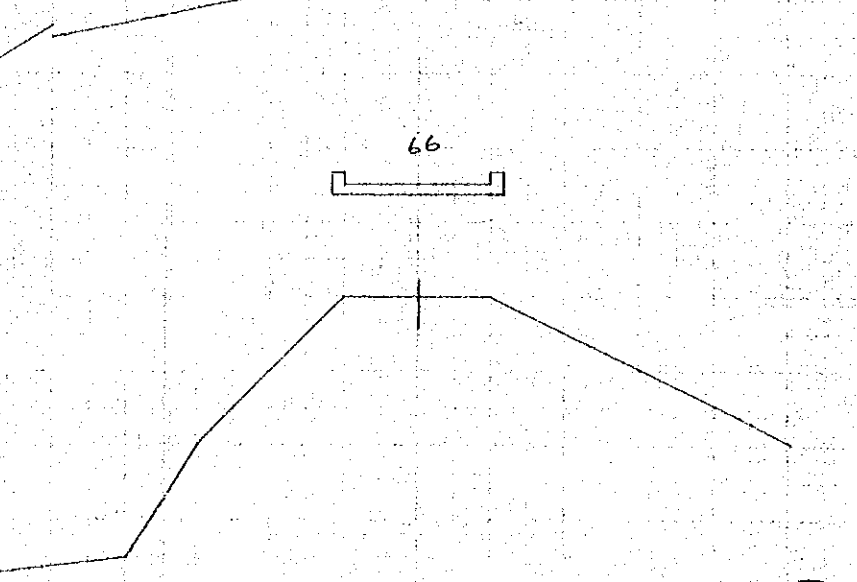
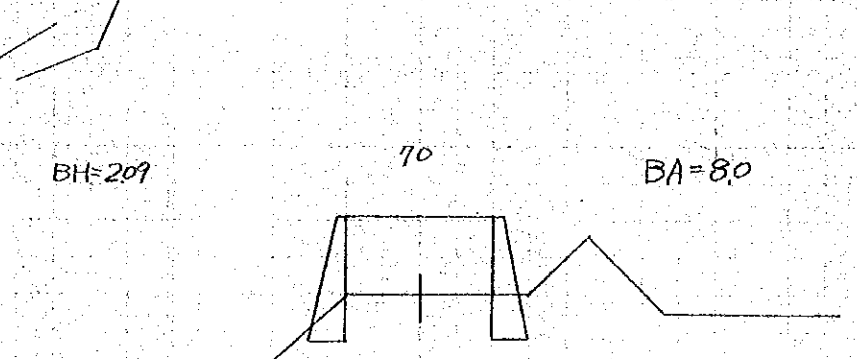
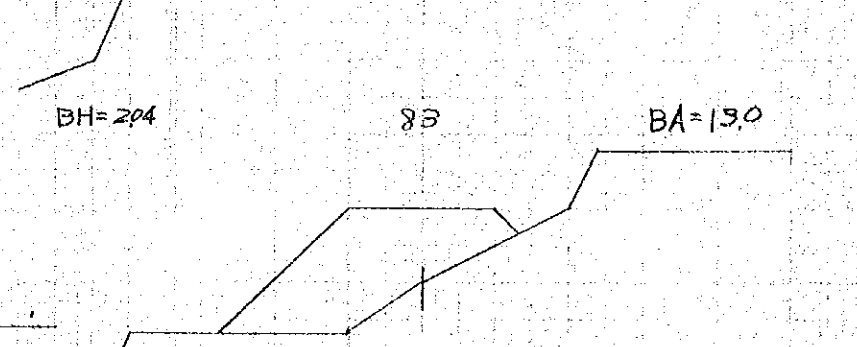
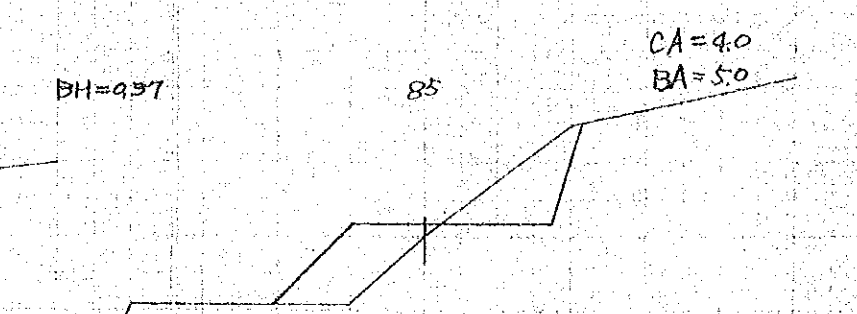
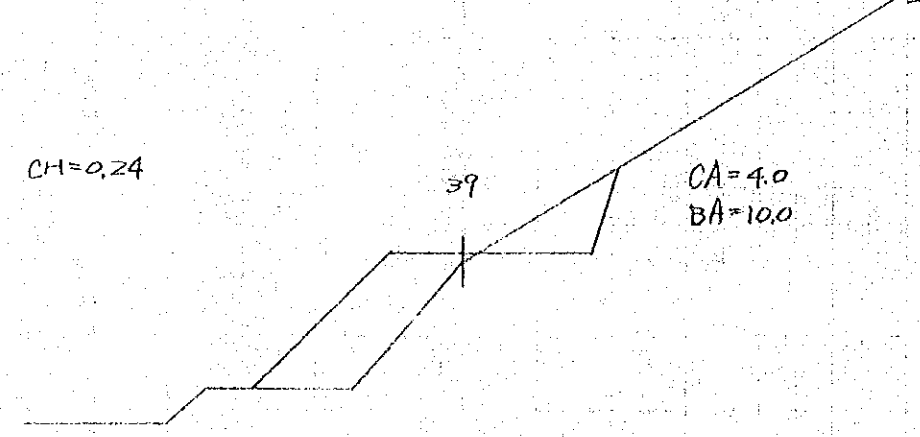
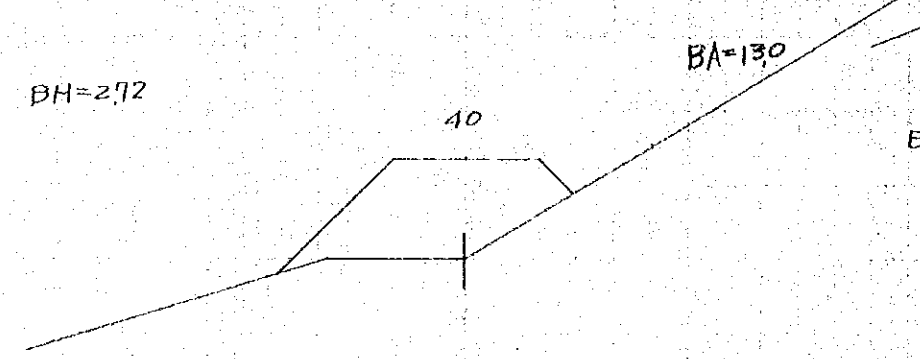
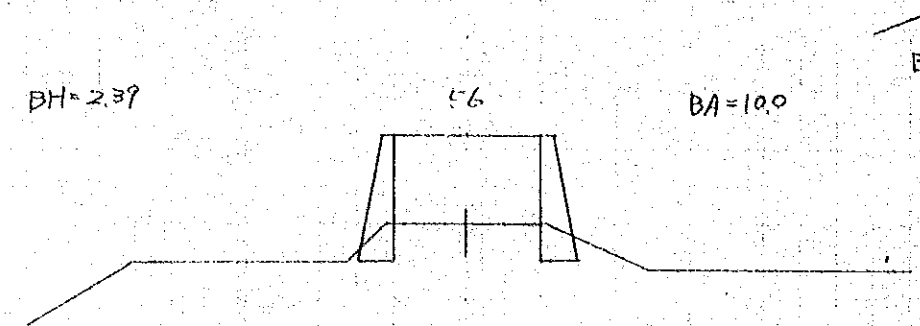
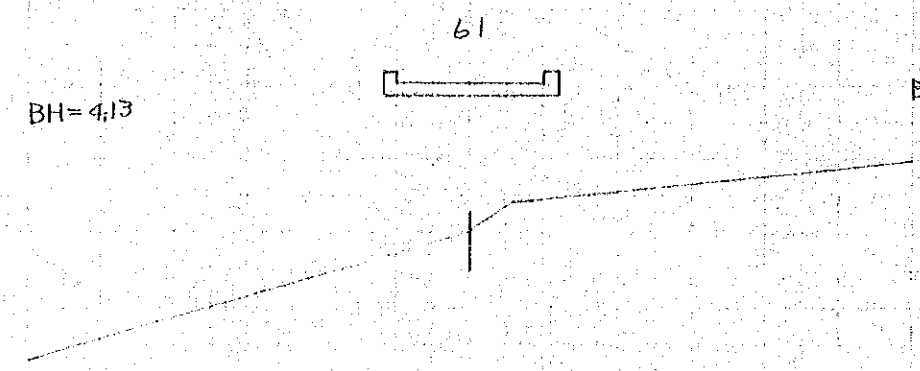
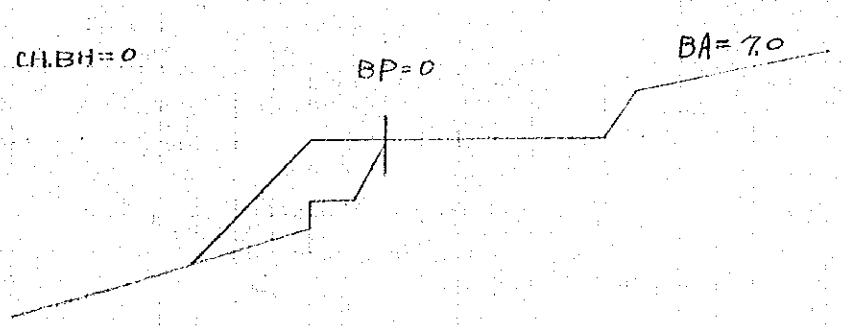
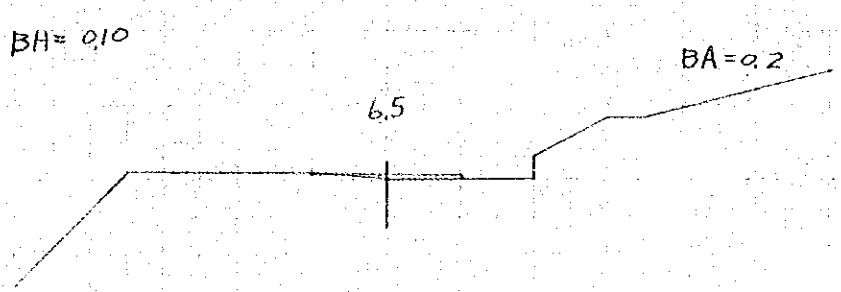
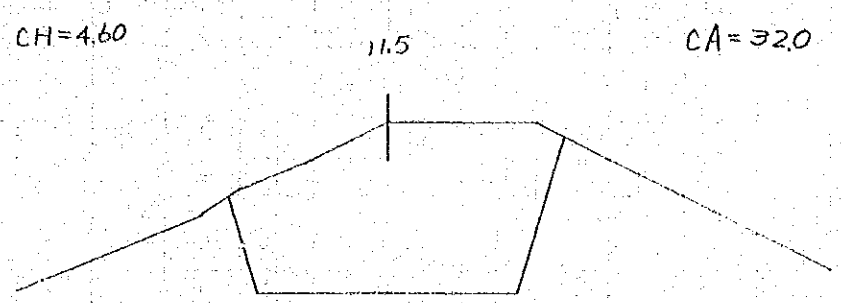
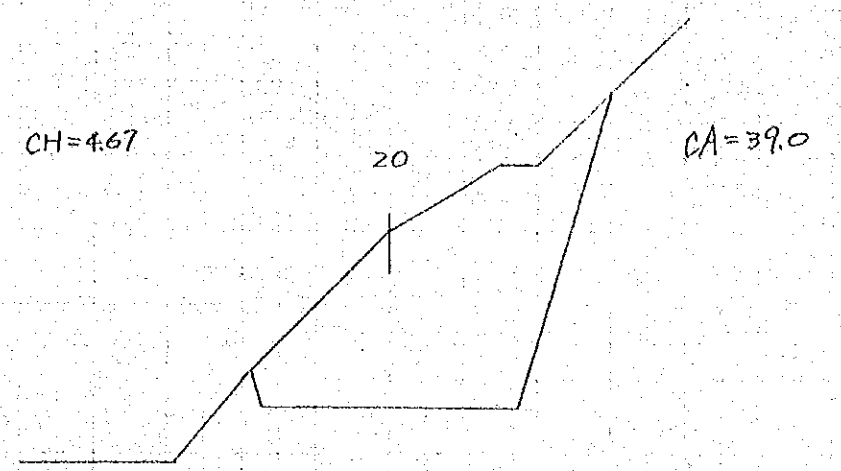
NO3-4 橋梁 縦断面
Drawing Profile



SP	G	H	F	H	CH	BH	G
90	499.04	498.90	0.14	488.70			488.70
91	498.51	498.32	0.19	488.20	0.75		488.20
92	497.25	497.00	0.25	487.64			487.64
93	497.98	497.64	0.34	487.10			487.10
94	497.51	497.10	0.41	486.61	1.80		486.61
95	498.41	498.66	-0.25	486.20	3.46		486.20
96	499.66	499.89	-0.23	485.80	3.69		485.80
97	499.49	499.80	-0.31	485.40	3.94		485.40
98	499.86	499.10	0.76	485.00		2.19	493.20
99	499.01	499.20	-0.19	484.60		2.70	493.20
100	498.50	498.20	0.30	484.20		2.77	493.20
101	490.93	493.20	-2.27	483.80		1.80	493.20
102	491.60	493.20	-1.60	483.40	2.64		493.20
103	493.84	493.80	0.04	483.00	0.18		493.20
104	494.58	494.46	0.12	482.60		1.75	493.20
105	493.25	493.00	0.25	482.20	1.59		493.20
106	494.31	494.50	-0.19	481.80	0.74		493.20
107	498.26	497.00	1.26	481.40		1.51	493.20
108	497.49	499.00	-1.51	481.00		1.67	493.20
109	498.23	498.90	-0.67	480.60	1.85		493.20
110	500.75	500.20	0.55	480.20	2.03		493.20
111	503.45	501.00	2.45	479.80	2.25		493.20
112	504.35	502.00	2.35	479.40			493.20

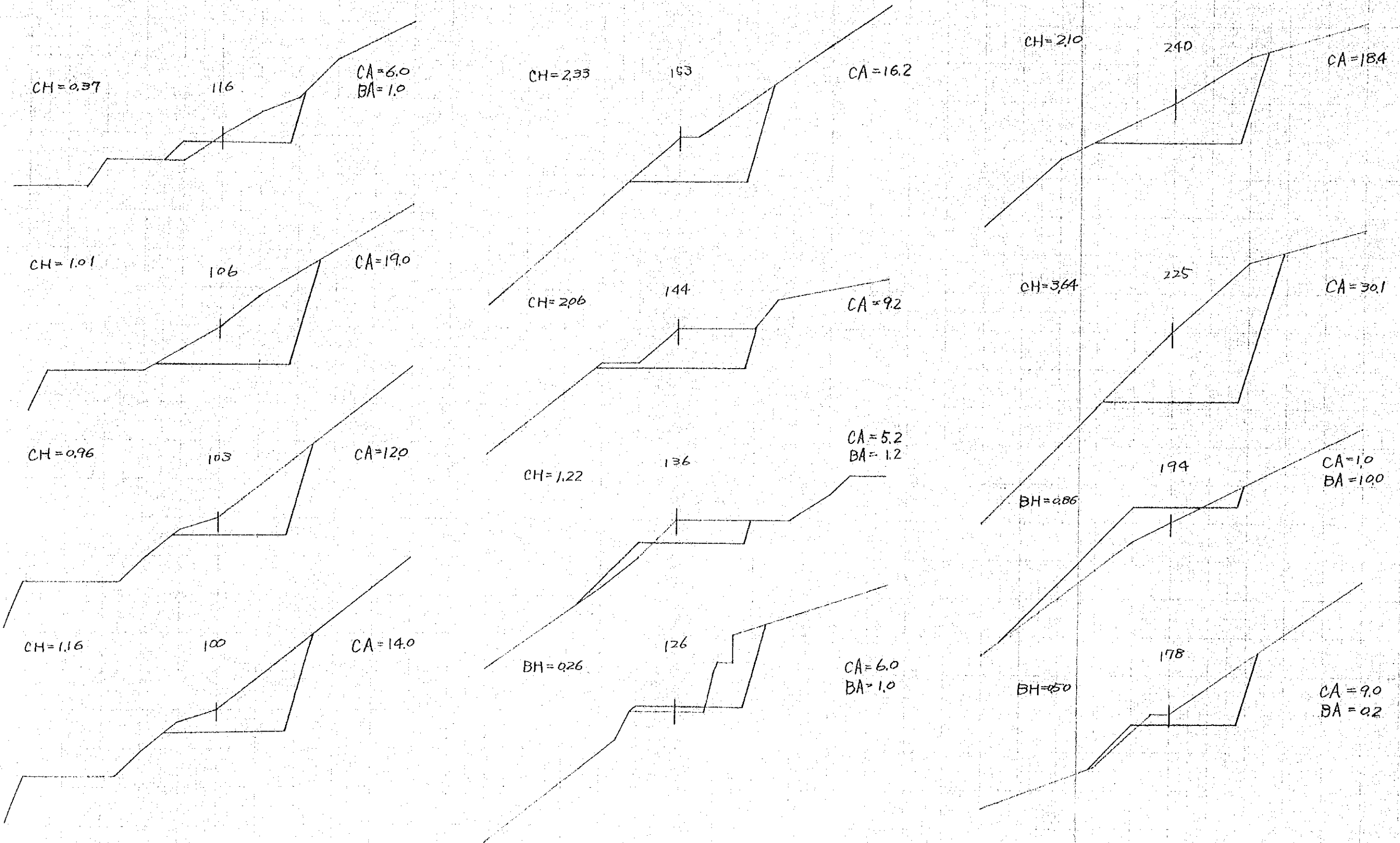
N04 橋梁 横断面 $s=1/200$
 Bridge Cross Section

土質 = 土
 Soil Nature = Earth



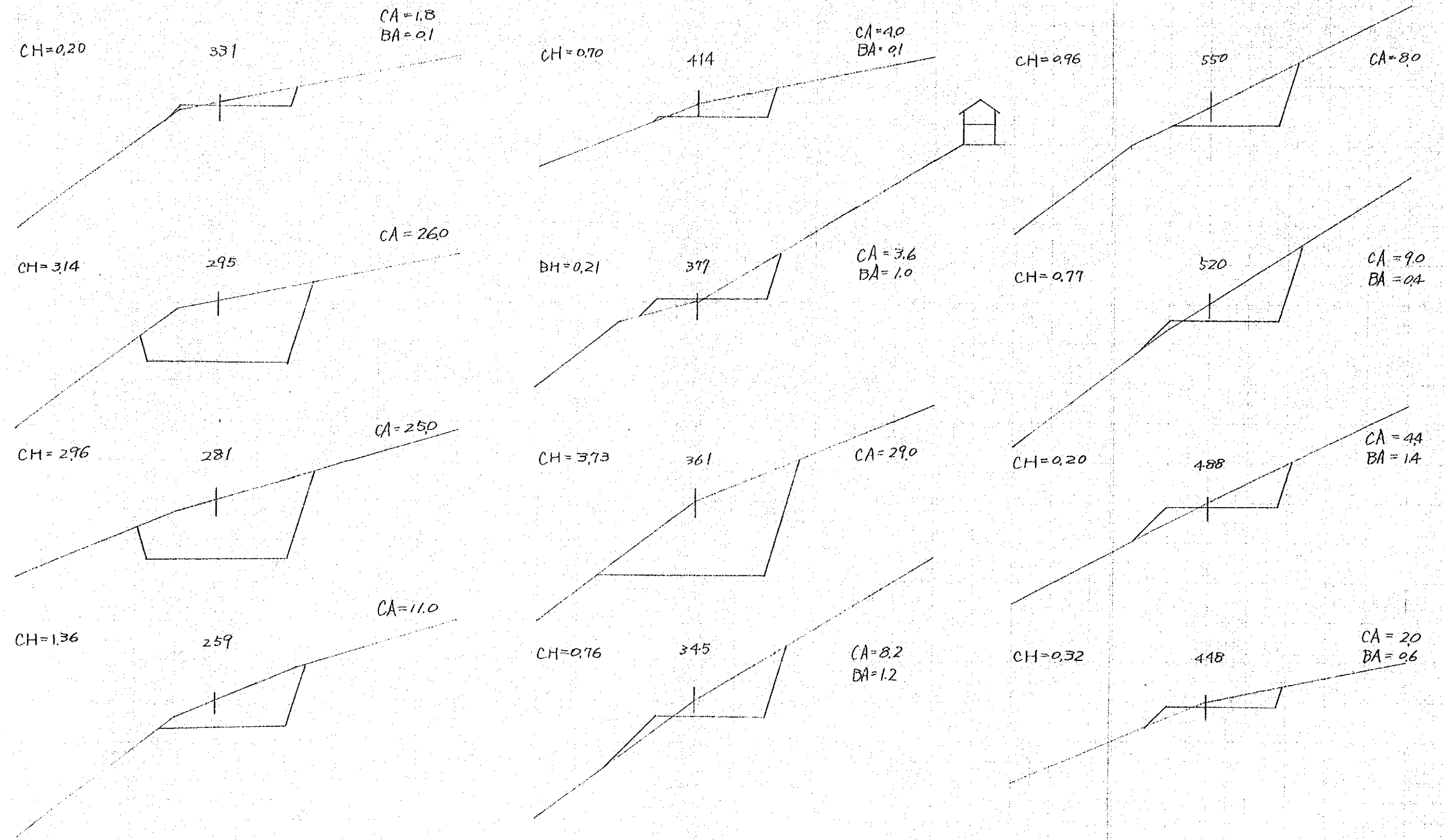
3~No4 橋梁横断面 $s=1/200$
 Bridge Cross Section

土質 = 土
 Soil Nature = Earth



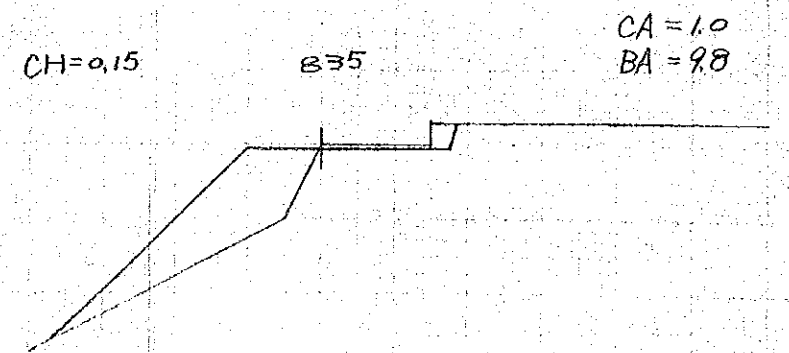
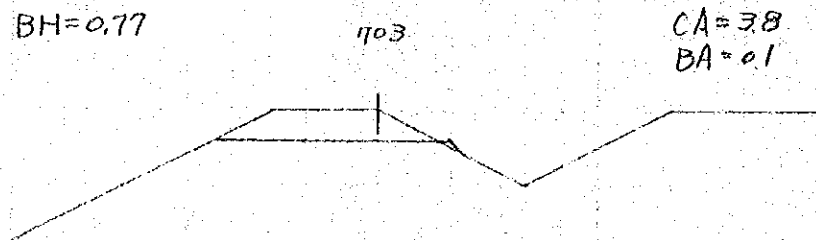
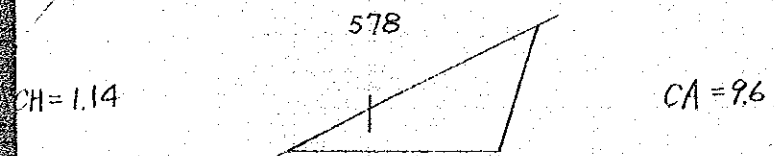
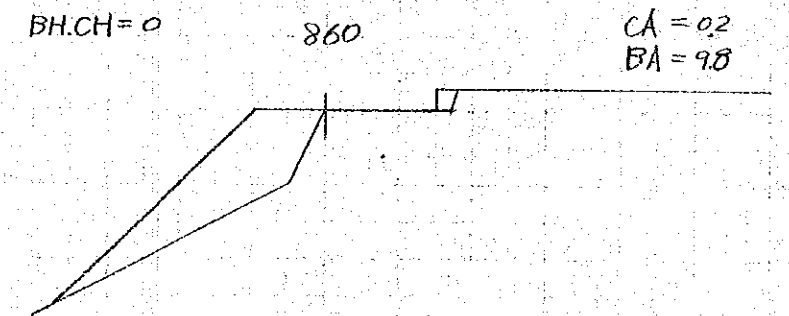


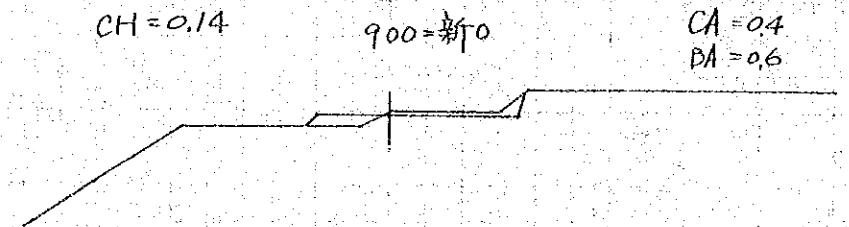
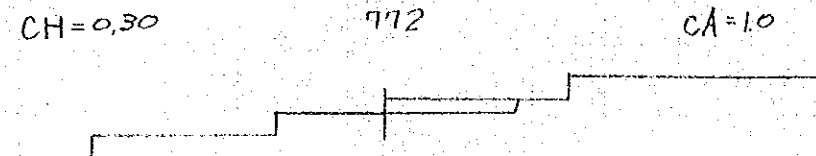
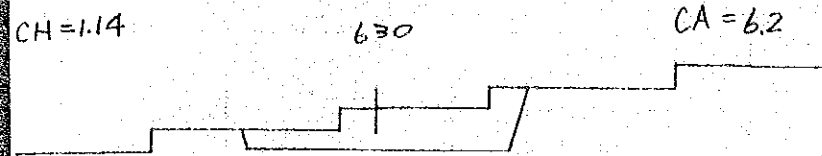
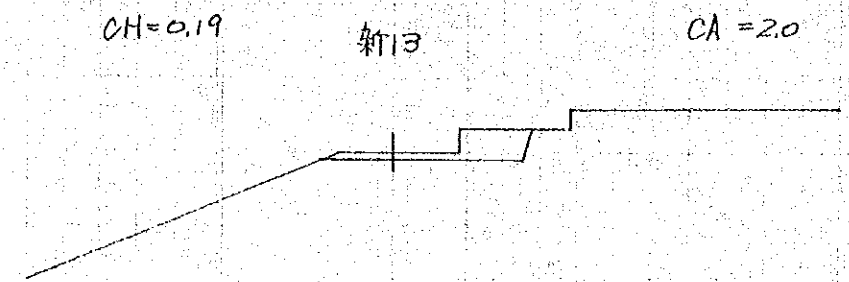
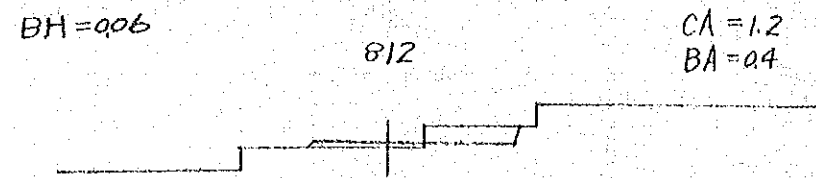
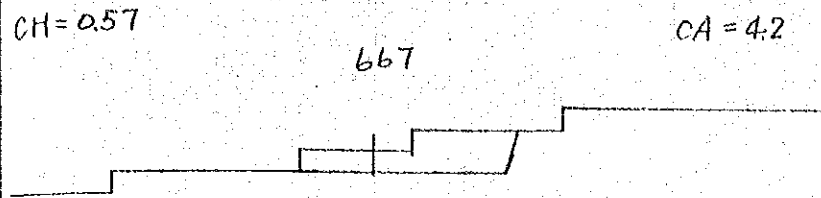
~N04 橋梁 横断面 $S=1/200$
 Bridge Cross Section

土質 = 土
 Soil Nature = Earth



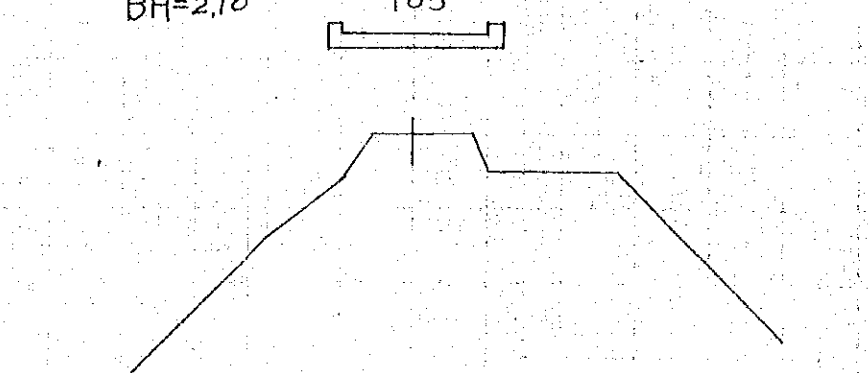
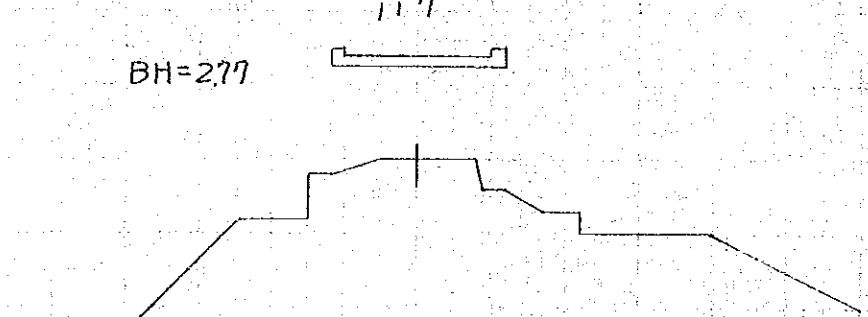
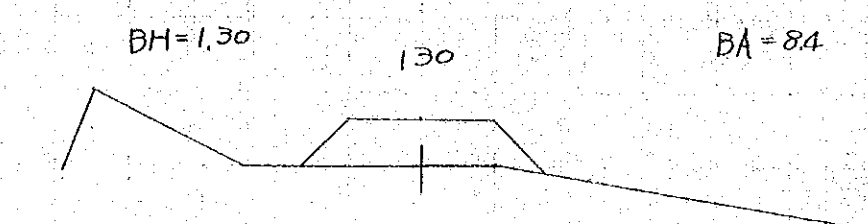
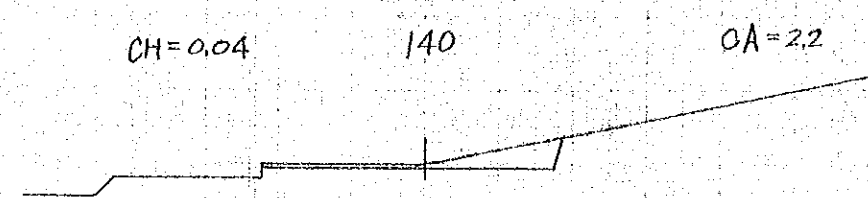
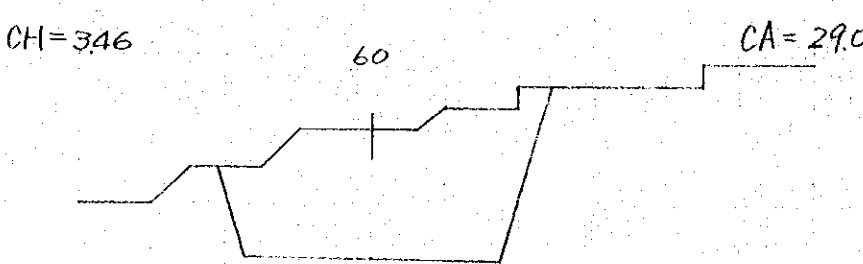
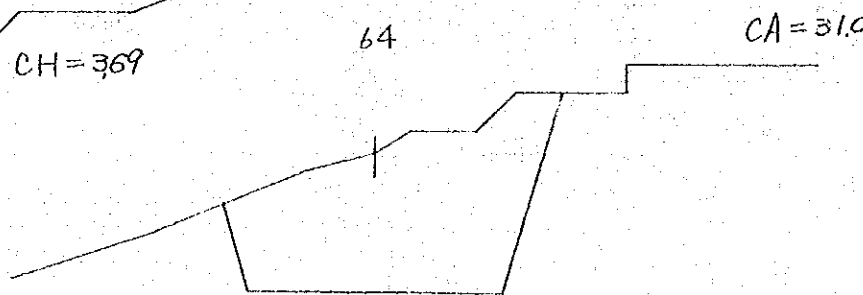
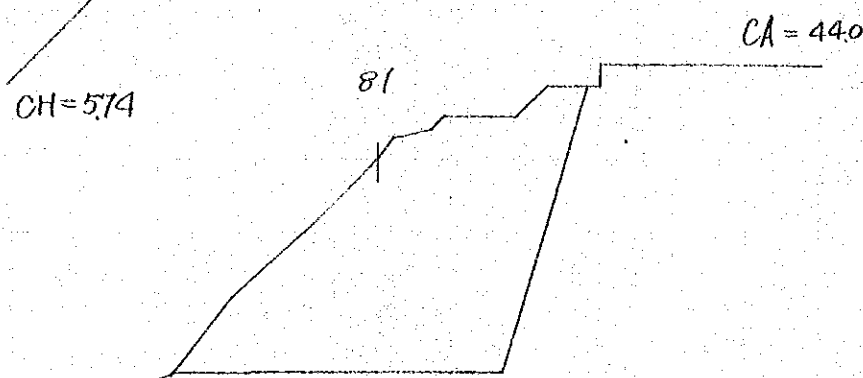
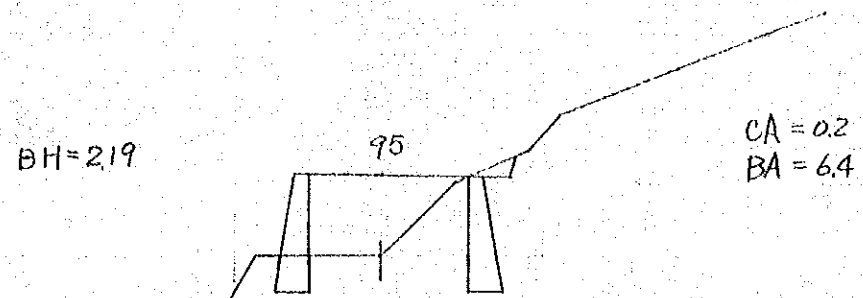
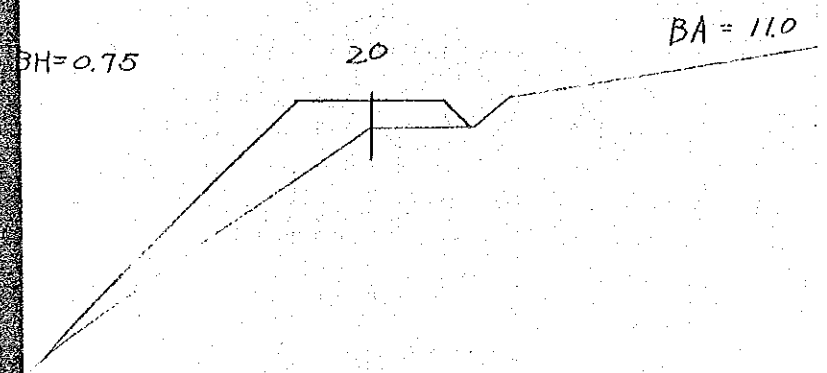
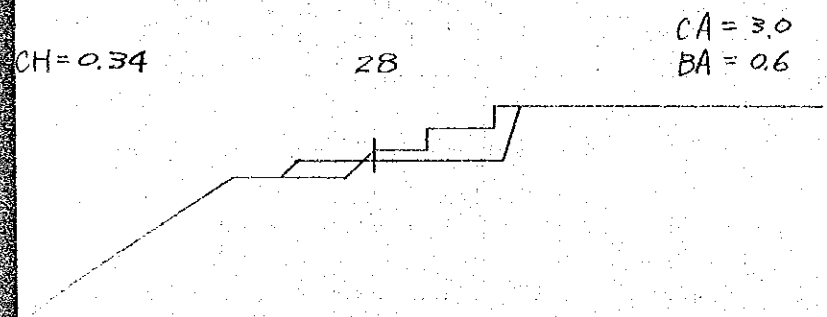
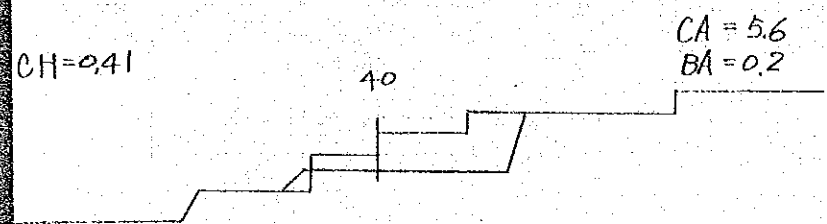
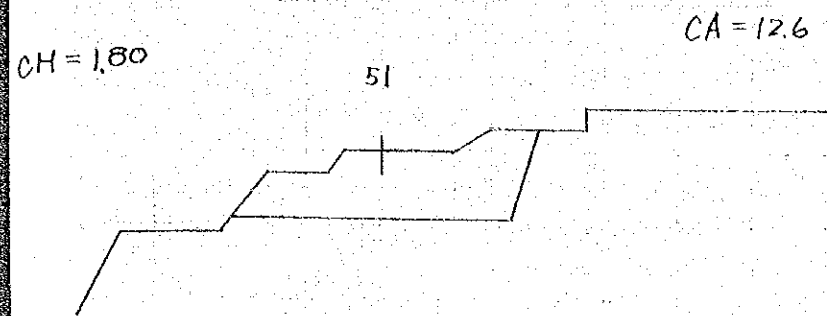
~N04 橋梁横断图 $S=1/200$
 Bridg Cross Section

土質 = 土
 Soil Nature = Earth



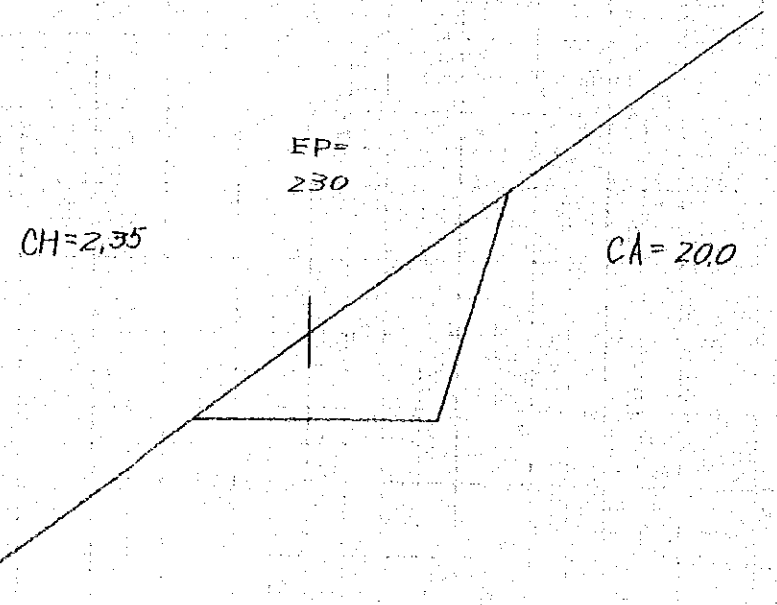
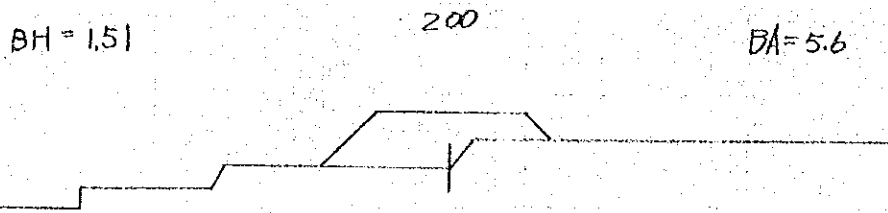

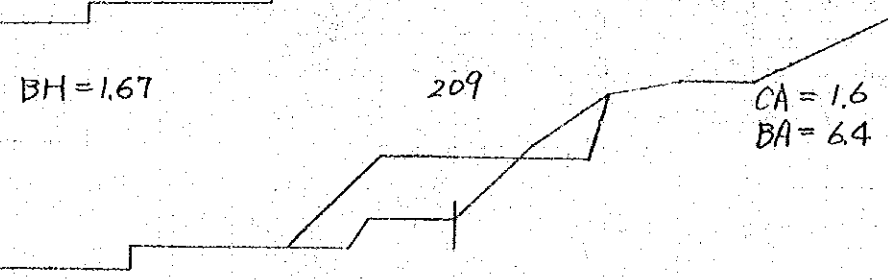
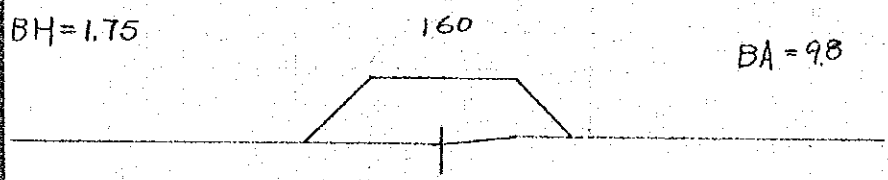
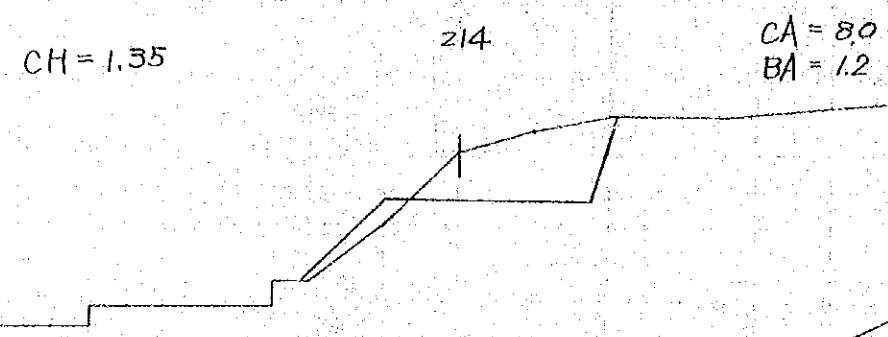
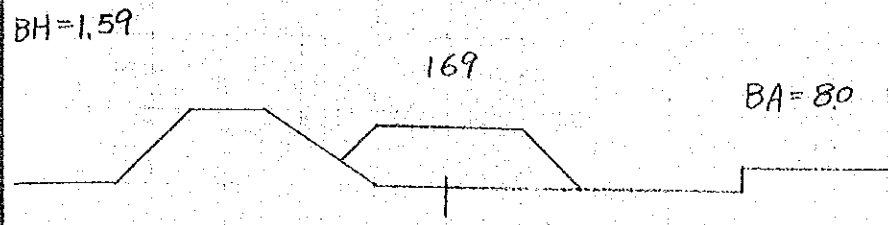
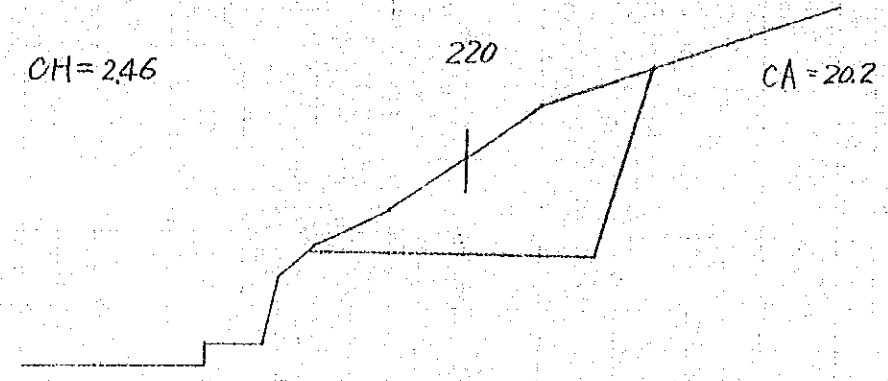
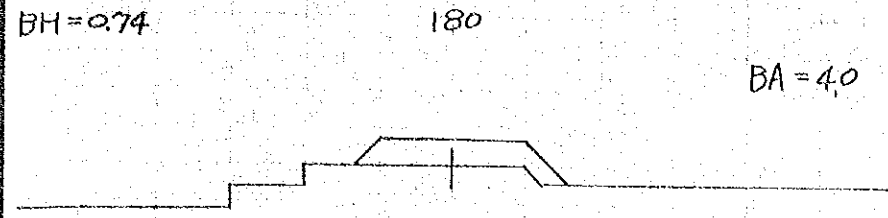
~No4 橋梁横断面 $s=1/200$
 Bridge Cross Section

土質=土
 Soil Nature=Earth



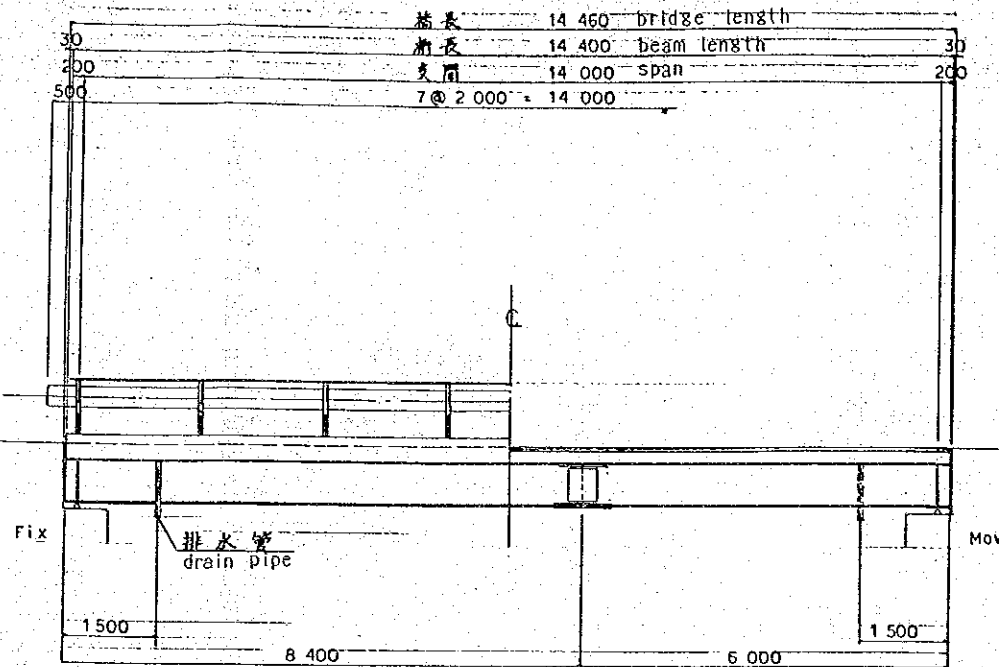
~N04 桥梁横断面 $s=1/200$
 Bridge Cross Section

土質 = 土
 Soil Nature = Earth



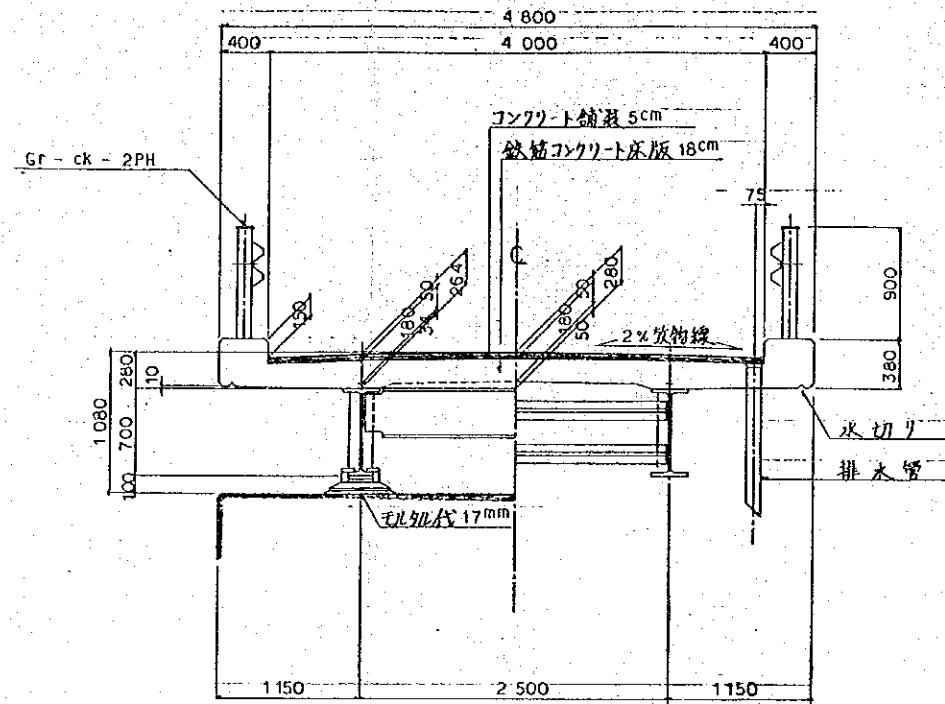
側面図 S=1/760

Profile



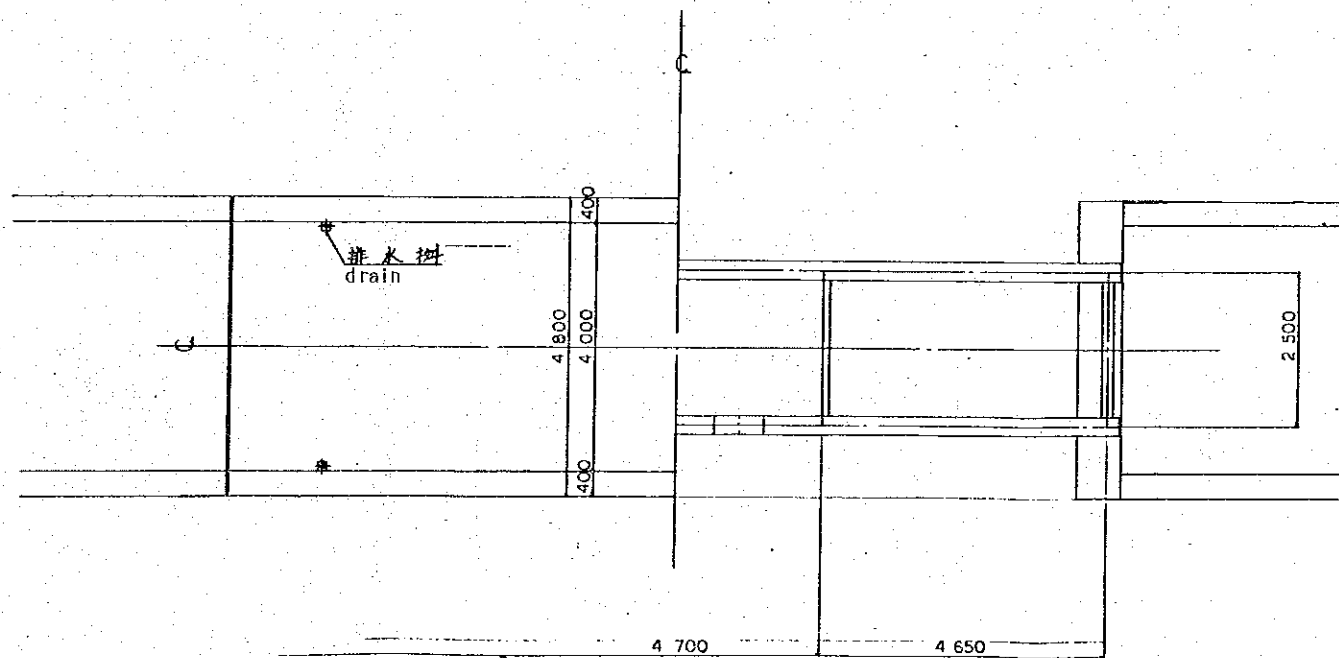
断面図 S 1/30

Section Drawing



平面図 S=1/60

Plan



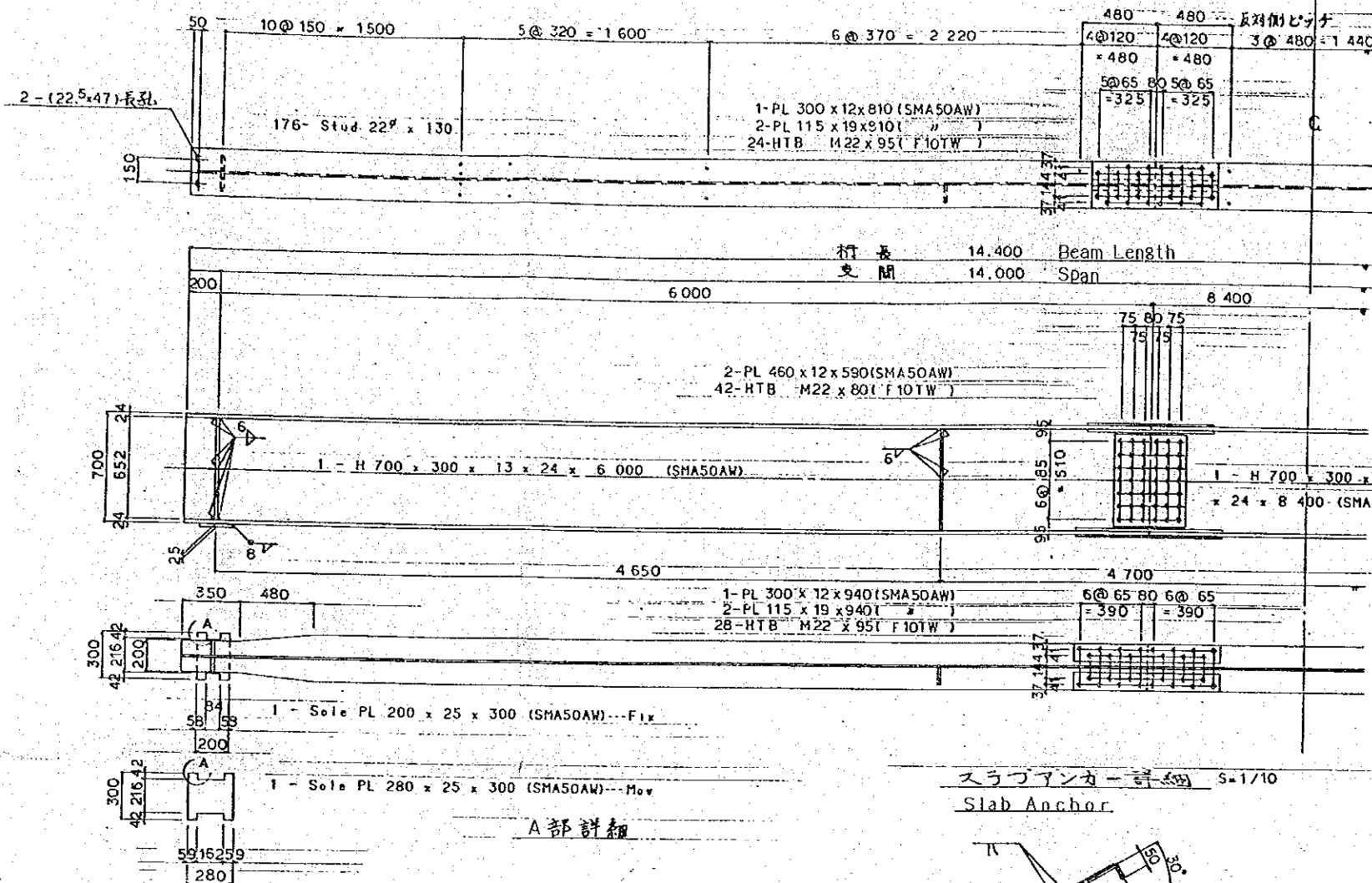
製 図 工 藤
製 長 担 野 森
検 査 担 長 野 森
縮 尺 1/30 1/60 1/100

設計番号 F-6500
図面番号
製図月日
出図月日

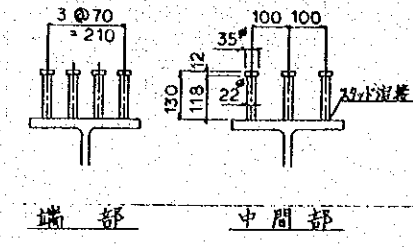
1/5

標準設計 (L=H:000)
共通
一般図

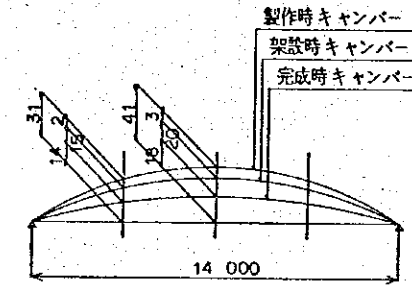
主桁 S=1/20
Beam



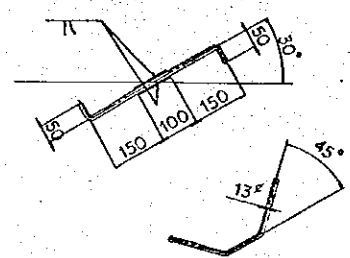
スタッドツベル詳細 S=1/10
Dibel



キャンバー Camber

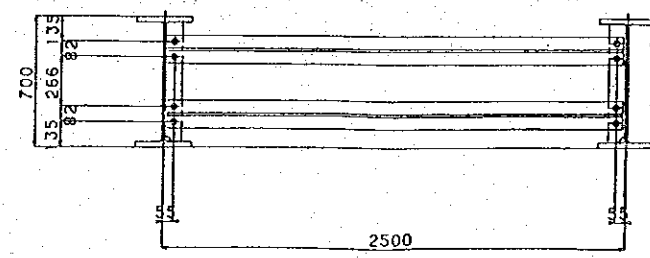


スラブアンカー詳細 S=1/10
Slab Anchor



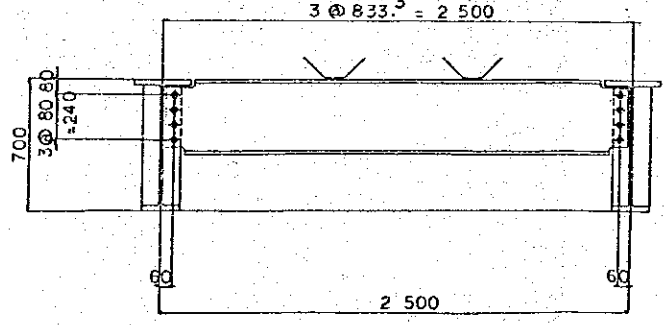
1-RB 13[#] x 500 (SR24)
現場にて曲げ上げのこと。

中間横桁 S=1/20
Cross Beam



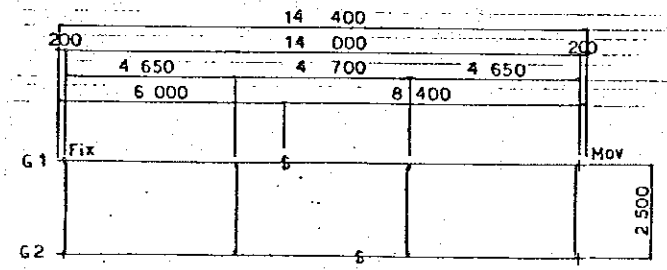
2-CT 95x152x8x8x2460 (SMA41AW)
2-PI 90x9x652 (SMA41AW)
8-HTB M20x55 (F10TW)

端横桁 S=1/20
Cross Beam



1 - H 400 x 200 x 8 x 13 x 2 460 (SMA50AW)
4 - PL 95 x 12 x 652 (SMA50AW)
2 - RB 13[#] x 500 (SR24)
8 - HTB M22 x 60 (F10TW)

配置図
arrangement



注記1 特記なき材質は全てSS41とする。

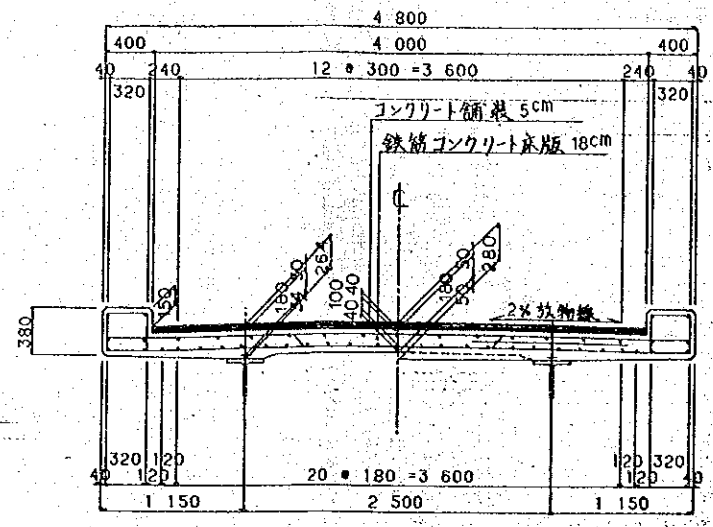
縮尺	1/10	製図	森
課長	掛長	担当	工藤

設計番号	F-6500
図面番号	
製図月日	
出図月日	

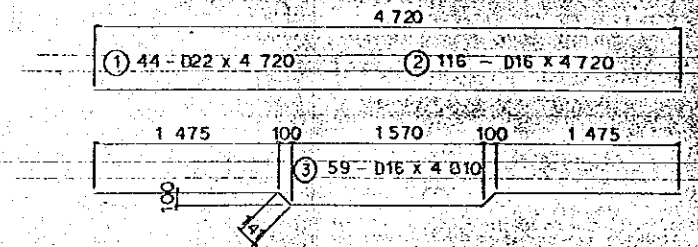
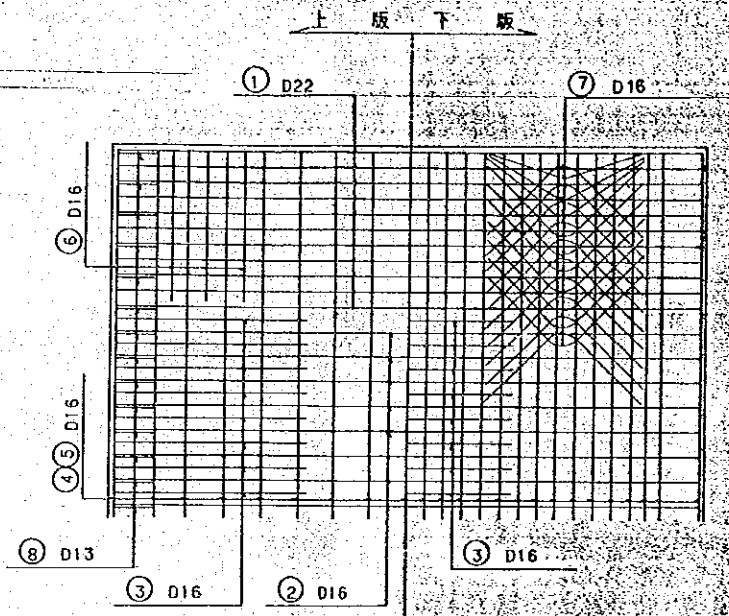
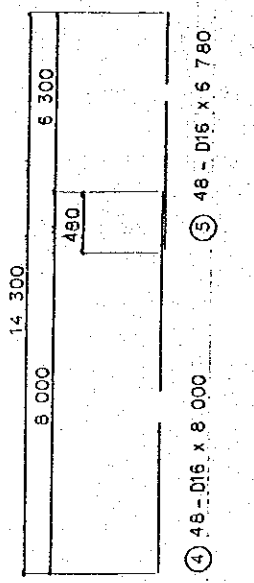
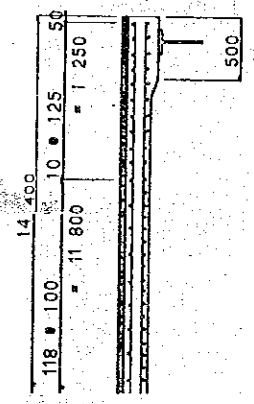
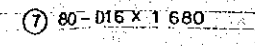
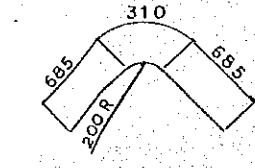
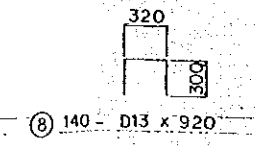
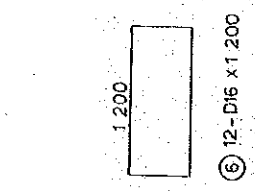
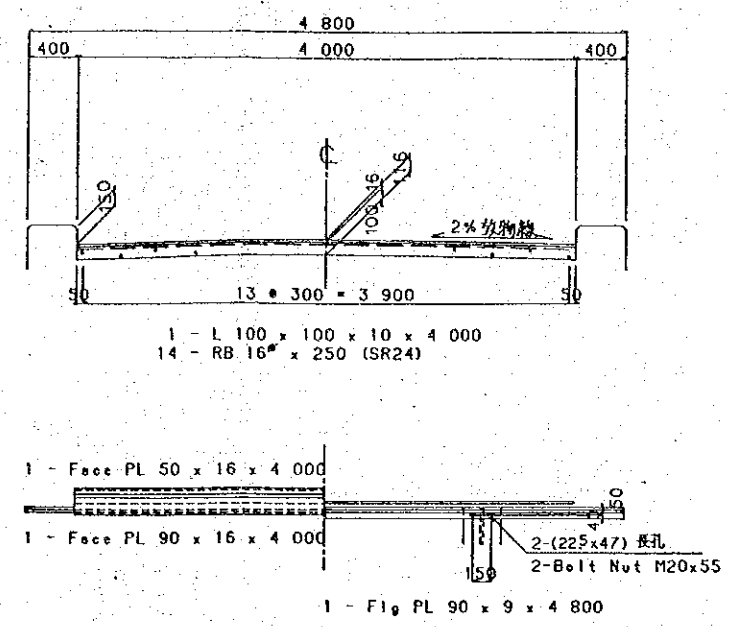
2/5

標準設計 (L=14,000)	共通	主桁、横桁、その他
-----------------	----	-----------

床版 S=1/30
Floor Slab

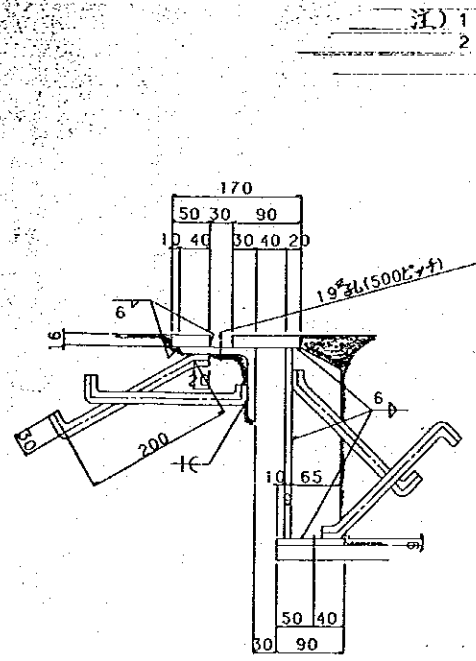
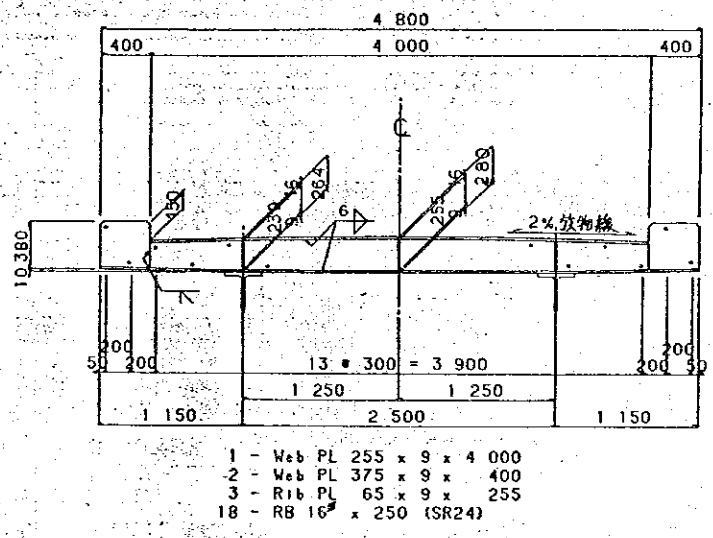


伸縮継手 S=1/30
(EA-I型) Expansion Joint



鉄筋表 Reinforcing

記号	径	長さ	単位重量	weight per one bar	本数	重量	quantity of material
①	D22	4 720	3.040	14.349	44	631	SD30
②	D16	4 720	1.560	7.363	116	854	"
③	"	4 810	"	7.504	59	443	"
④	"	8 000	"	12.480	48	598	"
⑤	"	6 780	"	10.577	48	508	"
⑥	"	1 200	"	1.872	12	22	"
⑦	"	1 680	"	2.621	80	210	"
⑧	D13	920	0.995	0.915	140	128	"
Σ						3 395	kg
D22			631	kg			
D16			2 636	kg			
D13			128	kg			



注) 1 特記なき鉄筋は全てSS41とする。
2 伸縮継手はタールエポキシ樹脂塗料を工場にて3回塗布とする。

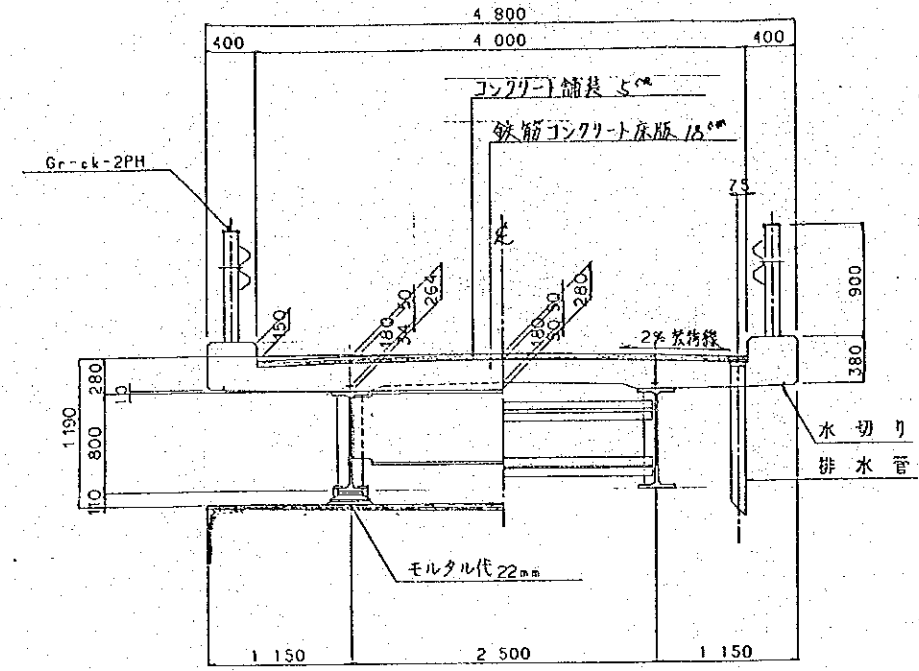
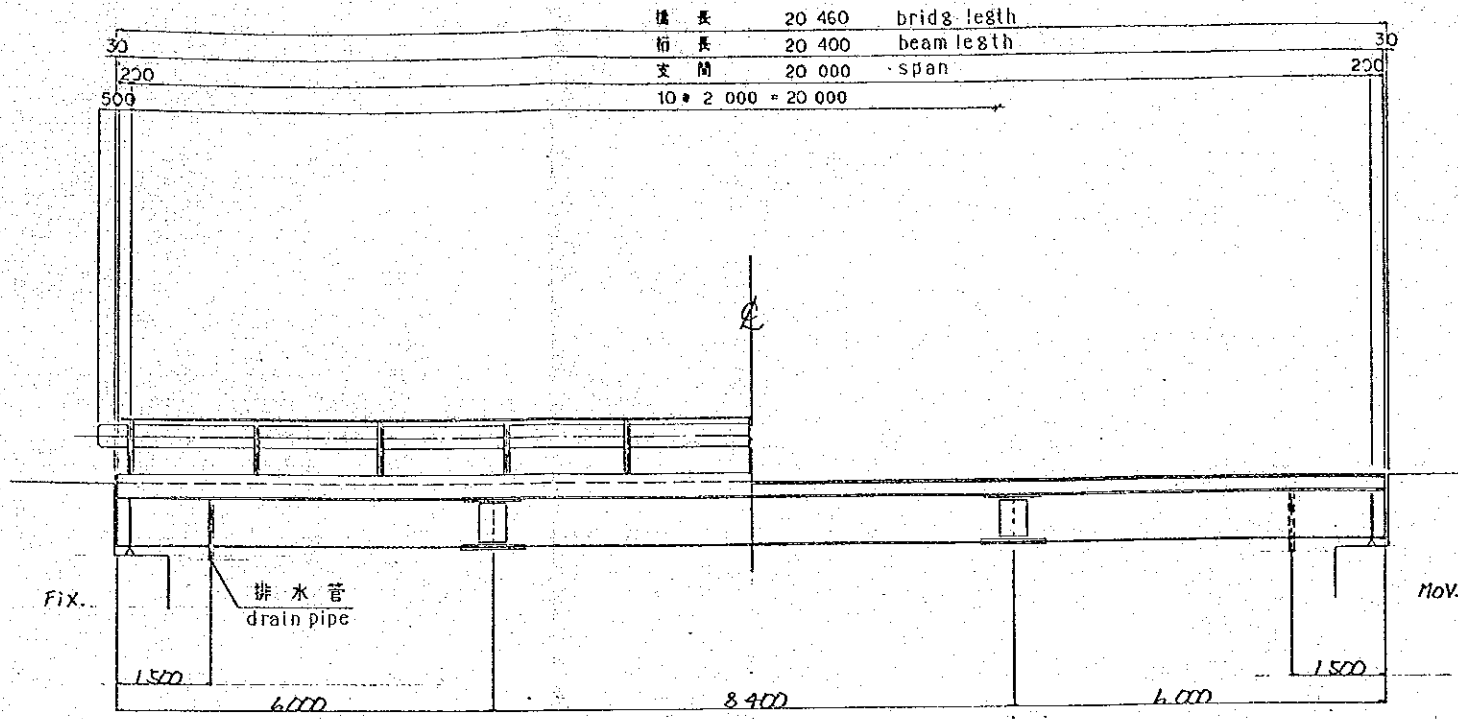
縮尺	1/30	製図	藤
課長	掛長	担当	藤
設計番号	F-6500	製図月日	
図面番号		出図月日	

標準設計 (L=14,000)
共通
床版、伸縮継手

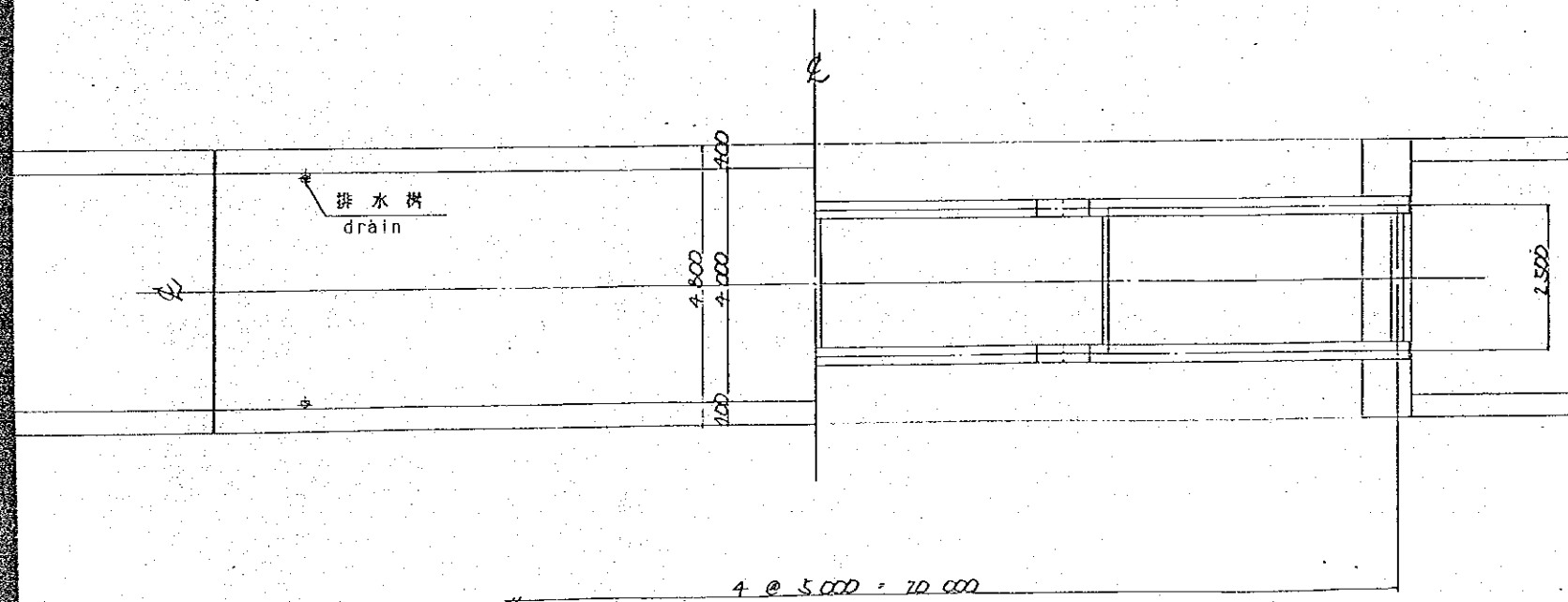
N04 BRIDGE 橋梁図

側面図 s=1/60
Profile

断面図 s=1/30
Section Drawing



平面図 s=1/60
Plan



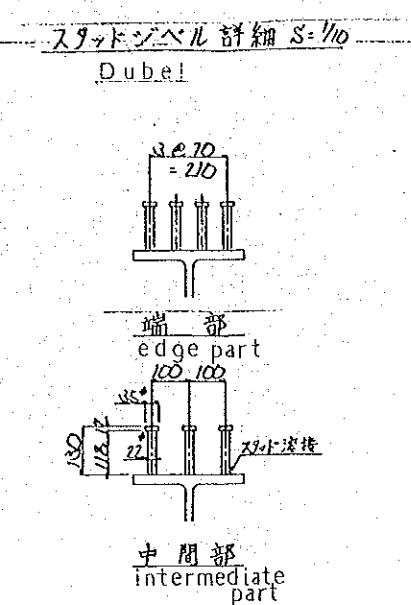
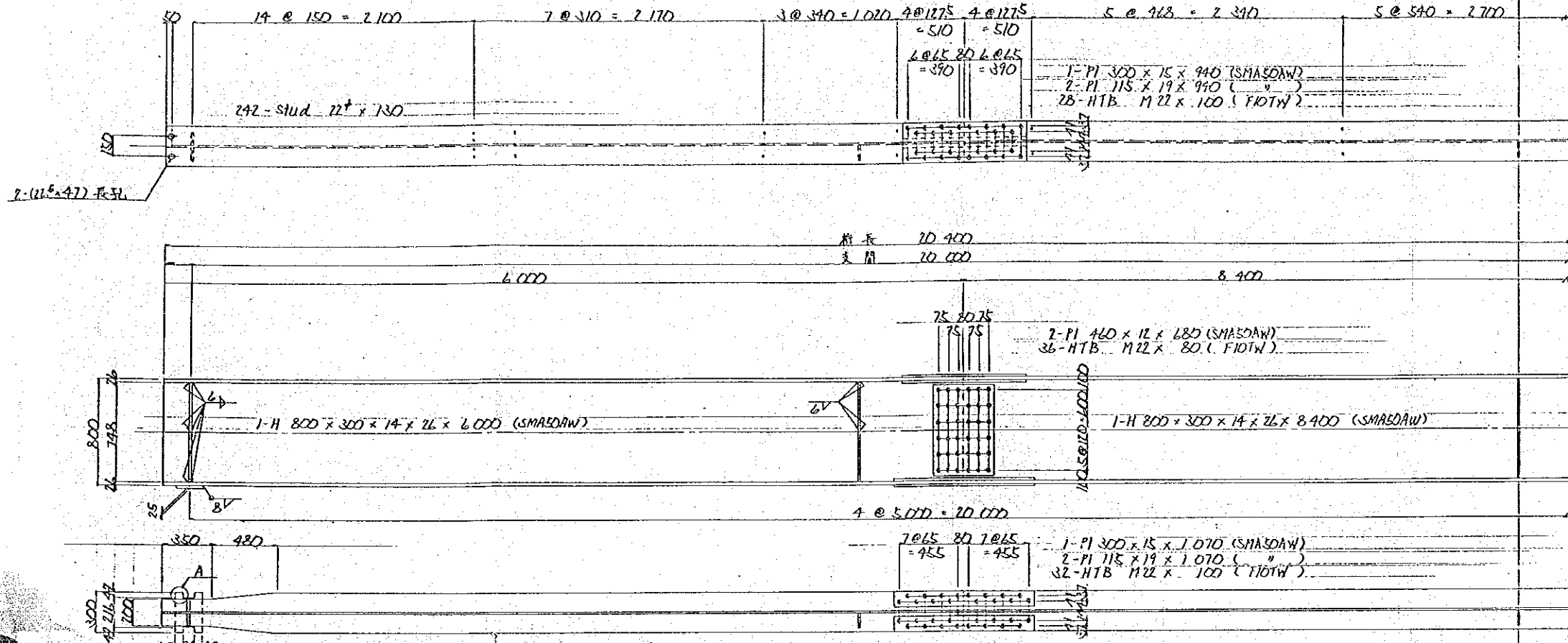
縮尺	1/60	1/30	製図	藤
課長	掛	技	担	部

設計番号	F-6500
図面番号	
製図日付	
出図日付	

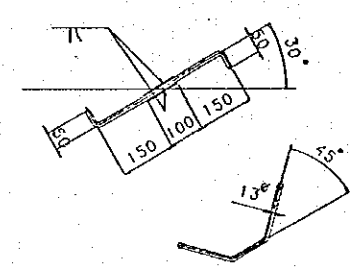
5

標準設計 (L=20,000)	
共通	
一 般 図	

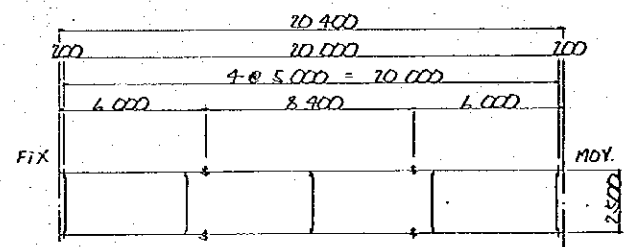
主桁 S=1/20
Beam



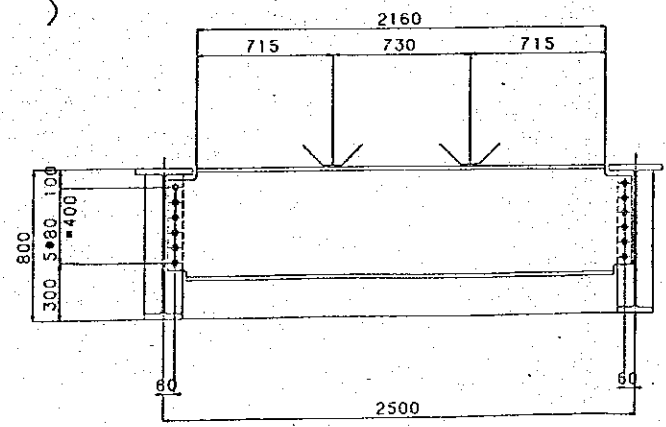
スラブアンカー詳細図 S=1/10
Slab Anchor



配置図
arrangement

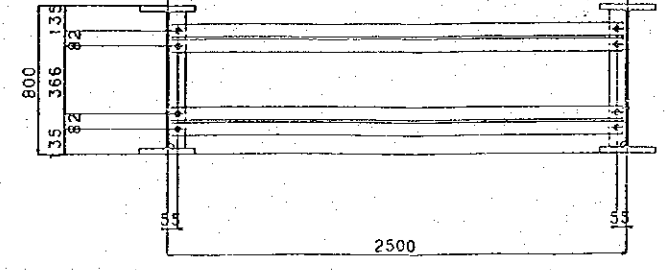


端横桁 S=1/20
Cross Beam



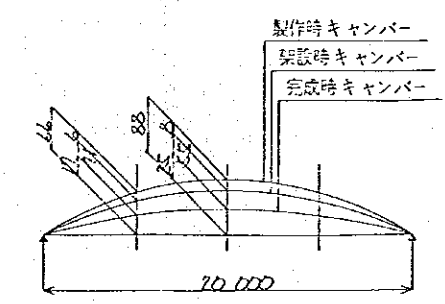
- 1-H 596x199x10x15x2460 (SMA50AW)
- 4-PI 95x12x748 (SMA50AW)
- 12-HTB M22x65 (F10TW)
- 2-RB 13x500 (SR24)

中間横桁 S=1/20
Cross Beam



- 2-CT 95x152x8x8x2460 (SMA41AW)
- 2-PI 90x9x748 (SMA41AW)
- 8-HTB M20x55 (F10TW)

キャンバー Camber



注記 特記なき材質は全てSS41とする。

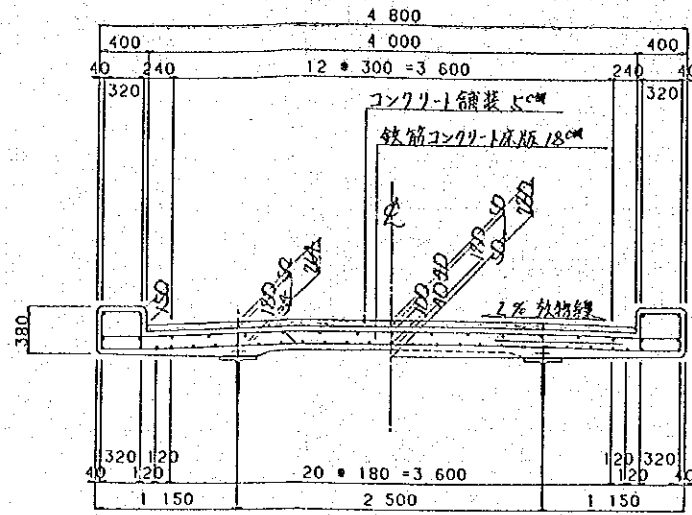
縮尺	1/20	製図	橋
製図者	橋	製図	橋
製図日		製図	橋

設計番号	F-6500
図面番号	
製図日	
製図者	

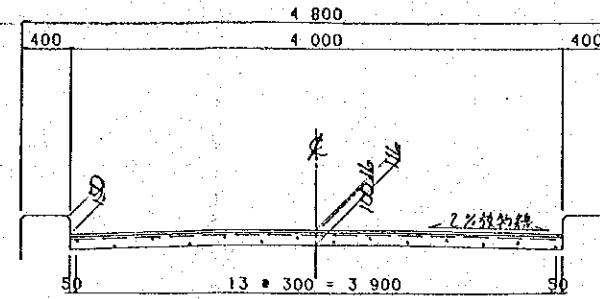
2/5

標準設計 (L=20,000)	共通	主桁・横桁・その他
-----------------	----	-----------

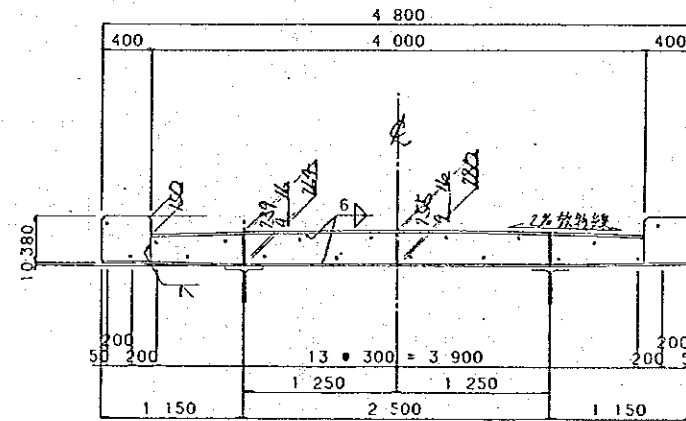
床版 S=1/30
Floor Slab



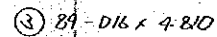

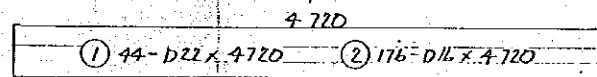
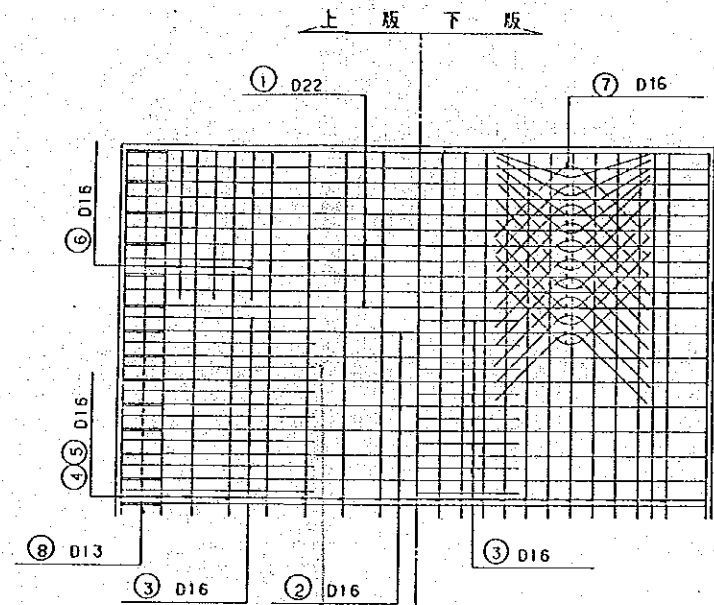
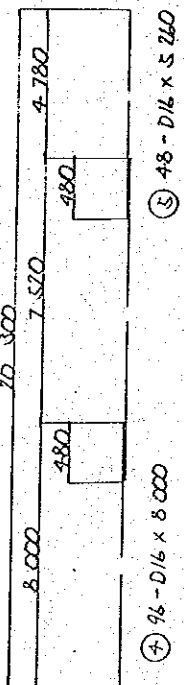
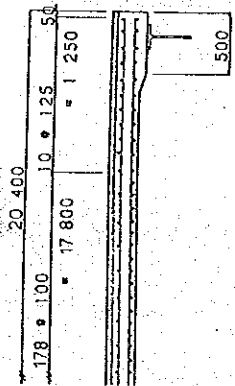
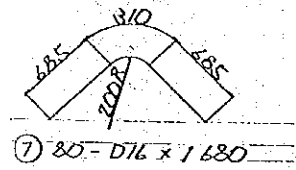
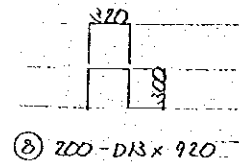
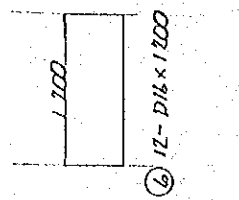
伸縮継手 S=1/30
(EA-1型) Expansion Joint



- 1 - L 100 x 100 x 10 x 4 000
- 14 - RB 16# x 250 (SR24)
- 1 - Face PL 50 x 16 x 4 000
- 1 - Face PL 90 x 16 x 4 000
- 2 - (225x47) 取孔
- 2 - Bolt Nut M20x55
- 1 - Flg PL 90 x 9 x 4 800

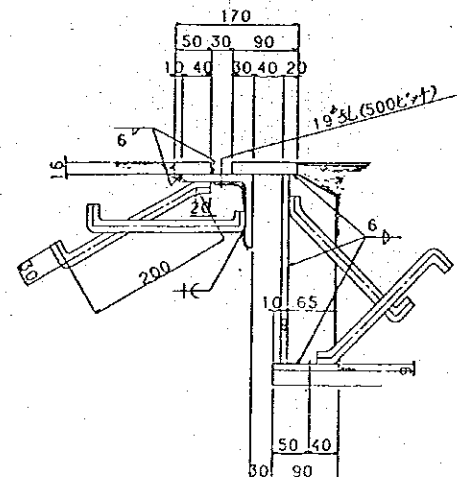


- 1 - Web PL 255 x 9 x 4 000
- 2 - Web PL 375 x 9 x 400
- 3 - Rib PL 65 x 9 x 255
- 18 - RB 16# x 250 (SR24)



鉄筋表 reinforcing

記号	径	長さ	単位重量	weight per one bar	number of bar	重量	quantity of material
①	D22	4 720	3.040	14.349	44	631	SD30
②	D16	4 720	1.560	7.363	176	1 296	"
③	"	4 810	"	7.504	89	668	"
④	"	8 000	"	12.480	96	1 198	"
⑤	"	5 260	"	8.206	48	394	"
⑥	"	1 200	"	1.872	12	22	"
⑦	"	1 680	"	2.621	80	210	"
⑧	D13	920	0.995	0.915	200	183	"
Σ						4 602	kg
		D22	631	kg			
		D16	3 788	kg			
		D13	183	kg			



注記 1. 特記なき材質は全てSS41とする。
2. 伸縮継手はターレエポキシ樹脂塗布を工場にて3回塗布とする。

縮尺	1/50	製図	工務部
製図	掛長	掛長	掛長

設計番号	F-6500
製図番号	
製図日付	
出図日付	

4/5

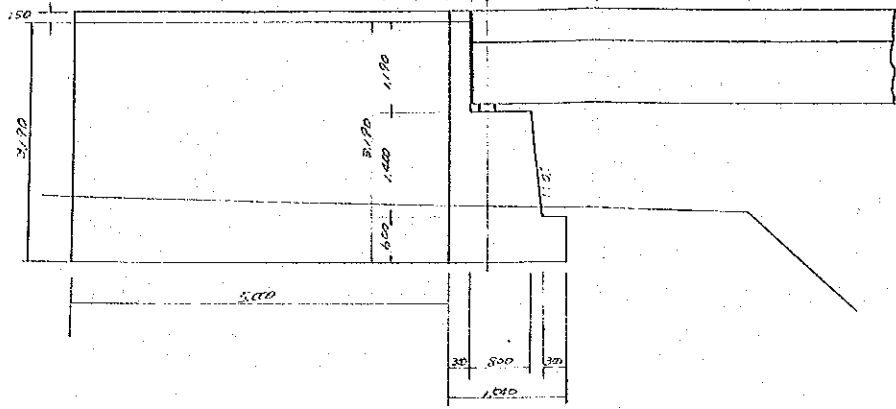
標準設計 (L=20,000)	共通	床版・伸縮継手
-----------------	----	---------

橋台圖 $S=1/50$
ABUTMENT

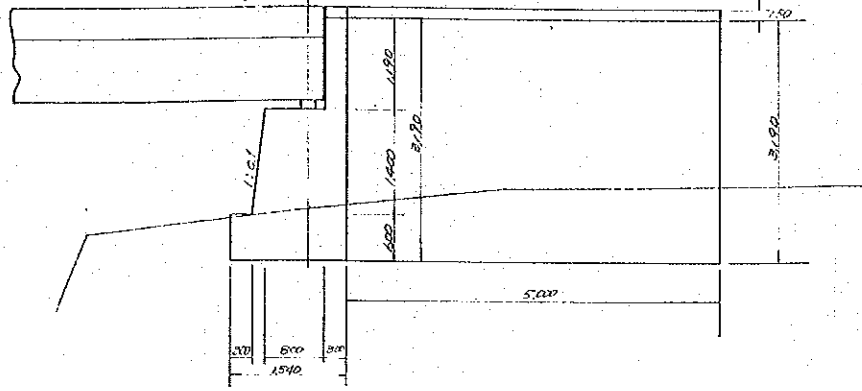
側面圖

橋長 20.160
橋寬 20.400
橋高 2.000

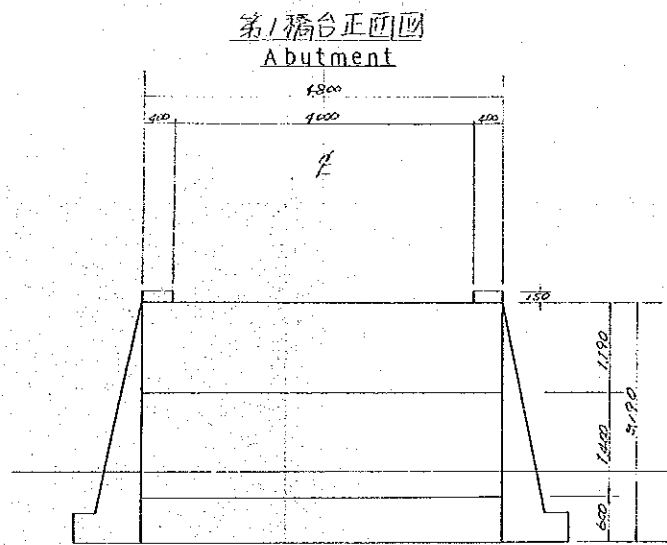
側壁正面圖
Side Wall



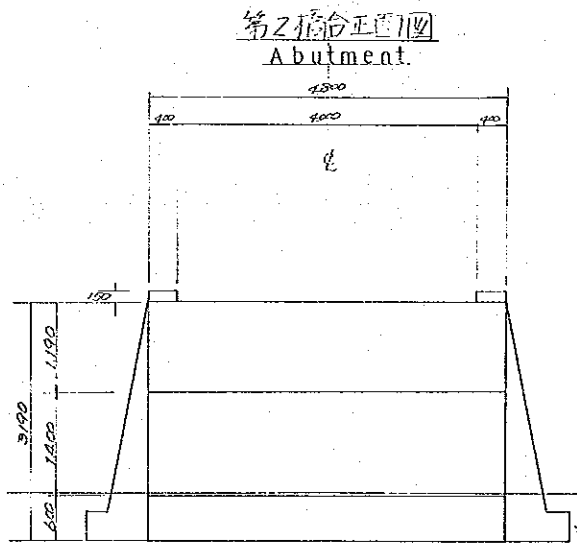
側壁正面圖
Side Wall



第1橋台側面圖
Abutment



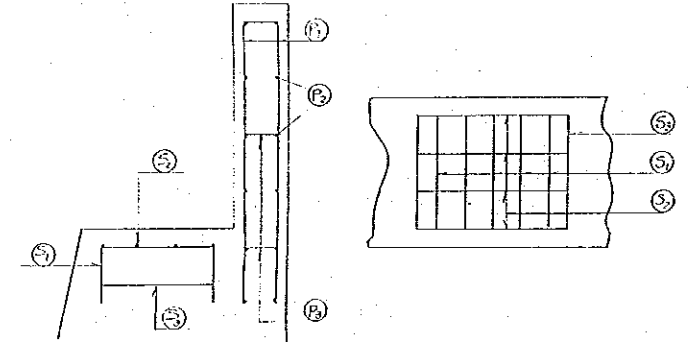
第2橋台側面圖
Abutment



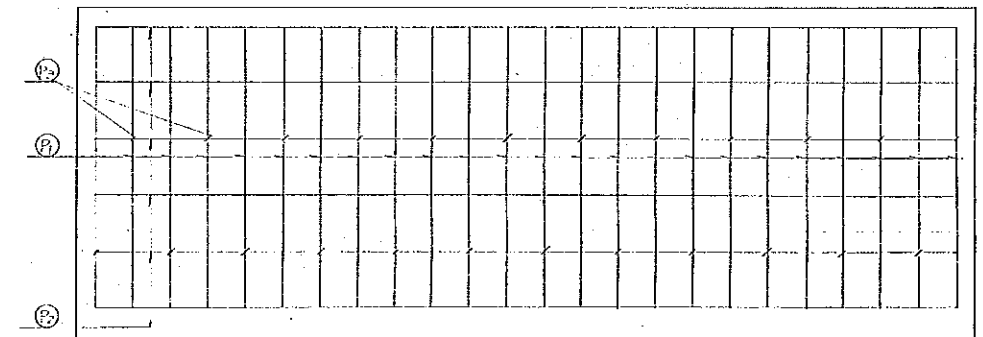
第1橋台正面圖
Abutment

第2橋台正面圖
Abutment

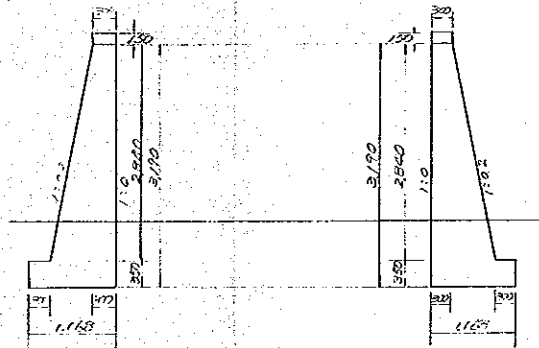
橋座胸壁詳細圖
Detail Drawing $S=1/20$



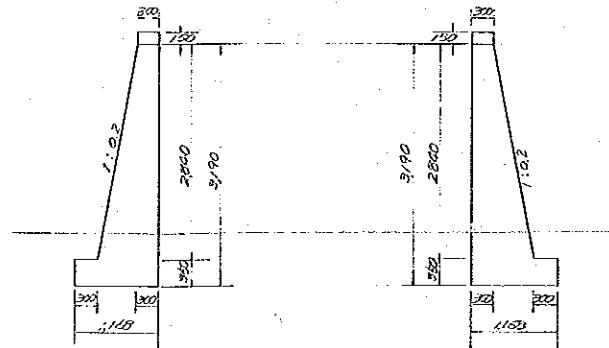
胸壁正面圖 Parapet



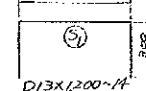
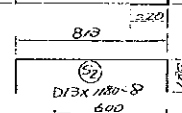
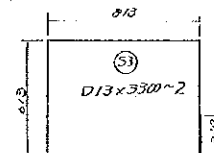
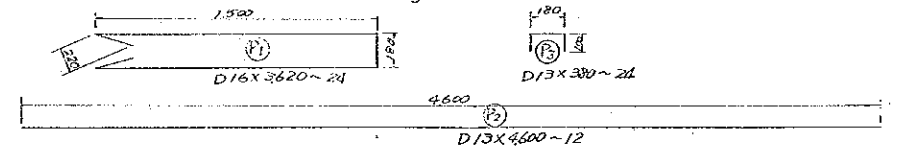
側壁側面圖 Side Wall



側壁側面圖 Side Wall



鉄筋加工図 Reinforcing Bar



JICA