

## 付録-17 既設アンテナ／鉄塔



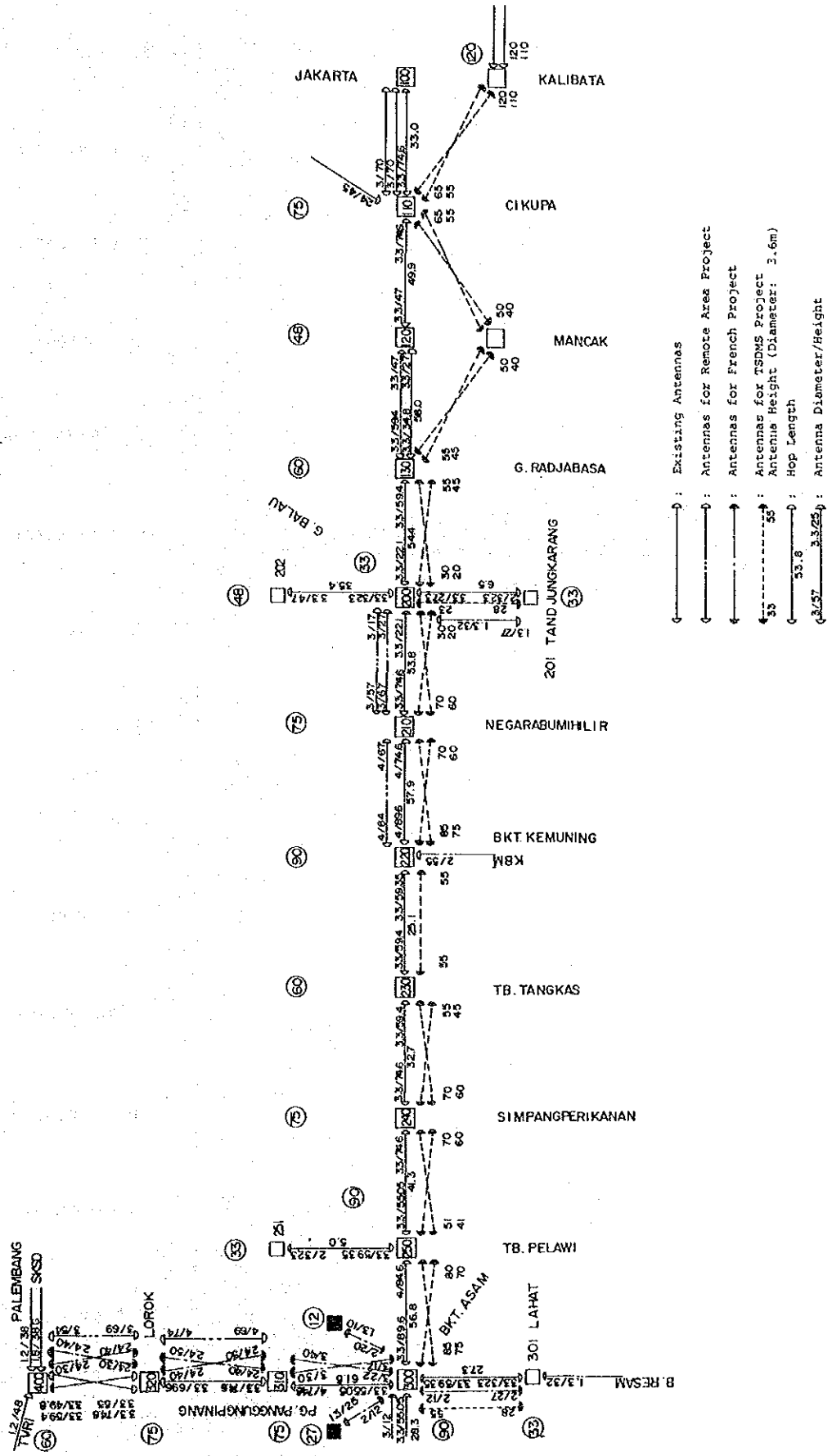


図1 既設アンテナ / 鉄塔 (1/4)

- : Existing Antennas
- : Antennas for Remote Area Project
- : Antennas for French Project
- : Antennas for MSDMS Project
- : Antenna Height (Diameter: 3.6m)
- : Hop Length
- : Antenna Diameter/Height
- : Station No.
- : Existing Tower Height (m)

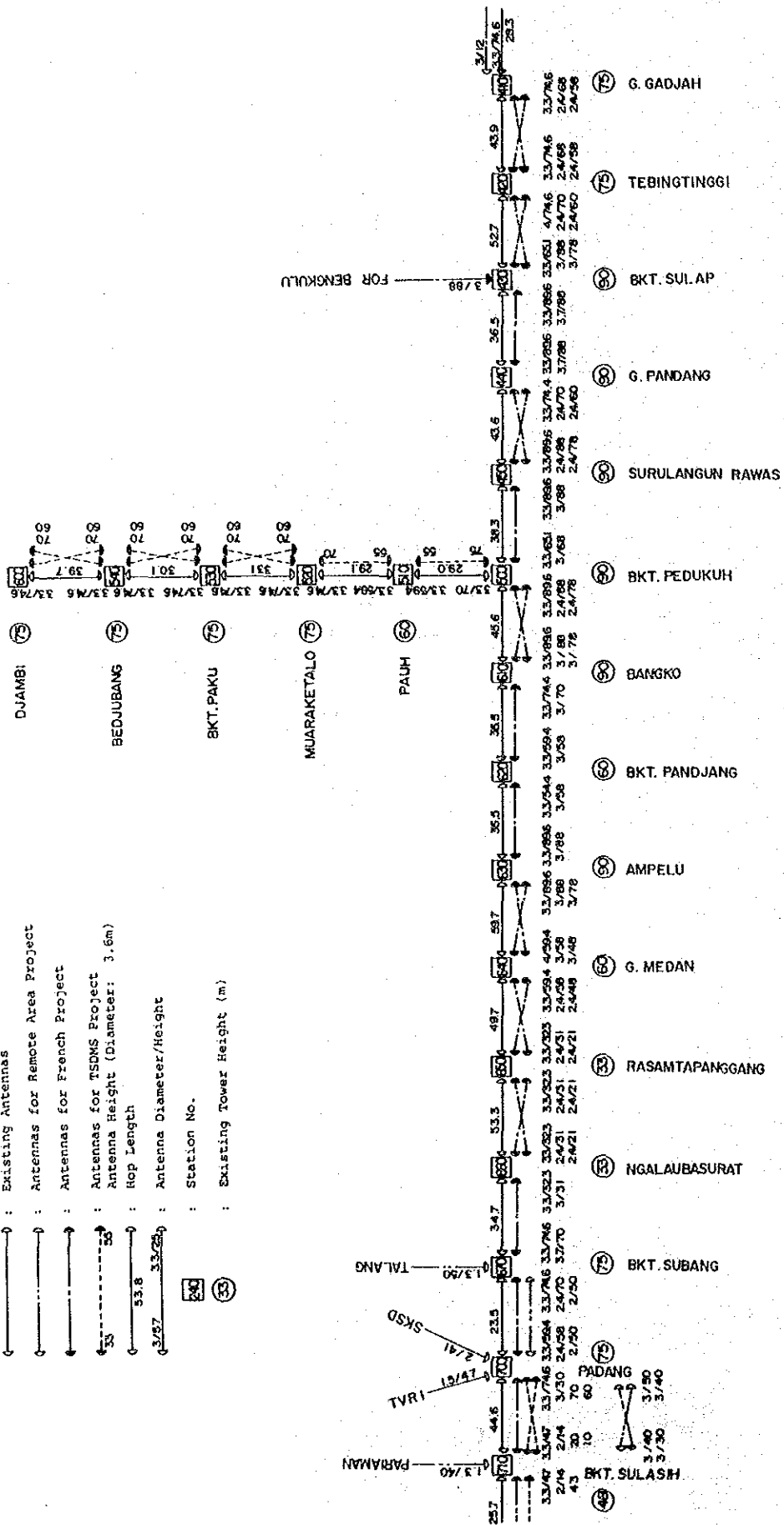


図2 既設アンテナ/鉄塔 (2/4)



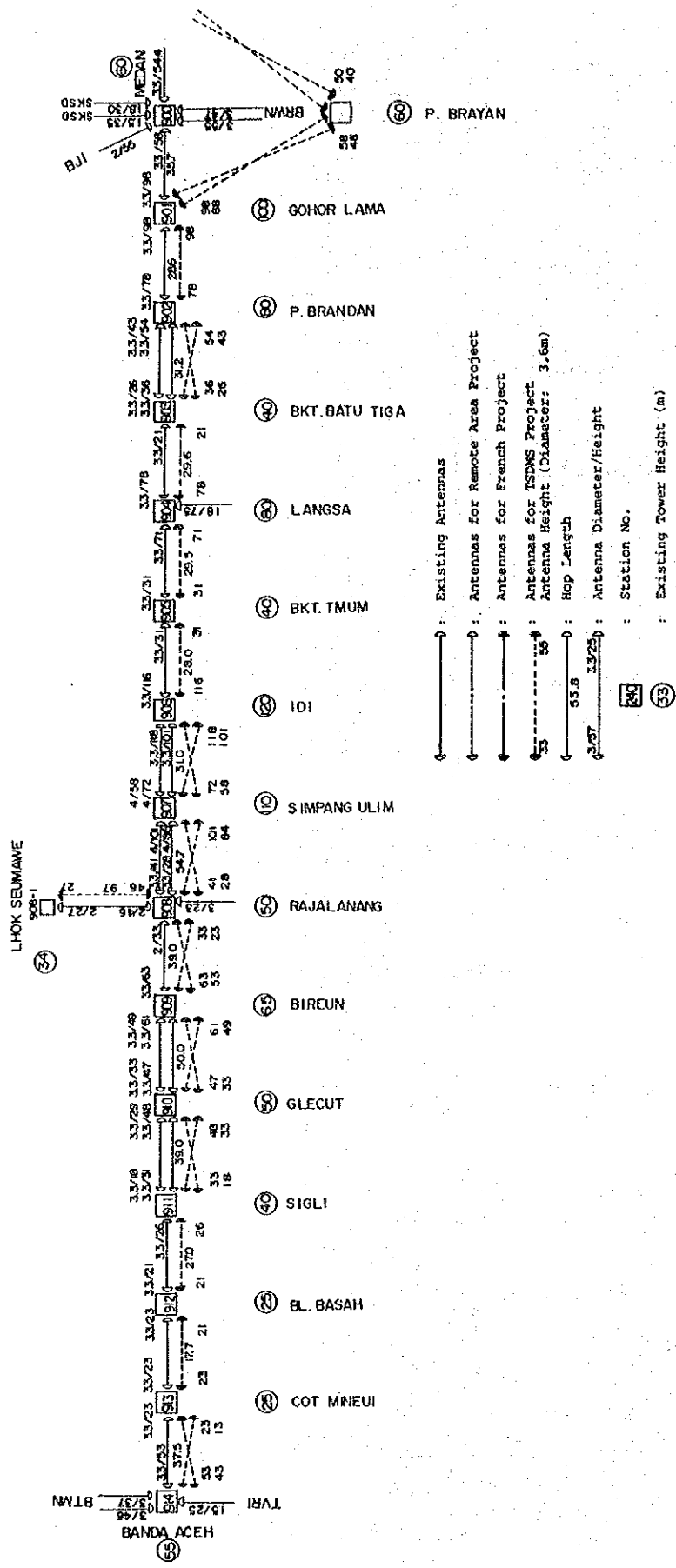


図4 既設アンテナ/鉄塔 (4/4)

# 付録-18 収 入 構 造

(1982-1986)





第1 通信局の収入額 (1000ルピア)

Item	1982	1983	1984	1985	1986
I. Telegram					
a. International	9722	4868	3983	8590	28528
b. Domestic	239307	251988	287622	564235	384615
c. Leased Chanel Transponder	45577	65150	41739	66151	137952
d. Other	162791	153370	163815	182515	190588
Total	457397	475376	497159	821491	741683
II. Telex					
a. International	46763	368808	396633	487183	1774608
b. Monthly Rental	140322	157158	177342	221726	237763
c. Pulse	1231461	1792268	2097466	2676259	2874441
d. Installation	29645	1534	1401	7471	55609
e. Other	1681	5338	1650	4238	-13331
Total	1449872	2325106	2674492	3396877	4929090
III. Telephone					
a. International	234264	331131	275182	637167	3153316
b. Monthly Rental	1677981	2002992	1182560	2229892	2281899
c. Local&SLDD	18516251	23735183	25420455	30506321	32193665
d. Interlocal Manual	1324472	1436694	1587594	2269960	2691949
e. Installation	940715	40152	28572	185720	1694069
f. Other	83738	328752	164901	180604	-528552
Total	22777421	27874904	28659264	36009664	41486346
IV. Other	272051	39206	160865	47607	62293
Grand Total	24956741	30714592	31991780	40275639	47219412

第2 通信局の収入額 (1000ルピア)

Item	1982	1983	1984	1985	1986
I. Telegram					
a. International	6292	4097	2987	7661	28368
b. Domestic	335432	370078	389203	454862	505212
c. Leased Chanel Transponder	94344	37113	31305	131418	146930
d. Other	119538	76254	67985	70274	72287
Total	555606	487542	491480	664215	752797
II. Telex					
a. International	14983	212067	198316	206202	862252
b. Monthly Rental	59148	88828	107518	142814	196134
c. Pulse	457007	767092	1066419	1406325	1723905
d. Installation	28917	713	581	2919	27649
e. Other	2016	3265	2803	2780	-82288
Total	562071	1071965	1375637	1761040	2727652
III. Telephone					
a. International	62090	97922	88451	165194	754936
b. Monthly Rental	407767	433315	486301	545497	664706
c. Local&SLDD	4996777	6235012	6806939	8305854	10626860
d. Interlocal Manual	1340184	1537775	1484040	1811004	1956179
e. Installation	122243	6737	6808	45280	863558
f. Other	35830	124875	41264	106039	52401
Total	6964891	8435636	8913803	10978868	14918640
IV. Other	26003	46852	57116	41194	53458
Grand Total	8108571	10041995	10838036	13445317	18452547

第3 通信局の収入額 (1000ルピア)

Item	1982	1983	1984	1985	1986
I. Telegram					
a. International	5912	3319	2434	6257	25736
b. Domestic	284249	326583	389399	459034	527190
c. Leased Chanel					
Transponder	26667	1159	10435	1200	4452
d. Other	56730	85895	67985	109833	127450
Total	373558	416956	470253	576324	684828
II. Telex					
a. International	11659	101803	164128	179000	788272
b. Monthly Rental	199692	214619	262907	312347	245098
c. Pulse	440038	749197	987233	1367581	1602904
d. Installation	10303	496	700	2507	25651
e. Other	578	2079	628	2586	-345
Total	662270	1068194	1415596	1864021	2661580
III. Telephone					
a. International	73781	115147	127763	208669	913048
b. Monthly Rental	592204	699084	769807	897599	1098123
c. Local&SLDD	10056776	12043979	13226845	15911115	18673268
d. Interlocal Manual	1475062	1681710	1886184	2318402	2893250
e. Installation	218200	15433	13933	104105	1223358
f. Other	140062	67925	53053	102430	13433
Total	12556085	14623278	16077585	19542320	24814480
IV. Other	19078	65212	121428	47277	29271
Grand Total	13610991	16173640	18084862	22029942	28190159

第1 通信局の収入シェア

Item	1982	1983	1984	1985	1986
I. Telegram					
a. International	0.04	0.02	0.01	0.02	0.06
b. Domestic	0.96	0.82	0.90	1.40	0.81
c. Leased Chanel Transponder					
d. Other	0.18	0.21	0.13	0.16	0.29
Total	0.65	0.50	0.51	0.45	0.40
1.83	1.55	1.55	2.04	1.57	
II. Telex					
a. International	0.19	1.20	1.24	1.21	3.76
b. Monthly Rental	0.56	0.51	0.55	0.55	0.50
c. Pulse	4.93	5.84	6.56	6.64	6.09
d. Installation	0.12	0.00	0.00	0.02	0.12
e. Other	0.01	0.02	0.01	0.01	-0.03
Total	5.81	7.57	8.36	8.43	10.44
III. Telephone					
a. International	0.94	1.08	0.86	1.58	6.68
b. Monthly Rental	6.72	6.52	3.70	5.54	4.83
c. Local&SLDD	74.19	77.28	79.46	75.74	68.18
d. Interlocal Manual	5.31	4.68	4.96	5.64	5.70
e. Installation	3.77	0.13	0.09	0.46	3.59
f. Other	0.34	1.07	0.52	0.45	-1.12
Total	91.27	90.75	89.58	89.41	87.86
IV. Other	1.09	0.13	0.50	0.12	0.13
Grand Total	100.00	100.00	100.00	100.00	100.00

第2 通信局の収入シェア

Item	1982	1983	1984	1985	1986
I. Telegram					
a. International	0.08	0.04	0.03	0.06	0.15
b. Domestic	4.14	3.69	3.59	3.38	2.74
c. Leased Chanel Transponder					
d. Other	1.16	0.37	0.29	0.98	0.80
Total	1.47	0.76	0.63	0.52	0.39
6.85	4.86	4.53	4.94	4.08	
II. Telex					
a. International	0.18	2.11	1.83	1.53	4.67
b. Monthly Rental	0.73	0.88	0.99	1.06	1.06
c. Pulse	5.64	7.64	9.84	10.46	9.34
d. Installation	0.36	0.01	0.01	0.02	0.15
e. Other	0.02	0.03	0.03	0.02	-0.45
Total	6.93	10.67	12.69	13.10	14.78
III. Telephone					
a. International	0.77	0.98	0.82	1.23	4.09
b. Monthly Rental	5.03	4.32	4.49	4.06	3.60
c. Local&SLDD	61.62	62.09	62.81	61.78	57.59
d. Interlocal Manual	16.53	15.31	13.69	13.47	10.60
e. Installation	1.51	0.07	0.06	0.34	4.68
f. Other	0.44	1.24	0.38	0.79	0.28
Total	85.90	84.00	82.25	81.66	80.85
IV. Other	0.32	0.47	0.53	0.31	0.29
Grand Total	100.00	100.00	100.00	100.00	100.00

第3 通信局の収入シェア

Item	1982	1983	1984	1985	1986
I. Telegram					
a. International	0.04	0.02	0.01	0.03	0.09
b. Domestic	2.09	2.02	2.15	2.08	1.87
c. Leased Chanel Transponder	0.20	0.01	0.06	0.01	0.02
d. Other	0.42	0.53	0.38	0.50	0.45
Total	2.74	2.58	2.60	2.62	2.43
II. Telex					
a. International	0.09	0.63	0.91	0.81	2.80
b. Monthly Rental	1.47	1.33	1.45	1.42	0.87
c. Pulse	3.23	4.63	5.46	6.21	5.69
d. Installation	0.08	0.00	0.00	0.01	0.09
e. Other	0.00	0.01	0.00	0.01	0.00
Total	4.87	6.60	7.83	8.46	9.44
III. Telephone					
a. International	0.54	0.71	0.71	0.95	3.24
b. Monthly Rental	4.35	4.32	4.26	4.07	3.90
c. Local&SLDD	73.89	74.47	73.14	72.22	66.24
d. Interlocal Manual	10.84	10.40	10.43	10.52	10.26
e. Installation	1.60	0.10	0.08	0.47	4.34
f. Other	1.03	0.42	0.29	0.46	0.05
Total	92.25	90.41	88.90	88.71	88.03
IV. Other	0.14	0.40	0.67	0.21	0.10
Grand Total	100.00	100.00	100.00	100.00	100.00

第1 通信局の収入伸び率

Item	1983	1984	1985	1986	1982-86
I. Telegram					
a. International	0.50	0.82	2.16	3.32	1.31
b. Domestic	1.05	1.14	1.96	0.68	1.13
c. Leased Chanel					
Transponder	1.43	0.64	1.58	2.09	1.32
d. Other	0.94	1.07	1.11	1.04	1.04
Total	1.04	1.05	1.65	0.90	1.13
II. Telex					
a. International	7.89	1.08	1.23	3.64	2.48
b. Monthly Rental	1.12	1.13	1.25	1.07	1.14
c. Pulse	1.46	1.17	1.28	1.07	1.24
d. Installation	0.05	0.91	5.33	7.44	1.17
e. Other	3.18	0.31	2.57	-3.15	1.17
Total	1.60	1.15	1.27	1.45	1.36
III. Telephone					
a. International	1.41	0.83	2.32	4.95	1.92
b. Monthly Rental	1.19	0.59	1.89	1.02	1.08
c. Local&SLDD	1.28	1.07	1.20	1.06	1.15
d. Interlocal Manual	1.08	1.11	1.43	1.19	1.19
e. Installation	0.04	0.71	6.50	9.12	1.16
f. Other	3.93	0.50	1.10	-2.93	1.16
Total	1.22	1.03	1.26	1.15	1.16
IV. Other	0.14	4.10	0.30	1.31	0.69
Grand Total	1.23	1.04	1.26	1.17	1.17

第2 通信局の収入伸び率

Item	1983	1984	1985	1986	1982-86
I. Telegram					
a. International	0.65	0.73	2.56	3.70	1.46
b. Domestic	1.10	1.05	1.17	1.11	1.11
c. Leased Chanel					
Transponder	0.39	0.84	4.20	1.12	1.12
d. Other	0.64	0.89	1.03	1.03	0.88
Total	0.88	1.01	1.35	1.13	1.08
II. Telex					
a. International	14.15	0.94	1.04	4.18	2.75
b. Monthly Rental	1.50	1.21	1.33	1.37	1.35
c. Pulse	1.68	1.39	1.32	1.23	1.39
d. Installation	0.02	0.81	5.02	9.47	0.99
e. Other	1.62	0.86	0.99	-29.60	1.17
Total	1.91	1.28	1.28	1.55	1.48
III. Telephone					
a. International	1.58	0.90	1.87	4.57	1.87
b. Monthly Rental	1.06	1.12	1.12	1.22	1.13
c. Local&SLDD	1.25	1.09	1.22	1.28	1.21
d. Interlocal Manual	1.15	0.97	1.22	1.08	1.10
e. Installation	0.06	1.01	6.65	19.07	1.63
f. Other	3.49	0.33	2.57	0.49	1.10
Total	1.21	1.06	1.23	1.36	1.21
IV. Other	1.80	1.22	0.72	1.30	1.20
Grand Total	1.24	1.08	1.24	1.37	1.23

第3 通信局の収入伸び率

Item	1983	1984	1985	1986	1982-86
I. Telegram					
a. International	0.56	0.73	2.57	4.11	1.44
b. Domestic	1.15	1.19	1.18	1.15	1.17
c. Leased Chanel					
Transponder	0.04	9.00	0.11	3.71	0.64
d. Other	1.51	0.79	1.62	1.16	1.22
Total	1.12	1.13	1.23	1.19	1.16
II. Telex					
a. International	8.73	1.61	1.09	4.40	2.87
b. Monthly Rental	1.07	1.22	1.19	0.78	1.05
c. Pulse	1.70	1.32	1.39	1.17	1.38
d. Installation	0.05	1.41	3.58	10.23	1.26
e. Other	3.60	0.30	4.12	-0.13	
Total	1.61	1.33	1.32	1.43	1.42
III. Telephone					
a. International	1.56	1.11	1.63	4.38	1.88
b. Monthly Rental	1.18	1.10	1.17	1.22	1.17
c. Local&SLDD	1.20	1.10	1.20	1.17	1.17
d. Interlocal Manual	1.14	1.12	1.23	1.25	1.18
e. Installation	0.07	0.90	7.47	11.75	1.54
f. Other	0.48	0.78	1.93	0.13	0.56
Total	1.16	1.10	1.22	1.27	1.19
IV. Other	3.42	1.86	0.39	0.62	1.11
Grand Total	1.19	1.12	1.22	1.28	1.20

# 付録—19 支出構造

(1982—1985)





第1 通信局の支出額 (1000ルピア)

Items	1982	1983	1984	1985
1. Personnel Cost	4111868	5354449	6616306	9186555
2. Pension	458267	1164727	1094195	1203682
3. Office Expcnce	968499	1439706	2215255	3015029
a. Education	160529	245180	520808	593451
b. Office	87742	176955	217349	343594
c. Electric,water	289979	410489	584548	695832
d. Sales Promotion	39151	84971	203947	228391
e. Post,Bank	65950	72665	83238	90604
f. Security	205251	324819	367684	674155
g. Book,Library	3557	6999	9103	11732
h. Survey,Research		5091		
i. Directory	95385	107375	115954	136216
j. Clinic	1327	3054	90035	238323
k. Other	19628	2108	22588	2731
4. Maintenance	1581133	2294097	3830930	5368973
a. Office	15858	22089	30768	35010
b. Exchange	473602	855022	1528066	1488529
c. Cable/Transmission	371073	669097	1238108	2462231
d. Building(Office)	236874	298834	496639	629708
e. Building(House)	49627	56770	79897	72768
f. Road	145999	120210	171903	239083
g. Mobil Gas/Oil	288104	271182	285549	441644
Other		893		
5. Insurance/Interest	35792			598
6. Official Trip	625982	747501	1102384	1509436
7. Income Tax	40197	61269	99874	276007
8. Other	13335	6243	13440	37970
Total	7835073	11067892	14972384	20598250

第2 通信局の支出額 (1000ルピア)

Items	1982	1983	1984	1985
1. Personnel Cost	2854252	3171083	3959777	5620532
2. Pension	229553	1025774	824905	712015
3. Office Expcnce	517290	597524	834546	1401411
a. Education	80444	96859	85554	239828
b. Office	44676	55229	109347	192497
c. Electric,water	115483	165512	292088	287513
d. Sales Promotion	15333	22703	29212	62046
e. Post,Bank	56092	42681	69618	72044
f. Security	197300	206101	211944	405121
g. Book,Library	1436	3561	4311	4196
h. Survey,Research	1750	2876		
i. Directory	600		250	3275
j. Clinic		0	25497	122223
k. Other	4176	2002	6726	12668
4. Maintenance	809728	1327043	1815879	2652583
a. Office	11328	12023	24135	51045
b. Exchange	203466	461082	571190	741018
c. Cable/Transmission	281189	345788	494660	967365
d. Building(Office)	126433	226540	359012	543250
e. Building(House)	16872	52129	83782	71948
f. Road	41627	79710	151737	81075
g. Mobil Gas/Oil	128813	149771	131413	196575
Other				
5. Insurance/Interest	22562			
6. Official Trip	767276	560610	836043	976582
7. Income Tax	19177	53992	71288	267591
8. Other	8463	6051	16307	23623
Total	5228301	6742077	8358745	11654337

第3 通信局の支出額 (1000ルピア)

Items	1982	1983	1984	1985
1. Personnel Cost	2638450	3281890	4347507	6386186
2. Pension	164409	1043894	471419	547769
3. Office Expencc	561660	1021252	1445808	1995756
a. Education	93108	108178	142904	227723
b. Office	67023	102050	210395	358628
c. Electric,water	159493	291011	455740	527951
d. Sales Promotion	11474	16139	22587	26208
e. Post,Bank	49751	74281	98933	162207
f. Security	139417	274130	380574	441053
g. Book,Library	6299	91785	15126	0
h. Survey,Research	664	7829		17390
i. Directory	26068	40345	50529	54460
j. Clinic	5018	3633	55250	156104
k. Other	3345	11671	13768	24032
4. Maintenance	1717450	2209084	3088599	3661047
a. Office	35283	34083	63510	81557
b. Exchange	407942	866649	1453179	1384850
c. Cable/Transmission	379225	426553	551605	1063277
d. Building(Office)	423831	272170	377967	567628
e. Building(House)	109921	163673	125766	108645
f. Road	86485	110367	126966	129022
g. Mobil Gas/Oil	274763	313457	389604	326033
Other		22132		35
5. Insurance/Interest	22003			
6. Official Trip	432746	533979	811839	1076834
7. Income Tax	20586	37642	79736	315952
8. Other	9316	7945	21989	23450
Total	5566620	8135686	10266897	14006994

第1 通信局の支出シェア

Items	1982	1983	1984	1985
1. Personnel Cost	52.48	48.38	44.19	44.60
2. Pension	5.85	10.52	7.31	6.84
3. Office Expcnce	12.36	13.01	14.80	14.64
a. Education	2.05	2.22	3.48	2.88
b. Office	1.12	1.60	1.45	1.67
c. Electric,water	3.70	3.71	3.90	3.38
d. Sales Promotion	0.50	0.77	1.36	1.11
e. Post,Bank	0.84	0.66	0.56	0.44
f. Security	2.62	2.93	2.46	3.27
g. Book,Library	0.05	0.06	0.06	0.06
h. Survey,Research	0.00	0.05	0.00	0.00
i. Directory	1.22	0.97	0.77	0.66
j. Clinic	0.02	0.03	0.60	1.16
k. Other	0.25	0.02	0.15	0.01
4. Maintenance	20.18	20.73	25.59	26.07
a. Office	0.20	0.20	0.21	0.17
b. Exchange	6.04	7.73	10.21	7.23
c. Cable/Transmission	4.74	6.05	8.27	11.95
d. Building(Office)	3.02	2.70	3.32	3.06
e. Building(House)	0.63	0.51	0.53	0.35
f. Road	1.86	1.09	1.15	1.16
g. Mobil Gas/Oil	3.68	2.45	1.91	2.14
Other	0.00	0.01	0.00	0.00
5. Insurance/Interest	0.46	0.00	0.00	0.00
6. Official Trip	7.99	6.75	7.36	7.33
7. Income Tax	0.51	0.55	0.67	1.34
8. Other	0.17	0.06	0.09	0.18
Total	100.00	100.00	100.00	100.00

第2 通信局の支出シェア

Description	1982	1983	1984	1985
1. Personnel Cost	54.59	47.03	47.37	48.23
2. Pension	4.39	15.21	9.87	6.11
3. Office Expcnce	9.89	8.86	9.98	12.02
a. Education	1.54	1.44	1.02	2.06
b. Office	0.85	0.82	1.31	1.65
c. Electric,water	2.21	2.45	3.49	2.47
d. Sales Promotion	0.29	0.34	0.35	0.53
e. Post,Bank	1.07	0.63	0.83	0.62
f. Security	3.77	3.06	2.54	3.48
g. Book,Library	0.03	0.05	0.05	0.04
h. Survey,Research	0.03	0.04	0.00	0.00
i. Directory	0.01	0.00	0.00	0.03
j. Clinic	0.00	0.00	0.31	1.05
k. Other	0.08	0.03	0.08	0.11
4. Maintenance	15.49	19.68	21.72	22.76
a. Office	0.22	0.18	0.29	0.44
b. Exchange	3.89	6.84	6.83	6.36
c. Cable/Transmission	5.38	5.13	5.92	8.30
d. Building(Office)	2.42	3.36	4.30	4.66
e. Building(House)	0.32	0.77	1.00	0.62
f. Road	0.80	1.18	1.82	0.70
g. Mobil Gas/Oil	2.46	2.22	1.57	1.69
Other	0.00	0.00	0.00	0.00
5. Insurance/Interest	0.43	0.00	0.00	0.00
6. Official Trip	14.68	8.32	10.00	8.38
7. Income Tax	0.37	0.80	0.85	2.30
8. Other	0.16	0.09	0.20	0.20
Total	100.00	100.00	100.00	100.00

第3 通信局の支出シェア

Description	1982	1983	1984	1985
1. Personnel Cost	47.40	40.34	42.34	45.59
2. Pension	2.95	12.83	4.59	3.91
3. Office Expence	10.09	12.55	14.08	14.25
a. Education	1.67	1.33	1.39	1.63
b. Office	1.20	1.25	2.05	2.56
c. Electric,water	2.87	3.58	4.44	3.77
d. Sales Promotion	0.21	0.20	0.22	0.19
e. Post,Bank	0.89	0.91	0.96	1.16
f. Security	2.50	3.37	3.71	3.15
g. Book,Library	0.11	1.13	0.15	0.00
h. Survey,Research	0.01	0.10	0.00	0.12
i. Directory	0.47	0.50	0.49	0.39
j. Clinic	0.09	0.04	0.54	1.11
k. Other	0.06	0.14	0.13	0.17
4. Maintenance	30.85	27.15	30.08	26.14
a. Office	0.63	0.42	0.62	0.58
b. Exchange	7.33	10.65	14.15	9.89
c. Cable/Transmission	6.81	5.24	5.37	7.59
d. Building(Office)	7.61	3.35	3.68	4.05
e. Building(House)	1.97	2.01	1.22	0.78
f. Road	1.55	1.36	1.24	0.92
g. Mobil Gas/Oil	4.94	3.85	3.79	2.33
Other	0.00	0.27	0.00	0.00
5. Insurance/Interest	0.40	0.00	0.00	0.00
6. Official Trip	7.77	6.56	7.91	7.69
7. Income Tax	0.37	0.46	0.78	2.26
8. Other	0.17	0.10	0.21	0.17
Total	100.00	100.00	100.00	100.00

# 付録—20 通話収入の予測

(1994—2004)



\*\*\*\*\* Call Revenue 1994 (Terr.) \*\*\*\*\*

Area	Total sub.	Ratio	Revenue	Rev/sub
MDN(61)	156,736	0.51	88,598	565
SBG(63)	6,870	1.00	6,697	975
LSM(64)	16,550	1.00	28,268	1,708
BNA(65)	16,306	0.87	15,122	927
PG (71)	52,720	0.74	50,651	961
TJK(72)	41,750	0.92	28,291	678
LT (73)	21,563	1.00	17,086	792
JB (74)	16,000	1.00	10,806	675
PD (75)	35,290	0.73	26,013	737
PBR(76)	22,036	0.59	8,237	374
SKN(77)	12,856	0.28	3,371	262
Total	398,677		283,140	710

\*\*\*\*\* Call Revenue 1994 (Terr.) \*\*\*\*\*

Area	Total sub.	Revenue	Rev./sub
WITEL I	196,462	138,685	706
WITEL II	70,182	37,621	536
WITEL III	132,033	106,834	809
Total	398,677	283,140	710

- 注: 1)ここでの収入は、すべての通信システムが存在することを仮定して算出しており、プロジェクトにすべて帰属する収入ではない。
- 2)ここでRatioとは、次のことを意味している。

地上伝送路の総回線数

地上伝送路の総回線数 + 衛星の総回線数

\*\*\*\*\* Call Revenue 1999 (Terr.) \*\*\*\*\*

Area	Total sub.	Ratio	Revenue	Rev./sub
MDN(61)	283400	0.64	204,879	723
SBG(63)	12400	1.00	11,975	966
LSM(64)	24700	1.00	42,184	1,708
BNA(65)	29996	0.89	28,762	959
PG (71)	86300	0.81	94,570	1,096
TJK(72)	64700	0.93	47,989	742
LT (73)	38813	1.00	31,953	823
JB (74)	28800	1.00	20,156	700
PD (75)	59200	0.84	52,867	893
PBR(76)	39196	0.72	18,665	476
SKN(77)	23556	0.54	12,582	534
Total	691,061		566,582	820

\*\*\*\*\* Call Revenue 1999 (Terr.) \*\*\*\*\*

Area	Total sub.	Revenue	Rev./sub
WITEL I	350,496	287,800	821
WITEL II	121,952	84,113	690
WITEL III	218,613	194,668	890
Total	691,061	566,582	820



\*\*\*\*\* Call Revenue 2004 (Terr.) \*\*\*\*\*

Area	Total sub.	Ratio	Revenue	Rev./sub
MDN(61)	431,300	0.73	358,993	832
SBG(63)	18,900	1.00	18,264	966
LSM(64)	34,200	1.00	58,416	1,708
BNA(65)	45,996	0.85	42,438	923
PG (71)	125,500	0.85	147,086	1,172
TJK(72)	91,500	0.93	70,461	770
LT (73)	58,913	1.00	49,276	836
JB (74)	43,700	1.00	31,112	712
PD (75)	87,100	0.88	83,355	957
PBR(76)	59,196	0.79	31,677	535
SKN(77)	36,056	0.67	24,296	674
Total	1,032,361		915,375	887

\*\*\*\*\* Call Revenue 2004 (Terr.) \*\*\*\*\*

Area	Total sub.	Revenue	Rev./sub
WITEL I	530,396	478,111	901
WITEL II	182,352	139,329	764
WITEL III	319,613	297,935	932
Total	1,032,361	915,375	887



# 付録—21 社会経済指標



人口予測 (1000人)

	1981	1982	1983	1984	1985	1986	1994	1999	2004
WITEL I	11,266	11,568	11,877	12,195	12,522	12,857	15,514	17,185	18,981
WITEL II	5,700	5,827	5,958	6,092	6,229	6,359	7,487	8,262	9,135
WITEL III	11,722	12,308	12,927	13,581	14,171	14,721	20,266	24,520	30,180
WITEL IV	6,760	7,026	7,303	7,591	7,890	8,132	10,668	12,418	14,785
WITEL V	28,124	28,811	29,514	30,235	30,973	31,487	36,958	40,267	44,677
WITEL VI	28,515	28,911	29,313	29,721	30,134	30,450	33,479	35,194	37,396
WITEL VII	29,596	30,008	30,427	30,851	31,281	31,645	34,972	36,771	39,156
WITEL VIII	8,664	8,845	9,030	9,218	9,411	9,581	11,148	12,175	13,407
WITEL IX	6,932	7,148	7,372	7,603	7,842	8,054	10,132	11,628	13,514
WITEL X	10,653	10,902	11,158	11,420	11,688	11,929	14,178	15,700	17,553
WITEL XI	1,455	1,501	1,547	1,596	1,646	1,690	2,118	2,399	2,768
WITEL XII	1,210	1,248	1,287	1,327	1,368	1,407	1,777	2,036	2,356
Total	150,596	154,102	157,712	161,429	165,155	168,311	198,698	218,556	243,907

資料: Population Projection of Indonesia by Province, 中央統計局

総地域生産額(GRDP)の予測 (100万ルピア、1975年価格)

	1981	1982	1983	1984	1985	1986	1994	1999	2004
WITEL I	1,870	1,941	2,098	2,226	2,268	2,291	3,385	4,320	5,513
WITEL II	2,011	1,797	2,050	2,176	2,217	2,239	3,308	4,222	5,388
WITEL III	1,373	1,419	1,532	1,626	1,657	1,673	2,472	3,155	4,027
WITEL IV	1,998	2,120	2,318	2,459	2,506	2,531	3,739	4,772	6,091
WITEL V	2,934	3,109	3,265	3,464	3,530	3,566	5,268	6,723	8,581
WITEL VI	2,236	2,334	2,514	2,667	2,718	2,745	4,055	5,176	6,606
WITEL VII	3,186	3,246	3,458	3,669	3,739	3,776	5,579	7,120	9,088
WITEL VIII	631	691	754	800	815	823	1,216	1,552	1,981
WITEL IX	1,676	1,634	1,593	1,691	1,723	1,740	2,571	3,281	4,187
WITEL X	1,039	1,076	1,128	1,196	1,219	1,231	1,819	2,322	2,963
WITEL XI	171	184	190	202	206	208	307	391	500
WITEL XII	261	276	277	294	299	302	447	570	728
Total	19,386	19,829	21,177	22,469	22,896	23,125	34,166	43,605	55,652

注: Timor Timur州は除外している。

資料: 1981~83年は、Regional Income by Province in Indonesia, 中央統計局  
1984~86年は、JICAチームによる推定。1986~2004年は、  
年率5%で伸ばしている。

GRDPデフレーター(1975年価格=100)

	1981	1982	1983	1984	1985	1986
WITEL I	292	316	364	396	436	457
WITEL II	312	327	377	410	452	474
WITEL III	239	254	292	318	350	368
WITEL IV	260	279	322	350	386	405
WITEL V	237	250	287	313	345	362
WITEL VI	250	276	317	345	381	399
WITEL VII	235	259	298	325	358	375
WITEL VIII	213	236	272	296	326	342
WITEL IX	274	292	337	367	404	424
WITEL X	233	255	294	320	353	370
WITEL XI	241	238	274	298	329	345
WITEL XII	284	291	336	365	403	422

資料： 1981～83年は、Regional Income by Province in Indonesia, 中央統計局  
 1984～86年は、JICAチームによる。

## 付録－22 最優先区間の局リスト





付録 - 2 2 最優先区間の局リスト

No.	Code No.	Station	Category	Notes	PCs
1.	GTS 100	JAKARTA (GATSU)	Terminal St.	TC, Existing	
2.	KAL -	Kalibata	Radio Gateway	Existing	
3.	CPA 110	Cikupa	Repeater	Existing	
4.	- -	mancak	Repeater	New	
5.	RJB 130	Rajabasa	Repeater	Existing	
6.	GBL 200	Gn. Balau	Branching St.	Existing	-MET
7.	TJK 201	TG. KARANG	Terminal St.	SC, Existing	
8.	NHL 210	Negara Bumiilir	Repeater	"	
9.	BKM 220	Bkt. Kemuning	Branching St.	"	-KB
10.	TBT 230	Tb. Tangkasa	Repeater	"	
11.	SIK 240	Simpang Perikanan	Repeater	"	
12.	TPW 250	Tb. Pelawi	Branching St.	"	-BTA
13.	BSM 300	Bkt. Asam	Branching St.	"	-MAE
14.	LT 301	LAHAT	Terminal St.	SC, Existing	
15.	PPG 310	Pg. Pinang	Branching St.	"	-SKY, PBM
16.	LRK 320	Lorok	Repeater	"	
17.	PG 400	PALEMBANG	Terminal St.	TC, Existing	-KAY
18.	GGJ 410	Gn. Gajah	Repeater	"	
19.	TL 420	Tebintinggi	Repeater	"	
20.	BSP 430	Bkt. Sulap	Branching St.	"	-LLG, CRP BN
21.	GPD 440	Gn. Pandan	Repeater	"	
22.	SLR 450	Surulangun Rawas	Repeater	"	
23.	BDK 500	Bkt. Pedukuh	Branching St.	"	(for Jambi)
24.	PH 510	Pauh	Repeater	"	
25.	MKT 520	Muaraketalo	Repeater	"	
26.	BPK 530	Bkt. Paku	Repeater	"	
27.	BEB 540	Bejubang	Repeater	"	
28.	JB 600	JAMBI	Terminal St.	SC, Existing	
29.	GKO 610	Bangko	Repeater	"	
30.	BPJ 620	Bkt. Panjang	Repeater	"	
31.	APL 630	Ampelu	Repeater	"	
32.	GMN 640	Gn. Medan	Repeater	"	
33.	RST 650	Rasamtapanggang	Repeater	"	
34.	NBS 660	Ngalaubasurat	Repeater	"	
35.	BSB 670	Bkt. Subang	Branching St.	"	-SLK
36.	PD 700	PADANG	Terminal St.	SC, Existing	
37.	BSL 710	Bkt. Sulasih	Repeater	"	
38.	BTB 720	Bkt. Tambulun	Branching St.	"	-BKT
39.	BRK 730	Bkt. Sarik	Repeater	"	
40.	LKU 740	Lubuk Arau	Repeater	"	
41.	PPG 750	Bkt. Bapagar	Repeater	"	
42.	PGT 760	Pagarantonga	Repeater	"	
43.	ULA 770	Uluairsilaila	Repeater	"	
44.	DSH 780	Dk. Sibohi	Branching St.	"	-PSP
45.	DMG 800	Dk. Martimbang	Branching St.	"	-TRT

No.	Code No.	Station	Category	Notes	PCs
46.	- -	T. Singali Ngali	Repeater	Under "remote area"	
47.	SBG 801	SIBOLGA	Terminal St.	SC, Existing	
48.	DTL 810	Dk. Tolong	Repeater	"	
49.	DSG 820	Dk. Simarjarunjung	Branching St.	"	-SDK, PMS, PPT, KIS RAP, TBT
50.	DSK 830	Dk. Singkut	Branching St.	"	-KBJ
51.	- -	P. Brayon	Radio Gateway	New	
52.	MDN 900	MEDAN	Terminal St.	TC, Existing	







JICA