

FIG. 5.1 DISTRIBUTION OF GROUNDWATER QUETTA AREA

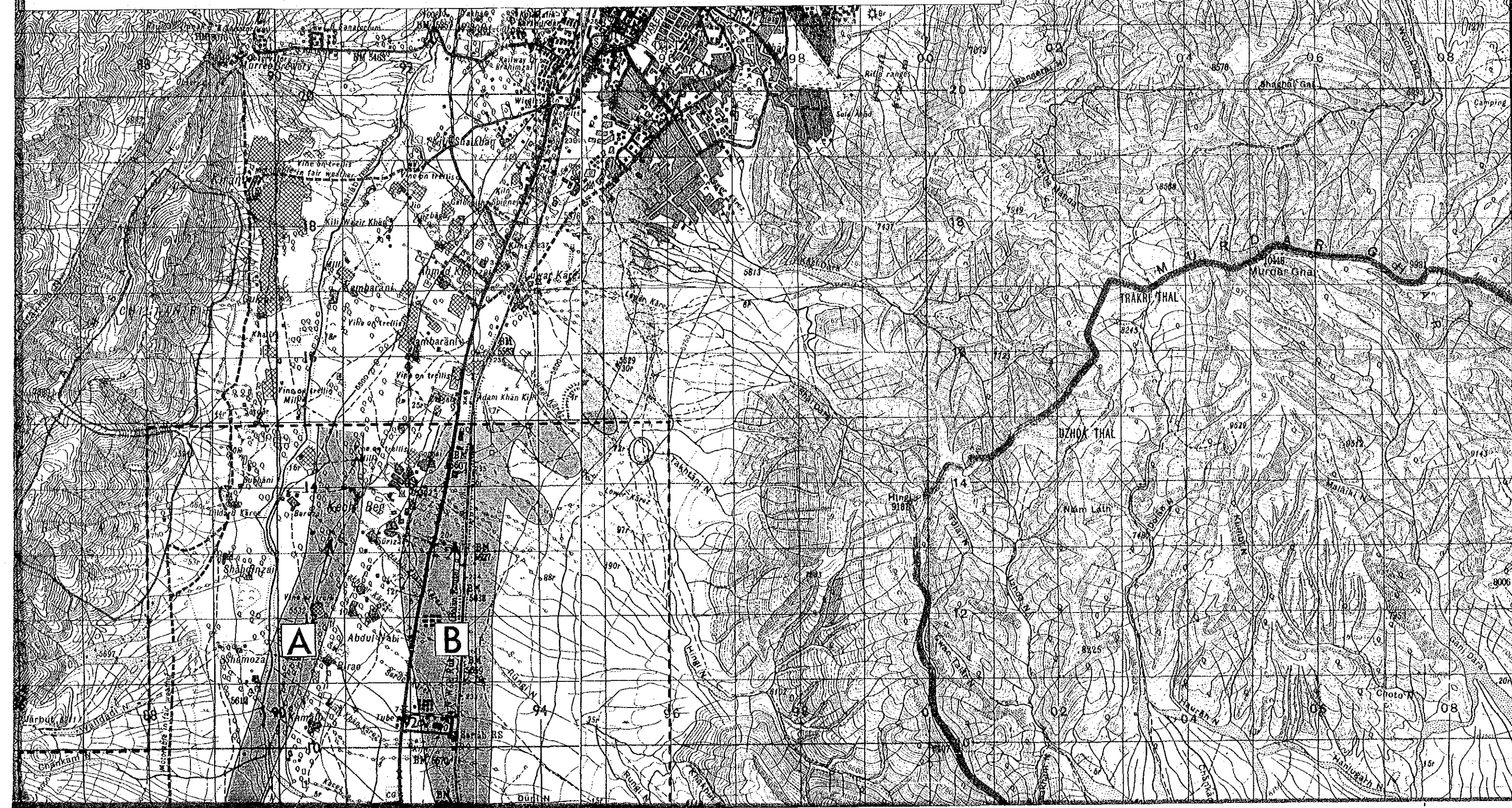
FIG. 5.2 DISTRIBUTION OF GROUNDWATER KALAT AREA

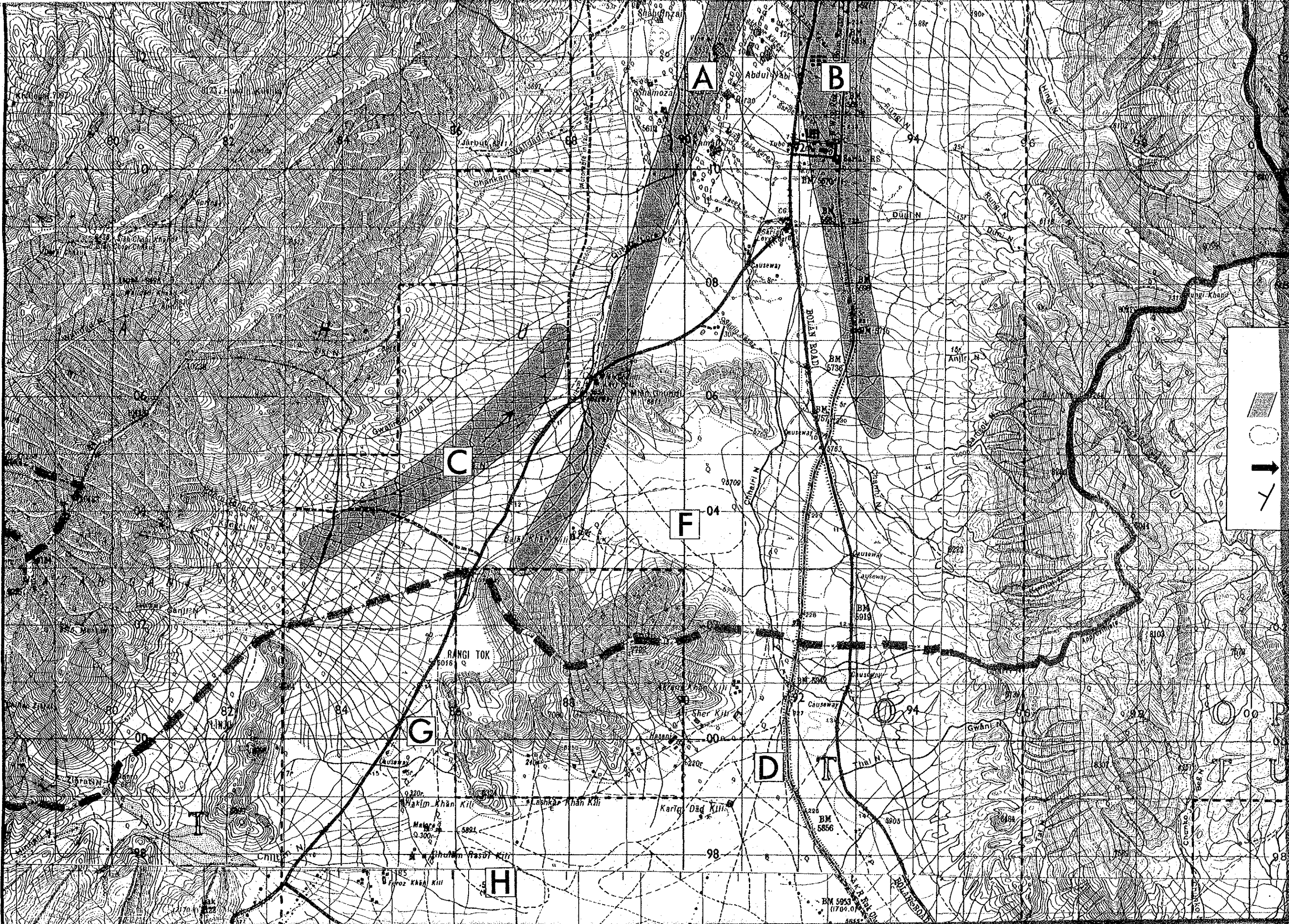
FIG. 5.3 SPECIFIC CAPACITY OF GROUNDWATER QUETTA AREA

FIG. 5.4 SPECIFIC CAPACITY OF GROUNDWATER KALAT AREA

FIG.5.1

**DISTRIBUTION OF GROUNDWATER
QUETTA AREA**





A

B

C

F

G

D

H

Legend:

- ▬ (thick solid line)
- (circle)
- ↑ (arrow)
- (dashed line)

Abdul Yahi

RANGI TOK
5016

Khan Kili

Khan Kili

Feroz Khan Kili

BM 5953
(1704.0)

BM 5856

BM 5919

BM 5736

BM 5720

BM 5716

BM 5710

BM 5700

BM 5690

BM 5680

BM 5670

BM 5660

BM 5650

BM 5640

BM 5630

BM 5620

BM 5610

BM 5600

BM 5590

BM 5580

BM 5570

BM 5560

BM 5550

BM 5540

BM 5530

BM 5520

BM 5510

BM 5500

BM 5490

BM 5480

BM 5470

BM 5460

BM 5450

BM 5440

BM 5430

BM 5420

BM 5410

BM 5400

BM 5390

BM 5380

BM 5370

BM 5360

BM 5350

BM 5340

BM 5330

BM 5320

BM 5310

BM 5300

BM 5290

BM 5280

BM 5270

BM 5260

BM 5250

BM 5240

BM 5230

BM 5220

BM 5210

BM 5200

BM 5190

BM 5180

BM 5170

BM 5160

BM 5150

BM 5140

BM 5130

BM 5120

BM 5110

BM 5100

BM 5090

BM 5080

BM 5070

BM 5060

BM 5050

BM 5040

BM 5030

BM 5020

BM 5010

BM 5000

BM 4990

BM 4980

BM 4970

BM 4960

BM 4950

BM 4940

BM 4930

BM 4920

BM 4910

BM 4900

BM 4890

BM 4880

BM 4870

BM 4860

BM 4850

BM 4840

BM 4830

BM 4820

BM 4810

BM 4800

BM 4790

BM 4780

BM 4770

BM 4760

BM 4750

BM 4740

BM 4730

BM 4720

BM 4710

BM 4700

BM 4690

BM 4680

BM 4670

BM 4660

BM 4650

BM 4640

BM 4630

BM 4620

BM 4610

BM 4600

BM 4590

BM 4580

BM 4570

BM 4560

BM 4550

BM 4540

BM 4530

BM 4520

BM 4510

BM 4500

BM 4490

BM 4480

BM 4470

BM 4460

BM 4450

BM 4440

BM 4430

BM 4420

BM 4410

BM 4400

BM 4390

BM 4380

BM 4370

BM 4360

BM 4350

BM 4340

BM 4330

BM 4320

BM 4310

BM 4300

BM 4290

BM 4280

BM 4270

BM 4260

BM 4250

BM 4240

BM 4230

BM 4220

BM 4210

BM 4200

BM 4190

BM 4180

BM 4170

BM 4160

BM 4150

BM 4140

BM 4130

BM 4120

BM 4110

BM 4100

BM 4090

BM 4080

BM 4070

BM 4060

BM 4050

BM 4040

BM 4030

BM 4020

BM 4010

BM 4000

BM 3990

BM 3980

BM 3970

BM 3960

BM 3950

BM 3940

BM 3930

BM 3920

BM 3910

BM 3900

BM 3890

BM 3880

BM 3870

BM 3860

BM 3850

BM 3840

BM 3830

BM 3820

BM 3810

BM 3800

BM 3790

BM 3780

BM 3770

BM 3760

BM 3750

BM 3740

BM 3730

BM 3720

BM 3710

BM 3700

BM 3690

BM 3680

BM 3670

BM 3660

BM 3650

BM 3640

BM 3630

BM 3620

BM 3610

BM 3600

BM 3590

BM 3580

BM 3570

BM 3560

BM 3550

BM 3540

BM 3530

BM 3520

BM 3510

BM 3500

BM 3490

BM 3480

BM 3470

BM 3460

BM 3450

BM 3440

BM 3430

BM 3420

BM 3410

BM 3400

BM 3390

BM 3380

BM 3370

BM 3360

BM 3350

BM 3340

BM 3330

BM 3320

BM 3310

BM 3300

BM 3290

BM 3280

BM 3270

BM 3260

BM 3250

BM 3240

BM 3230

BM 3220

BM 3210

BM 3200

BM 3190

BM 3180

BM 3170

BM 3160

BM 3150

BM 3140

BM 3130

BM 3120

BM 3110

BM 3100

BM 3090

BM 3080

BM 3070

BM 3060

BM 3050

BM 3040

BM 3030

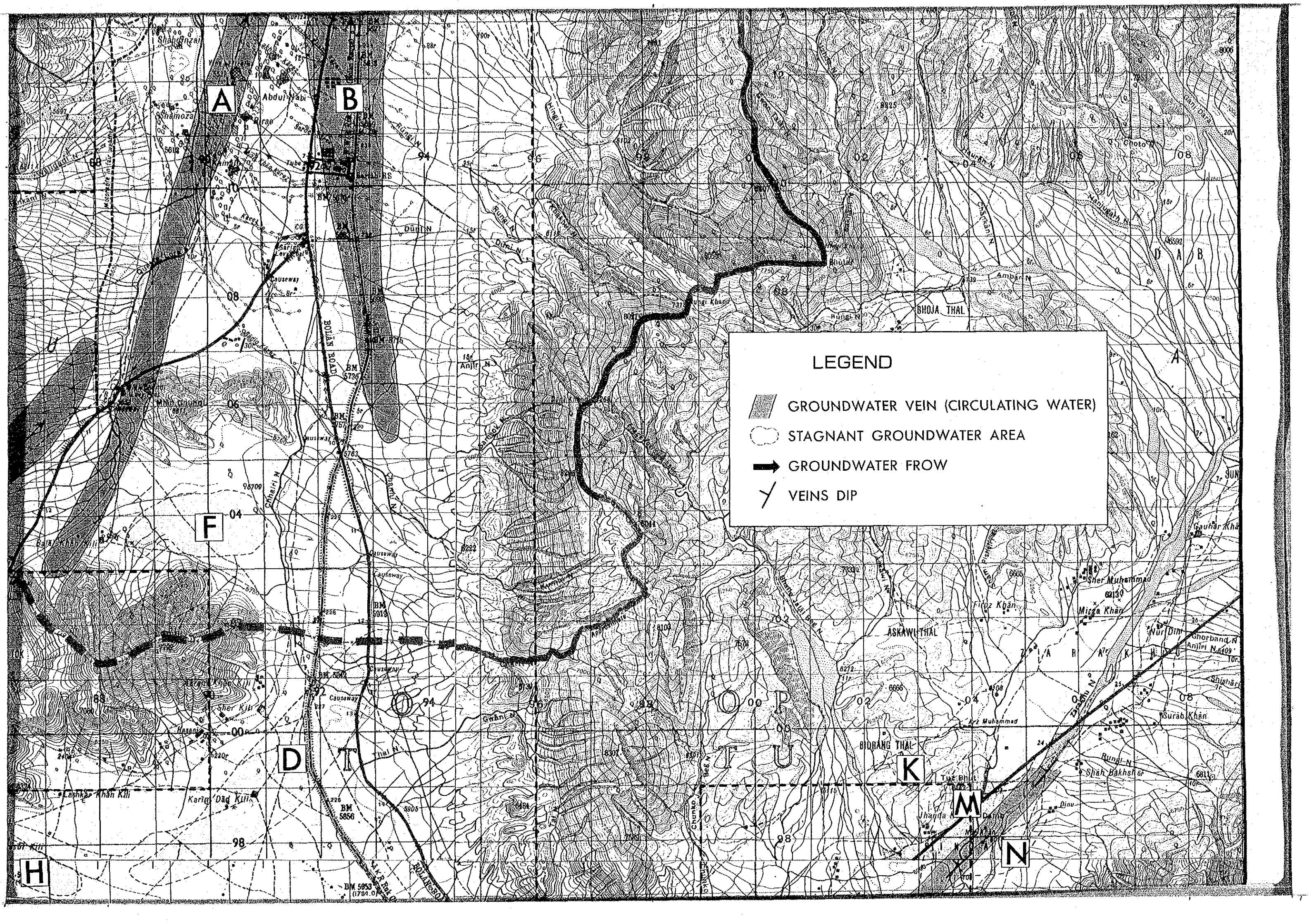
BM 3020

BM 3010

BM 3000

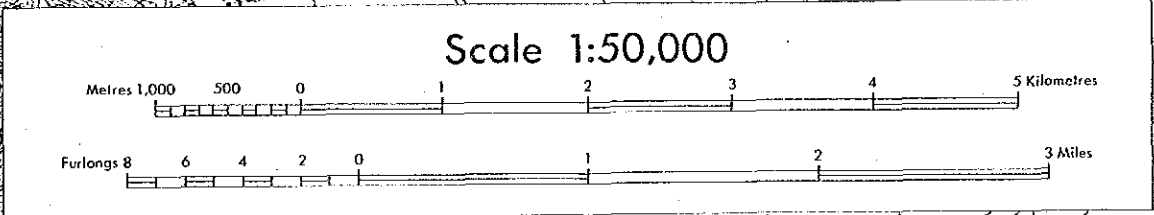
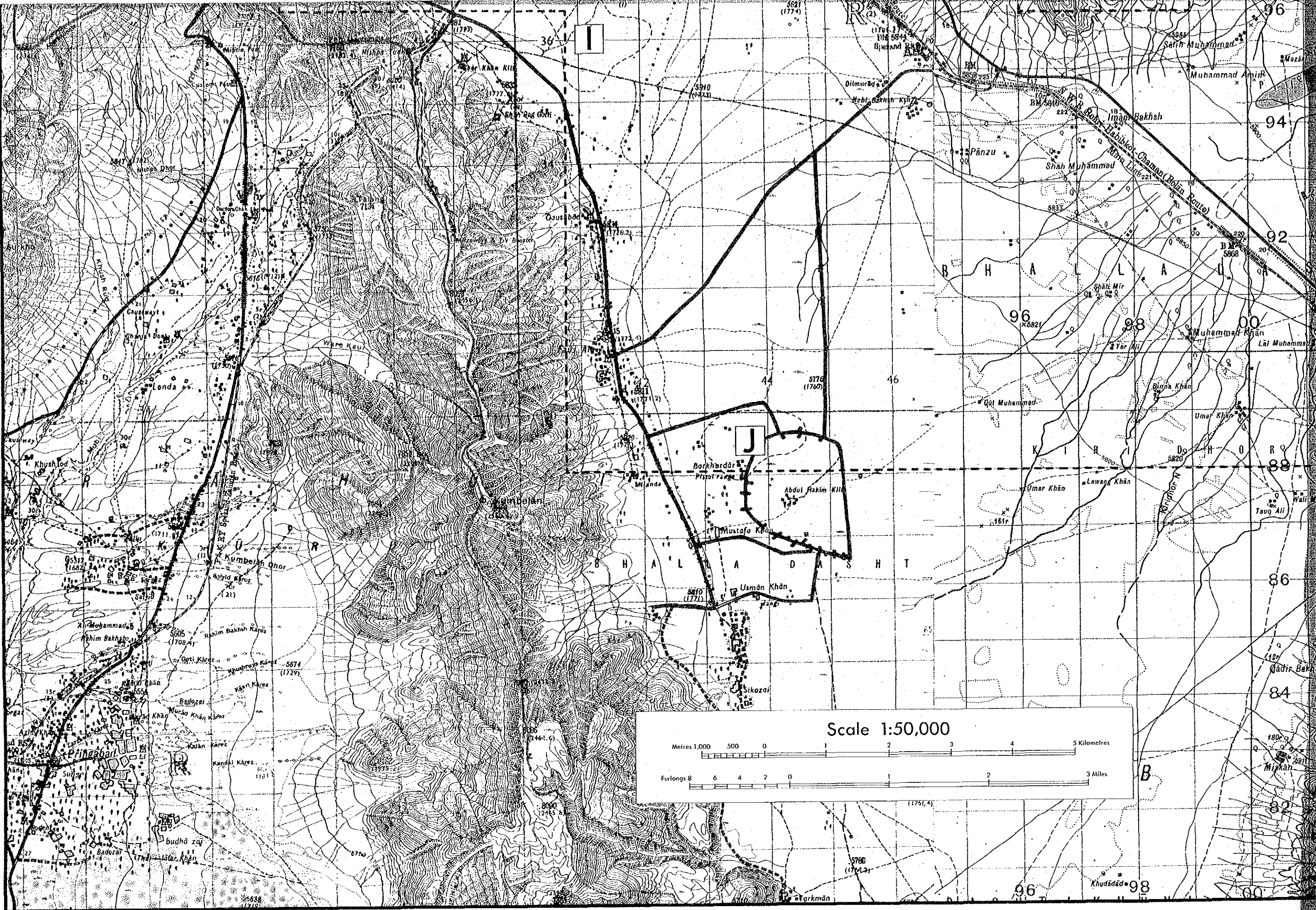
BM 2990

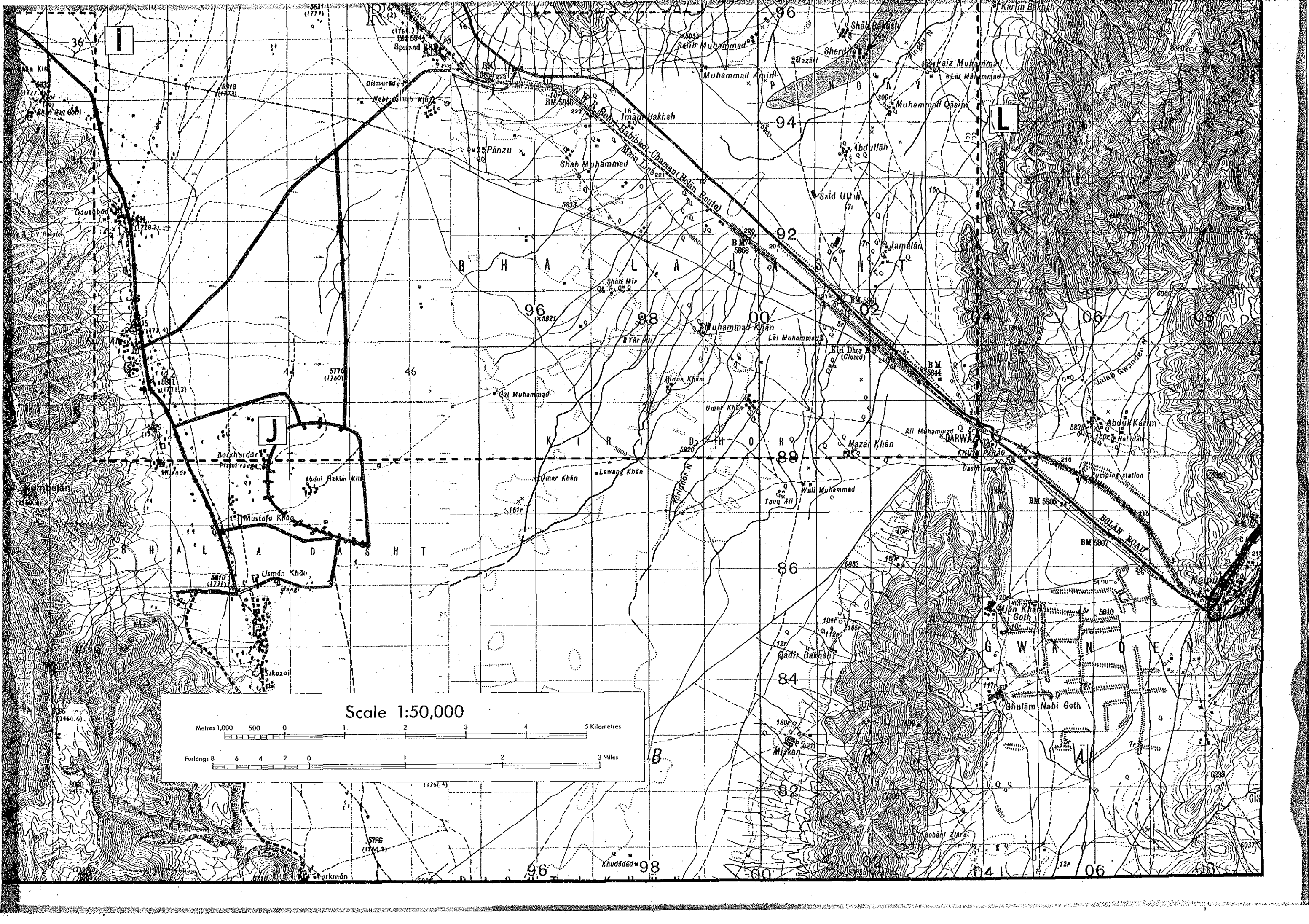
BM 2980



LEGEND

- GROUNDWATER VEIN (CIRCULATING WATER)
- STAGNANT GROUNDWATER AREA
- GROUNDWATER FLOW
- VEINS DIP





Scale 1:50,000



I

J

L

B

A

B H A L A

K I R

G W A N D E N

96 98

04 06

Metres 1,000 500 0 1 2 3 4 5 Kilometres
Furlongs 8 6 4 2 0 1 2 3 Miles