

§§ 8 RETAINING WALL



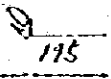

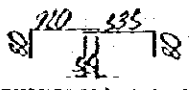
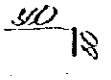

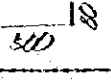
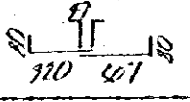

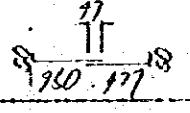
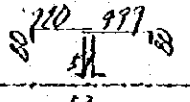
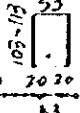
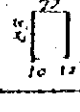


A - LINE - I A<sub>2</sub>



Bar mark	Type size	length +laps (m)	NO	Total length (m)	Unit Weight (kg/m)	Total weight (kg)	Shape (cm)
A 1	Φ16	14.35	109	1564.15	1.58	2471	1000 935 55
2	'	11.50	2	23.00	'	36	1150
3	'	13.29	112	1488.48	'	2352	1000 1000 150 100 50 22
4	'	1.47	56	82.32	'	130	50 11 50 10
5	'	2.74	48	131.52	'	208	50 24 50
6	Φ12	14.19	2	28.38	0.888	25	1000 119 50
B 1	Φ32	14.51	8	116.08	6.31	732	50 50 50 50 50 50 50 50
2	'	12.06	8	96.48	'	609	50 50 50 50 50 50 50 50
3	'	7.30	8	58.40	'	369	50 50 50 50 50 50 50 50
4	'	5.50	8	44.00	'	278	50 50 50 50 50 50 50 50
5	Φ16	3.25	296	962.00	1.58	1520	50 75~175
6	'	9.82	56	549.92	'	869	50 50 50 50 50 50 50 50
7	'	4.65	160	744.00	'	1176	50 50 50 50 50 50 50 50
8	'	1.94	272	527.68	'	834	50 74 50
9	'	2.60	128	332.80	'	526	50 72 50



Bar mark	Type size	length +laps (m)	NO	Total length (m)	Unit weight (kg/m)	Total weight (kg)	Shape (cm)
B 10	Φ 16	1.35	148	199.80	1.58	316	
11	Φ 10	0.59	44	23.76	0.616	15	
F 1	Φ 10	2.75	111	305.25	1.47	754	
2	Φ 16	2.57	86	143.92	1.58	227	
3	"	16.15	76	1227.90	"	1939	
4	"	5.80	86	327.80	"	513	
5	"	1.60	93	68.80	"	109	
6	"	5.80	86	327.80	"	513	
7	"	15.87	7	111.09	"	176	
8	"	7.30	4	29.00	"	46	
9	"	15.27	4	61.08	"	97	
10	Φ 12	15.79	7	110.53	0.888	98	
11	Φ 16	3.09	19	58.71	1.58	93	
12	"	2.39	118	282.02	"	446	









A.B-LINE-1 A.



Bar mark	Type size	length +laps (m)	NO.	Total length (m)	Unit weight (kg/m)	Total weight (kg)	Shape (cm)
A 1	Φ 32	4.60	48	220.80	6.31	1393	Φ 110
2	Φ 25	7.83	51	399.33	3.85	1537	Φ 75
3	Φ	7.83	51	399.33	"	1537	Φ 75
4	Φ 16	0.81	51	41.31	1.58	65	Φ 71
5	Φ 16	12.76	57	727.32	"	1149	1000 176 Φ 11
F 1	Φ 32	3.10	15	139.50	6.31	880	Φ 310
1	"	3.30	6	19.80	"	125	Φ 330
3	Φ 20	6.50	42	273.00	2.47	674	Φ 60 530 Φ 60
4	"	6.83	7	47.81	"	118	Φ 64 563 Φ 60
5	"	3.75	6	22.50	"	56	Φ 60 170-190
6	"	3.75	6	22.50	"	56	Φ 60 170-190
7	"	6.50	42	273.00	"	674	Φ 60 530 Φ 60
8	"	6.83	7	47.81	"	118	Φ 60 563 Φ 60
9	"	3.75	6	22.50	"	56	Φ 60 170-190
10	"	3.75	6	22.50	"	56	Φ 60 170-190



Bar mark	Type size	length +laps (m)	NO.	Total length (m)	Unit weight (kg/m)	Total weight (kg)	Shape (cm)
F 11	Φ 16	2.78	46	127.88	1.58	202	
12	"	2.92	5	14.60	"	23	
13	"	13.96	27	376.92	"	596	
14	Φ 12	13.88	10	277.60	1.888	247	
15	Φ 16	6.63	2	13.26	1.58	21	
16	"	13.76	2	27.52	"	43	
17	"	2.02	106	214.12	"	338	
18	"	3.25	51	165.75	"	262	
19	"	12.76	4	51.04	"	81	
			Φ 32			2398	KA
			Φ 25			3074	"
			Φ 20			1808	"
			Φ 16			2780	"
			Φ 12			247	"
GRAND TOTAL						10307	KA





A.B-LINE-1 A<sub>2</sub>



Bar mark	Type size	length +laps (cm)	NO.	Total length (cm)	Unit weight (kg/m)	Total weight (kg)	Shape (cm)
A 1	Φ 32	2.83	75	737.25	6.31	4652	
2	'	4.90	73	357.75	"	2257	
3	Φ 25	2.83	17	256.91	3.85	2714	
4	Φ 16	0.86	76	65.36	1.58	103	
5	'	10.64	38	404.32	"	639	
6	'	4.56	38	171.02	"	270	
7	'	19.42	18	543.76	"	859	
F 1	Φ 32	2.00	45	405.00	6.31	2556	
2	'	8.03	12	96.36	"	608	
3	'	6.60	29	191.40	"	1208	
4	'	4.00	69	276.00	"	1742	
5	Φ 20	2.00	45	405.00	2.97	1200	
6	'	8.03	12	96.36	"	238	
7	'	6.60	29	191.40	"	473	
8	Φ 16	3.00	72	216.00	1.58	341	



Bar Mark	Type Size	length +laps (m)	NO.	Total length (m)	Unit Weight (Kg/m)	Total weight (kg)	Shape (cm)
F 7	Φ 16	2.95	8	23.60	1.58	37	
10	"	15.70	25	392.50	"	620	
11	"	3.80	25	95.00	"	150	
12	"	16.27	12	195.24	"	308	
13	"	4.95	12	59.40	"	94	
14	Φ 12	15.59	18	280.62	0.888	249	
15	"	3.80	18	68.40	"	61	
16	Φ 16	5.95	2	11.90	1.58	19	
17	"	8.10	2	17.20	"	27	
18	"	10.37	2	20.74	"	33	
19	"	4.95	2	8.90	"	14	
20	"	19.97	2	29.94	"	47	
21	"	5.95	2	11.90	"	19	
22	1"	2.83	174	492.42	"	778	









A.B - LINE - 2 : A1

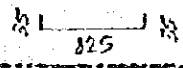
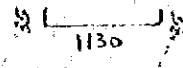

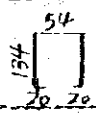


Bar mark	Type size	length +laps (m)	NO	Total length (m)	Unit weight (kg/m)	Total weight (kg)	Shape (cm)
W/1	Φ32	6.50	44	286.00	6.31	1805	
2	Φ25	12.04	47	565.88	3.85	2179	
3	Φ20	11.81	47	555.07	2.47	1371	
4	Φ16	0.96	47	45.12	1.58	71	
5	"	11.30	56	632.80	"	1000	1130
6	Φ12	11.30	38	429.40	0.688	381	1130
7	Φ25	4.07	19	199.43	3.85	768	
8	"	2.81	12	33.72	"	130	
9	Φ20	6.76	12	81.12	2.47	200	
10	"	5.45	25	136.25	"	337	520-570
11	"	2.35	12	28.20	"	70	30-490
12	Φ16	5.80	12	69.60	1.58	110	520-59
13	Φ20	13.20	19	250.80	2.97	619	
14	Φ16	13.12	19	249.28	1.58	394	
15	"	1.02	19	19.38	"	31	
16	"	6.30	2	12.60	"	20	130



Bar mark	Type size	length +laps (m)	NO	Total length (m)	Unit weight (kg/m)	Total weight (kg)	Shape (cm)
W 17	Φ20	3.55	62	220.10	2.47	544	355
18	"	1.66	7	11.62	"	29	25~235
19	Φ16	3.55	7	24.85	1.58	37	355
20	"	4.51	38	171.38	"	271	355
21	"	1.30	7	9.10	"	14	25~235
22	"	11.38	8	91.04	"	147	355
23	"	12.38	16	198.08	"	313	355
24	"	0.93	13	12.09	"	19	355
25	"	4.35	2	8.70	"	14	355
F 1	Φ32	4.00	44	176.00	6.31	1111	400
2	Φ25	10.85	47	509.95	3.85	1963	825
3	Φ20	10.85	47	509.95	2.47	1260	825
4	"	3.30	44	145.20	"	357	100
5	Φ16	11.30	39	440.70	1.58	696	1130
6	Φ12	11.30	30	339.00	0.888	301	1130



Bar mark	Type size	length +laps (m)	NO.	Total length (m)	Unit weight (kg/m)	Total weight (kg)	Shape (cm)
F 7	Φ16	8.95	6	53.70	1.58	85	
8	"	12.00	6	72.00	"	119	
9	"	5.40	17	253.80	"	401	
10	"	11.30	6	67.80	"	107	1130
11	"	3.62	88	318.56	"	503	
			Φ 32			2916	kg
			Φ 25			5090	"
			Φ 20			4789	"
			Φ 16			4346	"
			Φ 12			682	"
		GRAND TOTAL				17773	kg





A. B - LINE - 2, A<sub>2</sub>



Bar mark	Type size	length +laps (m)	NO.	Total length (m)	Unit weight (K/m)	Total weight (K)	Shape (cm)
W 1	Φ 32	12.93	37	478.41	6.31	3.019	
2	'	6.20	34	210.80	'	1.330	
3	Φ 25	12.62	37	466.94	3.85	1.798	
4	Φ 16	0.96	37	35.52	1.58	56	
5	'	8.80	57	501.60	'	793	880
6	Φ 12	8.80	41	360.80	0.888	320	880
7	Φ 20	2.65	71	188.15	1.47	465	210 ~ 310
8	'	0.90	4	3.60	'	9	30 ~ 150
9	Φ 16	3.05	5	15.25	1.58	24	210 ~ 310
10	'	3.66	41	150.06	'	237	
11	'	1.26	4	5.04	'	8	
12	'	13.12	16	209.92	'	332	
13	'	0.93	8	7.44	'	12	
14	'	2.80	2	5.60	'	9	480
15	Φ 25	5.61	62	347.82	3.85	1.339	
16	'	2.31	10	23.10	'	89	



Bar mark	Type size	length +laps (m)	NO.	Total length (m)	Unit weight (Kg/m)	Total weight (kg)	Shape (mm)
W 17	Φ 10	5.61	9	50.49	2.47	125	975 — 18
18	"	1.95	10	19.50	"	48	30~360
19	"	4.75	31	147.25	"	364	975
20	Φ 16	4.75	9	42.75	1.58	68	975
21	Φ 20	13.78	18	248.04	2.47	613	
11	Φ 16	13.70	18	246.60	1.58	370	
23	"	0.92	18	16.56	"	26	
24	"	5.60	2	11.20	"	18	<del>510</del>
F 1	Φ 32	4.10	34	142.80	6.31	901	410
2	Φ 25	10.40	34	353.60	3.85	1361	
3	"	7.28	3	27.84	"	107	
4	Φ 20	10.40	34	353.60	2.47	873	
5	"	2.80	34	96.20	"	235	
6	"	7.28	3	27.84	"	69	
7	Φ 16	8.80	35	308.00	1.58	487	880








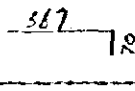
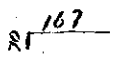
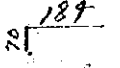
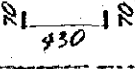

Bar mark	Type size	length +laps (m)	NO.	Total length (m)	Unit weight (Kg/m)	Total weight (Kg)	Shape (cm)
F 8	Φ 16	8.30	5	41.50	1.58	66	830
9	Φ 12	8.80	28	246.40	0.888	219	880
10	"	8.30	5	41.50		37	830
11	Φ 16	8.08	3	24.24	1.58	38	20 — 18 618
12	"	8.80	3	26.40	"	42	20 — 18 780
13	"	9.80	3	29.40	"	46	20 — 18 880
14	"	10.40	3	31.20	"	49	160 — 180 830
15	"	3.62	72	260.64	"	412	54 134 72 20
			Φ 32			5250	18
			Φ 25			4694	"
			Φ 20			2801	"
			Φ 16			3113	"
			Φ 12			576	"
		GRAND TOTAL				16434	K7



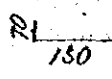
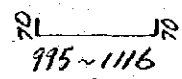
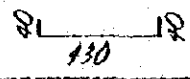

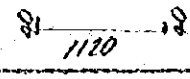
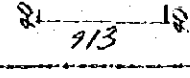
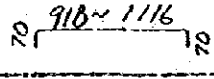
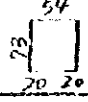


A - LINE - 3. AL



Bar mark	Type size	length +laps (m)	NO	Total length (m)	Unit weight (kg/m)	Total weight (kg)	Shape (cm)
W 1	Φ 25	2.16	41	375.56	3.85	1446	
2	"	4.10	39	157.90	"	616	
3	Φ 20	2.16	40	366.90	2.97	905	
4	Φ 16	1.49	40	59.60	1.58	94	
5	"	2.88	36	355.68	"	562	977~978
6	Φ 12	2.59	27	258.93	0.888	230	959
7	"	2.77	2	17.54	"	17	977
F 1	Φ 20	4.03	39	157.17	1.97	388	
2	"	4.37	6	26.22	"	65	
3	"	1.40	38	91.20	"	225	190
4	"	2.64	4	10.56	"	26	164
5	Φ 16	2.37	37	87.69	1.58	139	
6	"	2.54	3	7.62	"	12	
7	"	3.70	37	110.90	"	333	
8	"	6.13	8	47.04	"	77	



Bar Mark	Type Size	length +laps (m)	NO.	Total length (m)	Unit Weight (Kg/m)	Total Weight (Kg)	Shape (est)	
F 9	Φ 16	2.20	37	81.40	1.58	129		
10	"	11.96	10	119.60	"	119		
11	"	5.10	1	5.10	"	8		
12	"	5.53	1	5.53	"	9		
13	"	12.00	1	12.00	"	19		
14	"	7.93	1	7.93	"	16		
15	Φ 12	11.57	15	173.55	0.888	154		
16	Φ 16	2.40	57	136.80	1.58	216		
			Φ 25			2062	Kg	
			Φ 20			1609	"	
			Φ 16			1733	"	
			Φ 12			401	"	
			GRAND TOTAL				5805	Kg



§ § 9 APPROACH SLAB





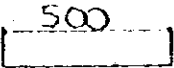
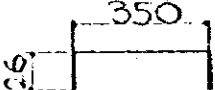
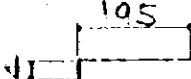
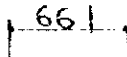









BAR SCHEDULE FOR A - Lin. 3 Br.

Bar mark	Type size	Length + laps (m)	No.	Total length (m)	Unit weight (kg/m)	Total weight (kg)	Shape (cm)
S 1	Φ 16	5.00	41	205.00	1.58	324	
2	Φ 12	4.02	21	84.42	0.888	75	
3	"	2.09	21	43.89	"	39	
4	"	6.61	53	350.33	"	311	
ANCHOR BAR	Φ 16	0.50	13	6.50	1.58	10	
				Φ 16		334	
				Φ 12		425	
				Total	May Jun A-Lin. 3 (kg)		
				Φ 16	1630		
				Φ 12	2114		
					kg 3744		

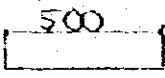

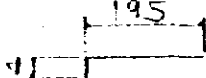










BAR SCHEDULE FOR E-KP BY

Bar rank	Type size	Length + laps (m)	No.	Total length (m)	Unit weight (kg/m)	Total weight (kg)	Shape (cm)
5	Φ 16	5.00	41	205.00	1.58	324	
2	Φ 12	4.02	21	84.42	0.888	95	
3	"	2.09	21	43.89	"	39	
4	"	6.00	53	318.00	"	282	
ANCHOR BAR	Φ 16	0.50	11	5.50	1.58	9	
				Φ 16		333	
				Φ 12		396	
				Total	(kg)		
				Φ 16	666		
				Φ 12	192		
					kg		
					1458		









[The page contains extremely faint and illegible text, likely due to low contrast or scanning quality. No specific content can be transcribed.]

## 2. Rampway





## CONTENTS

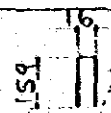
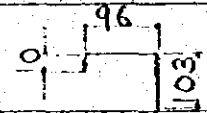
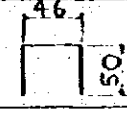
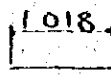
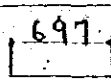
	Page
§ 1. Mwy. Jun. B-Rp. Br. -----	1
§ 2. Mwy. Jun G-Rp. Br. -----	13
§ 3. Cor. Int. E-Rp. Br. -----	28
§ 4. Cor. Int. F-Rp. Br. -----	40.



§ 1 Mwy. Jun. B-Rp. Br.



BAR SCHEDULE FOR (A) ABUTMENT

Bar mark	Type size	Length + laps (m)	No.	Total length (m)	Unit weight (kg/m)	Total weight (kg)	Shape (cm)
P 1	Φ 12	3.34	42	140.28	0.888	125	
2	"	2.09	29	60.61	"	54	
3	"	1.46	4	5.84	"	5	
4	"	10.18	10	101.80	"	90	
5	"	6.97	5	34.85	"	31	
				Φ 12		305	

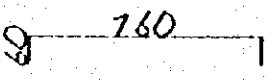
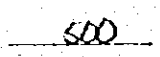

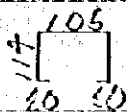
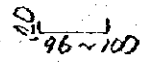


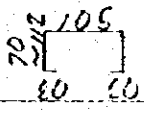

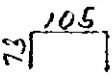
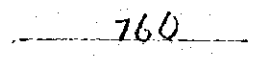
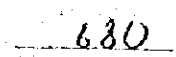
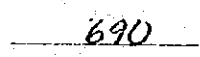

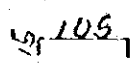









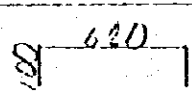
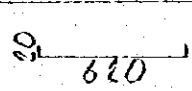
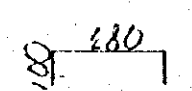
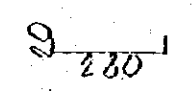
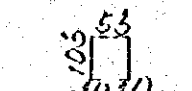


BAR SCHEDULE FOR (P) PIER SHEET 1 / 3

Bar mark	Type size	length bars (m)	No.	Total length (m)	Unit weight (kg/m)	Total weight (kg)	Shape (ca.)
B 1	32	8.80	9	79.20	6.31	500	
B 2	20	5.00	9	45.00	2.47	111	
B 3	20	3.00	18	54.00	"	133	
B 4	16	3.73	25	93.25	1.52	141	
B 5	"	1.38	43	59.34	"	94	
B 6	"	2.22	25	55.50	"	88	
B 7	"	1.53	43	65.79	"	104	
B 8	"	3.27	18	58.86	"	93	
B 9	"	1.84	18	33.12	"	52	
B 10	"	2.51	10	25.10	"	40	
B 11	12	7.60	4	30.40	0.888	27	
B 12	"	6.80	2	13.60	"	12	
B 13	"	6.90	8	55.20	"	49	
B 14	"	2.60	57	148.20	"	132	
B 15	"	1.35	4	5.40	"	5	



BAR SCHEDULE FOR (P1) PIER SHEET 2 / 3

Bar mark	Type size	Length + laps (m)	No.	Total length (m)	Unit weight (kg/m)	Total weight (kg)	Shape (cm)
						1587 <sup>kg</sup>	
C 1	25	8.40	48	403.20	3.85	1552	
C 2	"	4.00	16	64.00	"	246	
C 3	16	1.50	136	204.00	1.56	322	
						2120 <sup>kg</sup>	
F 1	16	8.60	24	196.80	1.56	311	
F 2	"	6.60	24	158.40	"	250	
F 3	"	4.80	26	124.80	"	197	
F 4	"	3.20	51	163.20	"	258	
F 5	"	2.99	29	86.71	"	137	
						1155 <sup>kg</sup>	



BAR SCHEDULE FOR (P) PIER SHEET 3 / 3

Bar mark	Type size	length + laps (m)	No.	Total length (m)	Unit weight (kg/m)	Total weight (kg)	Shape (cm)
				Ø 32	—	500	K9
				Ø 25	—	1798	"
				Ø 20	—	244	"
				Σ		2542	K9
				Ø 16	—	2093	K9
				Ø 12	—	225	'
				Σ		2318	K9
				Grand total		4860	K9






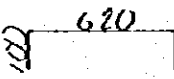
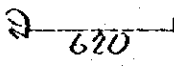
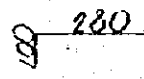
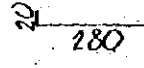

BAR SCHEDULE FOR (P2) PIER SHEET 1 / 3

Bar mark	Type size	Length + laps (m)	No.	Total length (m)	Unit weight (kg/m)	Total weight (kg)	Shape (cm)
B1	32	9.90	7	69.30	6.31	437	
B2	"	8.50	7	59.50	"	375	
B4	"	3.50	14	49.00	"	309	
B3	"	5.00	7	36.00	"	221	
B5	20	3.95	25	98.75	2.47	244	
B6	"	1.05	49	51.75	"	127	
B7	"	1.65	49	60.85	"	200	
B8	"	2.75	25	68.75	"	170	
B9	"	3.35	24	80.40	"	199	
B10	"	2.10	24	50.40	"	124	
B11	"	1.05	10	10.50	"	26	
B12	12	1.05	25	26.25	0.888	23	
B13	"	8.30	4	33.20	"	29	
B14	"	7.50	4	30.00	"	27	
B15	"	0.95	4	3.80	"	3	





BAR SCHEDULE FOR (P<sub>2</sub>) PIER SHEET 2 / 3

Bar mark	Type size	Length + laps (m)	No.	Total length (m)	Unit weight (kg/m)	Total weight (kg)	Shape (cm)
						2514	kg
C <sub>1</sub>	32	8.38	24	201.12	6.31	1269	
C <sub>2</sub>	25	8.30	28	232.40	3.85	895	
C <sub>3</sub>	16	2.25	124	279.00	1.58	441	
						2605	kg
F <sub>1</sub>	20	8.20	24	196.80	2.47	186	
F <sub>2</sub>	'	6.60	24	158.40	'	391	
F <sub>3</sub>	16	4.80	26	124.80	1.58	197	
F <sub>4</sub>	'	3.20	51	163.20	'	258	
F <sub>5</sub>	'	3.02	29	87.58	'	138	
						1470	kg



FOR (13) PIER SHEET 3 / 3

Bar mark	Type size	Length bars (m)	No.	Total length (m)	Unit weight (kg/m)	Total weight (kg)	Share (no)
				φ 32	—	2611 kg	
				φ 25	—	895 "	
				φ 20	—	1967 "	
				Σ		5473 kg	
				φ 16	—	1034 kg	
				φ 12	—	82 "	
				Σ		1116 kg	
				Grand total		6589 kg	



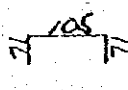



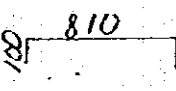
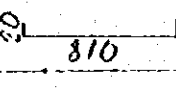
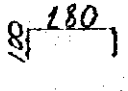
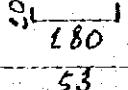
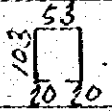


BAR SCHEDULE FOR (P3) PIER SHEET 1/3

Bar mark	Type size	Length + laps (m)	No.	Total length (m)	Unit weight (kg/m)	Total weight (kg)	Shape (cm)
B1	32	11.90	9	107.10	6.31	676	
B2	"	10.50	9	94.50	"	596	
B4	"	3.70	18	66.60	"	420	
B3	"	7.00	9	63.00	"	398	
B5	20	4.15	37	153.55	2.47	379	
B6	"	1.39	61	84.79	"	209	
B7	"	1.68	61	102.48	"	253	
B8	"	2.60	37	96.20	"	238	
B9	"	3.55	24	85.20	"	210	
B10	"	2.10	24	50.40	"	124	
B11	"	2.51	12	30.12	"	74	
B12	12	1.45	31	44.95	0.888	40	
B13	"	10.30	6	61.80	"	98	
B14	"	8.80	2	17.60	"	18	
B15	12	9.40	4	37.60	"	33	



BAR SCHEDULE FOR (P3) PIER SHEET 2/3

Bar mark	Type size	Length + laps (m)	No.	Total length (m)	Unit weight (kg/m)	Total weight (kg)	Shape (cm)
B 16	12	1.80	55	99.00	0.888	88	
B 17	"	1.95	6	11.70	"	10	
B 18	"	1.35	4	5.40	"	5	
						3879	
C 1	25	9.80	56	548.8	3.85	2113	
C 2	"	5.00	16	80.00	"	308	
C 3	16	2.64	152	401.28	1.58	634	
						3055 <sup>kg</sup>	
F 1	20	10.10	24	242.40	2.47	599	
F 2	"	8.50	24	204.00	"	504	
F 3	16	4.80	34	163.20	1.58	258	
F 4	"	3.20	67	214.40	"	339	
F 5	"	2.99	39	116.61	"	184	









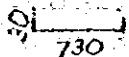

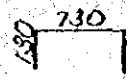
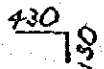
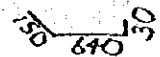
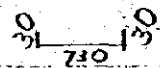
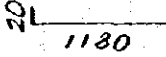
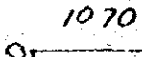
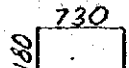
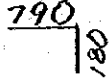
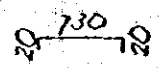
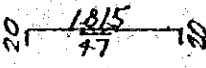


§ 2 Mwy. Jun. G-Rp. Br.







BAR SCHEDULE FOR (A2) ABUTMENT SHEET 1 / 6

Bar mark	Type size	Length + laps (m)	No.	Total length (m)	Unit weight (kg/m)	Total weight (kg)	Shape (cm)
F <sub>1</sub>	φ25	7.90	45	355.50	3.85	1369	
F <sub>2</sub>	φ25	3.50	45	157.50	"	606	
F <sub>3</sub>	φ25	9.90	48	475.20	"	1830	
F <sub>4</sub>	φ25	5.60	47	263.20	"	1013	
F <sub>5</sub>	φ25	8.20	49	401.80	"	1547	
F <sub>6</sub>	φ25	7.90	47	371.30	"	1430	
F <sub>7</sub>	φ16	12.00	30	360.00	1.58	569	
F <sub>8</sub>	"	12.00	25	300.00	"	474	
F <sub>9</sub>	"	10.90	21	228.90	"	362	
F <sub>10</sub>	"	9.70	25	242.50	"	383	
F <sub>11</sub>	"	7.70	6	46.20	"	73	
F <sub>12</sub>	"	19.02	6	114.12	"	180	
F <sub>1</sub> <sup>o</sup>	"	3.42	100	342.00	"	540	
F <sub>2</sub> <sup>o</sup>	φ20	4.62	61	281.82	2.47	696	





BAR SCHEDULE FOR (A<sub>2</sub>) ABUTMENT SHEET 2 / 6

Bar mark	Type size	Length + laps (m)	No.	Total length (m)	Unit weight (kg/m)	Total weight (kg)	Shape (cm)
W <sub>1</sub>	Φ32	4.50	45	202.50	6.31	1278	
2	Φ32	7.00	44	315.00	"	1988	
3	"	4.50	48	216.00	"	1363	
4	Φ25	7.70	45	346.50	3.85	1334	
5	"	11.75	21	246.75	"	950	<u>1175</u>
6	Φ20	7.50	48	360.00	2.47	889	
7	"	11.75	10	117.50	"	290	<u>1175</u>
8	Φ16	11.75	44	517.00	1.58	817	<u>1175</u>
9	"	8.00	2	16.00	"	25	<u>800</u>
10	"	2.31	43	99.33	"	157	
11	"	2.54	4	10.16	"	16	
12	"	2.75	4	10.96	"	17	
13	"	11.75	4	47.00	"	74	<u>1175</u>



BAR SCHEDULE FOR (A<sub>2</sub>) ABUTMENT SHEET 3 / 6

Bar mark	Type size	Length + laps (m)	No.	Total length (m)	Unit weight (kg/m)	Total weight (kg)	Shape (cm)
P <sub>1</sub>	Φ16	2.01	48	96.48	1.58	152	
2	"	2.01	48	96.48	1.58	152	
3	Φ12	11.75	11	129.25	0.888	115	<u>1175</u>
4	"	1.64	2	3.28	"	3	
5	"	1.77	2	3.54	"	3	
E <sub>1</sub>	Φ16	1.51	41	61.91	1.58	98	
2	Φ12	10.00	2	20.00	0.888	18	<u>1000</u>
C <sub>1</sub>	Φ32	7.00	28	196.00	6.31	1237	
C <sub>2</sub>	"	6.00	28	168.00	"	1060	
C <sub>3</sub>	"	5.40	56	302.40	"	1908	
C <sub>1</sub> <sup>0</sup>	Φ12	6.18	49	302.82	0.888	269	
C <sub>2</sub> <sup>0</sup>	"	1.70	56	95.20	"	85	



BAR SCHEDULE FOR (A) ABUTMENT SHEET 4 / 6

Bar mark	Type size	Length + laps (m)	No.	Total length (m)	Unit weight (kg/m)	Total weight (kg)	Shape (cm)
ww 1	∅16	2.50	75	187.50	1.58	296	<u>250</u>
2	"	3.30	26	85.80	"	136	<u>250 ~ 410</u>
3	"	2.65	6	15.90	"	25	<u>210</u> 5/1
4	"	4.85	7	33.95	"	54	<u>460 ~ 460</u> 5/1
5	"	4.65	7	32.55	"	51	<u>430 ~ 500</u>
6	"	13.50	16	216.00	"	341	50 <sup>55</sup> 12.30 12.60
7	"	2.90	18	52.20	"	82	490 90
8	"	4.50	2	9.00	"	14	400 500
9	"	6.70	2	13.40	"	21	530 40
10	"	1.46	44	64.24	"	101	50 50 46
H1	"	2.05	67	131.20	"	207	150 15
H2	"	2.10	13	27.30	"	43	55 100 15
K1	∅12	1.46	18	26.28	0.888	23	50 46
2	"	4.80	2	9.60	"	9	<u>460 ~ 500</u>




BAR SCHEDULE FOR (A<sub>2</sub>) ABUTMENT SHEET 5 / 6

Bar mark	Type size	Length + laps (m)	No.	Total length (m)	Unit weight (kg/m)	Total weight (kg)	Shape (cm)
WW 101	φ25	7.00	55	385.00	3.85	1482	<u>700</u>
102	"	7.48	7	52.36	"	202	<u>78</u> <u>870</u>
103	φ20	6.40	39	249.60	2.47	617	<u>640</u>
104	φ20	6.45	4	25.80	"	64	<u>55</u> <u>590</u>
105	"	1.95	20	39.00	"	96	<u>310 - 80</u>
106	φ16	1.85	20	37.00	1.58	58	<u>300 - 70</u>
107	"	8.60	71	610.60	"	965	<u>50</u>   <u>810</u>
108	"	5.20	48	249.60	"	394	<u>500</u>   <u>540</u>
109	"	2.95	20	59.00	"	93	<u>510</u>   <u>80</u>
110	"	5.50	2	11.00	"	17	<u>500</u>   <u>600</u>
111	"	4.35	4	17.40	"	27	<u>600 - 270</u>
112	"	9.05	2	18.10	"	29	<u>930 - 880</u>
113	"	1.66	36	59.76	"	94	<u>50</u>   <u>66</u>
114	"	7.10	2	14.20	"	22	<u>710</u>
115	"	1.66	14	73.04	"	115	<u>50</u>   <u>66</u>





BAR SCHEDULE FOR (A<sub>2</sub>) ABUTMENT SHEET 6 / 6

Bar mark	Type size	Length + laps (m)	No.	Total length (m)	Unit weight (kg/m)	Total weight (kg)	Shape (mm)
K 101	φ12	2.46	38	93.48	0.888	83	
K 102	"	9.35	2	18.70	"	17	<u>980 ~ 890</u>
K 103	φ16	9.05	4	36.20	1.58	57	<u>930 ~ 880</u>
				(BACKWALL)			
				FOOTING	COLUMN	WW I	WW 100
				φ32	4629	4205	8834
				φ25	7795	2284	1684 11763
				φ20	696	1179	777 2652
				φ16	2581	1106 402	1371 1871 7331
				φ12		493 32	100 625
				Total	11072	9198 5100	1403 4432 31205



BAR SCHEDULE FOR APPROACH SLAB

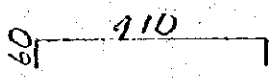
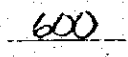
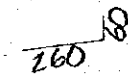
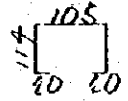
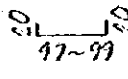


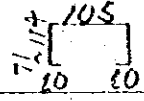


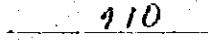
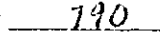
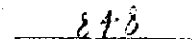

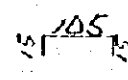
Bar mark	Type size	Length + laps (m)	No.	Total length (m)	Unit weight (kg/m)	Total weight (kg)	Shape (cm)
S 1	Φ16	6.85	69	472.65	1.58	747	$\frac{6.85}{1}$
2	Φ12	5.37	35	187.95	0.888	167	$26 \left[ \frac{4.85}{26} \right] 26$
3	"	2.59	35	90.65	"	80	$14 \left[ \frac{2.15}{14} \right]$
4	"	11.10	53	588.30	"	522	$\frac{(1020 - 1200)}{1110} 1$
5	Φ16	8.40	11	92.40	1.58	146	$\frac{8.40}{1}$
6	Φ12	6.11	6	36.66	0.888	33	$26 \left[ \frac{5.85}{26} \right]$
7	"	3.14	6	18.84	"	17	$14 \left[ \frac{3.00}{14} \right]$
ANCHOR BAR	Φ16	0.50	20	10.00	1.58	16	$\frac{50}{1}$
						1728 kg	
					Φ16	909	
					Φ12	819	
					Σ	1728	

Approach slab  
11 G PA10

(A3)

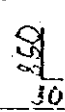

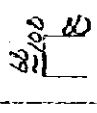
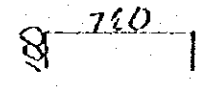
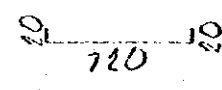
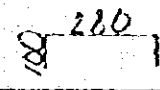
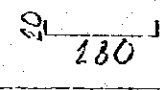
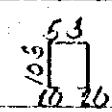


BAR SCHEDULE FOR (P<sub>1</sub>) PIER SHEET 1 / 3

Bar mark	Type size	length + laps (m)	No.	Total length (m)	Unit weight (kg/m)	Total weight (kg)	Shape (cm)
B1	32	10.30	11	113.30	6.31	715	
B2	15	6.00	11	66.00	3.85	254	
B3	25	3.20	22	70.14	3.85	270	
B4	16	3.73	33	123.09	1.58	194	
B5	"	1.38	55	75.90	"	120	
B7	"	2.17	33	71.61	"	113	
B6	"	1.58	55	86.90	"	137	
B8	"	3.30	22	72.60	"	115	
B9	"	1.71	22	37.62	"	59	
B10	"	2.51	10	25.10	"	40	
B11	12	9.10	4	36.40	0.888	32	
B12	"	7.90	2	15.80	"	14	
B13	"	8.98	8	67.84	"	60	
B14	"	2.55	69	175.95	"	156	
B15	"	1.35	4	5.40	"	5	



BAR SCHEDULE FOR (P1) PIER SHEET 2 / 3

Bar mark	Type size	Length + laps (m)	No.	Total length (m)	Unit weight (kg/m)	Total weight (kg)	Shape (cm)
						22849	
C 1	25	8.80	48	422.40	3.85	1626	
C 2	25	4.00	16	64.00	3.85	246	
C 3	16	2.98	140	347.20	1.58	549	
						24219	
F 1	16	9.20	24	220.80	1.58	349	
F 2	"	7.60	24	182.40	"	288	
F 3	"	4.80	30	144.00	"	288	
F 4	"	3.20	59	188.80	"	298	
F 5	"	2.99	34	101.66	"	161	
						1324 <sup>F1</sup>	










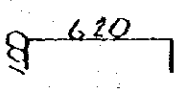
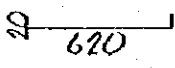
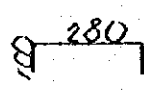
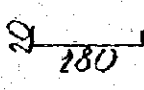



BAR SCHEDULE FOR (P<sub>3</sub>) PIER SHEET 1 / 3

Bar mark	Type size	Length + laps (m)	No.	Total length (m)	Unit weight (kg/m)	Total weight (kg)	Shape (cm)
B1	32	10.70	1	14.90	6.31	473	
B2	.	9.30	1	65.10	"	411	
B3	.	5.60	1	35.00	"	221	
B4	32	3.90	14	54.60	"	345	
B5	20	3.95	25	98.75	2.47	244	
B6	.	1.05	55	57.75	"	143	
B8	.	2.75	25	68.75	"	170	
B7	.	1.65	55	90.75	"	244	
B9	.	3.35	30	100.50	"	248	
B10	"	2.10	30	63.00	"	156	
B12	12	1.05	29	30.45	0.888	27	
B11	20	1.65	10	16.50	2.47	41	
B13	12	9.10	4	36.40	0.888	32	
B14	.	1.95	4	31.80	"	28	
B15	"	0.95	4	3.80	"	3	



BAR SCHEDULE FOR (P<sub>2</sub>) PIER SHEET 2 / 3

Bar mark	Type size	Length + laps (m)	No.	Total length (m)	Unit weight (kg/m)	Total weight (kg)	Shape (cm)
						2786 <sup>kg</sup>	
C1	32	9.08	28	254.24	6.31	1604	
C2	25	9.00	28	252.00	3.85	970	
C3	16	2.25	136	306.600	1.58	483	
						3057 <sup>kg</sup>	
F1	20	8.20	24	196.80	2.11	186	
F2	.	6.60	24	158.40	,	391	
F3	16	4.80	26	124.80	1.58	197	
F4	,	3.20	51	163.20	,	258	
F5	,	3.02	29	87.58	,	138	
						1470 <sup>kg</sup>	



BAR SCHEDULE FOR (P) PIER SHEET 3 / 3

Bar mark	Type size	Length + laps (m)	No.	Total length (m)	Unit weight (kg/m)	Total weight (kg)	Shape (cm)
				φ 32	—	3054	19
				φ 25	—	970	"
				φ 20	—	2123	"
				Σ	—	6147	19
				φ 16	—	1076	19
				φ 12	—	90	"
				Σ	—	1166	19
				Grand total	—	7313	19





§ 3 Cor. Int. E-Rp. Br.



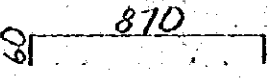
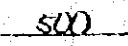

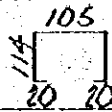
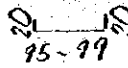

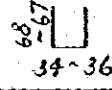
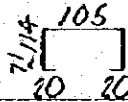

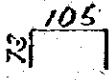
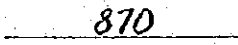
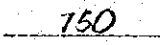
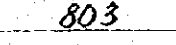









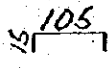
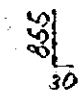


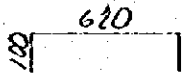
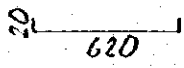
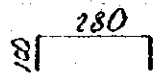
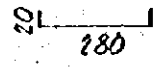
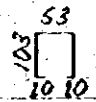
## BAR SCHEDULE FOR (P1) PIER SHEET 1 / 3

Bar mark	Type size	Length + laps (m)	No.	Total length (m)	Unit weight (kg/m)	Total weight (kg)	Shape (cm)
B1	32	9.90	10	99.00	6.31	625	
B2	20	5.00	10	50.00	2.47	124	
B3	20	3.50	20	70.00	2.47	173	
B4	16	3.73	25	93.25	1.58	147	
B5	"	1.37	51	69.87	"	110	
B7	"	2.30	25	57.50	"	91	
B6	"	1.70	51	86.70	"	137	
B8	"	3.30	26	85.80	"	136	
B9	"	1.84	26	47.84	"	76	
B10	"	2.51	10	25.10	"	40	
B11	12	8.70	4	34.80	0.883	31	
B12	"	7.50	2	15.00	"	13	
B13	"	8.03	6	48.18	"	43	
B14	"	2.20	65	143.00	"	127	





BAR SCHEDULE FOR (P<sub>i</sub>) PIER SHEET 2 / 3

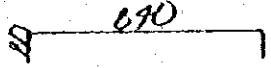
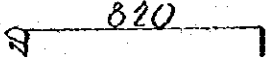
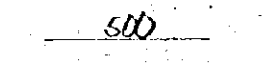
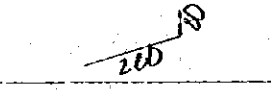
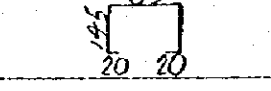
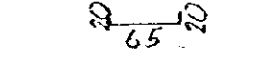
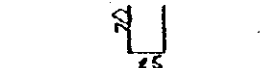

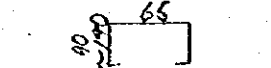


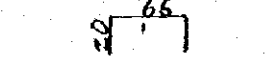
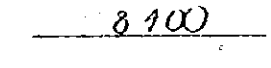
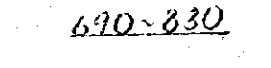
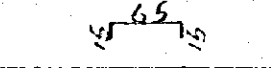
Bar mark	Type size	Length + laps (m)	No.	Total length (m)	Unit weight (kg/m)	Total weight (kg)	Shape (cm)
B15	12	1.35	4	5.40	0.888	5	15 
						1878	kg
C1	25	8.85	48	424.80	3.85	1635	
C2	'	4.00	16	64.00	'	246	
C3	16	2.98	128	317.44	1.58	502	
						2383	kg
F1	16	3.20	24	196.80	1.58	311	
F2	'	6.60	24	158.40	'	250	
F3	'	4.80	26	124.80	'	197	
F4	'	3.20	51	163.20	'	258	
F5	'	1.99	29	86.71	'	137	
						1153	kg








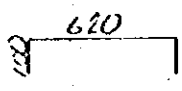
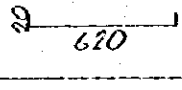
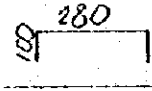
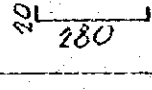



BAR SCHEDULE FOR (P<sub>2</sub>) PIER SHEET 1 / 3

Bar mark	Type size	Length + laps (m)	No.	Total length (m)	Unit weight (kg/m)	Total weight (kg)	Shape (cm)
B1	32	10.00	7	70.00	6.31	442	
B2	"	6.60	7	60.20	"	380	
B3	"	5.00	7	35.00	"	221	
B4	32	3.60	14	50.40	6.31	318	
B5	20	3.95	25	98.75	2.47	244	
B6	"	1.05	49	51.45	"	127	
B7	"	1.65	49	80.85	"	200	
B8	"	2.75	25	68.75	"	170	
B9	"	3.35	24	80.40	"	199	
B10	"	2.10	24	50.40	"	124	
B11	"	1.05	10	10.50	"	26	
B12	12	1.05	25	26.25	0.888	23	
B13	"	8.40	4	33.60	"	30	
B14	"	7.60	4	30.40	"	27	
B15	"	0.95	1	3.80	"	3	



BAR SCHEDULE FOR (P<sub>2</sub>) PIER SHEET 2 / 3

Bar mark	Type size	length + laps (m)	No.	Total length (m)	Unit weight (kg/m)	Total weight (kg)	Shape (cm)
						2534 <sup>kg</sup>	
C <sub>1</sub>	32	7.88	24	189.12	6.31	1193	
C <sub>2</sub>	25	7.80	28	218.40	3.85	841	
C <sub>3</sub>	16	2.25	116	261.00	1.58	412	
						2446	
F <sub>1</sub>	20	8.20	24	196.80	2.77	486	
F <sub>2</sub>	'	6.60	24	158.40	'	391	
F <sub>3</sub>	16	4.80	26	124.80	1.58	197	
F <sub>4</sub>	'	3.20	51	163.20	'	258	
F <sub>5</sub>	'	3.02	29	87.58	'	138	
						1470 <sup>kg</sup>	





BAR SCHEDULE FOR (P) PIER SHEET 3 / 3

Bar mark	Type size	length + bars (m)	No.	Total Length (m)	Unit weight (kg/m)	Total weight (kg)	Share (cm)
				φ 32		2554 kg	
				φ 25		841	
				φ 10		1967	
				Σ		5362 kg	
				φ 16		1005 kg	
				φ 12		83 "	
				Σ		1088 kg	
				Grand total		6450 kg	

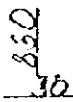

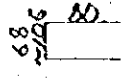
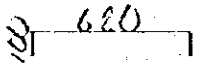
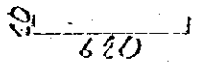
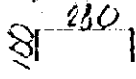
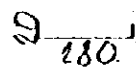



## BAR SCHEDULE FOR (P) PIER SHEET 1 / 3

Bar mark	Type size	length + laps (m)	No.	Total length (m)	Unit weight (kg/m)	Total weight (kg)	Shape (cm)
B1	32	9.40	10	94.00	6.31	593	
B2	20	5.00	10	50.00	2.97	129	
B3	20	3.20	20	64.00	"	158	
B4	16	3.73	25	93.25	1.58	147	
B5	"	1.39	47	65.33	"	103	
B7	"	2.36	25	59.00	"	93	
B6	"	1.65	47	77.55	"	123	
B8	"	3.30	22	72.60	"	115	
B9	"	1.84	22	40.48	"	64	
B10	"	2.50	10	25.00	"	40	
B11	12	8.40	4	33.60	0.888	30	
B12	"	7.00	2	14.00	"	12	
B13	"	7.60	6	45.60	"	40	
B14	"	2.20	63	138.60	"	123	
B15	"	1.35	4	5.40	"	5	



BAR SCHEDULE FOR (P<sub>3</sub>) PIER SHEET 2 / 3

Bar mark	Type size	Length + laps (m)	No.	Total length (m)	Unit weight (kg/m)	Total weight (kg)	Shape (cm)
						1770 <sup>kg</sup>	
C1	25	8.60	48	412.80	3.85	1589	
C2	"	4.00	16	64.00	"	246	
C3	16	2.48	136	337.28	1.58	533	
						2368 <sup>kg</sup>	
F1	16	8.20	24	196.80	1.58	311	
F2	"	6.60	24	158.40	"	250	
F3	"	4.80	26	124.80	"	197	
F4	"	3.20	51	163.20	"	258	
F5	"	2.99	29	86.71	"	137	
						1153 <sup>kg</sup>	



BAR SCHEDULE FOR (P<sub>3</sub>) PIER SHEET 3 / 3

Bar mark	Type size	Length + laps (m)	No.	Total length (m)	Unit weight (kg/m)	Total weight (kg)	Shape (cm)
				∅ 32	—	593 <sup>kg</sup>	
				∅ 25	—	1835 <sup>"</sup>	
				∅ 20	—	282 <sup>"</sup>	
				Σ		2710 <sup>kg</sup>	
				∅ 16	—	2371 <sup>kg</sup>	
				∅ 12	—	210 <sup>"</sup>	
				Σ		2581 <sup>kg</sup>	
				Grand total		5291 <sup>kg</sup>	





§ 4 Cor. Int. F-Rp. Br.







BAR SCHEDULE FOR (A2) ABUTMENT

Bar mark	Type size	Length + laps (m)	No.	Total length (m)	Unit weight (kg/m)	Total weight (kg)	Shape (cm)
P1	ϕ12	3.04	45	136.80	0.888	121	
2	"	1.76	34	59.84	"	53	
3	"	1.48	4	5.92	"	5	
4	"	10.94	8	87.52	"	78	
5	"	8.05	4	32.20	"	29	
6	"	1.08	6	6.48	"	6	
7	"	1.00	6	6.00	"	5	
						297	

F  
2



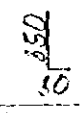


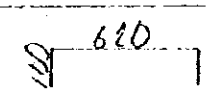
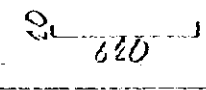

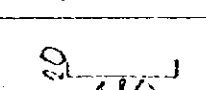

BAR SCHEDULE FOR (P) PIER SHEET 1 / 3

Bar mark	Type size	length + laps (m)	No.	Total length (m)	Unit weight (kg/m)	Total weight (kg)	Shape (cm)
B1	32	9.60	10	96.00	6.31	606	
B2	20	5.00	10	50.00	2.47	124	
B3	20	3.30	20	66.00	"	163	
B4	16	3.73	25	93.25	1.58	147	
B5	"	1.37	49	67.13	"	106	
B7	"	2.30	25	57.50	"	41	
B6	"	1.70	49	83.30	"	132	
B8	"	3.30	24	79.20	"	125	
B9	"	1.84	24	44.16	"	70	
B10	"	2.51	10	25.10	"	40	
B11	12	8.40	4	33.60	0.888	30	
B12	"	7.20	2	14.40	"	13	
B13	"	7.70	6	46.20	"	41	
B14	"	2.20	61	134.20	"	119	
B15	"	1.35	4	5.40	"	5	





BAR SCHEDULE FOR (P) PIER SHEET 2 / 3

Bar mark	Type size	Length + laps (m)	No.	Total length (m)	Unit weight (kg/m)	Total weight (kg)	Shape (cm)
						1812 <sup>kg</sup>	
C1	25	8.80	48	422.40	3.85	1626	
C2	"	9.00	16	64.00	"	246	
C3	16	2.48	140	347.20		549	
						2421 <sup>kg</sup>	
F1	16	8.20	34	196.80	1.53	311	
F2	"	6.60	34	158.40		250	
F3	"	4.80	26	124.80		197	
F4	"	3.20	51	163.20		258	
F5	"	2.99	29	86.71		137	
						1153 <sup>kg</sup>	







BAR SCHEDULE FOR (P<sub>2</sub>) PIER SHEET 1 / 3

Bar mark	Type size	Length + laps (m)	No.	Total length (m)	Unit weight (kg/m)	Total weight (kg)	Shape (cm)
B1	32	9.80	7	68.60	6.31	480	
B2	"	8.40	7	58.80	"	371	
B3	"	5.00	7	35.00	"	221	
B4	32	3.50	14	49.00	"	309	
B5	20	3.95	25	98.75	2.47	244	
B6	"	1.05	49	51.45	"	127	
B7	"	1.65	49	80.85	"	200	
B8	"	2.75	25	68.75	"	170	
B9	"	3.35	24	80.40	"	199	
B10	"	2.10	24	50.40	"	124	
B11	"	1.05	10	10.50	"	26	
B12	12	1.05	25	26.25	0.888	23	
B13	"	8.20	4	32.80	"	29	
B14	"	7.40	4	29.60	"	26	
B15	"	0.95	4	3.80	0.888	3	





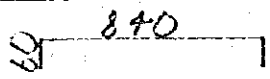


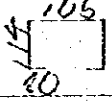
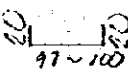

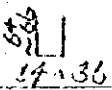
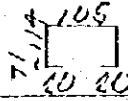


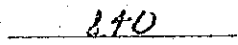
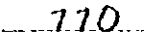
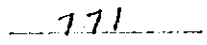









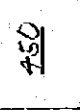
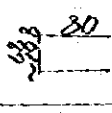

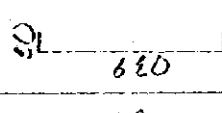
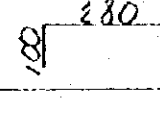
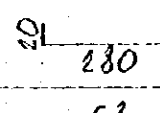
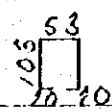


BAR SCHEDULE FOR (P3) PIER SHEET 1 / 3

Bar mark	Type size	Length + laps (m)	No.	Total length (m)	Unit weight (kg/m)	Total weight (kg)	Shape (cm)
B 1	32	4.60	10	46.00	6.31	606	
B 2	20	5.00	10	50.00	2.47	124	
B 3	20	3.30	20	66.00	"	163	
B 4	16	3.73	25	43.25	1.58	147	
B 5	"	1.39	49	68.11	"	108	
B 7	"	2.36	25	59.00	"	93	
B 6	"	1.65	49	80.85	"	128	
B 8	"	3.30	24	79.20	"	125	
B 9	"	1.89	24	44.16	"	70	
B 10	"	2.50	10	25.00	"	40	
B 11	12	8.40	4	33.60	0.888	30	
B 12	"	7.70	2	15.40	"	14	
B 13	"	7.71	6	46.26	"	41	
B 14	"	2.20	61	134.20	"	119	
B 15	"	1.35	4	5.40	"	5	



BAR SCHEDULE FOR (P3) PIER SHEET 2 / 3

Bar mark	Type size	Length + laps (m)	No.	Total length (m)	Unit weight (kg/m)	Total weight (kg)	Shape (cm)
						1813 <sup>kg</sup>	
C 1	25	4.60	48	460.80	3.85	1774	
C 2	"	4.50	16	72.00	"	2771	
C 3	16	2.98	152	376.96	1.58	596	
						2647 <sup>kg</sup>	
F 1	16	8.20	24	196.80	1.58	311	
F 2	"	6.60	24	158.40	"	250	
F 3	"	1.80	26	124.80	"	197	
F 4	"	3.20	51	163.20	"	258	
F 5	"	2.99	29	86.71	"	137	
						1153 <sup>kg</sup>	













### 3. Over Bridge



## CONTENTS

§ 1.	PAILLES Ov. Br. -----	1
§ 2.	AI-ROAD Ov. Br. -----	13
§ 3.	COROMANDEL Ov. Br. -----	25
§ 4.	Cor. Ind. II-Pp Ov. Br. -----	37
§ 5.	SIA. 22 Ov. Br. -----	39



§ 1 PAILLES Ov. Br.





BAR SCHEDULE FOR (A) ABUTMENT

Bar mark	Type size	Length + laps (m)	No.	Total length (m)	Unit weight (kg/m)	Total weight (kg)	Shape (mm)
P 1	Φ12	4.22	41	173.02	2.888	159	
2	"	2.49	34	84.66	"	75	
3	"	1.48	2	2.96	"	3	
4	"	1.17	2	2.34	"	2	
5	"	2.30	2	4.60	"	4	
6	"	9.82	14	137.48	"	122	
7	"	8.11	6	48.66	"	43	
8	"	1.63	10	16.30	"	14	
9	"	1.00	6	6.00	"	5	
				Φ 12		422	



BAR SCHEDULE FOR (A) ABOTMENT


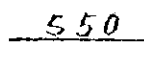
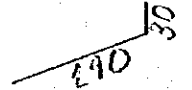
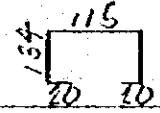
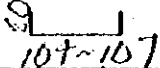


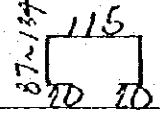
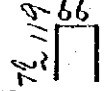
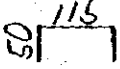
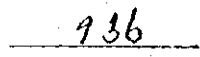
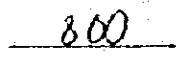
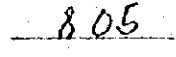


Bar mark	Type size	Length + laps (m)	No.	Total length (m)	Unit weight (kg/m)	Total weight (kg)	Shape (cm)
P 1	φ 12	4.22	41	173.02	0.888	154	
2	"	2.39	34	81.26	"	72	
3	"	1.48	2	2.96	"	3	
4	"	1.17	2	2.34	"	2	
5	"	2.30	2	4.60	"	4	
6	"	9.82	14	137.48	"	122	
7	"	8.11	6	48.66	"	43	
8	"	1.63	10	16.30	"	14	
9	"	1.00	6	6.00	"	5	
				φ 12		419	

102

2



BAR SCHEDULE FOR (P1) PIER SHEET 1 / 3

Bar mark	Type size	Length + laps (m)	No.	Total length (m)	Unit weight (kg/m)	Total weight (kg)	Shape (cm)
B1	25	10.96	10	109.60	3.85	422	
B2	"	5.50	8	44.00	"	169	
B3	20	3.20	16	51.20	2.47	127	
B4	16	4.23	29	122.67	1.58	194	
B5	"	1.46	55	80.30	"	127	
B6	"	1.87	55	102.85	"	163	
B7	"	3.04	29	88.16	"	139	
B8	"	3.76	26	97.76	"	154	
B9	"	2.57	26	66.82	"	106	
B10	"	2.15	10	21.50	"	34	
B11	12	9.36	6	56.16	0.888	50	
B12	"	8.00	2	16.00	"	14	
B13	"	8.05	10	80.50	"	71	
B14	"	2.93	57	167.01	"	148	
B15	"	2.94	2	5.88	"	5	



BAR SCHEDULE FOR (P1) PIER SHEET 2 / 3

Bar mark	Type size	Length + laps (m)	No.	Total length (m)	Unit weight (kg/m)	Total weight (kg)	Shape (cm)
B16	12	1.45	6	8.70	0.888	7	15   115
						1930 <sup>kg</sup>	
C1	25	8.70	48	417.60	3.85	1608	240   30
C2	"	4.00	16	64.00	"	246	400
C3	16	2.49	136	338.64	1.58	535	64   114   80
						2389 <sup>kg</sup>	
F1	20	8.80	13	114.40	2.47	283	20   680
F2	"	7.20	25	180.00	"	445	20   680
F3	"	4.80	57	273.60	"	676	100   280
F4	16	3.20	29	92.80	1.58	147	20   280
F5	"	2.99	33	98.67	"	156	105   53   20
F6	"	8.80	12	105.60	"	167	100   680
						1874 <sup>kg</sup>	













BAR SCHEDULE FOR (P2) PIER SHEET 2 / 3

Bar mark	Type size	Length + laps (m)	No.	Total length (m)	Unit weight (kg/m)	Total weight (kg)	Shape (cm)
C1	25	8.90	48	427.20	3.85	1645	
C2	"	4.00	16	64.00	"	246	
C3	16	2.49	136	338.64	1.58	535	
						2426 <sup>kg</sup>	
F1	20	8.80	13	114.40	2.47	283	
F2	"	7.20	25	180.00	"	445	
F3	"	4.80	57	273.60	"	676	
F4	16	3.20	29	92.80	1.58	147	
F5	"	2.99	33	98.67	"	156	
F6	"	8.80	12	105.60	1.58	167	
						1874 <sup>kg</sup>	

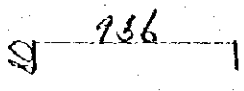
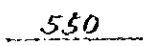
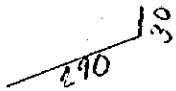
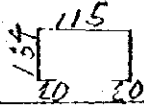
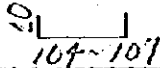


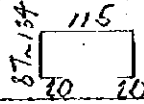


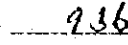
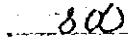
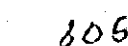










BAR SCHEDULE FOR (P3) PIER SHEET 1 / 3

Bar mark	Type size	Length + laps (m)	No.	Total length (m)	Unit weight (kg/m)	Total weight (kg)	Shape (cm)
B1	25	10.76	10	107.60	3.85	422	
B1	"	5.50	8	44.00	"	169	
B3	20	3.20	16	51.20	2.47	127	
B4	16	4.23	29	122.67	1.58	194	
B5	"	1.46	55	80.30	"	127	
B6	"	1.87	55	101.85	"	163	
B7	"	3.04	29	88.16	"	139	
B8	"	3.76	26	97.76	"	154	
B9	"	2.57	26	66.82	"	106	
B10	"	2.15	10	21.50	"	34	
B11	12	4.36	6	56.16	0.888	50	
B12	"	8.00	2	16.00	"	14	
B13	"	8.05	10	80.50	"	71	
B14	"	2.93	65	190.45	"	169	
B15	"	2.44	2	5.88	"	5	



BAR SCHEDULE FOR P3 PIER SHEET 2 / 3

Bar mark	Type size	Length + laps (m)	No.	Total length (m)	Unit weight (kg/m)	Total weight (kg)	Shape (cm)
B16	12	1.45	6	8.70	0.228	7	15 <sup>115</sup>
						1951 <sup>kg</sup>	
C1	25	4.70	48	465.60	3.85	1793	940 50
C2	"	4.50	16	72.00	"	277	750
C3	16	2.49	169	408.36	1.58	645	64-114 10
						2715 <sup>kg</sup>	
F1	20	3.80	13	114.40	2.47	283	100 <sup>680</sup>
F2	"	7.20	25	180.00	"	445	20 <sup>680</sup>
F3	"	4.80	57	273.60	"	676	180 <sup>280</sup>
F4	16	3.20	29	92.80	1.58	147	20 <sup>280</sup>
F5	16	2.99	33	98.67	"	156	103 <sup>53</sup> 10 20
F6	16	8.80	12	105.60	"	167	100 <sup>680</sup>   100
						1874 <sup>kg</sup>	







§ 2 A1 - ROAD Ov. Br.





BAR SCHEDULE FOR (A) ABUTMENT

Bar mark	Type size	Length + laps (m)	No.	Total length (m)	Unit weight (kg/m)	Total weight (kg)	Shape (cm)
P 1	φ12	4.04	59	238.36	0.888	212	
2	"	2.49	52	129.48	"	115	
3	"	1.47	2	2.94	"	3	
4	"	1.23	2	2.46	"	2	
5	"	2.30	2	4.60	"	4	
6	"	14.83	12	177.96	"	158	
7	"	13.17	6	79.02	"	70	
8	"	1.63	10	16.30	"	14	
9	"	1.00	6	6.00	"	5	
				φ12		583	



BAR SCHEDULE FOR (A) ABUTMENT

Bar mark	Type size	Length + laps (m)	No.	Total length (m)	Unit weight (kg/m)	Total weight (kg)	Shape (mm)
P 1	ϕ12	4.04	59	238.36	0.888	212	
2	"	2.39	52	124.28	"	110	
3	"	1.47	2	2.94	"	3	
4	"	1.23	2	2.46	"	2	
5	"	2.30	2	4.60	"	4	
6	"	19.83	12	177.96	"	158	
7	"	13.17	6	79.02	"	70	
8	"	1.63	10	16.30	"	14	
9	"	1.00	6	6.00	"	5	
				ϕ12		578	

ROAD

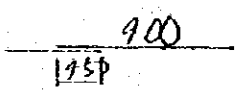
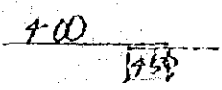

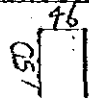
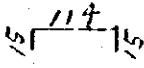


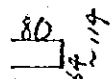
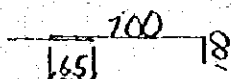

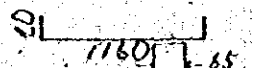


BAR SCHEDULE FOR (P<sub>1</sub>) PIER SHEET 1 / 3

Bar mark	Type size	Length + laps (m)	No.	Total length (m)	Unit weight (kg/m)	Total weight (kg)	Shape (cm)
B 1	32	11.00	8	88.00	6.31	555	
B 2	"	5.61	8	44.88	"	283	
B 3	25	10.80	8	86.40	3.85	333	
B 4	20	3.60	16	57.60	2.47	142	
B 5	16	3.76	26	97.76	1.58	154	
B 6	"	4.23	60	253.80	"	401	
B 7	"	1.72	86	147.92	"	234	
B 8	"	2.74	60	164.40	"	260	
B 9	"	1.20	26	57.20	"	90	
B 10	"	2.15	15	32.25	"	51	
B 11	12	10.00	6	60.00	0.888	53	
B 12	"	4.80	6	28.80	"	26	
B 13	"	9.00	2	18.00	"	16	
B 14	"	4.05	2	8.10	"	7	
B 15	16	1.45	86	124.70	1.58	197	




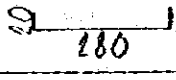
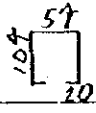
BAR SCHEDULE FOR (P<sub>2</sub>) PIER SHEET 2 / 3

Bar mark	Type size	Length + laps (m)	No.	Total length (m)	Unit weight (kg/m)	Total weight (kg)	Shape (cm)
B 16	12	9.00	10	90.00	0.888	80	
B 17	"	4.00	10	40.00	"	36	
B 18	"	3.45	99	341.55	"	303	
B 19	"	3.46	2	6.92	"	6	
B 20	"	1.44	6	8.64	"	8	
						3 235	
C 1	25	7.90	72	568.80	3.85	2190	
C 2	"	4.00	24	96.00	"	370	
C 3	16	2.99	186	463.14	1.58	732	
						3 292	
F 1	20	8.00	24	192.00	2.47	474	
F 2	"	6.25	24	150.00	"	371	
F 3,4	"	12.65	24	303.60	"	750	



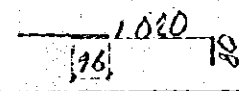

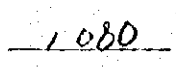
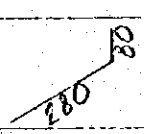

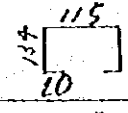
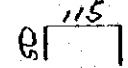

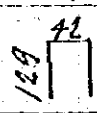
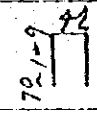
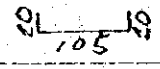
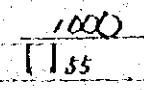
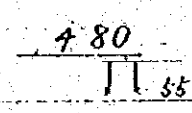
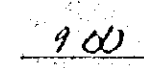
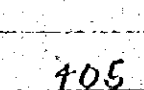


BAR SCHEDULE FOR (P) PIER SHEET 3 / 3

Bar mark	Type size	Length + laps (m)	No.	Total length (m)	Unit weight (kg/m)	Total weight (kg)	Shape (cm)
F5	16	4.80	48	230.40	1.58	364	
F6	"	3.20	95	304.00	"	480	
F7	"	3.02	55	166.10	"	262	
						2701	
				Ø 32		838	
				Ø 25		2893	
				Ø 20		1737	
				Total		5468	
				Ø 16		3225	
				Ø 12		535	
				Total		3760	
				Grand Total		9228	



BAR SCHEDULE FOR (P) PIER SHEET 1 / 3

Bar mark	Type size	Length + laps (m)	No.	Total length (m)	Unit weight (kg/m)	Total weight (kg)	Shape (cm)
B1	32	11.00	10	110.00	6.31	694	
B2	"	5.61	10	56.10	"	354	
B3	25	10.80	10	108.00	3.85	416	
B4	20	3.60	20	72.00	2.47	178	
B5	"	3.76	26	47.76	"	242	
B6	"	4.23	60	253.80	"	629	
B7	"	2.15	15	32.25	"	80	
B8	"	1.07	86	92.02	"	227	
B9	"	3.00	60	180.00	"	445	
B10	"	2.41	26	62.66	"	155	
B11	"	1.45	86	124.70	"	308	
B12	12	10.00	6	60.00	0.888	53	
B13	"	4.80	6	28.80	"	26	
B14	"	9.00	2	18.00	"	16	
B15	"	4.05	2	8.10	"	7	





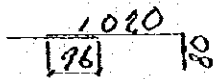
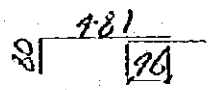
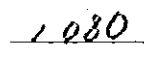

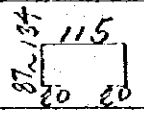
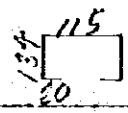
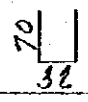
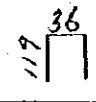
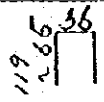
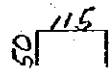
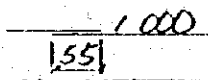












BAR SCHEDULE FOR (P) PIER SHEET 1 / 3

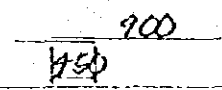

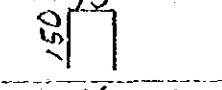

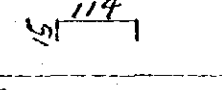
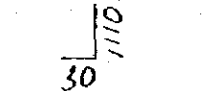

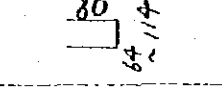
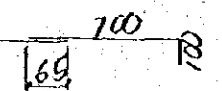
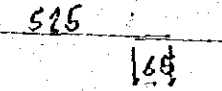

Bar mark	Type size	Length + laps (m)	No.	Total length (m)	Unit weight (kg/m)	Total weight (kg)	Shape (cm)
B1	32	11.00	8	88.00	6.31	555	
B2	"	5.61	8	44.88	"	283	
B3	25	10.80	8	86.40	3.85	333	
B4	20	3.60	16	57.60	2.97	192	
B5	16	3.76	26	97.76	1.58	154	
B6	"	4.23	60	253.80	"	401	
B7	"	1.72	86	147.92	"	234	
B8	"	2.74	60	164.40	"	260	
B9	"	1.20	26	57.60	"	90	
B10	"	2.15	15	32.25	"	51	
B11	12	10.00	15	32.25	0.888	53	
B12	"	4.80	6	28.80	"	26	
B13	"	9.00	4	36.00	"	32	
B14	"	4.05	4	16.20	"	14	
B15	16	1.45	86	114.70	1.58	197	



BAR SCHEDULE

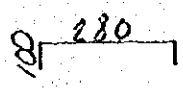
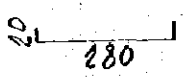
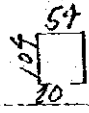
FOR (P) PIER

SHEET 2 / 3

Bar mark	Type size	length + laps (m)	No.	Total length (m)	Unit weight (kg/m)	Total weight (kg)	Shape (cm)
B16	12	9.00	10	90.00	0.888	80	
B17	"	4.00	10	40.00	"	36	
B18	"	3.45	99	341.55	"	303	
B19	"	3.46	2	6.92	"	6	
B20	"	1.44	6	8.64	"	8	
						3258 <sup>kg</sup>	
C1	25	11.40	72	820.80	3.85	3160	
C2	"	5.00	24	120.00	"	462	
C3	16	4.49	258	642.42	1.58	1015	
						4637 <sup>kg</sup>	
F1	20	8.00	24	192.00	2.47	474	
F2	"	6.25	24	150.00	"	371	
F3,4	"	12.65	24	303.60	"	750	



BAR SCHEDULE FOR (P3) PIER SHEET 3 / 3

Bar mark	Type size	Length + laps (m)	No.	Total length (m)	Unit weight (kg/m)	Total weight (kg)	Shape (cm)
F5	16	4.80	48	230.40	1.58	364	
F6	"	3.20	45	304.00	"	480	
F7	"	3.02	55	166.10	"	262	
						2701 <sup>kg</sup>	
				Ø 32		838 <sup>kg</sup>	
				Ø 25		3955 <sup>kg</sup>	
				Ø 20		1737 <sup>kg</sup>	
				Total		6530 <sup>kg</sup>	
				Ø 16		3508 <sup>kg</sup>	
				Ø 12		558 <sup>kg</sup>	
				Total		4066 <sup>kg</sup>	
				Grand Total		10596 <sup>kg</sup>	

