

No 008

JICA
LAAS
74
SDF
LIBRARY

S D F
80 - 16


THE ARAB REPUBLIC OF EGYPT

FEASIBILITY REPORT

ON THE CAIRO-ALEXANDRIA LINE ELECTRIFICATION

FOR

EGYPTIAN RAILWAYS



APPENDIX

DECEMBER, 1979

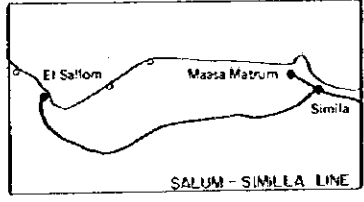
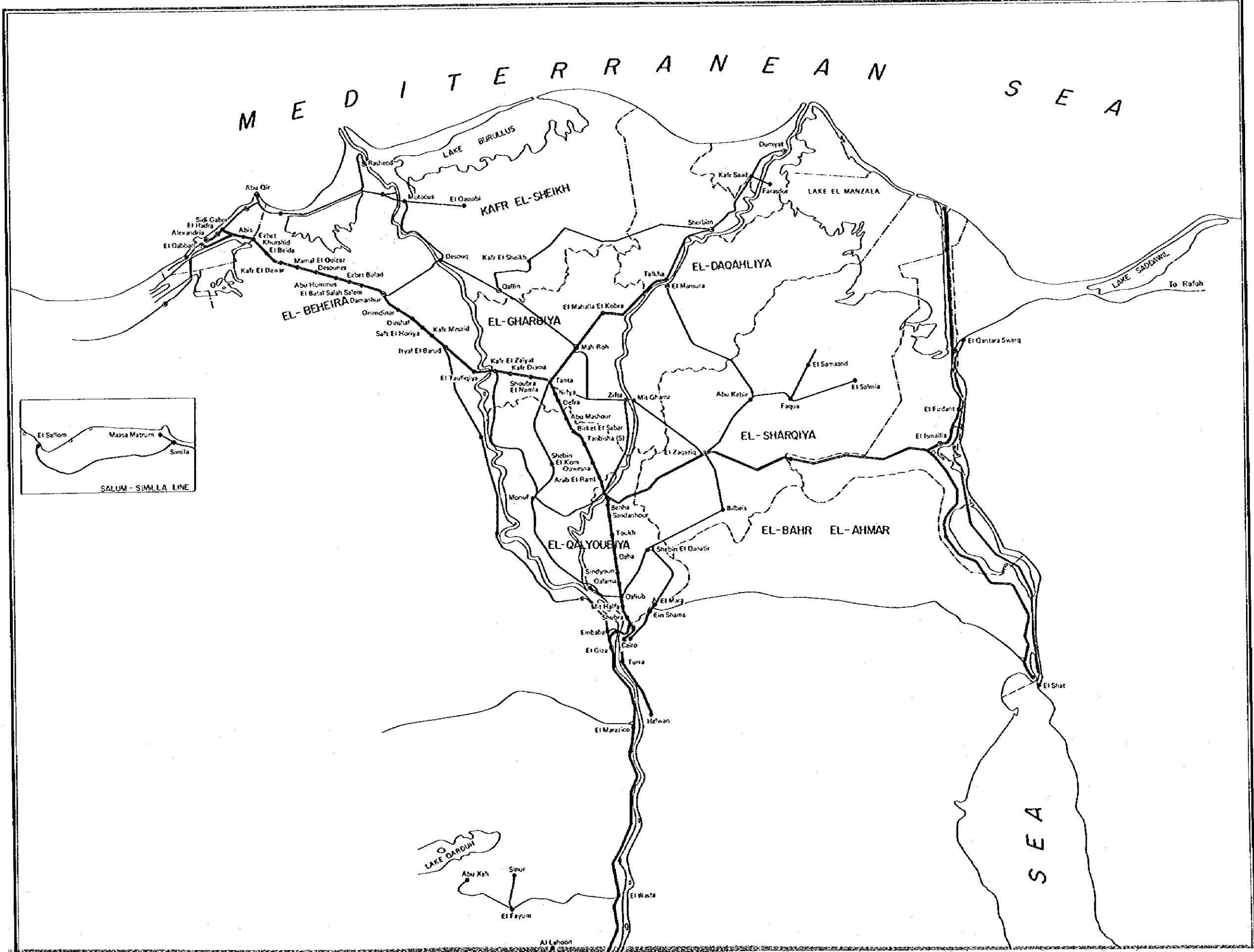
JAPAN INTERNATIONAL COOPERATION AGENCY
(JICA)

国際協力事業団	
受入 月日 584.29.25	L405
登録No. 09054	745 SDF

- CONTENTS -

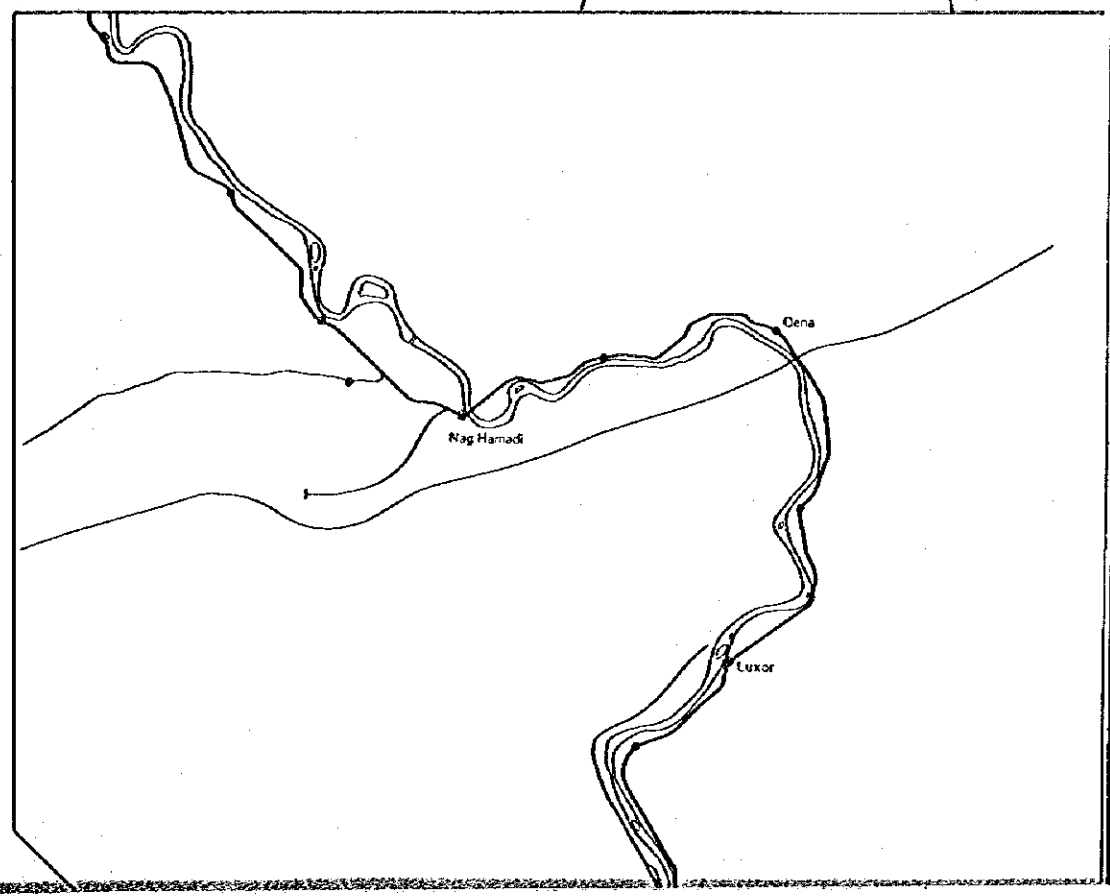
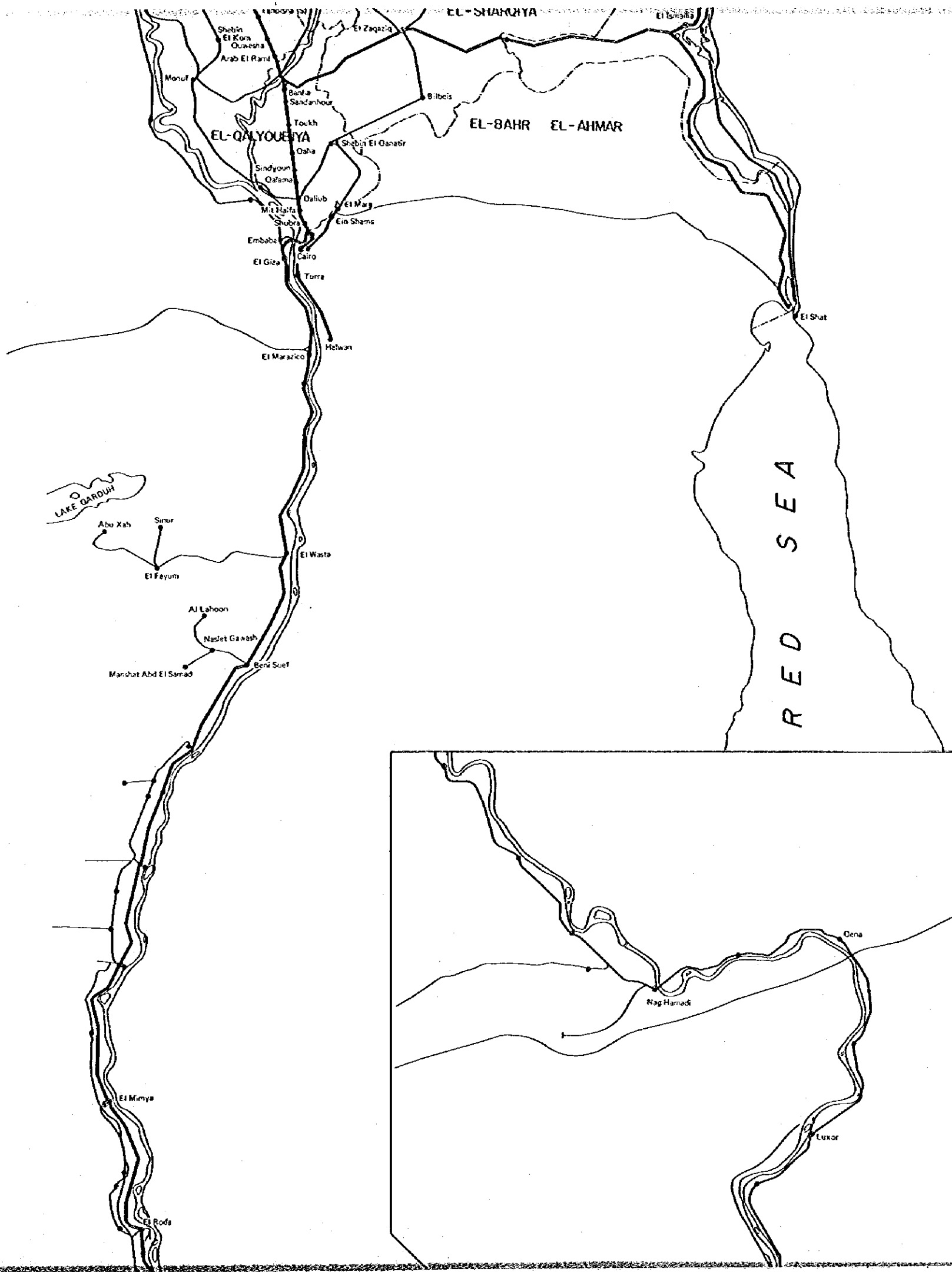
Fig. 1	Egyptian Railway Map	1
Fig. 2	Cairo-Alexandria Line Profile	2
Table 1	Standard Running Time Table of Cairo-Alexandria Line	3
Fig. 3	Cairo-Alexandria Line Train Diagram	5
Fig. 4 (1)	The Scope of Overhead Catenary Erection	6
Fig. 4 (2)	" "	7
Fig. 4 (3)	" "	8
Fig. 4 (4)	" "	9
Fig. 5	Plan of Qaliub Rolling Stock Center	10
Table 2	Financial Table (Example I)	11
Table 3	" (" II)	12
Table 4	" (" III)	13

M E D I T E R R A N E A N S E A



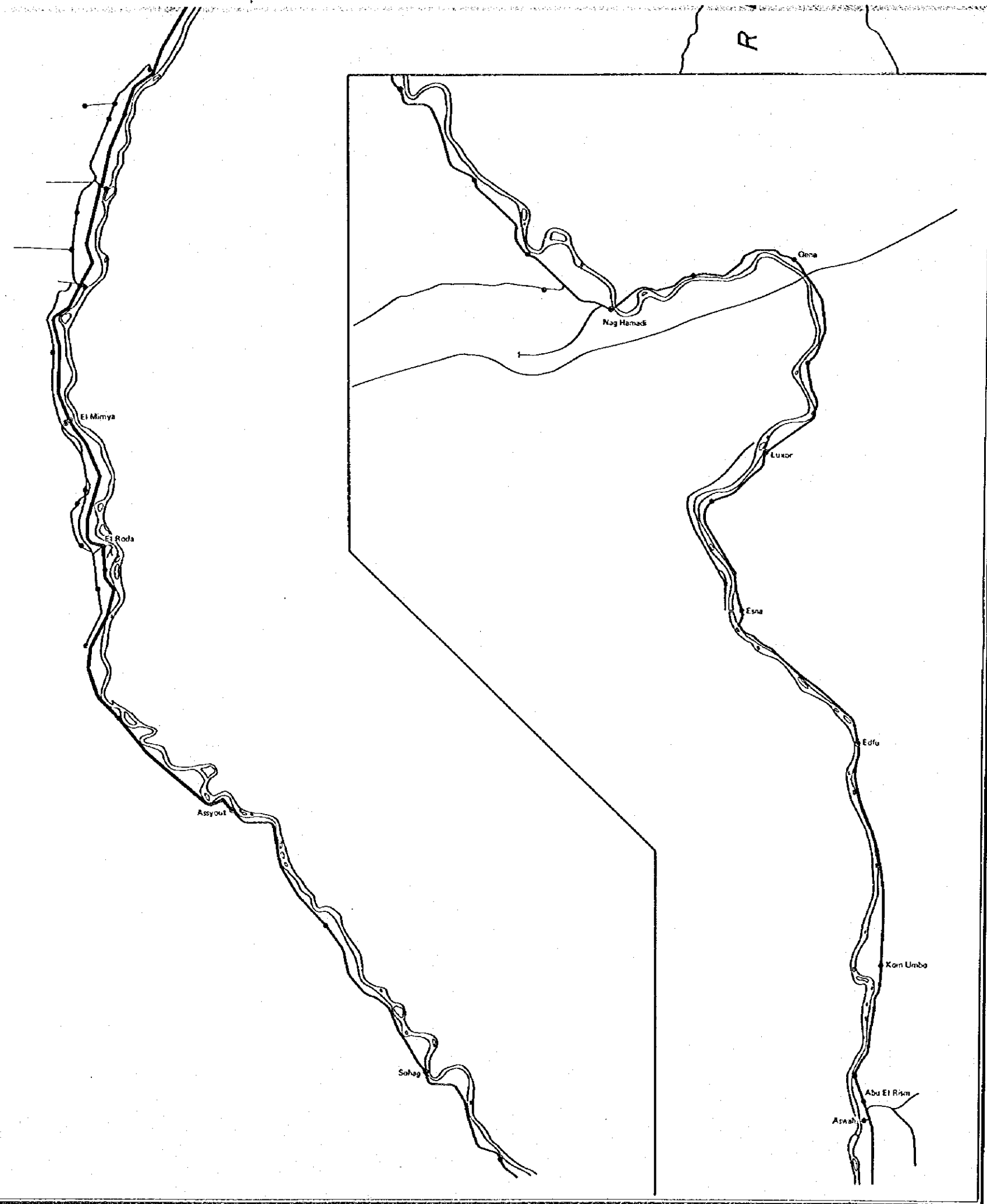
AJ Lehoon

SALUM - SIMILLA LINE



MAP SHOWING
Fig.1 Egyptian Railways

- DOUBLE LINES
- SINGLE LINES
- OASIS RAILWAY



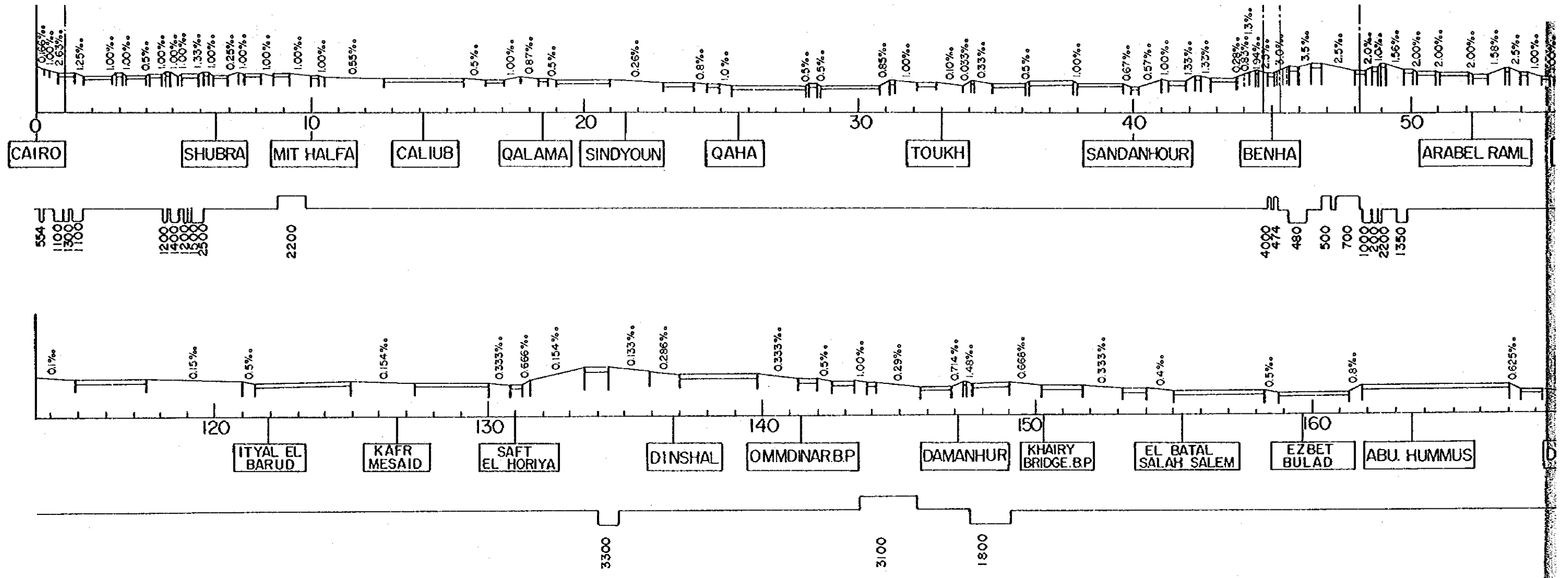


Fig. 2 Cairo

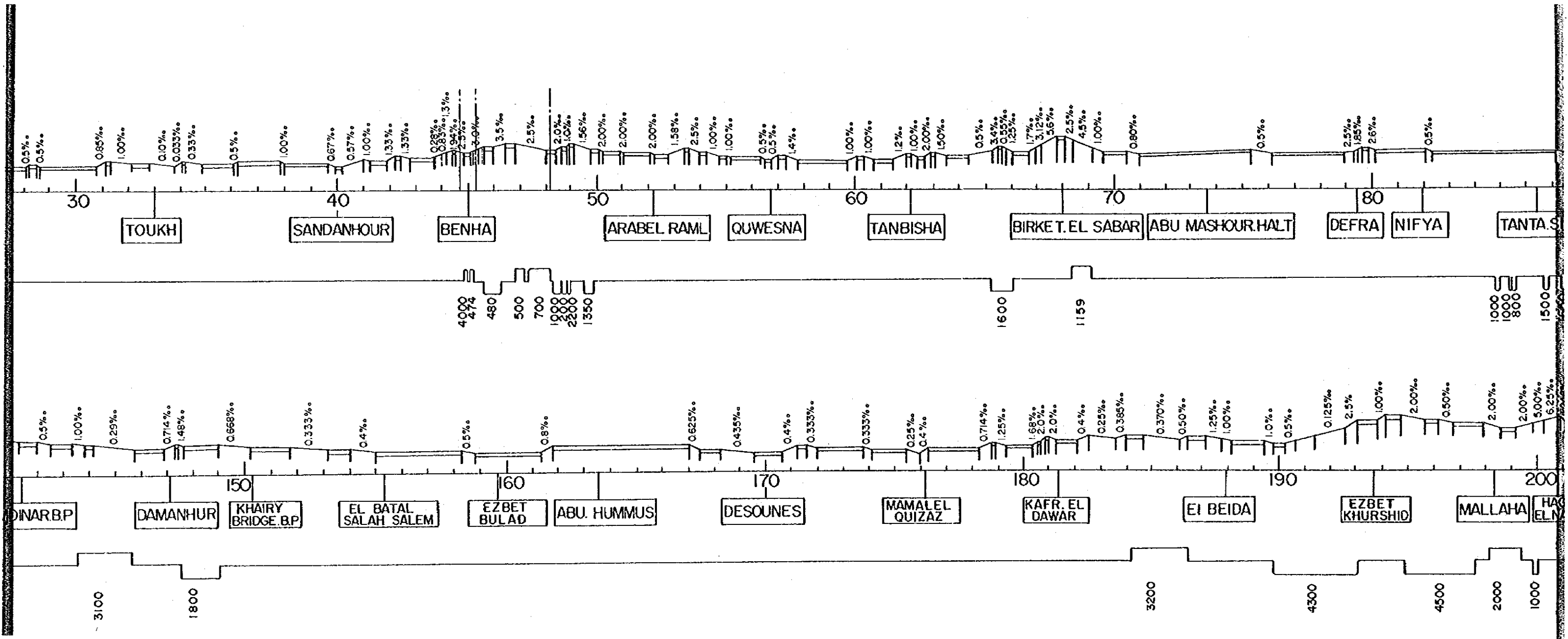
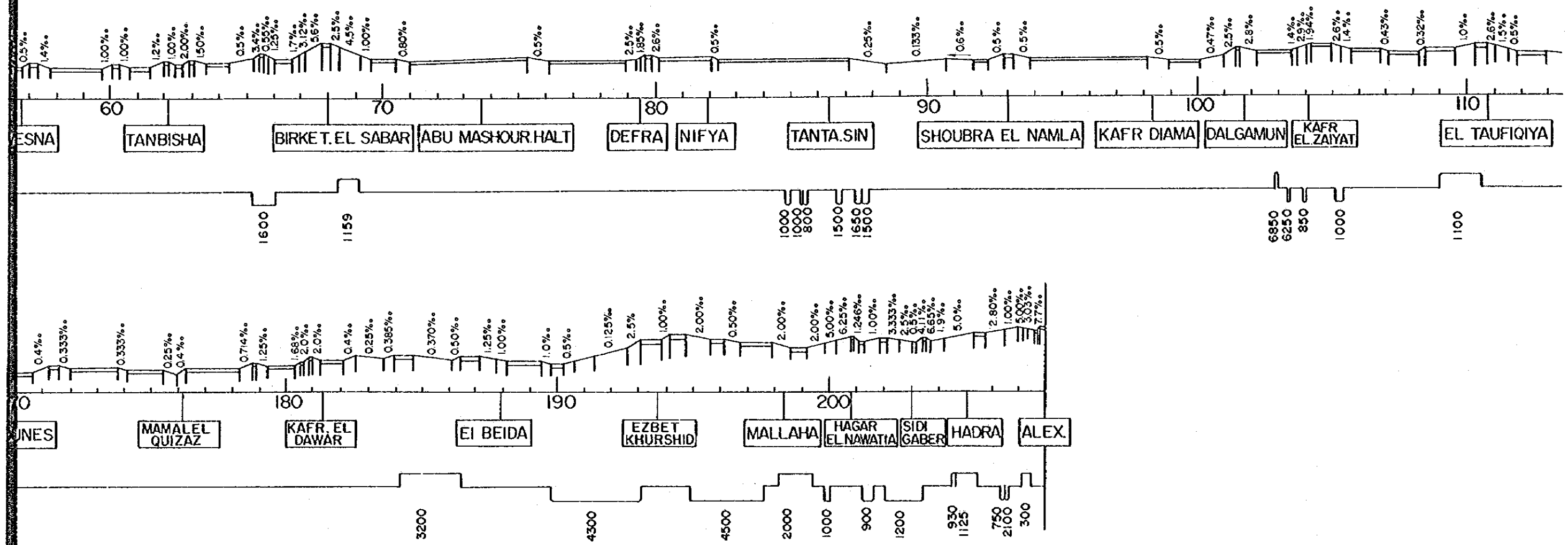


Fig. 2 Cairo - Alexandria Line Profil



Alexandria Line Profil

Fig. 2 Cairo-Alexandria Line Profil

Table 1 Standard Running Time Table of Cairo-Alexandria Line

Down Train			Electric Multiple Unit 3600kW, 720 tons			Up Train			
B-LE	A-LE		Station	Km	Distance Percentages	A-LE		B-LE	
	Calc.	Adjust				Calc.	Adjust		
5.06	↘5.00	5.06	↗5.00	Cairo	0.0	4.18	4.30	4.18	4.30
1.09	↘1.15	1.09	↗1.15	El Tawdeeb (S)	5.0	1.02	1.00↑	1.02	1.00↑
1.48	↘1.45	1.48	↗1.45	Shubra	7.3	1.48	1.45↑	1.48	1.45↑
1.08	↘1.15	1.08	↗1.15	Mit Halfa	11.5	1.06	1.00↑	1.06	1.00↑
1.56	↘2.00	1.56	↗2.00	Qaliub	14.1	1.48	1.45↑	1.48	1.45↑
1.15	↘1.15	1.15	↗1.15	Qalama	18.6	1.12	1.15↑	1.12	1.15↑
1.48	↘1.45	1.48	↗1.45	Sindyoun	21.5	1.52	2.00↑	1.52	2.00↑
3.00	↘3.00	3.00	↗3.00	Qaha	25.7	3.11	3.15↑	3.11	3.15↑
1.19	↘1.15	1.19	↗1.15	Toukh	33.1	1.25	1.30↑	1.36	1.30↑
1.24	↘1.30	1.24	↗1.30	El Safaina (S)	36.7	1.24	1.30↑	1.33	1.30↑
3.16	↘3.15	2.52	↗3.00	Sandanhour	40.1	3.30	3.30↑	4.18	4.30↑
2.24	↘2.30	1.33	↗1.30	Benha (S)	45.0	1.48	1.45↑	2.00	2.00
3.02	↘3.00	3.06	↗3.00	Arab El Raml	52.1	2.36	2.30↑	2.36	2.30↑
2.00	↘2.00	2.00	↗2.00	Qwesna	56.6	1.52	1.45↑	1.52	1.45↑
2.18	↘2.16	2.18	↗2.15	Tanbisha (S)	62.2	2.21	2.15↑	2.21	2.15↑
0.57	↘1.00	0.57	↗1.00	Tukh Tanbisha	64.4	0.55	1.00↑	0.55	1.00↑
1.29	↘1.30	1.29	↗1.30	Birket El Sabar	68.0	1.34	1.30↑	1.34	1.30↑
2.11	↘2.15	2.11	↗2.15	Abu Mashour	73.6	2.23	2.30↑	2.23	2.30↑
2.30	↘2.30	2.30	↗2.30	Defra	79.5	2.47	2.45↑	2.47	2.45↑
1.03	↘1.00	1.03	↗1.00	Nifiya	82.0	1.09	1.15↑	1.12	1.25↑
0.18	↘0.15	0.18	↗0.15	(S) 1	82.8	0.23	0.30↑	0.24	0.30↑
1.09	↘1.00	1.09	↗1.00	(S) 2	85.2	1.09	1.15↑	1.30	1.30↑
1.39	↘1.45	0.42	↗0.45	Tanta	86.4	0.38	0.30↑	1.54	2.00↑
2.00	↘2.00	0.33	↗0.30	(S) 5	87.7	0.35	0.30↑	1.39	1.45
3.00	↘3.00	2.30	↗2.30	Shoubra El Namla	93.0	2.14	2.15↑	2.17	2.15↑
2.27	↘2.30	2.16	↗2.15	Kafr Diama	98.3	2.16	2.15↑	2.16	2.15↑
1.23	↘1.30	1.23	↗1.30	Kobry El Dalgamun (S)	101.6	1.34	1.30↑	1.34	1.30↑
1.10	↘1.15	1.10	↗1.15	Kafr El Zaiyat	104.2	1.07	1.00↑	1.07	1.00↑
0.43	↘0.45	0.43	↗0.45	Kilo 105.750 (S)	105.8	0.52	0.45↑	0.52	0.45↑
1.50	↘1.45	1.50	↗1.45	(S) 1	109.9	1.50	2.00↑	1.50	2.00↑
0.32	↘0.30	0.32	↗0.30	El Taufiqiya	110.8	0.22	0.30↑	0.22	0.30↑
2.00	↘2.00	2.00	↗2.00	Menchat El Nasr (S)	115.8	2.07	2.00↑	2.07	2.00↑
1.20	↘1.15	1.20	↗1.15	Abu Shadi (S)	118.9	1.18	1.30↑	1.18	1.30↑
1.29	↘1.30	1.29	↗1.30	Itval El Barud	122.0	1.17	1.15↑	1.17	1.15↑
2.00	↘2.00	2.00	↗2.00	Kafr Mesaid	127.2	2.10	2.15↑	2.10	2.15↑
1.43	↘1.45	1.43	↗1.45	Saft El Horiva	131.1	1.39	1.45↑	1.39	1.45↑
2.10	↘2.15	2.10	↗2.15	Dinshal	136.8	2.26	2.30↑	2.26	2.30↑
1.55	↘2.00	1.55	↗2.00	Ommidinar	141.3	1.54	2.00↑	2.06	2.00↑
1.57	↘2.00	1.57	↗2.00	(S) 1	145.8	2.16	2.15↑	2.30	2.30↑
1.23	↘1.15	0.57	↗1.00	Damanhur	147.2	0.54	1.00↑	2.03	2.00↑
3.12	↘3.15	1.41	↗1.45	Khairy Bridge (S)	150.4	1.26	1.30↑	2.00	2.00
2.21	↘2.15	2.00	↗2.00	El Batal Salah Salem	155.3	2.08	2.15↑	2.08	2.15↑
2.03	↘2.00	2.03	↗2.00	Ezbet Bulad	159.8	1.52	1.45↑	1.52	1.45↑
1.38	↘1.45	1.38	↗1.45	Abu Hummus	163.6	1.36	1.30↑	1.36	1.30↑
2.40	↘2.45	2.40	↗2.45	Desounes	170.1	2.42	2.45↑	2.42	2.45↑
2.36	↘2.30	2.36	↗2.30	Mamal El Quizaz	176.3	2.39	2.45↑	2.39	2.45↑
2.23	↘2.30	2.23	↗2.30	Kafr El Dawar	181.6	2.12	2.15↑	2.12	2.15↑
2.44	↘2.45	2.44	↗2.45	El Beida	187.7	2.36	2.45↑	2.36	2.45↑
2.15	↘2.15	2.15	↗2.15	Ezbet Khurshid	193.7	2.32	2.30↑	2.32	2.30↑
1.37	↘1.30	1.37	↗1.30	Abis	198.3	2.05	2.00↑	2.05	2.00↑
1.09	↘1.15	1.09	↗1.15	Buheret El Hagar (S)	200.0	1.00	1.00↑	1.00	1.00↑
0.33	↘0.30	0.33	↗0.30	Hagar El Nawatia (S)	201.1	0.40	0.45↑	0.40	0.45↑
0.54	↘1.00	0.54	↗1.00	(S) 1	202.8	1.58	2.00↑	1.58	2.00↑
0.43	↘0.45	0.43	↗0.45	Sidi Gaber	203.1	0.40	0.45↑	0.40	0.45↑
0.53	↘1.00	0.53	↗1.00	(S) 2	203.5	0.57	1.00	0.57	1.00
2.12	↘2.15	2.12	↗2.15	El Hadra	205.1	2.00	2.00↑	2.00	2.00↑
2.13	↘2.15	2.13	↗2.15	(S) 1	207.0	2.12	2.15↑	2.12	2.15↑
1.26	↘1.30	1.26	↗1.30	Alexandria	207.9	1.21	1.30↑	1.21	1.30↑

Express		Semi-Exp.		Local		Distance Between Stations	STATIONS		Express	Semi-Exp.		Local		
Calc.	Adj.	Calc.	Adj.	Calc.	Adj.		Station Name	Km		Calc.	Adj.	Calc.	Adj.	
4.54	↓5.00	4.54	↓5.00	4.54	↓5.00	5.0	Cairo	0.0	5.04	5.00	5.09	5.15	5.09	5.15
1.25	↓1.30	2.10	2.15	2.10	2.15	2.3	El Tawdeeb (S)	5.0	1.15	↑1.15	2.45	↑2.45	2.45	↑2.45
2.18	↓2.15	3.54	↑4.00	4.23	4.30	4.2	Shubra	7.3	2.24	↑2.30	3.06	3.00	4.46	4.45
1.30	↓1.30	1.54	2.00	3.25	3.30	2.6	Mit Halfa	11.5	1.30	↑1.30	3.06	↑3.00	3.33	3.30
2.19	↓2.15	4.06	↑4.00	4.38	4.45	4.5	Qaliub	14.1	2.21	↑2.15	2.55	3.00	4.33	4.30
1.36	↓1.30	1.45	↑1.45	3.32	3.30	2.9	Qalama	18.6	1.36	↑1.30	1.42	↑1.45	3.40	3.45
2.26	↓2.30	3.12	3.15	4.57	5.00	4.2	Sindyoun	21.5	2.18	↑2.15	4.00	↑4.00	4.32	4.30
4.07	↑4.00	6.16	6.15	6.16	6.15	7.4	Qaha	25.7	4.03	↑4.00	6.29	6.30	6.29	6.30
1.45	↓1.45	4.14	↑4.30	4.14	↑4.30	3.6	Toukh	33.1	1.54	↑2.00	2.36	2.30	4.10	4.15
1.52	↓1.45	1.54	↑2.00	3.05	3.00	3.4	El Safaina (S)	36.7	1.48	↑1.45	1.48	↑1.45	3.53	↑4.00
3.33	3.30	3.33	3.30	5.14	5.15	4.9	Sandanhour	40.1	4.24	↑4.30	4.24	↑4.30	4.57	5.00
2.21	↓2.15	2.21	↑2.15	2.21	↑2.15	2.0	Benna (S)	45.0	2.14	2.15	2.15	2.15	2.15	2.15
3.20	↑3.15	3.20	↑3.15	3.49	3.45	5.1	Arab El Raml	47.0	3.07	↑3.00	3.10	↑3.15	4.42	↑4.45
2.22	↓2.30	2.53	3.00	4.33	4.30	4.5	Quwesna	52.1	2.20	↑2.15	4.00	↑4.00	4.30	4.30
3.10	↑3.00	4.33	↑4.30	4.33	↑4.30	5.6	Tanbisha (S)	56.6	3.00	↑3.00	3.34	3.30	3.48	4.00
1.10	↓1.15	1.10	↑1.15	1.48	2.00	3.2	Tukh Tanbisha	62.2	1.12	↑1.15	1.13	↑1.15	2.46	↑2.45
2.13	↓2.15	2.58	3.00	4.26	4.30	3.6	Birket El Sabar	64.4	2.06	↑2.00	3.36	↑3.30	4.12	4.15
2.55	↑3.00	4.18	↑4.15	4.50	4.45	5.6	Abu Mashour	68.0	3.03	↑3.00	3.57	4.00	5.23	5.30
3.13	↑3.15	3.15	↑3.15	5.27	5.30	5.9	Defra	73.6	3.08	↑3.15	3.08	↑3.15	5.20	5.15
1.18	↓1.15	1.18	↑1.15	3.30	3.30	2.5	Nafya	79.5	1.23	↑1.30	1.23	↑1.30	3.30	3.30
0.31	↑0.30	0.31	↑0.30	1.37	↑1.45	0.8	(S) 1	82.0	0.29	↑0.30	0.29	↑0.30	0.57	1.00
1.19	↓1.15	1.19	↑1.15	1.45	↑1.45	2.4	(S) 2	82.8	1.37	↑1.30	1.37	↑1.30	1.39	↑1.45
1.38	1.45	1.38	1.45	1.38	1.45	1.2	Tanta	85.2	1.56	↑2.00	1.56	↑2.00	1.56	↑2.00
1.48	↓1.45	1.48	↑1.45	1.48	↑1.45	1.3	(S) 5	86.4	1.33	1.30	1.33	1.30	1.42	1.45
3.12	↑3.15	3.12	↑3.15	3.42	3.45	5.3	Shoubra El Namla	87.7	2.53	↑3.00	2.53	↑3.00	4.30	↑4.30
2.54	↑3.00	2.54	↑3.00	5.10	5.15	5.3	Kafr Diama	93.0	2.53	↑3.00	2.53	↑3.00	5.07	5.00
1.54	↓2.00	1.54	↑2.00	3.16	↑3.30	3.3	Kobry El Dalgamun (S)	98.3	1.56	↑2.00	2.05	↑2.00	2.33	2.45
1.25	↓1.30	1.55	2.00	2.04	2.15	2.6	Kafr El Zaiyat	101.6	1.20	↑1.15	2.42	↑2.45	2.42	↑2.45
0.56	↓1.00	2.12	↑2.15	2.12	↑2.15	1.6	Kilo 105.750 (S)	104.2	1.02	↑1.00	1.30	1.30	1.30	1.30
2.12	↓2.15	2.29	↑2.30	2.29	↑2.30	4.1	(S) 1	105.8	2.16	↑1.15	2.45	↑2.45	2.45	↑2.45
0.35	↑0.30	1.03	1.00	1.03	1.00	0.9	El Taufiqiya	109.9	0.27	↑0.30	1.36	↑1.30	1.36	↑1.30
2.40	↓2.45	4.14	↑4.15	4.14	↑4.15	5.0	Menchat El Nasr (S)	110.8	2.51	↑2.45	3.15	3.15	3.15	3.15
1.42	↓1.45	1.43	↑1.45	1.43	↑1.45	3.1	Abu Shadi (S)	115.8	1.42	↑1.45	1.43	↑1.45	1.43	↑1.45
1.54	↑2.00	2.24	2.30	2.24	2.30	3.1	Itval El Barud	118.9	1.39	↑1.45	3.16	↑3.15	3.16	↑3.15
2.47	↑2.45	4.18	↑4.15	4.51	5.00	5.2	Kafr Mesaid	122.0	2.51	↑2.45	3.19	3.15	5.15	5.15
2.12	↓2.15	2.13	↑2.15	4.22	4.30	3.9	Saft El Horiya	127.2	2.06	↑2.00	2.06	↑2.00	4.15	4.15
3.00	↑3.00	3.00	↑3.00	5.17	5.15	5.7	Dinshal	131.1	3.10	↑3.15	3.10	↑3.15	5.21	5.15
2.30	↑2.30	2.30	↑2.30	4.32	4.30	4.5	Oummdinar (S) 1	136.8	2.27	↑2.30	2.27	↑2.30	4.38	4.45
2.27	↓2.30	2.27	↑2.30	4.03	↑4.00	4.5	Damanhur	141.3	2.48	↑2.45	2.48	↑2.45	3.21	3.15
1.27	↓1.30	1.27	1.30	1.20	1.15	1.4	Khairy Bridge (S)	145.8	2.00	↑2.00	2.00	↑2.00	2.00	↑2.00
3.06	↑3.00	3.06	↑3.00	3.06	↑3.00	3.2	El Batal Salah Salem	147.2	2.21	2.15	2.21	2.15	2.21	2.15
2.45	↑2.45	2.45	↑2.45	3.16	3.15	4.9	Ezbet Bulad	150.4	2.39	↑2.45	2.39	↑2.45	4.15	↑4.15
2.52	↑2.30	2.30	↑2.30	4.45	4.45	4.5	Abu Hummus	155.3	2.33	↑2.30	2.37	↑2.30	4.39	4.45
2.06	↑2.00	2.34	2.30	4.10	4.15	3.8	Desounes	159.8	2.07	↑2.00	3.41	↑3.45	4.10	4.15
3.29	↑3.30	5.06	↑5.00	5.38	5.45	6.5	Mamal El Quizaz	163.6	3.26	↑3.30	3.57	4.00	5.36	5.30
3.25	↑3.30	3.25	↑3.30	5.34	5.30	6.2	Kafr El Dawar	170.1	3.25	↑3.30	3.25	↑3.30	5.37	5.45
2.51	↑2.45	3.19	3.15	5.00	5.00	5.3	El Reida	176.3	2.50	↑2.45	4.30	↑4.33	5.00	5.00
3.46	↑3.45	5.23	↑5.30	5.50	5.45	6.1	Ezbet Khurshid	181.6	3.42	↑3.45	4.14	4.15	5.52	5.45
2.58	↑3.00	2.58	↑3.00	5.09	5.15	6.0	Abis	187.7	3.01	↑3.00	3.01	↑3.00	5.12	5.15
2.12	↓2.15	2.12	↑2.15	4.17	4.15	4.6	Buheret El Hagar (S)	193.7	2.06	↑2.00	2.06	↑2.00	4.20	4.15
1.15	↓1.15	1.15	↑1.15	2.39	↑2.45	1.7	Hagar El Nawatia (S)	198.3	1.16	↑1.15	1.16	↑1.15	1.54	2.00
0.36	↑0.30	0.36	↑0.30	0.42	↑0.45	1.1	(S) 1	200.0	0.44	↑0.45	0.44	↑0.45	0.44	↑0.45
0.57	↑1.00	0.57	↑1.00	1.02	↑1.00	1.7	Sidi Gaber	201.1	1.51	↑1.45	1.51	↑1.45	1.51	↑1.45
0.48	0.45	0.48	0.45	0.48	0.45	0.3	(S) 2	202.8	0.39	↑0.45	0.39	↑0.45	0.39	↑0.45
0.51	↑0.45	0.51	↑0.45	0.51	↑0.45	0.4	El Hadra	203.1	1.00	1.00	1.00	1.00	1.00	1.00
2.15	↑2.15	2.15	↑2.15	2.25	2.30	1.6	(S) 1	203.5	2.24	↑2.30	2.24	↑2.30	2.36	↑2.30
2.16	↑2.15	2.16	↑2.15	2.51	↑2.45	1.9	Alexandria	205.1	2.03	↑2.00	2.03	↑2.00	2.30	2.30
1.33	1.30	1.33	1.30	1.33	1.30	0.9		207.0	1.21	↑1.30	1.21	↑1.30	1.21	↑1.30

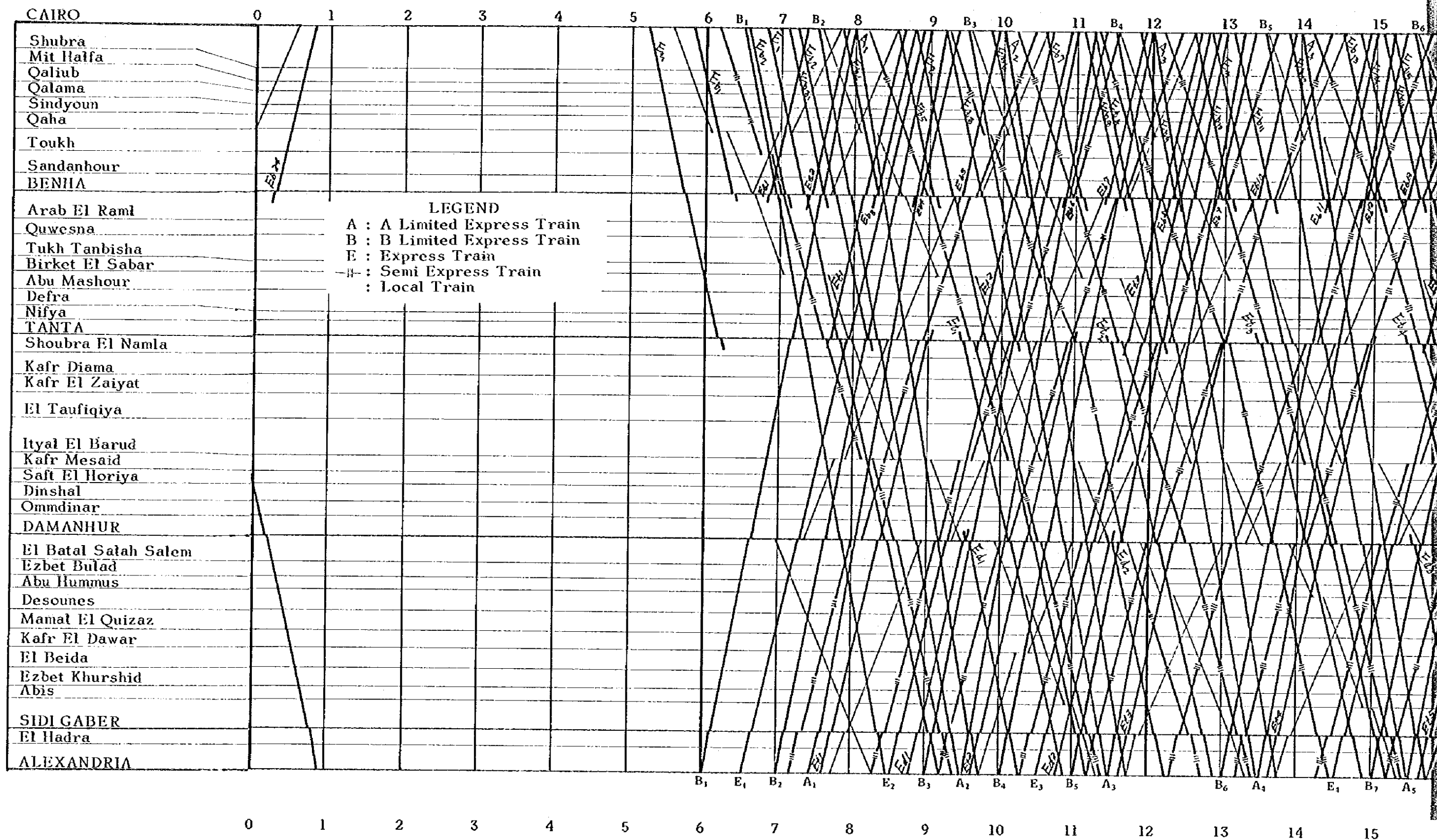
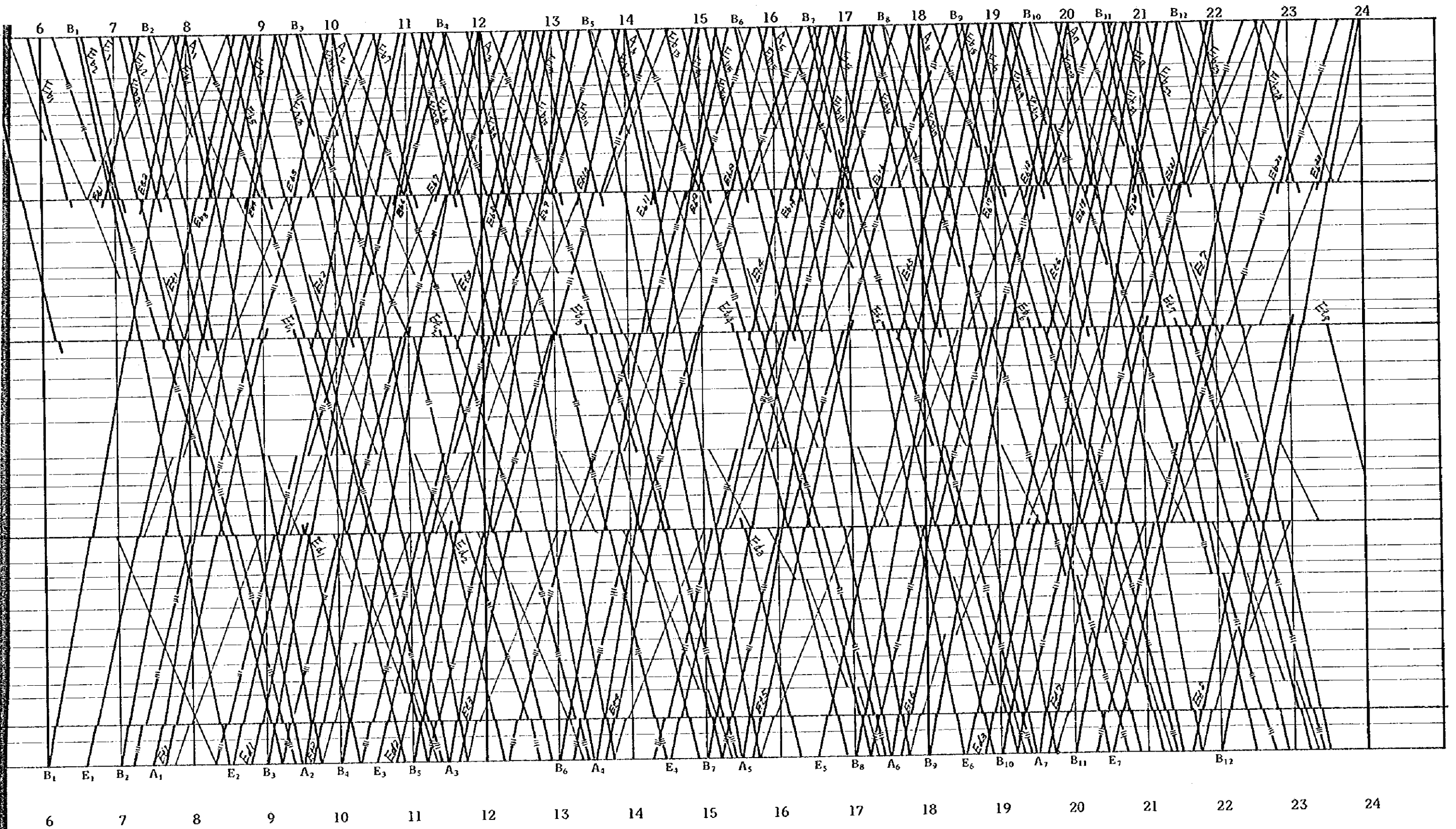


Fig. 3 Cairo-Alexandria Line Train Diagram



Note; This diagram includes only the time schedule of the EMU trains and the EL-hauled passenger trains.

Fig. 3 Cairo-Alexandria Line Train Diagram

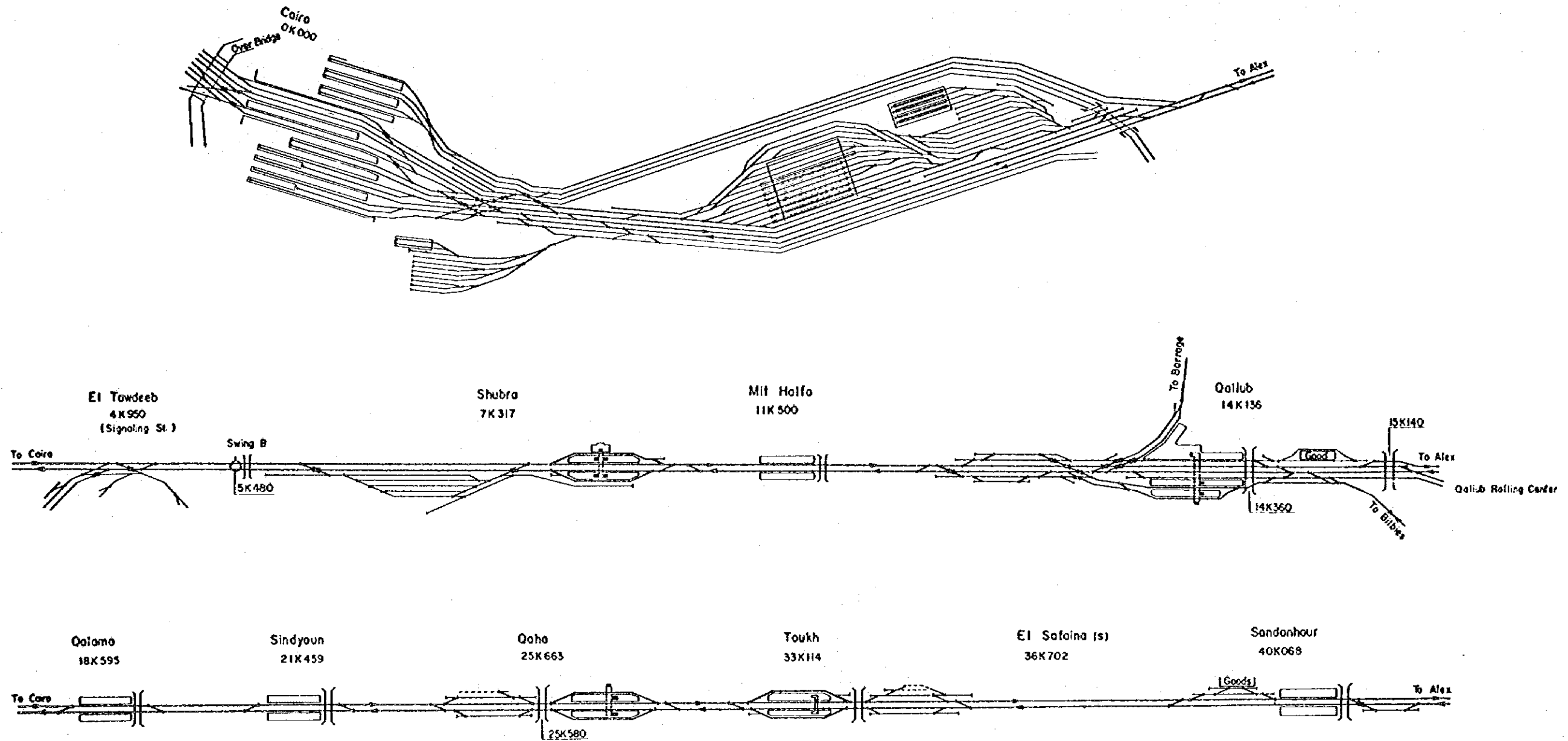


Fig.4 (I) The Scope of Overhead Catenary Erection

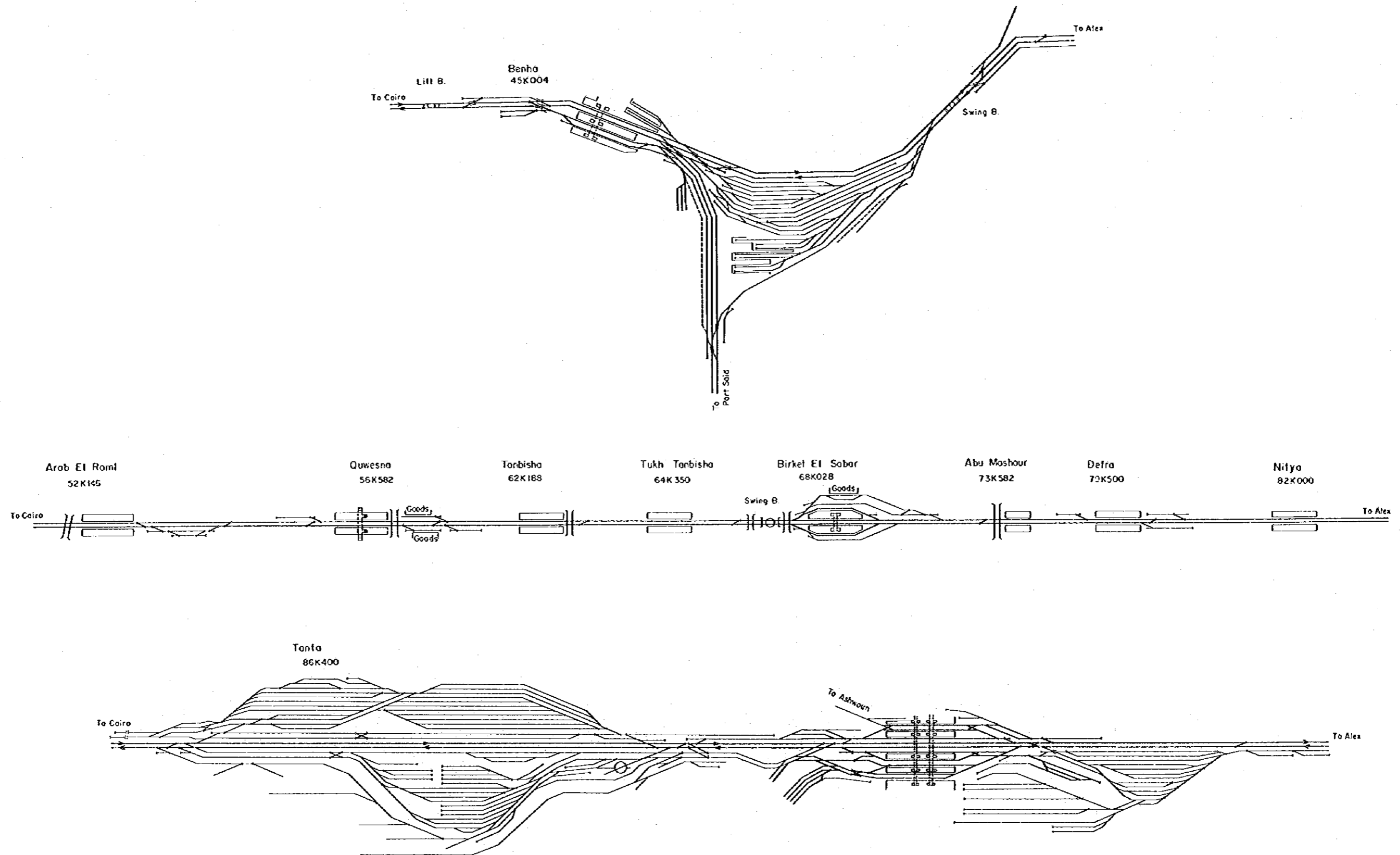


Fig.4 (2) The Scope of Overhead Catenary Erection

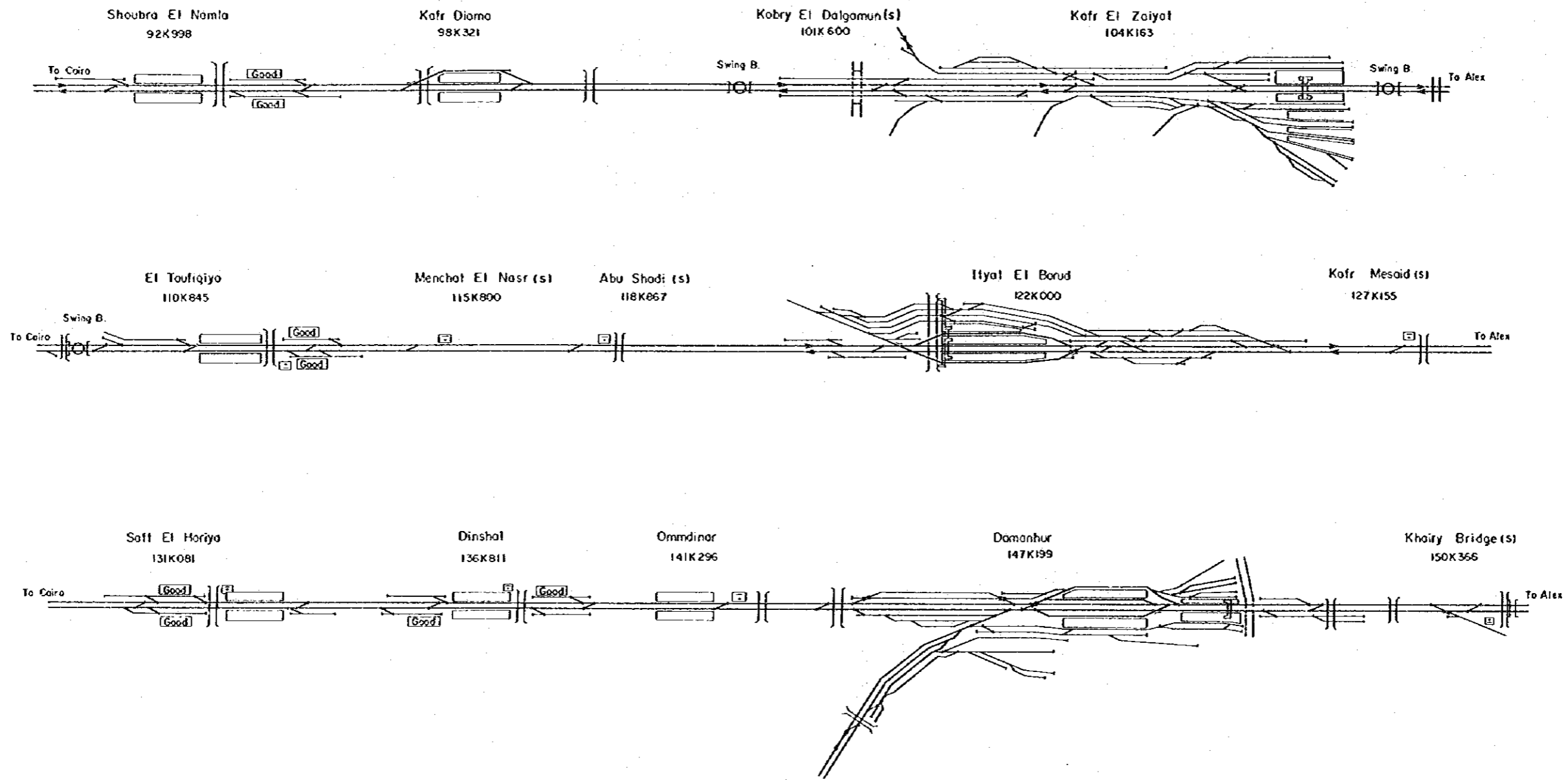


Fig.4(3) The Scope of Overhead Catenary Erection

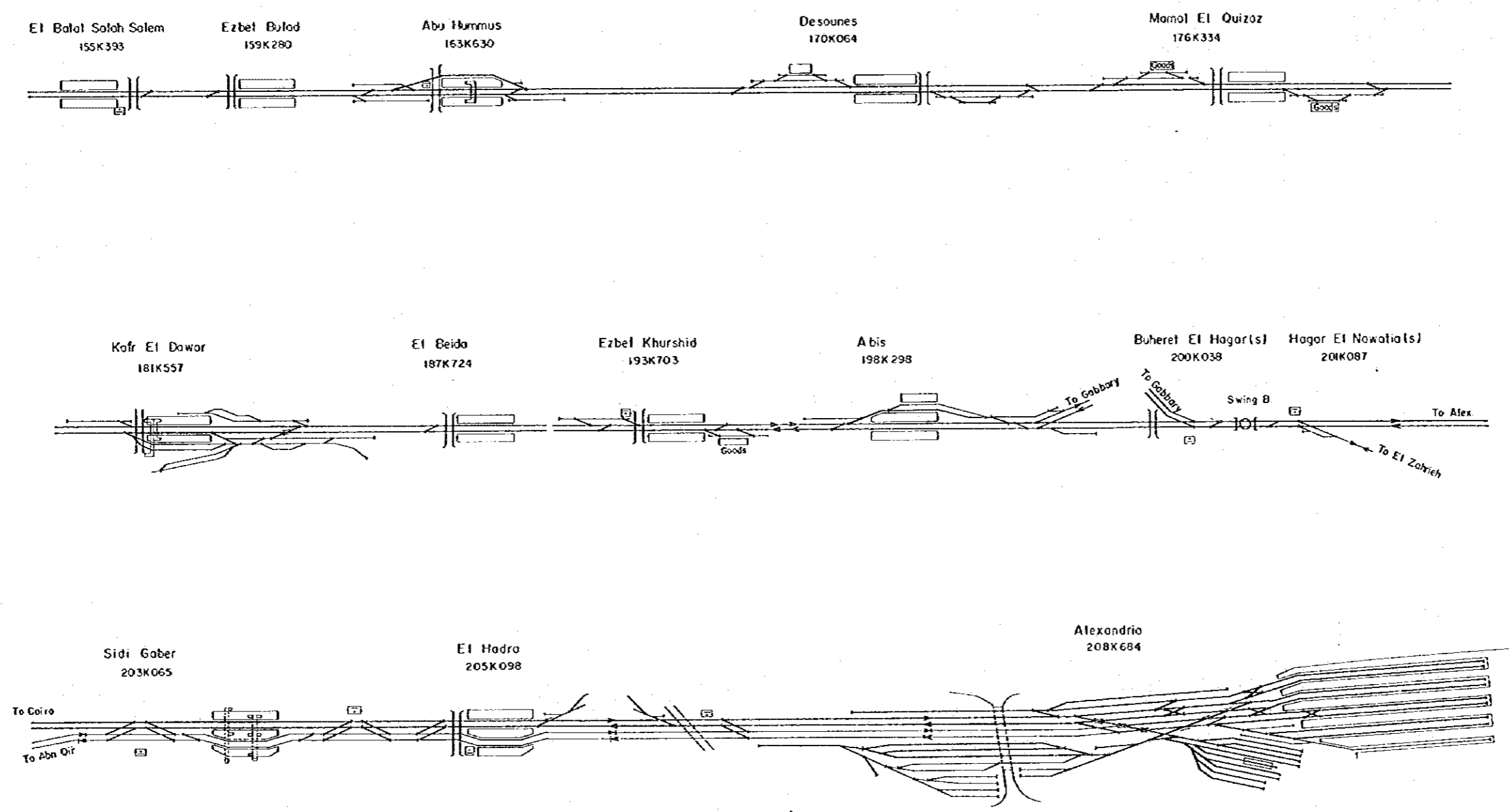
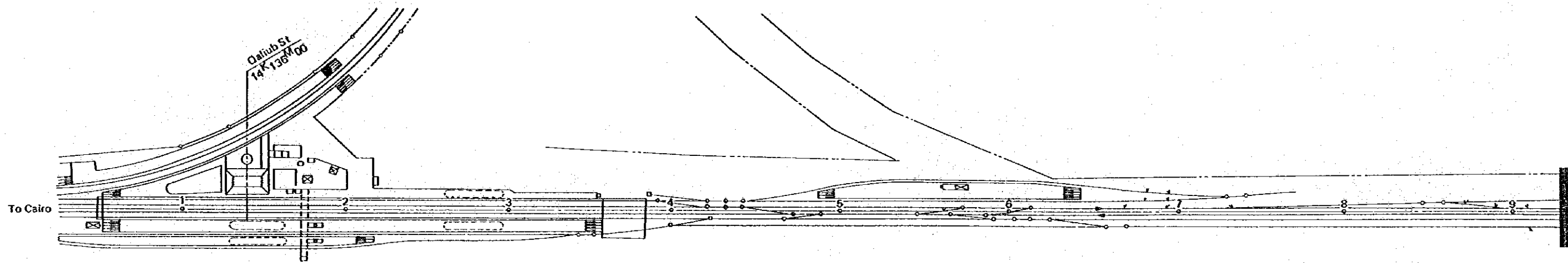
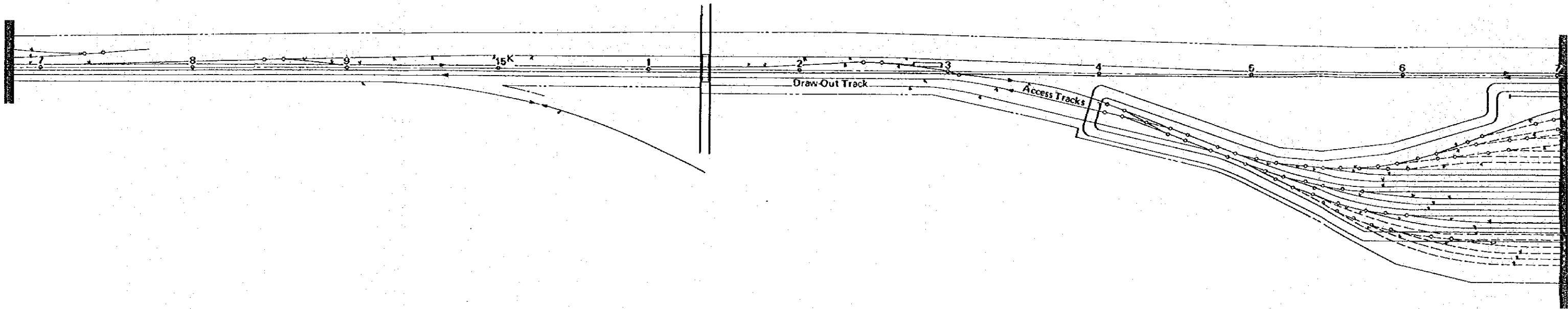


Fig.4(4). The Scope of Overhead Catenary Erection





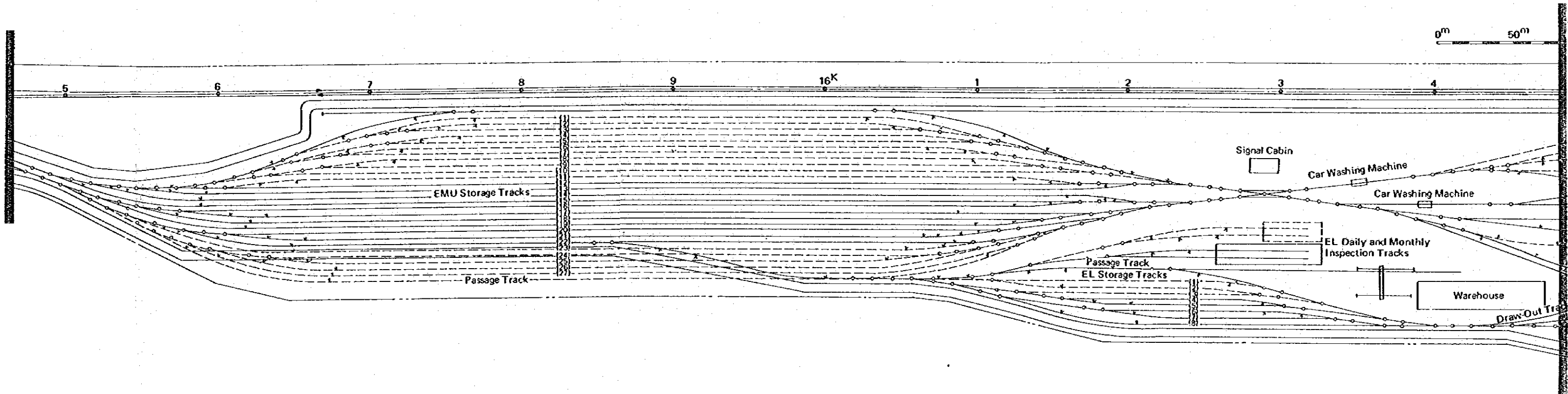


Fig. 5 Plan of Qaliub Rolling Stock Center

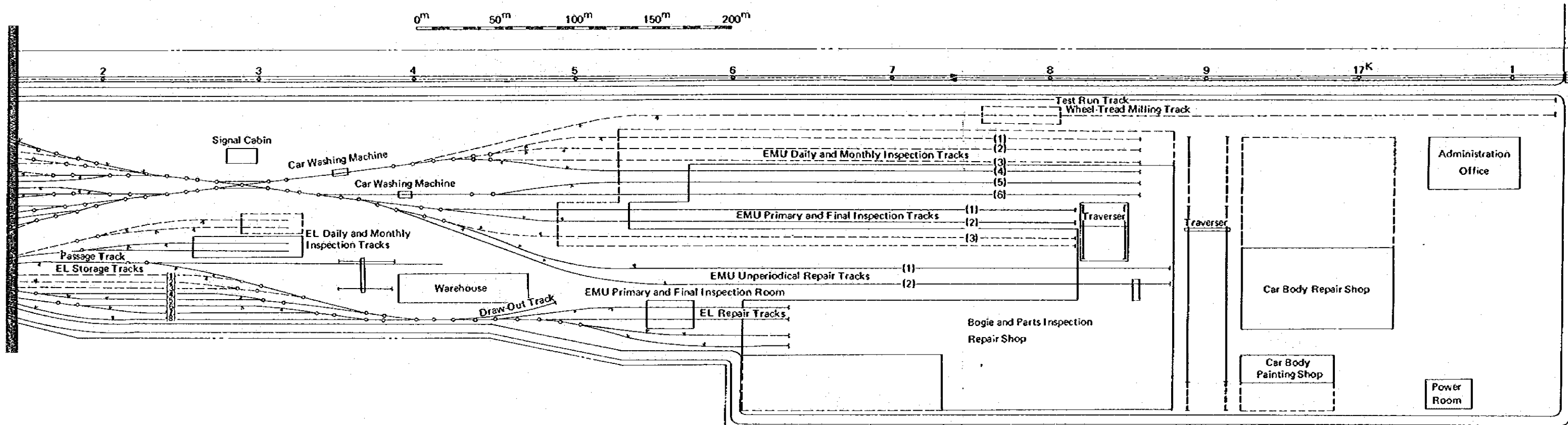


Fig. 5 Plan of Qaliub Rolling Stock Center

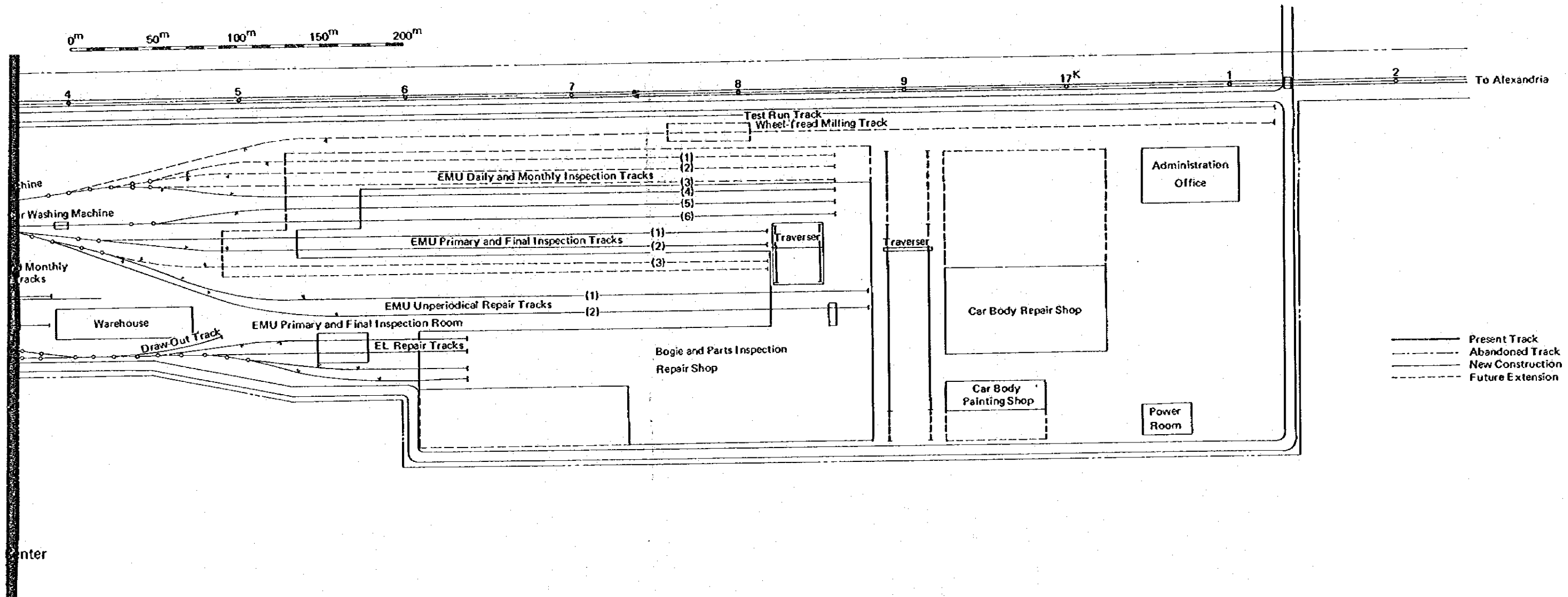


Fig. 5 Plan of Qaliub Rolling Stock Center

Table 2 Financial Table (Example 1)

	1979	1980	1981	1982	1983	1984	1985	1986	1987	1988	1989	1990	1991	1992	1993	1994	1995
** PROFIT AND LOSS **																	
Revenue	0.00	0.00	0.00	0.00	0.00	33.40	34.70	36.30	45.50	47.40	49.10	61.30	63.80	66.40	83.40	86.70	90.40
Expense	1.34	1.34	1.34	1.34	1.34	75.13	77.16	79.08	80.98	80.97	78.74	78.60	77.75	77.12	77.88	107.95	111.50
Operating Cost	0.00	0.00	0.00	0.00	0.00	9.65	10.52	11.31	12.32	13.22	14.39	15.64	16.79	18.24	19.80	21.47	23.29
Depreciation	1.34	1.34	1.34	1.34	1.34	20.46	20.46	20.46	20.46	20.56	15.98	15.98	15.98	15.61	16.09	24.12	24.90
Interest	0.00	0.00	0.00	0.00	0.00	45.03	46.19	47.31	48.21	47.19	48.37	46.98	44.99	43.27	41.99	62.36	63.30
Net Income	-1.34	-1.34	-1.34	-1.34	-1.34	-41.73	-42.46	-42.78	-35.48	-33.57	-29.64	-17.30	-13.95	-10.72	5.52	-21.25	-21.10
** CASH FLOW **																	
Net Income	-1.34	-1.34	-1.34	-1.34	-1.34	-41.73	-42.46	-42.78	-35.48	-33.57	-29.64	-17.30	-13.95	-10.72	5.52	-21.25	-21.10
Depreciation	1.34	1.34	1.34	1.34	1.34	20.46	20.46	20.46	20.46	20.56	15.98	15.98	15.98	15.61	16.09	24.12	24.90
Debt	2.20	32.55	44.10	78.70	268.81	25.49	30.44	38.08	53.62	81.10	49.05	36.80	38.90	47.79	221.78	65.67	77.40
Local Currency	0.20	17.91	15.81	22.40	31.49	0.00	0.00	0.00	1.10	18.80	0.00	0.00	3.30	7.90	11.40	6.70	16.00
Foreign Currency	2.00	14.64	28.30	56.29	235.65	0.00	0.00	0.00	2.10	13.90	0.00	0.00	0.40	6.40	193.60	23.20	27.50
Short-Term Borrowing	0.00	0.00	0.00	0.02	1.68	25.49	30.44	38.08	50.42	48.40	49.05	36.80	35.20	33.49	16.78	35.77	33.90
Total	2.20	32.55	44.10	78.70	268.81	4.21	8.44	15.75	38.59	68.09	35.39	35.48	40.92	52.68	243.38	68.54	81.10
Investment	2.20	32.30	41.20	71.60	252.70	0.00	0.00	0.00	3.20	32.70	0.00	0.00	3.70	14.30	205.00	29.90	43.50
Rolling Stock	0.00	0.00	0.00	0.00	180.10	0.00	0.00	0.00	0.00	32.70	0.00	0.00	0.00	0.00	180.80	0.00	0.00
Others Infra-Structure	2.20	21.70	41.20	71.60	72.60	0.00	0.00	0.00	3.20	0.00	0.00	0.00	0.40	14.30	24.20	24.70	38.00
Land	0.00	10.60	0.00	0.00	0.00	0.00	0.00	0.00	0.00	0.00	0.00	0.00	3.30	0.00	0.00	5.20	5.50
Deferred Assets	0.00	0.25	2.90	7.09	14.43	0.00	0.00	0.00	0.00	0.00	0.00	0.00	0.00	0.00	0.00	0.00	0.00
Repayment	0.00	0.00	0.00	0.02	1.68	4.21	8.44	15.75	35.39	35.39	35.39	35.48	37.22	38.38	38.38	38.64	37.60
Local Currency	0.00	0.00	0.00	0.02	1.51	2.83	4.69	7.32	7.32	7.32	7.32	7.41	8.91	8.91	8.91	9.23	8.40
Foreign Currency	0.00	0.00	0.00	0.00	0.17	1.39	3.74	8.44	28.07	28.07	28.07	28.07	28.25	29.41	29.41	29.41	29.20
Short-Term Borrowing	0.00	0.00	0.00	0.00	0.00	0.00	0.00	0.00	0.00	0.00	0.00	0.00	0.00	0.00	0.00	0.00	0.00
Surplus	0.00	-0.00	-0.00	-0.00	-0.00	0.00	-0.00	0.00	-0.00	0.00	-0.00	0.00	-0.00	0.00	0.00	0.00	0.00
** BALANCE SHEET **																	
Cash Deposit	0.00	-0.00	-0.00	-0.00	-0.00	-0.00	-0.00	-0.00	-0.00	-0.00	-0.00	-0.00	-0.00	-0.00	-0.00	-0.00	-0.00
Fixed Assets	15.40	46.36	86.22	156.48	407.84	392.32	376.80	361.28	348.96	366.03	350.05	334.08	321.80	320.50	509.41	515.19	533.70
Reused Assets	13.20	11.80	10.52	9.18	7.84	6.50	5.16	3.82	2.48	1.14	0.76	0.38	0.00	0.00	0.00	0.00	0.00
Rolling Stock	0.00	0.00	0.00	0.00	0.00	172.90	165.69	158.49	151.28	176.78	168.27	159.76	151.24	142.73	315.02	299.23	283.50
Others Infra-Structure	0.00	0.00	0.00	0.00	0.00	202.32	195.35	189.37	184.59	177.51	170.43	163.34	156.65	163.86	180.49	196.81	225.60
Land	0.00	10.60	10.60	10.60	10.60	10.60	10.60	10.60	10.60	10.60	10.60	10.60	13.90	13.90	13.90	19.10	24.60
Work in Progress	2.20	23.90	65.10	136.70	389.40	0.00	0.00	0.00	0.00	0.00	0.00	0.00	0.00	0.00	0.00	0.00	0.00
Deferred Assets	0.00	0.25	3.15	10.24	24.68	19.74	14.81	9.87	4.94	-0.00	-0.00	-0.00	-0.00	-0.00	-0.00	-0.00	-0.00
Total	15.40	46.61	89.37	166.72	432.52	412.06	391.60	371.15	353.89	366.03	350.05	334.08	321.80	320.50	509.41	515.19	533.70
Debt	2.20	34.75	78.85	157.54	424.68	445.95	467.96	490.28	508.51	554.22	567.88	569.20	570.80	580.29	763.68	730.71	830.40
Local Currency	0.20	18.11	33.92	56.29	86.27	83.45	78.75	71.44	65.22	76.70	69.39	61.98	56.30	55.23	57.65	55.12	62.70
Foreign Currency	2.00	16.64	44.94	101.23	336.71	335.32	331.58	323.14	297.17	283.00	254.92	226.85	199.00	176.00	340.19	333.98	332.20
Short-Term Borrowing	0.00	0.00	0.00	0.02	1.69	27.18	57.63	95.70	146.12	194.52	243.57	280.37	315.57	349.06	365.84	401.61	435.50
Capital	14.54	14.54	14.54	14.54	14.54	14.54	14.54	14.54	14.54	14.54	14.54	14.54	14.54	14.54	14.54	14.54	14.54
Other Capital	-1.34	-2.68	-4.02	-5.36	-6.70	-8.43	-9.09	-133.67	-169.16	-202.73	-232.37	-249.66	-263.61	-274.33	-268.81	-290.06	-311.20
Total	15.40	46.61	89.37	166.72	432.52	412.06	391.60	371.15	353.89	366.03	350.05	334.08	321.80	320.50	509.41	515.19	533.70

Table 2 Financial Table (Example 1)

(Unit: Million LE)

	1986	1987	1988	1989	1990	1991	1992	1993	1994	1995	1996	1997	1998	1999	2000	2001	2002	2003	TOTAL	
5																				
0	36.30	45.50	47.40	49.10	61.30	63.80	66.40	83.40	86.70	90.40	113.00	117.60	122.60	152.90	159.30	166.10	207.70	215.90	1953.50	
6	79.08	80.98	80.97	78.74	78.60	77.75	77.12	77.88	107.95	111.59	116.94	118.22	118.62	149.91	149.05	148.36	148.46	144.01	2103.22	
2	11.31	12.32	13.22	14.39	15.64	16.79	18.24	19.80	21.47	23.29	25.52	27.64	29.91	32.70	35.37	38.60	42.90	45.87	465.15	
6	20.46	20.46	20.56	15.98	15.98	15.98	15.61	16.09	24.12	24.95	26.21	26.82	27.46	35.93	35.93	35.93	35.93	36.02	498.01	
9	47.31	48.21	47.19	48.37	46.98	44.99	43.27	41.99	62.36	63.35	65.21	63.76	61.24	81.28	77.76	73.83	69.63	62.12	1140.07	
6	-42.78	-35.48	-33.57	-29.64	-17.30	-13.95	-10.72	5.52	-21.25	-21.19	-3.94	-0.62	3.98	2.99	10.25	17.74	59.24	71.89	-149.72	
6	-42.78	-35.48	-33.57	-29.64	-17.30	-13.95	-10.72	5.52	-21.25	-21.19	-3.94	-0.62	3.98	2.99	10.25	17.74	59.24	71.89	-149.72	
6	20.46	20.46	20.56	15.98	15.98	15.98	15.61	16.09	24.12	24.95	26.21	26.82	27.46	35.93	35.93	35.93	35.93	36.02	498.01	
4	38.08	53.62	81.10	49.05	36.80	38.90	47.79	221.78	65.67	77.41	32.44	42.29	225.19	0.00	0.00	0.00	2.80	117.20	1612.42	
0	0.00	1.10	18.80	0.00	0.00	3.30	7.90	11.40	6.70	16.00	4.20	7.90	20.60	0.00	0.00	0.00	0.00	2.00	208.60	
0	0.00	2.10	13.90	0.00	0.00	0.40	6.40	193.60	23.20	27.50	13.90	11.50	191.00	0.00	0.00	0.00	0.80	96.30	917.48	
4	38.08	50.42	48.40	49.05	36.80	35.20	33.49	16.78	35.77	33.91	14.34	22.89	13.59	0.00	0.00	0.00	0.00	0.00	486.34	
4	15.75	38.59	68.09	35.39	35.46	40.92	52.68	243.38	68.54	81.17	54.72	68.49	256.64	38.92	46.17	53.67	97.97	225.11		
00	0.00	3.20	32.70	0.00	0.00	3.70	14.30	205.00	29.90	43.50	18.10	19.40	211.60	0.00	0.00	0.00	2.80	117.20	1101.40	
00	0.00	0.00	32.70	0.00	0.00	0.00	0.00	180.80	0.00	0.00	0.00	0.00	211.60	0.00	0.00	0.00	0.00	0.00	722.40	
00	0.00	3.20	0.00	0.00	0.00	0.40	14.30	24.20	24.70	38.00	18.10	19.40	0.00	0.00	0.00	0.00	2.80	0.00	354.40	
00	0.00	0.00	0.00	0.00	0.00	3.30	0.00	0.00	5.20	5.50	0.00	0.00	0.00	0.00	0.00	0.00	0.00	0.00	24.60	
00	0.00	0.00	0.00	0.00	0.00	0.00	0.00	0.00	0.00	0.00	0.00	0.00	0.00	0.00	0.00	0.00	0.00	0.00	24.68	
00	0.00	0.00	0.00	0.00	0.00	0.00	0.00	0.00	0.00	0.00	0.00	0.00	0.00	0.00	0.00	0.00	0.00	0.00	24.68	
4	15.75	35.39	35.39	35.39	35.48	37.22	38.38	38.38	38.64	37.67	36.62	49.09	45.04	38.92	46.17	53.67	95.17	107.91	834.62	
9	7.32	7.32	7.32	7.32	7.41	8.97	8.97	8.97	9.23	8.40	8.03	6.72	5.43	5.78	6.44	8.16	8.07	6.50	145.42	
4	8.44	28.07	28.07	28.07	28.07	28.25	29.41	29.41	29.41	29.27	28.59	42.36	39.60	22.26	23.42	24.38	40.29	40.12	532.78	
00	0.00	0.00	0.00	0.00	0.00	0.00	0.00	0.00	0.00	0.00	0.00	0.00	0.00	10.87	16.32	21.14	46.81	61.29	156.43	
00	0.00	-0.00	0.00	-0.00	0.00	-0.00	0.00	0.00	0.00	0.00	-0.00	-0.00	-0.00	0.00	0.00	0.00	0.00	0.00	0.00	
00	-0.00	-0.00	-0.00	-0.00	-0.00	-0.00	-0.00	-0.00	-0.00	-0.00	-0.00	-0.00	-0.00	0.00	0.00	0.00	0.00	0.00	0.00	
00	361.28	348.96	366.03	350.05	334.08	321.80	320.50	509.41	515.19	533.74	525.62	518.21	702.34	666.42	630.49	594.56	561.43	642.61		
6	3.82	2.48	1.14	0.76	0.38	0.00	0.00	0.00	0.00	0.00	0.00	0.00	0.00	0.00	0.00	0.00	0.00	0.00	0.00	
9	158.49	151.28	176.78	168.27	159.76	151.24	142.73	315.02	299.23	283.53	267.79	252.04	447.90	423.69	399.48	375.28	351.07	444.06		
5	188.37	184.59	177.51	170.43	163.34	156.66	163.86	180.49	196.81	225.61	233.24	241.56	229.84	218.12	206.40	194.68	185.76	173.95		
0	10.60	10.60	10.60	10.60	10.60	13.90	13.90	13.90	19.10	24.60	24.60	24.60	24.60	24.60	24.60	24.60	24.60	24.60	24.60	
00	0.00	0.00	0.00	0.00	0.00	0.00	0.00	0.00	0.00	0.00	0.00	0.00	0.00	0.00	0.00	0.00	0.00	0.00	0.00	
81	9.87	4.94	-0.00	-0.00	-0.00	-0.00	-0.00	-0.00	-0.00	-0.00	-0.00	-0.00	-0.00	-0.00	-0.00	-0.00	-0.00	-0.00	-0.00	
60	371.15	353.89	366.03	350.05	334.08	321.80	320.50	509.41	515.19	533.74	525.62	518.21	702.34	666.42	630.49	594.56	561.43	642.61		
96	490.28	508.51	554.22	567.88	569.20	570.83	580.29	763.68	790.71	830.45	826.28	819.48	999.63	960.72	914.54	860.87	768.50	777.79		
75	71.44	65.22	76.70	69.39	61.98	56.30	55.23	57.65	55.12	62.72	58.89	60.07	75.23	69.45	63.01	54.85	48.73	63.18		
58	323.14	297.17	283.00	254.92	226.85	199.00	176.00	340.19	333.98	332.21	317.52	286.66	438.06	415.80	392.38	368.01	328.52	384.70		
63	95.70	146.12	194.52	243.57	280.37	315.57	349.06	365.84	401.61	435.52	449.86	472.75	486.34	475.47	459.15	438.02	391.20	329.91		
54	14.54	14.54	14.54	14.54	14.54	14.54	14.54	14.54	14.54	14.54	14.54	14.54	14.54	14.54	14.54	14.54	14.54	14.54	14.54	
89	-133.67	-169.16	-202.73	-232.37	-249.66	-263.61	-274.33	-268.81	-290.06	-311.25	-315.19	-315.81	-311.83	-308.84	-298.60	-280.85	-221.61	-149.72		
60	371.15	353.89	366.03	350.05	334.08	321.80	320.50	509.41	515.19	533.74	525.62	518.21	702.34	666.42	630.49	594.56	561.43	642.61		

Table 3 Financial Table (Example II)

	1979	1980	1981	1982	1983	1984	1985	1986	1987	1988	1989	1990	1991	1992	1993	1994	1995
** PROFIT AND LOSS **																	
Revenue	0.00	0.00	0.00	0.00	0.00	39.90	43.90	48.40	53.70	59.50	71.90	79.00	87.20	96.60	106.90	129.10	142.00
Expense	1.34	1.34	1.34	1.34	1.34	75.13	76.84	78.28	79.54	79.04	76.11	74.69	72.77	70.72	69.65	98.13	99.00
Operating Cost	0.00	0.00	0.00	0.00	0.00	9.65	10.52	11.31	12.32	13.22	14.39	15.64	16.79	18.24	19.80	21.47	23.00
Depreciation	1.34	1.34	1.34	1.34	1.34	20.46	20.46	20.46	20.46	20.56	15.98	15.98	15.98	15.61	16.09	24.12	24.00
Interest	0.00	0.00	0.00	0.00	0.00	45.03	45.86	46.51	46.76	45.26	45.74	43.08	40.01	36.87	33.76	52.54	50.00
Net Income	-1.34	-1.34	-1.34	-1.34	-1.34	-35.23	-32.94	-29.88	-25.84	-19.54	-4.21	4.31	14.43	25.88	37.25	30.97	43.00
** CASH FLOW **																	
Net Income	-1.34	-1.34	-1.34	-1.34	-1.34	-35.23	-32.94	-29.88	-25.84	-19.54	-4.21	4.31	14.43	25.88	37.25	30.97	43.00
Depreciation	1.34	1.34	1.34	1.34	1.34	20.46	20.46	20.46	20.46	20.56	15.98	15.98	15.98	15.61	16.09	24.12	24.00
Debt	2.20	32.55	44.10	78.70	268.81	18.99	20.92	25.18	43.97	67.07	23.62	15.20	10.52	14.30	205.00	29.90	43.00
Local Currency	0.20	17.91	15.81	22.40	31.49	0.00	0.00	0.00	1.10	18.80	0.00	0.00	3.30	7.90	11.40	6.70	16.00
Foreign Currency	2.00	14.64	28.30	56.29	235.65	0.00	0.00	0.00	2.10	13.90	0.00	0.00	0.40	6.40	193.60	23.20	27.00
Short-Term Borrowing	0.00	0.00	0.00	0.02	1.68	18.99	20.92	25.18	40.77	34.37	23.62	15.20	6.82	0.00	0.00	0.00	0.00
Total	2.20	32.55	44.10	78.70	268.81	4.21	8.44	15.75	38.59	68.09	35.39	35.48	40.92	55.79	258.34	84.99	111.00
Investment	2.20	32.30	41.20	71.60	252.70	0.00	0.00	0.00	3.20	32.70	0.00	0.00	3.70	14.30	205.00	29.90	43.00
Rolling Stock	0.00	0.00	0.00	0.00	180.10	0.00	0.00	0.00	0.00	32.70	0.00	0.00	0.00	0.00	180.80	0.00	0.00
Others Infra-Structure	2.20	21.70	41.20	71.60	72.60	0.00	0.00	0.00	3.20	0.00	0.00	0.00	0.40	14.30	24.20	24.70	38.00
Land	0.00	10.60	0.00	0.00	0.00	0.00	0.00	0.00	0.00	0.00	0.00	0.00	3.30	0.00	0.00	5.20	5.00
Deferred Assets	0.00	0.25	2.90	7.09	14.43	0.00	0.00	0.00	0.00	0.00	0.00	0.00	0.00	0.00	0.00	0.00	0.00
Repayment	0.00	0.00	0.00	0.02	1.68	4.21	8.44	15.75	35.39	35.39	35.39	35.48	37.22	41.49	53.34	55.09	68.00
Local Currency	0.00	0.00	0.00	0.02	1.51	2.83	4.69	7.32	7.32	7.32	7.32	7.41	8.97	8.97	8.97	9.23	8.00
Foreign Currency	0.00	0.00	0.00	0.00	0.17	1.39	3.74	8.44	28.07	28.07	28.07	28.07	28.25	29.41	29.41	29.41	29.00
Short-Term Borrowing	0.00	0.00	0.00	0.00	0.00	0.00	0.00	0.00	0.00	0.00	0.00	0.00	0.00	3.11	14.95	16.45	30.00
Surplus	0.00	-0.00	-0.00	-0.00	-0.00	0.00	0.00	-0.00	-0.00	0.00	0.00	0.00	-0.00	0.00	0.00	0.00	0.00
** BALANCE SHEET **																	
Cash Deposit	0.00	-0.00	-0.00	-0.00	-0.00	-0.00	-0.00	-0.00	-0.00	-0.00	-0.00	-0.00	-0.00	0.00	0.00	0.00	0.00
Fixed Assets	15.40	46.36	86.22	156.48	407.84	392.32	376.80	361.28	348.96	366.03	350.05	334.08	321.80	320.50	509.41	515.19	533.00
Reused Assets	13.20	11.86	10.52	9.18	7.84	6.50	5.16	3.82	2.48	1.14	0.76	0.38	0.00	0.00	0.00	0.00	0.00
Rolling Stock	0.00	0.00	0.00	0.00	0.00	172.90	165.69	158.49	151.28	176.78	168.27	159.76	151.24	142.73	315.02	299.28	283.00
Others Infra-Structure	0.00	0.00	0.00	0.00	0.00	202.32	195.35	188.37	184.59	177.51	170.43	163.34	156.66	163.86	180.49	196.81	225.00
Land	0.00	10.60	10.60	10.60	10.60	10.60	10.60	10.60	10.60	10.60	10.60	10.60	13.90	13.90	13.90	19.10	24.00
Work in Progress	2.20	23.90	65.10	136.70	389.40	0.00	0.00	0.00	0.00	0.00	0.00	0.00	0.00	0.00	0.00	0.00	0.00
Deferred Assets	0.00	0.25	3.15	10.24	24.68	19.74	14.81	9.87	4.94	-0.00	-0.00	-0.00	-0.00	-0.00	-0.00	-0.00	-0.00
Total	15.40	46.61	89.37	166.72	432.52	412.06	391.60	371.15	353.89	366.03	350.05	334.08	321.80	320.50	509.41	515.19	533.00
Debt	2.20	34.75	78.85	157.54	424.68	439.45	451.93	461.36	469.94	501.62	489.85	469.57	442.86	415.67	567.34	542.15	517.00
Local Currency	0.20	18.11	33.92	56.29	86.27	83.45	78.75	71.44	65.22	76.70	69.39	61.93	56.30	55.23	57.65	55.12	62.00
Foreign Currency	2.00	16.64	44.94	101.23	336.71	335.32	331.58	323.14	297.17	283.00	254.92	226.85	199.00	176.00	340.19	333.98	332.00
Short-Term Borrowing	0.00	0.00	0.00	0.02	1.69	20.68	41.60	66.78	107.54	141.92	165.54	180.74	187.56	184.45	169.49	153.04	122.00
Capital	14.54	14.54	14.54	14.54	14.54	14.54	14.54	14.54	14.54	14.54	14.54	14.54	14.54	14.54	14.54	14.54	14.00
Other Capital	-1.34	-2.68	-4.02	-5.36	-6.70	-41.93	-74.87	-104.75	-130.58	-150.13	-154.33	-150.03	-135.60	-109.72	-72.47	-41.50	2.00
Total	15.40	46.61	89.37	166.72	432.52	412.06	391.60	371.15	353.89	366.03	350.05	334.08	321.80	320.50	509.41	515.19	533.00

Table 3 Financial Table (Example II)

(Unit: Million LE)

1985	1986	1987	1988	1989	1990	1991	1992	1993	1994	1995	1996	1997	1998	1999	2000	2001	2002	2003	TOTAL
.90	48.40	53.70	59.50	71.90	79.00	87.20	96.60	106.90	129.10	142.70	157.20	173.70	192.30	233.60	258.10	285.40	314.90	346.90	2920.90
.84	78.28	79.54	79.04	76.11	74.69	72.77	70.72	69.65	98.13	99.16	101.28	99.56	96.22	125.59	125.28	125.40	125.74	124.45	1880.29
.52	11.31	12.32	13.22	14.39	15.64	16.79	18.24	19.80	21.47	23.29	25.52	27.64	29.91	32.70	35.37	38.60	42.09	45.87	464.34
.46	20.46	20.46	20.56	15.98	15.98	15.98	15.61	16.09	24.12	24.95	26.21	26.82	27.46	35.93	35.93	35.93	35.93	36.02	498.01
.86	46.51	46.76	45.26	45.74	43.08	40.01	36.87	33.76	52.54	50.92	49.54	45.10	38.85	56.97	53.98	50.87	47.73	42.56	917.95
.94	-29.88	-25.84	-19.54	-4.21	4.31	14.43	25.88	37.25	30.97	43.54	55.92	74.14	96.08	108.01	132.82	160.00	189.16	222.45	1040.61
.94	-29.88	-25.84	-19.54	-4.21	4.31	14.43	25.88	37.25	30.97	43.54	55.92	74.14	96.08	108.01	132.82	160.00	189.16	222.45	1040.61
.46	20.46	20.46	20.56	15.98	15.98	15.98	15.61	16.09	24.12	24.95	26.21	26.82	27.46	35.93	35.93	35.93	35.93	36.02	498.01
.92	25.18	43.97	67.07	23.62	15.20	10.52	14.30	205.00	29.90	43.50	18.10	19.40	211.60	0.00	0.00	0.00	2.80	117.20	1313.63
.00	0.00	1.10	18.80	0.00	0.00	3.30	7.90	11.40	6.70	16.00	4.20	7.90	20.60	0.00	0.00	0.00	2.00	20.90	208.60
.00	0.00	2.10	13.90	0.00	0.00	0.40	6.40	193.60	23.20	27.50	13.90	11.50	191.00	0.00	0.00	0.00	0.80	96.30	917.48
.92	25.18	40.77	34.37	23.62	15.20	6.82	0.00	0.00	0.00	0.00	0.00	0.03	0.00	0.00	0.00	0.00	0.00	0.00	187.56
.44	15.75	38.59	68.09	35.39	35.48	40.92	55.79	258.34	84.99	111.99	100.24	120.36	335.14	143.93	168.75	195.93	227.88	375.67	
.00	0.00	3.20	32.70	0.00	0.00	3.70	14.30	205.00	29.90	43.50	18.10	19.40	211.60	0.00	0.00	0.00	2.80	117.20	1101.40
.00	0.00	0.00	32.70	0.00	0.00	0.00	0.00	180.80	0.00	0.00	0.00	0.00	211.60	0.00	0.00	0.00	0.00	117.20	722.40
.00	0.00	3.20	0.00	0.00	0.00	0.40	14.30	24.20	24.70	38.00	18.10	19.40	0.00	0.00	0.00	0.00	2.80	0.00	354.40
.00	0.00	0.00	0.00	0.00	0.00	3.30	0.00	0.00	5.20	5.50	0.00	0.00	0.00	0.00	0.00	0.00	0.00	0.00	24.60
.00	0.00	0.00	0.00	0.00	0.00	0.00	0.00	0.00	0.00	0.00	0.00	0.00	0.00	0.00	0.00	0.00	0.00	0.00	24.68
.44	15.75	35.39	35.39	35.39	35.48	37.22	41.49	53.34	55.07	68.49	82.14	100.96	69.87	28.04	29.86	32.53	48.36	46.62	865.75
.69	7.32	7.32	7.32	7.32	7.41	8.97	8.97	8.97	9.23	8.40	8.03	6.72	5.43	5.78	6.44	8.16	8.07	6.50	145.42
.74	8.44	28.07	28.07	28.07	28.07	28.25	29.41	29.41	29.41	29.27	28.59	42.36	39.60	22.26	23.42	24.37	40.29	40.12	532.78
.00	0.00	0.00	0.00	0.00	0.00	0.00	3.11	14.95	16.45	30.81	45.52	51.87	24.84	0.00	0.00	0.00	0.00	0.00	187.56
.00	-0.00	-0.00	0.00	0.00	0.00	-0.00	0.00	0.00	0.00	0.00	0.00	0.00	53.67	115.89	138.89	163.39	176.73	211.85	860.42
.00	-0.00	-0.00	-0.00	-0.00	-0.00	-0.00	0.00	0.00	0.00	0.00	0.00	0.00	53.67	169.56	308.45	471.84	648.57	860.42	
.80	361.28	348.96	366.03	350.05	334.08	321.80	320.50	509.41	515.19	533.74	525.62	518.21	702.34	666.42	630.49	594.56	561.43	642.61	
.16	3.82	2.48	1.14	0.76	0.38	0.00	0.00	0.00	0.00	0.00	0.00	0.00	0.00	0.00	0.00	0.00	0.00	0.00	0.00
.69	158.49	151.28	176.78	168.27	159.76	151.24	142.73	315.02	299.28	283.53	267.79	252.04	447.90	423.69	399.48	375.28	351.07	444.06	
.35	188.37	184.59	177.51	170.43	163.34	156.66	163.86	180.49	196.81	225.61	233.24	241.56	229.84	218.12	206.40	194.68	185.76	173.95	
.60	10.60	10.60	10.60	10.60	10.60	13.90	13.90	13.90	19.10	24.60	24.60	24.60	24.60	24.60	24.60	24.60	24.60	24.60	
.00	0.00	0.00	0.00	0.00	0.00	0.00	0.00	0.00	0.00	0.00	0.00	0.00	0.00	0.00	0.00	0.00	0.00	0.00	
.81	9.87	4.94	-0.00	-0.00	-0.00	-0.00	-0.00	-0.00	-0.00	-0.00	-0.00	-0.00	-0.00	-0.00	-0.00	-0.00	-0.00	-0.00	
.60	371.15	353.89	366.03	350.05	334.08	321.80	320.50	509.41	515.19	533.74	525.62	518.21	756.01	835.98	938.94	1066.40	1210.00	1503.03	
.93	461.36	469.94	501.62	489.85	469.57	442.86	415.67	567.34	542.15	517.16	453.12	371.56	513.29	485.25	455.39	422.86	377.30	447.88	
.75	71.44	65.22	76.70	69.39	61.93	56.30	55.23	57.65	55.12	62.72	58.89	60.07	75.23	69.45	63.01	54.85	48.78	63.18	
.58	323.14	297.17	283.00	254.92	226.85	199.00	176.00	340.19	333.98	332.21	317.52	286.66	438.06	415.80	392.38	368.01	328.52	384.70	
.60	66.78	107.54	141.92	165.54	180.74	187.56	184.45	169.49	153.04	122.23	76.71	24.84	0.00	0.00	0.00	0.00	0.00	0.00	
.54	14.54	14.54	14.54	14.54	14.54	14.54	14.54	14.54	14.54	14.54	14.54	14.54	14.54	14.54	14.54	14.54	14.54	14.54	
.87	-104.75	-130.58	-150.13	-154.33	-150.03	-135.60	-109.72	-72.47	-41.50	2.04	57.96	132.10	228.18	336.19	469.00	629.00	818.16	1040.61	
.60	371.15	353.89	366.03	350.05	334.08	321.80	320.50	509.41	515.19	533.74	525.62	518.21	756.01	835.98	938.94	1066.40	1210.00	1503.03	

Table 4 Financial Table (Example III)

	1979	1980	1981	1982	1983	1984	1985	1986	1987	1988	1989	1990	1991	1992	1993	1994	1995
** PROFIT AND LOSS **																	
Revenue	0.00	0.00	0.00	0.00	0.00	39.90	43.90	48.40	53.70	59.50	71.90	79.00	87.20	96.60	106.90	129.10	142.70
Expense	1.34	1.34	1.52	1.89	2.53	56.59	57.29	58.26	59.09	59.79	60.43	15.64	16.79	18.24	19.80	21.47	23.29
Operating Cost	0.00	0.00	0.00	0.00	0.00	9.65	10.52	11.31	12.32	13.22	14.39	15.98	15.98	15.98	15.61	16.09	24.12
Depreciation	1.34	1.34	1.34	1.34	1.34	18.32	18.32	18.32	18.32	18.43	15.98	15.98	15.98	15.61	16.09	24.12	24.95
Interest	0.00	0.00	0.18	0.55	1.19	28.62	28.45	28.62	28.45	28.14	30.06	28.32	25.92	22.92	19.75	29.11	24.12
Net Income	-1.34	-1.34	-1.52	-1.89	-2.53	-16.69	-13.39	-9.86	-5.39	-0.29	11.47	19.06	28.52	39.83	51.27	54.40	70.34
** CASH FLOW **																	
Net Income	-1.34	-1.34	-1.52	-1.89	-2.53	-16.69	-13.39	-9.86	-5.39	-0.29	11.47	19.06	28.52	39.83	51.27	54.40	70.34
Depreciation	1.34	1.34	1.34	1.34	1.34	18.32	18.32	18.32	18.32	18.43	15.98	15.98	15.98	15.61	16.09	24.12	24.95
Debt	2.22	34.19	46.97	82.21	270.68	7.59	30.82	27.38	26.94	54.46	15.30	8.37	3.70	14.30	205.00	29.90	43.50
Local Currency	0.20	17.92	16.53	23.64	33.92	0.00	0.00	0.00	1.10	18.80	0.00	0.00	3.30	7.90	11.40	6.70	16.00
Foreign Currency	2.00	14.46	26.79	52.20	226.36	0.00	0.00	0.00	2.10	13.90	0.00	0.00	0.40	6.40	193.60	23.20	27.50
Short-Term Borrowing	0.02	1.81	3.65	6.38	10.41	7.59	30.82	27.38	23.74	21.76	15.30	8.37	0.00	0.00	0.00	0.00	0.00
Total	2.22	34.19	46.79	81.66	269.50	9.22	35.75	35.85	39.88	72.60	42.75	43.40	48.19	69.74	272.35	108.42	138.79
Investment	2.20	32.30	41.20	71.60	252.70	0.00	0.00	0.00	3.20	32.70	0.00	0.00	3.70	14.30	205.00	29.90	43.50
Rolling Stock	0.00	0.00	0.00	0.00	180.10	0.00	0.00	0.00	0.00	32.70	0.00	0.00	0.00	0.00	180.80	0.00	0.00
Others Infra-Structure	2.20	21.70	41.20	71.60	72.60	0.00	0.00	0.00	3.20	0.00	0.00	0.00	0.40	14.30	24.20	24.70	38.00
Land	0.00	10.60	0.00	0.00	0.00	0.00	0.00	0.00	0.00	0.00	0.00	0.00	3.30	0.00	0.00	5.20	5.50
Deferred Assets	0.00	0.08	2.12	4.23	7.58	0.00	0.00	0.00	0.00	0.00	0.00	0.00	0.00	0.00	0.00	0.00	0.00
Repayment	0.02	1.81	3.46	5.83	9.22	9.22	35.75	35.85	36.68	39.90	42.75	43.40	44.49	55.44	67.35	78.52	58.08
Local Currency	0.02	1.81	3.46	5.83	9.22	9.22	9.22	9.22	9.33	11.21	11.19	9.40	8.08	6.50	4.25	4.92	6.52
Foreign Currency	0.00	0.00	0.00	0.00	0.00	0.00	26.53	26.63	27.35	28.69	31.56	34.01	34.01	34.01	7.53	8.33	32.53
Short-Term Borrowing	0.00	0.00	0.00	0.00	0.00	0.00	0.00	0.00	0.00	0.00	0.00	0.00	2.41	14.93	55.57	65.27	19.03
Surplus	-0.00	-0.00	0.00	-0.00	-0.00	0.00	-0.00	0.00	-0.00	0.00	0.00	0.00	0.00	0.00	0.00	0.00	37.22
** BALANCE SHEET **																	
Cash Deposit	-0.00	-0.00	-0.00	-0.00	-0.00	-0.00	-0.00	-0.00	-0.00	-0.00	-0.00	-0.00	-0.00	0.00	0.00	0.00	37.22
Fixed Assets	15.40	46.36	86.22	156.48	407.84	392.32	376.80	361.28	348.96	366.03	350.05	334.08	321.80	320.50	509.41	515.19	533.74
Reused Assets	13.20	11.86	10.52	9.18	7.84	6.50	5.16	3.82	2.48	1.14	0.76	0.38	0.00	0.00	0.00	0.00	0.00
Rolling Stock	0.00	0.00	0.00	0.00	0.00	172.90	165.69	158.49	151.28	176.78	168.27	159.76	151.24	142.73	315.02	299.28	283.53
Others Infra-Structure	0.00	0.00	0.00	0.00	0.00	202.32	195.35	188.37	184.59	177.51	170.43	163.34	156.65	163.86	180.49	196.81	225.61
Land	0.00	10.60	10.60	10.60	10.60	10.60	10.60	10.60	10.60	10.60	10.60	10.60	13.90	13.90	13.90	19.10	24.60
Work in Progress	2.20	23.90	65.10	136.70	389.40	0.00	0.00	0.00	0.00	0.00	0.00	0.00	0.00	0.00	0.00	0.00	0.00
Deferred Assets	0.00	0.08	2.20	6.43	14.01	11.21	8.41	5.60	2.80	0.00	0.00	0.00	0.00	0.00	0.00	0.00	0.00
Total	15.40	46.44	88.42	162.91	421.85	403.53	385.21	366.88	351.76	366.03	350.05	334.08	321.80	320.50	509.41	515.19	570.95
Debt	2.20	34.58	78.09	154.47	415.93	414.30	409.37	400.90	391.17	405.73	378.28	343.24	302.45	261.31	398.96	350.33	335.76
Local Currency	0.18	16.29	29.35	47.16	71.85	62.63	53.41	44.19	35.96	43.55	32.36	22.97	18.19	19.59	26.74	28.52	38.00
Foreign Currency	2.00	16.46	43.25	95.45	321.81	321.81	295.29	268.66	243.42	228.63	197.07	163.06	129.45	101.85	287.92	302.79	297.76
Short-Term Borrowing	0.02	1.83	5.48	11.86	22.26	29.85	60.67	88.04	111.79	133.55	148.85	157.22	154.80	139.87	84.30	19.03	0.00
Capital	14.54	14.54	14.54	14.54	14.54	14.54	14.54	14.54	14.54	14.54	14.54	14.54	14.54	14.54	14.54	14.54	14.54
Other Capital	-1.34	-2.68	-4.21	-6.09	-8.62	-25.31	-38.70	-48.56	-53.95	-54.24	-42.77	-23.70	4.82	44.64	95.91	150.31	220.66
Total	15.40	46.44	88.42	162.91	421.85	403.53	385.21	366.88	351.76	366.03	350.05	334.08	321.80	320.50	509.41	515.19	570.95

Table 4 Financial Table (Example III)

(Unit: Million LE)

1985	1986	1987	1988	1989	1990	1991	1992	1993	1994	1995	1996	1997	1998	1999	2000	2001	2002	2003	TOTAL
3.90	48.40	53.70	59.50	71.90	79.00	87.20	96.60	106.90	129.10	142.70	157.20	173.70	192.30	233.60	258.10	285.40	314.90	346.90	2920.90
7.29	58.26	59.09	59.79	60.43	59.94	58.68	56.77	55.63	74.70	72.36	74.77	75.85	77.01	101.22	100.35	98.25	96.45	95.41	1457.45
0.52	11.31	12.32	13.22	14.39	15.64	16.79	18.24	19.80	21.47	23.29	25.52	27.64	29.91	32.70	35.37	38.60	42.09	45.87	464.34
8.32	18.32	18.32	18.43	15.98	15.98	15.98	15.61	16.09	24.12	24.95	26.21	26.82	27.46	35.93	35.93	35.93	35.93	36.02	487.34
8.45	28.62	28.45	28.14	30.06	28.32	25.92	22.92	19.75	29.11	24.12	23.03	21.39	19.63	32.59	29.05	23.72	18.43	13.52	505.77
3.39	-9.86	-5.39	-0.29	11.47	19.06	28.52	39.83	51.27	54.40	70.34	82.43	97.85	115.29	132.38	157.75	187.15	218.45	251.49	1463.45
3.39	-9.86	-5.39	-0.29	11.47	19.06	28.52	39.83	51.27	54.40	70.34	82.43	97.85	115.29	132.38	157.75	187.15	218.45	251.49	1463.45
8.32	18.32	18.32	18.43	15.98	15.98	15.98	15.61	16.09	24.12	24.95	26.21	26.82	27.46	35.93	35.93	35.93	35.93	36.02	487.34
0.82	27.38	26.94	54.46	15.30	8.37	3.70	14.30	205.00	29.90	43.50	18.10	19.40	211.60	0.00	0.00	0.00	2.80	117.20	1272.63
0.00	0.00	1.10	18.80	0.00	0.00	3.30	7.90	11.40	6.70	16.00	4.20	7.90	20.60	0.00	0.00	0.00	2.00	20.90	213.00
0.00	0.00	2.10	13.90	0.00	0.00	0.40	6.40	193.60	23.20	27.50	13.90	11.50	191.00	0.00	0.00	0.00	0.80	96.30	902.41
0.82	27.38	23.74	21.76	15.30	8.37	0.00	0.00	0.00	0.00	0.00	0.00	0.00	0.00	0.00	0.00	0.00	0.00	0.00	157.22
5.75	35.85	39.88	72.60	42.75	43.40	48.19	69.74	272.35	108.42	138.79	126.75	144.07	354.36	168.31	193.68	223.08	257.18	404.71	
0.00	0.00	3.20	32.70	0.00	0.00	3.70	14.30	205.00	29.90	43.50	18.10	19.40	211.60	0.00	0.00	0.00	2.80	117.20	1101.40
0.00	0.00	0.00	32.70	0.00	0.00	0.00	0.00	180.80	0.00	0.00	0.00	0.00	211.60	0.00	0.00	0.00	0.00	117.20	722.40
0.00	0.00	3.20	0.00	0.00	0.00	0.40	14.30	24.20	24.70	38.00	18.10	19.40	0.00	0.00	0.00	0.00	2.80	0.00	354.40
0.00	0.00	0.00	0.00	0.00	0.00	3.30	0.00	0.00	5.20	5.50	0.00	0.00	0.00	0.00	0.00	0.00	0.00	0.00	24.60
0.00	0.00	0.00	0.00	0.00	0.00	0.00	0.00	0.00	0.00	0.00	0.00	0.00	0.00	0.00	0.00	0.00	0.00	0.00	14.01
5.75	35.85	36.68	39.90	42.75	43.40	44.49	55.44	67.35	78.52	58.08	42.37	46.23	46.41	47.84	71.72	71.34	69.95	46.70	1010.32
9.22	9.22	9.33	11.21	11.19	9.40	8.08	6.50	4.25	4.92	6.52	6.94	7.62	7.80	7.80	7.80	7.47	6.88	7.83	179.54
6.53	26.63	27.35	28.69	31.56	34.01	34.01	34.01	7.53	8.33	32.53	35.43	38.61	38.61	40.04	63.92	63.87	63.07	38.87	673.57
0.00	0.00	0.00	0.00	0.00	0.00	2.41	14.93	55.57	65.27	19.03	0.00	0.00	0.00	0.00	0.00	0.00	0.00	0.00	157.22
0.00	0.00	-0.00	0.00	0.00	0.00	0.00	0.00	0.00	0.00	37.22	66.28	78.44	96.35	120.47	121.96	151.74	184.43	240.81	1097.69
0.00	-0.00	-0.00	-0.00	-0.00	-0.00	-0.00	0.00	0.00	0.00	37.22	103.49	181.94	278.29	398.76	520.72	672.46	856.88	1097.69	
6.80	361.28	348.96	366.03	350.05	334.08	321.80	320.50	509.41	515.19	533.74	525.62	518.21	702.34	666.42	630.49	594.56	561.43	642.61	
5.16	3.82	2.48	1.14	0.76	0.38	0.00	0.00	0.00	0.00	0.00	0.00	0.00	0.00	0.00	0.00	0.00	0.00	0.00	
5.69	158.49	151.28	176.78	168.27	159.76	151.24	142.73	315.02	299.28	283.53	267.79	252.04	447.90	423.69	399.48	375.28	351.07	444.06	
5.35	188.37	184.59	177.51	170.43	163.34	156.66	163.86	180.49	196.81	225.61	233.24	241.56	229.84	218.12	206.40	194.68	185.76	173.95	
0.60	10.60	10.60	10.60	10.60	10.60	13.90	13.90	13.90	19.10	24.60	24.60	24.60	24.60	24.60	24.60	24.60	24.60	24.60	
0.00	0.00	0.00	0.00	0.00	0.00	0.00	0.00	0.00	0.00	0.00	0.00	0.00	0.00	0.00	0.00	0.00	0.00	0.00	
8.41	5.60	2.80	0.00	0.00	0.00	0.00	0.00	0.00	0.00	0.00	0.00	0.00	0.00	0.00	0.00	0.00	0.00	0.00	
5.21	366.88	351.76	366.03	350.05	334.08	321.80	320.50	509.41	515.19	570.95	629.12	700.14	980.63	1065.17	1151.20	1267.01	1418.31	1740.30	
09.37	400.90	391.17	405.73	378.28	343.24	302.45	261.31	398.96	350.33	335.76	311.49	284.66	449.85	402.01	330.29	258.96	191.81	262.31	
53.41	44.19	35.96	43.55	32.36	22.97	18.19	19.59	26.74	28.52	38.00	35.26	35.54	48.34	40.54	32.74	25.27	20.39	33.46	
05.29	268.66	243.42	228.63	197.07	163.06	129.45	101.85	287.92	302.79	297.76	276.23	249.12	401.51	361.47	297.55	233.69	171.42	228.85	
00.67	88.04	111.79	133.55	148.85	157.22	154.80	139.87	84.30	19.03	0.00	0.00	0.00	0.00	0.00	0.00	0.00	0.00	0.00	
14.54	14.54	14.54	14.54	14.54	14.54	14.54	14.54	14.54	14.54	14.54	14.54	14.54	14.54	14.54	14.54	14.54	14.54	14.54	
18.70	-48.56	-53.95	-54.24	-42.77	-23.70	4.82	44.64	95.91	150.31	220.66	303.09	400.94	516.24	648.62	806.37	993.52	1211.97	1463.45	
05.21	366.88	351.76	366.03	350.05	334.08	321.80	320.50	509.41	515.19	570.95	629.12	700.14	980.63	1065.17	1151.20	1267.01	1418.31	1740.30	

