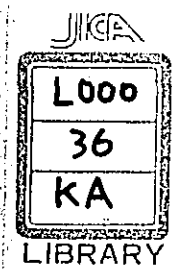


No.24

STATISTIC REPORT

Date as of March 31, 1973



Overseas Technical Cooperation Agency
General Affairs Department
Tokyo, Japan



国際協力事業団	
受入 月日 '84. 7. -4	L000
	36
登録No. 08058	KA

TABLE OF CONTENTS

	Page		Page
I. Number of Participants, Experts & Volunteers		Latin American Area	22
(1) By Program, Year	1	(B) Medical Cooperation	23
(2) By Countries, Fields	2	(C) Science Education	23
(3) By Current Year	3	(D) International Organizations	24
II. Number of Participants, Experts & Volunteers by Programs, Fields		(E) G. G. Base Plan	25
(1) By Program, Field (Detailed)	10	(F) Overseas Technical Cooperation Centers	26
(A) Participants	10	(G) Development Survey Teams & Missions	27
(B) Experts, Volunteers	11	(H) Agricultural Development Cooperation	28
(2) Participants by Programs, Countries, Fields		(I) Primary Products Development Cooperation	28
(A) Bilateral Technical Cooperation Schemes		(4) Japan Overseas Cooperation Volunteers by Countries, Fields	29
Asian Area	12	III. Overseas Technical Cooperation Centers	30
Near, Middle-East & African Area	13		
Latin American Area	14		
(B) International Organizations	15		
(C) United Nations	16		
(D) The G. G. Base Plan	17		
(E) Philippines Reparation	18		
(F) Claim Fund	18		
(G) Others	19		
(3) Experts by Programs, Countries, Fields			
(A) Bilateral Technical Cooperation Schemes			
Asian Area	20		
Near, Middle-East & African Area	21		



Preface

The tables appearing in this No. 24 report provide such summary information on significant aspect of O. T. C. A. 's activities as number of Participants received in Japan, Japanese Experts assigned abroad, the Technical Cooperation Centers established in the developing countries, Survey Teams, Missions dispatched for development projects, number of The Japan Overseas Cooperation Volunteers and Equipment Assistance under the various kinds of Technical Cooperation Schemes and Agreements.

Among these activities, reception of Participants, Assignment of Japanese Experts abroad and The Japan Overseas Cooperation Volunteers have been carrying out under various kinds of Technical Cooperation Program as classified below:

A. The Technical Cooperation Scheme wholly financed by Japanese Government.

(1) Japanese Technical Cooperation Schemes (Colombo Plan, etc.)

(2) The Japan Overseas Cooperation Volunteers Program commenced in 1965.

B. The Technical Cooperation Schemes partly financed by Japanese Government.

(1) Honour Countries Independent Founding Scheme (The G. G. Base Plan)

(2) Technical Cooperation Schemes by the United Nations (U. N. Plants; including IAEA (Type 1), program and F. A. O. etc.) (Note : Japan started to take part in U. N. scheme in 1954.)

(3) Others

The Japan - U. S. Third Country Training Program; started in 1954 (completed on 31st March, 1965)

Indonesian Reparation Program; stated in 1960. (completed on 31st March, 1968)

Apart from the above-mentioned schemes, Japan is extending such Technical Cooperation under the reparation agreement to Philippines and other countries as listed below:

Philippines Reparation Program; started in 1963. Agreement between the Government of Japan and the Government of Royal Cambodge for Economic and Technical Cooperation; in 1959. The Agreement on the Settlement of Problem Concerning Property and Claims and on the Economic Cooperation between the Republic of Korea and Japan; started in 1967. (claim Fund) Recommendation of Technical Experts requested by Developing Countries (Others); started in 1965.

Overseas Technical Cooperation Agency
General Affairs Department
No. 42, Honmura-cho, Ichigaya
Shinjuku-ku, Tokyo.
Tel. : (353) 2171

Number of participants, Experts & Volunteers (Continued)
(2) By Countries, fields

1973.3.31

Country	Field	Field														Total			
		Agriculture	Fisheries	Construction	Heavy Industry	Mining	Light Industry	Chemical Industry	Public Works	Transportation	Postal Service & Telecommunication	Health & Welfare	Atomic Energy	Business Management	Education		Administration	Others	
Bangladesh	Participant	4		4	1		1								1		3	3	20
	Expert	8		13											6			6	39
Bhutan	Participant	13		1	1									1			14	4	37
	Expert	1																	1
Brunei	Participant	1													1			1	3
	Participant	75	13	14	14	14	30	6	1	64	15	26	8	6	6	27	11	330	
Burma	Participant	22	1	10		54	7				2	37			9			1	143
	Expert	129	4	20	6	2	8		7	20	57	6	1	8	31	25	30	354	
Cambodia	Participant	167	22	98	3	36	9	9	38	20	63	47		9	11	15	20	567	
	Expert																		
	Volunteer	7													9			16	
China (Taiwan)	Participant	650	105	95	45	72	105	20	57	111	112	129	60	52	133	203	93	2,042	
	Expert	33	14	28	8	47	35	4	12	53	23	21		6	2	9		295	
Hongkong	Participant	4										1		4				11	20
	Participant	364	77	65	58	11	138	14	13	64	42	37	6	35	35	106	40	1,105	
India	Participant	219	26	4	4	16	5	3	1	12	1	9		2	3		3	308	
	Expert																		
	Volunteer	81	1				7		2	2	2	13			14		2	124	
Indonesia	Participant	307	133	92	98	45	154	20	35	249	117	210	27	106	34	220	137	1,984	
	Expert	213	36	198	24	87	28	10	68	51	23	94		2	17	16	14	881	
Korea	Participant	307	109	51	57	25	81	21	5	103	84	143	47	34	42	291	87	1,487	
	Expert	101	4	14	22	10	11		1	51		64				5	9	292	
Laos	Participant	52	5	30	7	4	10		3	16	12	10		1	6	56	10	222	
	Expert	84		39		14	3		5	9	2	28			1	1	2	188	
	Volunteer	84	1	40		7	13		9		32	3			21		4	214	
Malaysia	Participant	154	28	34	10	8	21	1	16	73	74	37	2	21	29	127	48	683	
	Expert	63	4	17	3	9	4	3	7	95	24	18			5	1	2	255	
	Volunteer	56	6	15	4	1	26		5	7	13	7			73		15	228	
Maldives	Participant		2														5	7	
	Expert	1																1	
Mongolia	Participant																	3	
	Participant	51	4	13	2	3	13	1	5	5	6	11	1	14	19	49	10	207	
Nepal	Participant	42	2	9		8	3		9	2		28						1	104
	Volunteer	10	2	8					1	1		2			3		3	30	
Okinawa	Participant	1	6				2		3	1	7	1						21	
	Participant	77	23	29	9	5	77	88	8	43	85	31	22	22	8	62	30	619	
Pakistan	Participant	82	16	84		29	20	1	28	17	64			5	3	18	3	370	
	Expert	307	79	112	35	21	98	10	18	75	68	105	21	24	42	195	60	1,270	
Philippines	Participant	69	26	35	3	51	28		12	17	8	71		1	10	14	1	346	
	Expert																		
	Volunteer	160	24	8			21		13	2	6	4			7		3	248	
Singapore	Participant	15	28	29	16		26	2	1	30	37	22	2	6	10	78	46	348	
	Expert	3	20	35			21			13	12	5			13	1	5	128	
Sri-Lanka	Participant	163	52	22	10	4	58	5	5	32	34	26	3	22	4	114	48	602	
	Expert	78	40	19	2	7	32		1	9	8	35			4		2	237	
Thailand	Participant	437	145	129	20	18	117	7	58	119	200	286	31	38	171	260	122	2,158	
	Expert	170	64	186	19	25	16	3	112	68	85	258		15	25	34	1,080		

Country	Field	Field													Total			
		Agriculture	Fisheries	Construction	Heavy Industry	Mining	Light Industry	Chemical Industry	Public Works	Transportation	Postal Service & Telecommunication	Health & Welfare	Atomic Energy	Business Management		Education	Administration	Others
Vietnam	Participant	96	24	15	3	5	15	4	8	13	26	123	4	6	27	89	28	486
	Expert	59	2	18		1	5	1	37	1	6	79			21			230
Asian Area Sub-Total	Participant	3,207	837	755	392	237	954	199	243	1,023	980	1,205	235	401	597	1,919	824	14,008
	Expert	1,415	277	807	88	394	227	34	331	424	327	794		25	114	105	103	5,465
	Volunteer	398	34	71	4	8	67		30	12	53	29			127		27	860
Afghanistan	Participant	35	2	9	2	7	9		6	7	13	29		6	1	15	15	156
	Expert	5		2		3	25		9		38			1				83
Burundi	Participant													1				1
Cyprus	Participant										2							2
Iran	Participant	111	15	57	8	13	28	5	14	22	59	34	6	8	4	51	27	462
	Expert	43	2	29	4	3	31			4	19	26			9	18	1	191
Iraq	Participant	6	5	13	1		6	1	4	19	24	3	2	3		20	2	109
	Expert	2	1	4	1						1				1	1	3	14
Israel	Participant	6	1	1						1						1	1	11
Jordan	Participant	2	2							2	6					1	1	14
	Expert			4						1	1							6
Kuwait	Participant	1		1			1				23			1	1	1		28
	Expert			2														2
Lebanon	Participant	5	4	3			2			1	1					1	1	17
	Expert	6	5	3		1	2									2		19
Saudi Arabia	Participant	1	1	1		2	2			2	18					2		29
	Expert			4		20					2					5	3	34
Syria	Participant	6	1	3			4			13	10			1	3	3	3	44
	Expert	13	1	2						3							1	20
	Volunteer															2	2	4
Turkey	Participant	20	11	38	8	9	17	6	19	15	30	8	1	5	14	16	8	225
	Expert	1	18	7		16	1		17			1				1	1	63
Upper Volta	Expert																1	1
Algeria	Participant	4						2								1		7
	Expert	12		1		2	2			1		8						26
A. R. E.	Participant	48	3	24	10	7	26	2	2	70	52	13	3	14	4	45	10	333
	Expert	10	1	15	1	5				13	6	5			1		1	58
Camerun	Participant	1																1
Central African	Expert																	2
Dahomey	Participant		1															1
Ethiopia	Participant	10	1	4	1	9	12		2	3	44	5		3	19	4	117	
	Expert	7		3		15			1	13	37	30		1			107	
Ghana	Volunteer	3	2	2			1		1	8	7	11					3	38
	Participant	13	1	6	12		22		1	3	31	7		7	3	12	5	123
Gabon	Expert	3			1		39		1	2	6	29			3			84
	Participant		1															1
Gambia	Participant										1							1
Ivory Coast	Participant		4							1	1			1				7
	Expert	5	2															7
Kenya	Participant	7	11	2	1		7			7	17	5		5	9	4	4	75
	Expert	8	5	3	4	1	36			6		82		1	2			148
Libya	Volunteer	14	14	30	4		2		3	36					12		5	120
	Participant					1	1				3						1	6

Country	Field	Agriculture	Fisheries	Construction	Heavy Industry	Mining	Light Industry	Chemical Industry	Public Works	Transportation	Postal Service & Telecommunication	Health & Welfare	Atomic Energy	Business Management	Education	Administration	Others	Total
Madagascar	Participant	3	1	1					4									9
	Expert	10		1		7			15								1	34
Malawi	Participant	1																1
	Expert	1																1
Mali	Volunteer		2	13			1	2	3	8	2	6						37
	Participant			2														2
Mali	Expert										3							3
	Participant												1					1
Malta	Expert			5														5
	Participant	3	1	1			1				2					1		8
Morocco	Expert	1																1
	Volunteer	39		26						2		2			2			71
Niger	Expert										2		1					3
	Participant	27	19	8	3		16	2	1	15	21	8	3	2	2	17	3	145
Nigeria	Expert	5	7	6			1		1		12	12				8		52
	Participant					1					1							2
Quatar	Expert															3		3
	Participant									3								3
Rwanda	Expert									3								3
	Participant																	3
Senegal	Participant									1							9	10
	Expert														1		3	4
Sierra-Leone	Participant													2	2			4
	Participant	1	1							2	4					5		13
Somalia	Participant	5	11	3			4	2	18	30	3		2	4	18	2		102
	Expert	3	1				4	1		14								23
Sudan	Participant									3		1		1				5
	Expert															4		4
Swaji land	Participant																	1
	Expert																	1
Tanzania	Participant	12	7	3		3	4	1	1	1	6	2	1	1	4	3		48
	Expert	17	36	1			5	1	8	10	3	14	3		2	6		106
Tanzania	Volunteer	102	11	9			3			10		8			45	1		189
	Participant									1			1					2
Tunisia	Expert									1								1
	Participant	4	1	2	2	1	4	2			12	1			1	13		41
Uganda	Expert	2		4	8		24			3	19			2	1	4	5	72
	Participant			28														28
United Arab Emirates	Participant					6				17	1							24
	Expert			4						39	4					8	1	56
Zaire	Participant	1									1					8	1	11
	Expert																	7
Zambia	Participant																	7
	Volunteer				1					5	10				6	4		27
N. M. E. Area	Participant	333	104	180	48	59	166	20	56	226	414	119	12	64	36	265	99	2,201
	Expert	154	43	163	20	75	171	2	52	115	122	245		9	15	59	27	1,272
Sub-Total	Volunteer	158	30	80	5		7	2	7	69	19	27			67	15		486
	Participant	5	1	4	3	2	3	2	14	39	21	6	1	2		9		112
Argentina	Expert	1		2	1	8			5	5		1						23
	Participant	1		11		8			4	12	21	6	1	1	3	1		69
Bolivia	Expert	4	1	5	1	1	2		2		8	1		1	1	1		27
	Participant	76	13	11	20	4	18	2	46	32	42	15	1	17	6	17	6	326
Brazil	Expert	32	4			9	25		10	11	2	24		10	6	4		137
	Participant																	

Country	Field	Sector														Total	
		Agriculture	Fisheries	Construction	Heavy Industry	Mining	Light Industry	Chemical Industry	Public Works	Transportation	Postal Service & Telecommunication	Health & Welfare	Atomic Energy	Business Management	Education		Administration
Chile	Participant	4	17	17		3	6	2	1	18	8	10		2	6	6	100
	Expert		7	13		1				5	5						31
Colombia	Participant	7	7	15		2		1	13	10	30	3		4	4	2	98
	Expert	2		10		7			19	1	2	4			6		51
Costa Rica	Participant	4	2	3						5	15	1		2	1		33
	Expert	1		5		5				8							19
Cuba	Participant		2							2				1			5
	Participant	2		1			2		1	4		2		3			15
Dominican Republic	Participant	1							1								2
	Expert	5	13	10		6	2		9	3	2			4	5		59
Ecuador	Participant	2		8		14			15							2	41
	Expert			2	3	2	6			3	6	1		2	4	3	37
El-Salvador	Participant				7				2	14	6				1	2	32
	Expert																44
Guatemala	Participant	7		2		3	1		2	1	6		3				25
	Expert		1						7								8
Guyana	Participant		1														1
	Participant	3											1				4
Honduras	Participant	2									11				1		14
	Participant									1							1
Jamaica	Participant	33	22	17	14	3	25	4	10	34	78	4	1	6	9	3	276
	Expert	5	7			8				16	31					6	73
Mexico	Participant	1				2				1	5			4	3		16
	Expert		4														4
Nicaragua	Participant	7	4	1							6		1		1		20
	Expert	1															4
Panama	Participant	9		1					4	4	10	5	9	7			49
	Expert	26							9	4	21	1					61
Paraguay	Participant	6	14	20	1	9	5	2	15	19	24	9	18	2	18		162
	Expert	2	8	9	7	39	2		20	10	22	3	2			8	132
Peru	Participant		1							2			3				6
	Expert	18													1		19
Trinidad-Tobago	Participant								1	5	3	2					11
	Expert																2
Uruguay	Participant	1	1	4					3	12	9		5	2			37
	Expert	2		1		6				5	2						16
Venezuela	Participant	173	98	119	41	44	68	13	123	207	297	64	4	88	30	81	1,476
	Expert	97	32	53	16	98	31		90	79	99	34		13	10	20	682
L-American Area Sub-Total	Participant														26		18
	Expert																44
Other Countries	Participant	12	7	18	2		7	1		1		2	17	5	2	4	95
	Expert		9	3								1		1	1	3	26
Grand-Total	Participant	3,725	1,046	1,072	483	340	1,195	233	422	1,457	1,691	1,390	268	558	665	2,269	966
	Expert	1,666	361	1,026	124	567	429	36	473	618	548	1,073	1	48	140	187	148
	Volunteer	557	64	154	9	8	74	2	37	82	72	56			220		60
																	1,395

Number of Participants, Experts & Volunteers
(3) By Current Year

1973.3.31

Country	Field	Field											Total					
		Agriculture	Fisheries	Construction	Heavy Industry	Mining	Light Industry	Chemical Industry	Public Works	Transportation	Postal Service & Telecommunication	Health & Welfare		Atomic Energy	Business Management	Education	Administration	Others
Bangladesh	Participant	(4)		3	1		1									1		8
	Expert	(8)		(4)	(1)		(1)									(1)		(14)
Bhutan	Participant	(3)		(1)	(1)											2		4
Brunei	Participant			(6)		(2)	(3)	(1)							(1)			10
	Expert	(6)		(1)		13												(34)
Burma	Participant	(6)				(3)												27
	Expert	(9)		(2)	2	(1)	(2)											(50)
Cambodia	Participant	(26)	3	(3)	(2)	(2)	(3)	(1)										40
	Expert	(28)																(5)
India	Participant	(33)	(5)	(18)	4	(5)	2	(2)	(5)	14	(2)	(2)						18
	Expert	(48)	(3)	(85)	(15)	(23)	(8)	(9)	(16)	2	(5)	(4)	(1)					(65)
Indonesia	Participant	(9)		(3)	(1)		(1)											9
	Expert	(11)					(3)											(24)
Laos	Participant	(11)		(3)		(1)												9
	Expert	(11)		(3)														(22)
Malaysia	Participant	(3)		(5)			(1)											15
	Expert	(6)		(13)	(4)		(2)	(2)	(5)									(39)
Nepal	Participant	(10)			(2)	(1)												7
	Expert	(8)																(15)
Pakistan	Participant	(5)		(1)			(1)											9
	Expert	(4)																(22)
Philippines	Participant	(26)	2	(17)	(3)	(4)	(10)											30
	Expert	(6)	(6)			(32)	(1)	(7)	(8)									(84)
Singapore	Participant	(15)	(4)				(2)	(1)										25
	Expert	(2)	(5)	(6)	(4)		(4)											(66)
Sri-Lanka	Participant	(11)			(3)	(1)	(9)											21
	Expert	(2)	(3)			(7)												(15)
Thailand	Participant	(27)	(3)	(12)	(3)	(1)	(7)	(1)	(4)	(5)	(18)	(1)	(1)	(1)	(1)	(1)	(1)	20
	Expert	(33)	(10)	(22)		(1)			(4)	(21)	(19)	(1)	(2)	(2)	(2)	(2)	(7)	(177)
Vietnam	Participant	(4)		(2)	(1)		(1)		(2)	(2)	(2)							8
	Expert	(5)		(6)					(4)	(12)	(6)							(41)
China (Taiwan)	Participant	(14)	(1)	(2)	(1)	(2)	(3)	(1)	(1)	(5)	(1)	(1)	(1)	(1)	(1)	(1)	(1)	60
	Expert	(3)		(4)			(3)											(16)
Hongkong	Participant	(13)		3	2	(1)	(2)	(1)	(2)	(1)	(2)							4
	Expert	(21)	(1)	(14)	(4)	(1)	(2)	(1)	(2)	(1)	(2)	(3)						(122)
Korea	Participant	(22)	9	(10)	(5)	(2)	(1)	(1)	(15)	(6)	(20)							82
	Expert	(226)	(27)	(96)	(38)	(21)	(55)	(8)	(16)	(149)	(65)	(8)						(1,187)
Asian Area Sub-Total	Participant	(184)	(22)	(146)	(20)	(83)	(22)	(9)	(79)	(71)	(37)	(97)						825
	Experts	(16)	(4)	(17)	(4)	(1)	(3)		(5)	(3)	(8)	(3)						(105)

Country		Field											Total					
		Agriculture	Fisheries	Construction	Heavy Industry	Mining	Light Industry	Chemical Industry	Public Works	Transportation	Postal Service & Telecommunication	Health & Welfare	Atomic Energy	Business Management	Education	Administration	Others	Total
Afghanistan	Participant	(7)		(1)	(1)	(1)	(2)		(1)	(1)	(1)	(3)		(1)		(7)	(3)	4 (29)
United Arab Emirates	Expert								(2)			(10)						6 (12)
	Expert			(28)														(28)
Iran	Participant	(7)	(1)	(1)	(1)	(3)	(3)	(1)	(2)	(1)	(8)	(8)			(1)	(8)	(6)	(51)
	Expert	(6)		(4)						(2)		(7)			(1)	(1)		(21)
Iraq	Participant	(1)		(2)			(3)	(1)	(1)	(2)	(5)	(1)				(3)		(19)
	Expert																(2)	(2)
Cyprus	Participant										(1)							(1)
Israel	Participant										(2)						(1)	(1)
Jordan	Participant	(1)									(1)						(1)	(4)
	Expert										(1)							(1)
Kuwait	Participant						(1)				(5)					(1)		(7)
Turkey	Participant	(2)	(1)	(3)	(1)	(1)	(2)		(1)	(5)	(3)			(1)	(1)	(2)	(1)	(24)
	Expert		(2)															(2)
Algeria	Expert	(1)				(2)						(8)						(11)
Dahomey	Participant		(1)															(1)
Zaire	Participant										(1)							(1)
	Expert									(6)	(4)						(1)	(11)
Ethiopia	Participant			(1)		(2)	(1)		(2)	(2)	(4)	(1)		(1)		(2)	(1)	(15)
	Expert	(4)		(1)					(1)	(1)	(2)	(3)						(21)
	Volunteers	(3)	(2)	(2)			(1)		(1)	(8)	(7)	(11)					(3)	(38)
Ghana	Participant						(4)			(2)	(5)	(3)		(3)				(17)
	Expert										(6)	(7)			(3)			(16)
Ivory Coast	Participant		(2)															(2)
	Expert		(2)															(2)
Lebanon	Participant																	(1)
Libya	Participant					(1)												(1)
Madagascar	Participant			(1)														(1)
Kenya	Participant		(2)	(1)	(1)				(1)	(1)	(5)	(1)		(1)		(4)	(1)	(17)
	Expert	(6)		(1)	(3)		(2)		(1)	(1)	(17)							(30)
	Volunteer	(7)		(5)	(4)			(1)	(1)	(9)							(2)	(28)
Malawi	Expert	(1)																(1)
	Volunteer			(5)						(4)								(15)
Mali	Expert										(3)							(3)
	Participant														(1)			(1)
Morocco	Volunteer			(3)								(2)						(5)
Nigeria	Participant	(1)	(2)				(1)			(2)	(2)	(4)				(1)		(9)
	Expert																	(4)
Quatar	Participant										(1)							(1)
Rwanda	Expert								(1)									(1)
	Participant																(4)	(4)
Senegal	Expert																(1)	1
Sudan	Participant		(1)				(1)		(2)	(3)	(3)			(2)	(5)	(5)	(14)	(6)
Yemen	Expert										(1)				(4)			(4)
Saudi Arabia	Participant										(1)							(1)
	Expert															(3)	(3)	(6)
Tanzania	Participant	(2)	(1)	(2)		(3)					(1)	(1)		(1)			(2)	5
	Expert	(8)	(1)	(3)							(6)	(4)					(5)	(14)
	Volunteer								(3)								(1)	(20)
A. R. E.	Participant	(3)		(2)		(3)	(2)		(8)	(3)	(4)	(1)		(1)	(1)	(6)	(3)	(38)
	Expert																	(2)
Upper Volta	Expert																(1)	(1)

Country	Field	Sector													Total				
		Agriculture	Fisheries	Construction	Heavy Industry	Mining	Light Industry	Chemical Industry	Public Works	Transportation	Postal Service & Telecommunication	Health & Welfare	Atomic Energy	Business Management		Education	Administration	Others	
Uganda	Participant				(2)										(1)	(1)		2 (2)	
	Expert																	(1)	(3)
Zambia	Participant																		(4)
	Expert																	(7)	(7)
Syria	Volunteer				(1)													(1)	(1)
	Participant																		(2)
N.M.E. Area Sub-Total	Expert	(5)																	(11)
	Participant	(24)	(11)	(15)	(6)	3 (14)	13 (25)	(2)	(5)	7 (54)	(23)	(1)	(11)	(3)	(45)	(23)	(287)	70 (287)	
Argentina	Expert	(9)	(4)	(39)	(3)	(2)	(2)												(11)
	Participant	(23)	(4)	(39)	(3)	(2)	(2)												(11)
Bolivia	Expert	(8)	(4)	(18)	(5)		(1)												(7)
	Participant	(18)	(4)	(18)	(5)		(1)												(118)
Brazil	Expert																		(1)
	Participant																		(1)
Chile	Expert																		(1)
	Participant																		(1)
Colombia	Expert	(6)	(2)	(2)			(2)												(4)
	Participant	(4)																	(4)
Costa-Rica	Expert																		(1)
	Participant																		(1)
Cuba	Expert																		(1)
	Participant																		(1)
Dominican Republic	Expert																		(1)
	Participant																		(1)
Ecuador	Expert																		(1)
	Participant																		(1)
El-Salvador	Expert																		(15)
	Participant																		(8)
Guatemala	Expert																		(3)
	Participant																		(8)
Honduras	Expert																		(2)
	Participant																		(2)
Mexico	Expert	(11)	(2)	(6)	(12)	(1)	(15)	(4)	(10)	(15)	(25)	(2)			(4)			(7)	(114)
	Participant	(4)				(2)				(16)									(22)
Nicaragua	Expert																		(3)
	Participant																		(1)
Panama	Expert																		(3)
	Participant																		(3)
Paraguay	Expert																		(8)
	Participant																		(44)
Peru	Expert																		(1)
	Participant																		(1)
Trinidad-Tobago	Expert																		(1)
	Participant																		(1)
Uruguay	Expert																		(3)
	Participant																		(6)
Venezuela	Expert																		(1)
	Participant																		(3)

Country	Field		Agriculture	Fisheries	Construction	Heavy Industry	Mining	Light Industry	Chemical Industry	Public Works	Transportation	Postal Service & Telecommunication	Health & Welfare	Atomic Energy	Business Management	Education	Administration	Others	Total
	Participant	Expert																	
L-American Area Sub-Total	Participant (22)	(13)	1	(14)	(12)	(6)	(17)	(5)	(19)	7	10	4	2	(16)	(7)	2	(14)	(7)	28
	Expert (11)	(5)			(1)	(33)	(1)		(1)	(4)	(2)	(14)	(1)	(10)	(3)	(4)	(9)	(9)	(135)
	Volunteer																		(8)
Other Countries	Participant	(1)					(2)							(1)	(1)			(5)	(10)
	Expert													(1)				(6)	(7)
	Volunteer	(1)			2					(1)									4
Grand Total	Participant	(272)	(52)	(125)	(26)	(41)	(99)	(15)	(40)	2	60	40	13	(10)	(77)	54	(211)	(140)	(1,761)
	Expert	(218)	(31)	(159)	(24)	(118)	(25)	(8)	(2)	36	27	60	19	(1)	(12)	20	(42)	(42)	(1,387)
	Volunteer	(25)	(8)	(38)	(9)	(1)	(4)			4	6	4				1		(10)	65
		(60)	(8)	(38)	(9)	(1)	(4)			(7)	(33)	(19)	(26)			(6)		(25)	(236)

II. Number of Participants, Experts & Volunteers by Programs, Fields

(1) By Programs, Fields (Detailed)

(A) Participants

1973. 3. 31

Program	Field	Agriculture & Fisheries				Construction			Heavy Industry			Mining	Light Industry	Chemical Industry	Public Works		Transportation				Postal Service & Telecommunication			Health & Welfare			Atomic Energy	Business Management	Education	Administration				Statistics	Public Relations	Others	Total
		Agriculture	Forestry	Animal Husbandry	Fisheries	Civil Engineering	Architecture	Earthquake Engineering	Steel & Iron	Machines	Electric Power				Gas & Water Supply	Land	Ports & Harbours	Marine	Tourism	Mail	Telecommunications	Radio & T.V.	Medicine	Health	Welfare	Economic Planning				Vocational Training	General Administration	Banking					
Bilateral Technical Cooperation Schemes	Asian Area	1,309	117	221	478	393	74	64	92	151	176	525	61	118	63	401	196	167	66	85	440	261	534	406	12	24	210	190	150	474	842	21	87	34	265	8,707	
	Near Middle-East & African Area	221	15	30	99	78	24	52	12	25	55	162	19	37	15	116	75	10	9	38	312	53	70	37		1	55	22	24	142	78	2	19	3	53	1,963	
	Latin American Area	101	14	24	98	20	14	67	24	17	42	68	13	119	1	88	97	7	9		269	19	59	4		2	87	22	49	12	13	1	2	2	20	1,384	
International Organizations	I. A. E. A. Type II																									139									139		
	Others				8																						34								42		
United Nations		129	21	10	47	33	32	92	7	9	14	41	5	7		47	17	9	7	28	71	6	19	19	32	96	52	24	52	37	81	11	125		68	1,248	
The G. G. Base Plan		478	21	54	82	39	15	4	16	24	5	152	96	15	1	9	17	8	3	31	12	12	14	23	16	1	22	103	27	10	88	10	3	1	81	1,493	
Sub-Total		2,238	188	339	812	563	159	279	151	226	292	948	194	296	80	661	402	201	94	182	1,104	351	696	489	60	263	460	361	302	675	1,102	45	236	40	487	14,976	
Philippines Reparations					3	1	2			8		14	2	2					2																	63	
Claim Fund					60																															60	
Others		741	60	159	171	23	45		11	89	47	232	37	22	22	41	3	18	35	6	28	20	26	118	1	5	95	304	14	14	142	88	8	32	24	2,681	
Grand Total		2,979	248	498	1,046	587	206	279	162	323	339	1,194	233	320	102	702	405	219	131	188	1,132	371	722	607	61	268	558	665	316	689	1,264	133	249	72	512	17,780	
		4,771				1,072			485						422		1,457				1,691			1,390					2,269								

Number of Participants, Experts & Volunteers by Programs, Fields(Continued)
 (B) Experts, Volunteers

1973.3.31

Field		Agriculture & Fisheries				Construction			Heavy Industry		Public Works		Transportation				Postal Service & Telecommunication			Health & Welfare			Administration					Total																																																																															
		Agriculture	Forestry	Animal Husbandry	Fisheries	Civil Engineering	Architecture	Earthquake Engineering	Steel & Iron	Machines	Mining	Light Industry	Chemical Industry	Electric Power	Gas & Water Supply	Land	Ports & Harbours	Marine	Tourism	Mail	Telecommunications	Radio & T. V.	Medicine	Health	Welfare	Atomic Energy	Business Management		Education	Economic Planning	Vocational Training	General Administration	Banking	Statistics	Public Relations	Others																																																																							
Program																																																																																																											
Bilateral Technical Cooperation	Asian Area	305	17	64	164	139	31	5	5	22	127	115	9	54	22	54	46	44	1	5	109	90	78	20		14	82	22	4	7	2	2	3	30	1,692																																																																								
	Near Middle-East & African Area	57		29	36	41	19	20	9	5	33	54		14	11	28	10	7			20	14	20	3		10	7	12	10	5	1			24	499																																																																								
	Latin American Area	58	4	5	32	9		13		7	25	11		23		13	16				26	8	1	1		1	10	1	2	7				4	277																																																																								
International Organizations		9	2		34	20			10	4	7	1	3	2		10	4	7			2				1	2	6		7	2	2			18	153																																																																								
Science Education																												39																															39																																																
The G. G. Base Plan		1		2																														22	7	1																																														1	35																								
Medical Cooperation	Team																																																												215	215																																													
	Instructor																																																												716	716																																													
Overseas Technical Cooperation Center	Team	25		4	9	13																													42																																	17																																							110
	Instructor	78		33	22	20			2	1			133			1						47	2	18																														2						2	331																																														
Development Survey	Type I	168	10	21	60	433	86	5	1	6	24	5	2	11	84	86	226	37	8		119	34				14		27		22					28	1,517																																																																							
	Mekong	93			2	117				3	34		9	46		5	1	2			1							8		1					28	350																																																																							
	Type II	2	18		2	20			44	5	290	61	12	181		2		1			13					9		44							1	705																																																																							
	Other Teams					15																																																							15																																														
Agricultural Development	Teams	437																																																											437																																														
	Instructor	114																																																											114																																														
Primary Products Development	Teams	102																																																											102																																														
	Instructor	38																																																											38																																														
Total		1,487	51	128	361	847	136	43	71	53	567	429	36	331	142	199	312	98	9	5	388	155	1,049	24		1	48	140	120	18	49	5	4	3	136	7,445																																																																							
Cooperation Volunteers		466	19	72	64	98	56		9	8	74	2	15	22	78		3	1		52	20	21	35				220							2	58	1,395																																																																							

(2) Participants by Programs, Countries, Fields
 (A) Bilateral Technical Cooperation Schemes
 Asian Area

1973. 3. 31

Country	Agriculture & Fishers				Construction			Heavy Industry		Public Works			Transportation			Postal Service & Telecommunication			Health & Welfare			Administration																	
	Agriculture	Forestry	Animal Husbandry	Fisheries	Civil Engineering	Architecture	Earthquake Engineering	Steel & Iron	Machines	Mining	Light Industry	Chemical Industry	Electric Power	Gas & Water Supply	Land	Ports & Harbours	Marine	Tourism	Mail	Telecommunications	Radio & T. V.	Medicine	Health	Welfare	Atomic Energy	Business Management	Education	Economic Planning	Vocational Training	General Administration	Banking	Statistics	Public Relations	Others	Total				
Bangladesh	4				4			1		1				1					1			1			1									3			3	20	
Burunei	1																								1												2		
Bhutan	11		2		1			1									1		2																	3	11	4	36
Burma	33	1	1	11	3	2	3	2	12	14	21	3	1		48	5	6	3		14		18	1	1	2	3	1	17	9		1	1	6		243				
Cambodia	20	2	7		8	1		1	4	1	3		2	9	2	6	3		4	39	12	2	2		7	5	3	10	3				2	1	5	163			
India	144	5	11	64	16	2	13	31	13	10	56	3	13		34	14	4	2	2	27	5	14	14	1	19	8	11	24	33		6	1	8		608				
Indonesia	154	30	28	68	51	11	8	9	21	26	46	11	11	5	50	25	78	5	5	45	20	108	59		30	11	22	51	74		21	2	26	1	111				
Korea	129	9	29	33	23	3	1	14	28	25	52	13	1	3	45	13	14	7	4	29	13	59	65	2	25	27	3	26	192	3	5		34		929				
Laos	37		15	4	26	3		1	6	4	9		2	1	12			4	3	6	3	9	1			6	5	18	30		2		6		213				
Malaysia	100	6	19	22	28	1		1	9	8	19	1	12	2	37	18	13	5	4	44	24	18	17		15	23	10	33	70		3	3	25		590				
Maldives				2																															5	7			
Nepal	30		1	3	8			2	2	7	1		4		2		1	1	3	1		4	7	1	6	1	1	8	29		2		1		126				
Pakistan	53		2	17	17	3	5	5	3	5	50	3		4	22	15	1	4	13	42	24	8	13	11	15	7	12	12	29	2	5	1	13		416				
Philippines	135	14	25	53	57	6	25	8	12	17	58	5	8	3	30	23	11	5	6	41	15	44	41	2	14	17	16	69	75		12		21		868				
Singapore	4		8	24	16	6		4	12		25	2		1	2	11	11	1	2	15	19	8	12		3	10	9	26	42		1	2	24		300				
Sri-Lanka	109		14	46	14	4		1	7	4	40	1	3	2	4	13	5	4	5	25	1	7	15	1	15	4	8	35	30		7	5	14		443				
Thailand	192	32	34	95	86	15	4	9	9	17	92	7	34	24	66	22	7	11	13	85	75	136	90	9	7	25	36	29	55	108	11	12	14	40		1,501			
Vietnam	28		4	7	8	5	1	3	5	8	4		4	4	5	2	4		2	3	14	69	33		4	7	9	12	39		2	5	7		298				
China(Taiwan)	125	18	21	29	27	12	4	5	9	38	38	7	25	12	39	30	9	6	19	21	35	29	36	1	27	25	11	75	65	5	6		23		832				
Hong Kong																									1											1			
Total	1,309	117	221	478	393	74	64	92	151	176	61	118	63	401	196	167	66		85	440	261	534	406	12	24	210	190	150	474	842	21	87	34	265	3,707				
	2,125				531			243					181		830			786			952			1,466															

Participants by Programs, Countries, Fields
Bilateral Technical Cooperation Schemes (Continued)
Near, Middle-East & African Area

1973.3.31

Area	Country	Agriculture & Fisheries				Construction			Heavy Industry		Mining	Light Industry	Chemical Industry	Public Works		Transportation				Postal Service & Telecommunication			Health & Welfare			Atomic Energy	Business Management	Education	Administration			Banking	Statistics	Public Relations	Others	Total			
		Agriculture	Forestry	Animal Husbandry	Fisheries	Civil Engineering	Architecture	Earthquake Engineering	Steel & Iron	Machines				Electric Power	Gas & Water Supply	Land	Ports & Harbours	Marine	Tourism	Mail	Telecommunications	Radio & T. V.	Medicine	Health	Welfare				Economic Planning	Vocational Training	General Administration								
Near, Middle-East	Afghanistan	24	5	5	2	3		2	1	1	7	9			6	4			3	1	12			20	9		4	1			1	13		4	2	139			
	Burundi																										1										1		
	Cyprus																					2															2		
	Iran	59	3	4	15	25	7	20	2	6	12	27	5	9	5	8	11		2	2	52	3		19	9		1	7	4		8	16	25		6	11	383		
	Iraq	6			5	9	1	3		1		6			1	3	10	7	1	1	2	18	1		1	2		2			4	10	2		2		98		
	Ivory Coast				4											1					1						1										7		
	Jordan	2			2																1	5														1	14		
	Kuwait	1				1						1									2	21					1										28		
	Lebanon	3		1	4	1		2				2					1				1																16		
	Qatar										1											1															2		
	Saudi Arabia					1					2	2				1	1				1	17															27		
	Yemen															1	2								1			1									5		
	Syria	3		3	1	3						4				3	10				1	9										2			1		2	44	
	Turkey	18		2	11	10	6	14	3	1	6	17	6	19		3	8	3	1	2	20	8		3	2		5	2		15	1		3		5	194			
	Sub-total	116	8	15	44	53	14	41	6	9	28	68	11	29	14	33	40	4	7	12	158	13		44	22		1	23	7		14	47	42	16	21	960			
Africa	Algeria	4										2																									6		
	A. R. E.	28	3	11	1	6	3	11	2	1	7	24	2	2		29	21	6		2	44	5		6	7		11	4		4	34	7	2	2	1	3	289		
	Cameroun	1																																				1	
	Dahomey				1																																	1	
	Ethiopia	7	3		1	2	1			1	9	12		1	1		3				4	34	3		2	3		3				17	1		1	3	112		
	Gabon				1																																	1	
	Gambia																																					1	
	Ghana	12			1	4				12		21		1		3					5	16	8		5	1		6	3				12			5	115		
	Kenya	7			11	1	1		1			7				7					3	11	3		4			5			9					4	74		
	Libya										1	1									1	2															1	6	
	Madagascar	1		1	1		1																															4	
	Malawi	1																																				1	
	Mali						2																															2	
	Maruta																											1										1	
	Morocco			1			1					1										2																6	
	Nigeria	26			19	8			2	1		16	2	1		9	6				1	9	11		6	2		3	2		4	8	1			3	140		
	Rwanda																3																					3	
	Senegal																					1																9	10
	Somalia	1			1											1	1					1	3															13	
	Sudan	1	1	2	11	2						4		2		13	3		2		2	25	3		1	2		2	4			12	5		1		99		
	Tanzania	11			7	2	1				3	4		1		1					2	4			1			1	1			1	3				3	46	
	Tunisia																																					1	
	Uganda	4							1	1		1	4	2							2	4	6		1				1			12	1				40		
Zambia	1																			1																	7		
Zaire										6						17																					24		
Sub-total	105	7	15	55	25	10	11	6	16	27	94	8	8	1	83	35	6	2	26	154	40		26	15		32	15		10	95	36	2	3	3	32	1,003			
Total	221	15	30	99	78	24	52	12	25	55	162	19	37	15	116	75	10	9	38	312	53		70	37		1	55	22		24	142	78	2	19	3	53	1,963		

Participants by Programs, Countries, Field
 Bilateral Technical Cooperation Schemes (Continued)
 Latin American Area

1973.3.31

Country	Agriculture & Fisheries				Construction			Heavy Industry		Mining	Light Industry	Chemical Industry	Public Works		Transportation				Postal Service & Telecommunication			Health & Welfare			Atomic Energy	Business Management	Administration					Total				
	Agriculture	Forestry	Animal Husbandry	Fisheries	Civil Engineering	Architecture	Earthquake Engineering	Steel & Iron	Machines				Electric Power	Gas & Water Supply	Land	Ports & Harbours	Marine	Tourism	Mail	Telecommunications	Radio & T. V.	Medicine	Health	Welfare			Education	Economic Planning	Vocational Training	General Administration	Banking		Statistics	Public Relations	Others	
Argentina	2		2	1			2	3	2	3	2	14		23	12	2	2		21		6			1	2		7		1							108
Bolivia	1				1		8		8	3	18	2	42	1	22	8	1	1	18	3	6			1	3	1										66
Brazil	49	8	8	12	6	4		18	2	3	18	2	42	1	22	8	1	1	37	1	11	3		17	6	6	2	7					6	301		
Chile	1	1	1	17	1	1	12		2	6	2	1		5	12		1		8		10		2		1	3								87		
Colombia	1	2	1	7	3	4	6		2		1	13		2	8				29	1	3		4		3					1		1	92			
Costa Rica	1		1	2			2								5				15		1			2				1					30			
Cuba				2																			1										3			
Dominican Republic	1									2		1		4							2			3										13		
Ecuador	4		1	13		2	6		6	2		9		1	1		1		2				4		5								57			
El Salvador								3	2	6				1	2				2	2	1		2	2		3						5	31			
Guatemala	5					2			3	1		2			1				6				3										23			
Guyana				1																													1			
Haiti	1																							1									2			
Honduras																			11								1						12			
Jamaica															1																		1			
Mexico	26		5	22	6	1	9	6	8	3	25	4	10	10	23				65	10	3	1	1	6	9	3			1	1	2	8	268			
Nicaragua								2							1				5				3		1	2							14			
Panama	2			4		1													6				1		1								15			
Paraguay	4	3	2		1							4		2	1	1			10		5		9		7								49			
Peru	3		3	14	2	1	16	1	9	5	2	15		4	10	3	2		22	2	9		18	2	11	2	4					160				
Trinidad-Tobago				1																													3			
Uruguay												1		3	1	1			3		2		2										11			
Venezuela				1		4						3			11				9				5		2								35			
Other Countries				1																			1										2			
Total	101	14	24	98	20	14	67	24	17	42	68	13	119	1	88	97	7	9	269	19	59	4	2	87	22	49	12	13	1	2	2	20	1,384			
	237				101			41		120			201				288			63			74													

Participants by Programs, Countries, Fields
 (B) International Organizations
 (1) I. A. E. A. Type II

1973. 3. 31

Area	Field	Atomic Energy	Total
	Country		
Asia	Burma	3	3
	Indonesia	14	14
	Pakistan	5	5
	Philippines	11	11
	Thailand	15	15
	China(Taiwan)	39	39
	Korea	29	29
	Singapore	1	1
	Sub-Total	117	117
Middle-East & Africa	Iran	3	3
	Iraq	2	2
	Turkey	1	1
	A. R. E.	2	2
	Sub-Total	8	8
Latin America	Bolivia	1	1
Other Countries		13	13
Grand-Total		139	139

(2) Others

1973. 3. 31

Area	Field	Fisheries	Business Management	Total
	Country			
Asia	Cambodia		1	1
	India		6	6
	Indonesia		5	5
	Laos		1	1
	Malaysia	2	1	3
	Pakistan		2	2
	Philippines		2	2
	Singapore	2	2	4
	Sri-Lanka		1	1
	Thailand	4	4	8
	Vietnam		2	2
	Korea		1	1
	China(Taiwan)		2	2
	Hong Kong		1	1
	Sub-Total	8	31	39
Middle-East	Afghanistan		2	2
	Iran		1	1
	Sub-Total		3	3
Grand-Total		8	34	42

Participants by Programs, Countries, Fields
(D) The G. G. Base Plan

1973.3.31

Area	Country	Agriculture & Fisheries				Construction			Heavy Industry		Mining	Light Industry	Chemical Industry	Public Works	Transportation				Postal Service & Telecommunication			Health & Welfare			Atomic Energy		Business Management		Administration						Total				
		Agriculture	Forestry	Animal Husbandry	Fisheries	Civil Engineering	Architecture	Earthquake Engineering	Steel & Iron	Machines					Electric Power	Gas & Water Supply	Land	Ports & Harbours	Marine	Tourism	Mail	Telecommunication	Radio & T. V.	Medicine	Health	Welfare	Atomic Energy	Business Management	Education	Economic Planning	Vocational Training	General Administration	Banking	Statistics		Public Relations	Others		
Asia	Burma	23			1							7	3																									38	
	Cambodia											1																										3	
	China (Taiwan)	98	18	23	24	7	3	1	1	13	3	8					4			18																		270	
	Hong Kong	3		1																																		4	
	India	111	1		8	5				8	1		59	1			1	2						1	1	1											237		
	Indonesia	2		7	6				2	2			17					1	4																		54		
	Korea	20																		9																	16	50	
	Laos				1								1																									5	
	Malaysia	24		3			4						2	2											1				1	4	11						4	59	
	Nepal	1											1																									4	
	Okinawa	1											2	2	1																							12	
	Pakistan	13	1		1	1	1						14	85	4						1	1																135	
	Philippines	28		4		7				1			7	3							1																	74	
	Singapore	3			1	1	5						1																									32	
	Sri-Lanka	23			4	1							2	4																								46	
	Thailand	49	1	11	33	17	1			1			21								2	2	4	4	3	5			7	52	6	1	9	1		25	261		
	Vietnam	9											1																									38	
Total	408	21	49	79	39	14	4	11	18	3	149	96	8	1	9	12	5	2	31	6	10	11	15	16	1	21	81	23	5	87	10	3	1	73	1,322				
Middle-East & Africa	Afghanistan	1																																			1		
	Iran	19		2		1						1																										29	
	Israel	5																																				5	
	Lebanon			1																																		1	
	Saudi Arabia	1																																				1	
	Turkey								4			1																										20	
	Ghana																																					3	
	Kenya																																					1	
	Madagascal	1													4																							5	
	Morocco	2																																				2	
	Nigeria																																						3
	Tanzania																																						1
	A. R. E.	5			1					1	6						4	3																				20	
	Zambia																																						4
Total	34	3	1		1			5	6	1	1	4			4	3	1		2		3	7				12	3	4					1		96				
Latin America	Argentina	1																																				2	
	Brazil	10										1		3																								19	
	Chile	1																																				8	
	Colombia	2																																				2	
	Costa Rica	2																																				2	
	Dominican Republic	1																																				1	
	El Salvador																																					4	
	Guatemala	2																																				2	
	Haiti	2																																				2	
	Honduras	2																																					2
	Mexico	2																																					2
	Nicaragua	1																																					2
	Panama	5																																					5
Peru																																						1	
Venezuela	1																																					2	
Total	32										1		3		1				4	2		1				1	8	1	1	1						56			
Other Countries	4		2	2							2																										19		
Grand Total	478	21	54	82	39	15	4	16	24	5	152	96	15	1	9	17	8	3	31	12	12	14	23	16	1	22	103	27	10	88	10	3	1	81	1,493				
		635				58			40				16		37				55			53			125														

Participants by Programs, Countries, Fields
(E) Philippines Reparation

1973.3.31

Country	Agriculture & Fisheries				Construction		Heavy Industry			Public Works		Transportation			Postal Service & Telecommunication			Health & Welfare			Administration														
	Agriculture	Forestry	Animal Husbandry	Fisheries	Civil Engineering	Architecture	Earthquake Engineering	Steel & Iron	Machines	Mining	Light Industry	Chemical Industry	Electric Power	Gas & Water Supply	Land	Ports & Harbours	Marine	Tourism	Mail	Telecommunications	Radio & T.V.	Medicine	Health	Welfare	Atomic Energy	Business Management	Education	Economic Planning	Vocational Training	General Administration	Banking	Statistics	Public Relations	Others	Total
Philippines				3	1	2		8		14	2	2						2							3					20		5		1	63
Total				3	1	2		8		14	2	2						2							3				20		5		1	63	

(F) Claim Fund

1973.3.31

Korea			60																															60
Total			60																															60

Participants by Programs, Countries, Fields

(G) Others (The Japan-U.S. Third Country Training Program and Indonesian Reparation)

Fields Country		Agriculture & Fisheries				Construc- tion			Heavy Industry			Public Works		Transportation				Postal Ser- vice & Tele- communica- tion			Health & Welfare			Atomic Energy		Business Management		Administra- tion				Public Relations		Others	Total				
		Agriculture	Forestry	Animal Husbandry	Fisheries	Civil Engineering	Architecture	Earthquake Engineering	Steel & Iron	Machines	Mining	Light Industry	Chemical Industry	Electric Power	Gas & Water Supply	Land	Ports & Harbours	Marine	Tourism	Mail	Telecommuni- cations	Radio & T. V.	Medicines	Health	Welfare	Atomic Energy	Business Management	Education	Economic Planning	Vocational Training	General Administration	Banking	Statistics	Public Relations	Others	Total			
Asia	Burma				1																																		1
	Cambodia	72	5	23	4		11			2	2			5							2							26			9	9		12				182	
	Sri-Lanka	13			2	1					3						1						1			2					2					1		26	
	China (Taiwan)		12	75	51	13	11		3	9	21	51	12	3	15	7			1	6	2	6	8	40		5	15	93			14	21		8	4		746		
	India	74		1	3		13					17	9										1	1				23									142		
	Indonesia	(28) 55	(9) 12	(8) 10	(36) 58	(5) 5	(4) 6	(4) 6	(55) 60	(16) 19	(72) 91	(4) 9	(19) 19		(5) 27	(1) 2	(14) 16	(29) 31		(22) 23	(5) 5	(3) 12	20			(64) 65	(14) 21	(1) 3	13	50	(49) 52	2	5	10	(474) 707				
	Korea	54	10	2	1	1	3		13		29	7			5	1	1			1			9	1			4	14	3		26	2	2	1	4	194			
	Nepal	16		2	1					1	5							1								8	18	1							1		54		
	Okinawa				6																2																8		
	Pakistan	3			4				1		10																1										20		
	Philippines	72	21	4	13	3	1	2	4	4	17			2									3	4				5	2	1	4			1	4		167		
	Thailand	82		23	11					1									2			3	1	22			83	3		27	2	2				262			
	Vietnam	36		18	16						6				2							4		21			19			9		2	4	1		138			
	Total	717	60	158	171	23	45		11	89	46	231	37	22	22	41	3	18	35	6	28	20	25	118	1	5	95	302	12	14	140	88	8	32	24	2,647			
Near, Middle- East & Africa	Iran	24																																			24		
	Iraq																																				1		
	Turkey									1																											1		
	Sierra Leone																										2	2									4		
	Sudan			1																																	1		
	Total	24		1							1																	2	2							1		31	
Other Countries											1											1															3		
Total	(28) 741	(9) 60	(8) 159	(36) 171	(5) 23	(4) 45	(4) 11	(55) 89	(16) 47	(72) 232	(4) 37	(19) 22	22	(5) 41	(1) 3	(14) 18	(29) 35		(22) 6	(5) 28	(3) 20	26	118	1	5	(64) 95	(14) 304	(1) 14	14	142	(49) 88	8	32	(7) 24	(474) 2,681				
	1,131				68			100					44		97				54			145			170														

Note: * The Japan-U.S. Third Country Training Program (completed on March 31, 1965)
 ** () Indonesian Reparation (completed on March 31, 1968)

(3) Experts by Programs, Countries, Fields
 (A) Bilateral Technical Cooperation Schemes
 Asian Area

1973, 3, 31

Country	Agriculture & Fisheries				Construction			Heavy Industry			Public Works		Transportation				Postal Service & Telecommunication			Health & Welfare			Atomic Energy		Business Management		Administration				Total																	
	Agriculture	Forestry	Animal Husbandry	Fisheries	Civil Engineering	Architecture	Earthquake Engineering	Steel & Iron	Machines	Mining	Light Industry	Chemical Industry	Electric Power	Gas & Water Supply	Land	Ports & Harbours	Marine	Tourism	Mail	Telecommunications	Radio & T.V.	Medicine	Health	Welfare	Atomic Energy	Business Management	Education	Economic Planning	Vocational Training	General Administration		Banking	Statistics	Public Relations	Others													
Bangladesh														6						6															6	18												
Bhutan	1																																			1	1											
Burma	13		4	1	5		4			13	7									2		11					8									68												
Cambodia	29		27		5	5				2	3	1		2	1					36	10	5					11	1							3	141												
India	37		1	17			1		2	1	5	2			4					1			3				2	3					1		80													
Indonesia	11	1	6	11	33	1			9	27	10		36	3	5	6	26			5	15	16				2	12	6				1	1	1	2	246												
Korea	19	1	8	4	13	1		5	3	10					20	13																	5			4	106											
Laos	17		1			2					3		2	3						1	1	6	1					1	1							39												
Malaysia	25			4	4	2			1	7	4				4	3	10			2	5							2	1					1	1	76												
Nepal	3				2	5					3			5		2							9	2											1	32												
Maldives	1																																			1	1											
Pakistan	58	1	2	16	9	1				9	14	1		2	4	1				14	17					3	1	6						1	160													
Philippines	2		1	21	17	1				4	5						8			4		2	4			1	8	1								79												
Singapore	3			6	5	7									2	3				2	10	5						9	1						5	58												
Sri-Lanka	28		1	25	3	7			2	7	25		1		2					8		2	1									1				113												
Thailand	23	9	8	41	22	1			5	9	15		10	11	3	6				1	34	8	21	9			6	2		2			1	7	254													
Vietnam	15			2		5					5	1										6	1					20								56												
China (Taiwan)	20	5	5	14	16					38	16	4		1	1	14				4		12				6	1	3	4							164												
Total	305	17	64	164	139	31	5	5	22	127	115	9	54	22	54	46	44	1	5	109	90	78	20		14	82	22	4	7	2	2	3	30	1,692														
													550			175				27			76					145					204					98				33						

Experts by Programs, Countries, Field
Bilateral Technical Cooperation Schemes (Continued)
Near, Middle-East & African Area

1973. 3. 31

Area	Country	Agriculture & Fisheries				Construction			Heavy Industry		Mining	Light Industry	Chemical Industry	Public Works		Transportation				Postal Service & Telecommunication			Health & Welfare			Atomic Energy	Business Management		Administration				Others	Total					
		Agriculture	Forestry	Animal Husbandry	Fisheries	Civil Engineering	Architecture	Earthquake Engineering	Steel & Iron	Machines				Electric Power	Gas & Water Supply	Land	Posts & Harbours	Marine	Tourism	Mail	Telecommunications	Radio & T. V.	Medicine	Health	Welfare		Education	Economic Planning	Vocational Training	General Administration	Banking	Statistics			Public Relations				
Near Middle-East	Afghanistan	5				1	1			3	7			9																					29				
	Iran	9			2	3	9	11	1	3	3	22				4	2						4											1	86				
	Iraq	1		1	1																		1											2	7				
	Jordan					4										1							1												6				
	Kuwait					2																													2				
	Lebanon	6			5							2																							13				
	Qatar																																		3				
	Syria	1		9	1		2									2																		1	16				
	Turkey	1			18	3	2	2			7	1			5																			1	41				
	Other Country	1																																1	41				
Sub-Total		23	10	27	13	14	16	1	3	13	32			5	9	7	2					6				2			1	1		2	5	8	4	3		4	11
Africa	Algeria	5		2			1																													19			
	Central African									2																										2			
	Ethiopia	3								15				1								3				1										24			
	Ghana	1		1					1		4			1		2										1										14			
	Ivory Coast				2																																2		
	Kenya	4			5	2	1		1	1	2					5										4										26			
	Madagascal	2		8			1																												1	12			
	Malawi	1																																		1			
	Mali																																				3		
	Morocco	1																																			1		
	Niger																																				3		
	Nigeria	5				6						1			1								7	1	2												23		
	Rwanda															3																					3		
	Saudi Arabia					4					1												2														3	13	
	Senegal																																				3	4	
	Sudan			2	1																																5		
	Swaziland											1																									1		
	Tanzania	8				12	2					4			8		2											3								2	1	42	
	Tunisia																																				1		
	Uganda	2				4			8			8				3																					4	46	
	Upper Volta																																				1	1	
	A. R. E.	2		6	1		2				1					1	8	4									2	3								1	32		
	Zaire						2										4																				1	7	
	Sub-Total		34	19	9	28	5	4	8	2	20	22			9	2	21	8	7				14	14	18	3		8	2		4	6	2	1			15	285	
Total		57	29	36	41	19	20	9	5	33	54			14	11	28	10	7				20	14	20	3		10	7		12	10	5	1			24	499		

Experts by Programs, Countries, Fields
 Bilateral Technical Cooperation Schemes (Continued)
 Latin American Area

1973. 3. 31

Country	Agriculture & Fisheries				Construction			Heavy Industry		Mining	Light Industry	Chemical Industry	Public Works		Transportation				Postal Service & Telecommunication			Health & Welfare			Atomic Energy	Business Management	Education	Administration				Statistics	Public Relations	Others	Total	
	Agriculture	Forestry	Animal Husbandry	Fisheries	Civil Engineering	Architecture	Earthquake Engineering	Steel & Iron	Machines				Electric Power	Gas & Water Supply	Land	Ports & Harbours	Marine	Tourism	Mail	Telecommunications	Radio & T.V.	Medicine	Health	Welfare				Economic Planning	Vocational Training	General Administration	Banking					
Argentina			1		1				3							5																				10
Bolivia	1			1					1										3	1															7	
Brazil	26	3	3	4					3	9		4	11						2		1				6				1						73	
Chile				7	1		4		1							5																			18	
Colombia	2				2		3												7																17	
Costa Rica	1				5				5																										11	
Dominican Republic	1																		1																2	
Ecuador	2						1		12										4														2		21	
El Salvador								7											2	2															20	
Guatemala				1																															1	
Mexico	5			7												2																			31	
Nicaragua				4																															4	
Paraguay	16	1	1																																20	
Panama	1																								3										4	
Peru				8		4													5							1							2		28	
Trinidad Tobago	3																																		4	
Uruguay										2																									2	
Venezuela						1																													4	
Total	58	4	5	32	9	13		7	25	11		23	13	16					26	8	1	1			1	10	1	2	7				4	277		
	99				22								29				34			2			10													

Experts by Programs, Countries, Fields
(B) Medical Cooperation

1973.3.31

Field Country	Health & Welfare		Total
	Medicine		
	Teams	Instructor	
Burma	13	13	26
Cambodia	3	32	35
China(Taiwan)	6	15	21
Colombia		4	4
India	3	3	6
Indonesia	18	60	78
Korea	12	52	64
Laos	3	18	21
Malaysia(Malaya)	9	9	18
Nepal	12	5	17
Philippines	22	43	65
Sri-Lanka	11	21	32
Thailand	19	198	217
Vietnam	17	61	78
Afghanistan	6	30	36
Ethiopia	6	23	29
Ghana	7	21	28
Iran	7	19	26
Kenya	18	60	78
Nigeria	4	6	10
Tanzania	7	7	14
Argentina		1	1
Brazil	12	11	23
Paraguay		1	1
Peru		3	3
Total	215	716	931

Experts by Programs, Countries, Fields
(C) Science Education

1973.3.31

Field Country	Education	Total
Burma	1	1
Indonesia	5	5
Malaysia(Malaya)	3	3
Pakistan	2	2
Philippines	2	2
Singapore	4	4
Sri-Lanka	4	4
Thailand	7	7
China(Taiwan)	1	1
Vietnam	1	1
Iran	6	6
Kenya	2	2
Uganda	1	1
Total	39	39

Experts by Programs, Countries, Fields
(D) International Organizations

1973.3.31

Country	Agriculture & Fishers				Construction			Heavy Industry		Mining	Light Industry	Chemical Industry	Public Works		Transportation				Postal Service & Telecommunication			Health & Welfare			Atomic Energy	Business Management	Administration				Total				
	Agriculture	Forestry	Animal Husbandry	Fisheries	Civil Engineering	Architecture	Earthquake Engineering	Steel & Iron	Machines				Electric Power	Gas & Water Supply	Land	Ports & Harbours	Marine	Tourism	Mail	Telecommunications	Radio & T. V.	Medicine	Health	Welfare			Education	Economic Planning	Vocational Training	General Administration		Banking	Statistics	Public Relations	Others
Indonesia				1						1																					1			1	4
Korea																																		1	1
Laos														4																				4	4
Philippines	2			3	1								3																			1		1	11
Pakistan					1																													1	1
Singapore				14																														14	14
Thailand	6	2		16	12		10	4	5	1	3	1	3	4	5			2									2	4		7	1	2	12	102	
Vietnam					3				1																									4	4
China(Taiwan)	1														2																			3	3
Ethiopia					3																													3	3
Others																																		4	6
Total	9	2		34	20		10	4	7	1	3	2	10	4	7			2								1		2	6		7	2	2	18	153
	45				20			14						21								13													

Country	Field				Agriculture & Fisheries			Construction			Heavy Industry		Public Works			Transportation				Postal Service & Telecommunication			Health & Welfare			Administration														
	Agriculture	Forestry	Animal Husbandry	Fisheries	Civil Engineering	Architecture	Earthquake Engineering	Steel & Iron	Machine	Mining	Light Industry	Chemical Industry	Electric Power	Gas & Water Supply	Land	Ports & Harbours	Marine	Tourism	Mail	Telecommunication	Radio & T. V.	Medicine	Health	Welfare	Atomic Energy	Business Management	Education	Economic Planning	Vocational Training	General Administration	Banking	Statistics	Public Relations	Others	Total					
Burma																																				1	1			
Indonesia											1																										1	1		
China(Taiwan)			2																																			2	2	
Ghana	1									7																													8	8
Saudi Arabia									19																														19	19
Turkey									3													1																	4	4
Total	1		2						22	7	1											1														1	35	35		

Note: The number of experts "G. G. Bases Plan" indicates number of those, who are sent whose expenses were born by recipient countries.

(F) Overseas Technical Cooperation Centers

1973. 3. 31

Country	Field	Agriculture & Fishers				Construction			Heavy Industry			Light Industry	Chemical Industry	Public Works		Transportation				Postal Service & Telecommunication				Health & Welfare			Administration				Banking	Statistics	Public Relations	Others	Total
		Agriculture	Forestry	Animal Husbandry	Fisheries	Civil Engineering	Architecture	Earthquake Engineering	Steel & Iron	Machines	Mining			Electric Power	Gas & Water Supply	Land	Ports & Harbours	Marine	Tourism	Mail	Telecommunication	Radio & T. V.	Medicine	Health	Welfare	Atomic Energy	Business Management	Education	Economic Planning	Vocational Training					
Burma	Team	5																																	5
Cambodia	Team	6		4																															10
	Instructor	15																																2	24
Ceylon	Instructor				10																														10
India	Team	14																																	14
	Instructor	50			8																														58
Indonesia	Team				9																														9
	Instructor				4																														4
Pakistan	Team																																		3
	Instructor	13																																	25
Philippines	Team																																		4
	Instructor											4																							17
Singapore	Team											6																							6
	Instructor											15																							15
Thailand	Team					13																													13
	Instructor					20																													42
China (Taiwan)	Team											7																							7
	Instructor											12																2							15
Korea	Team											7																							7
	Instructor											4																							4
Afghanistan	Instructor											11																							11
Ghana	Team											4																							4
	Instructor											18																							18
Iran	Team																																		6
	Instructor											9																							9
Kenya	Team											5																							5
	Instructor											29																							33
Nigeria	Team																																		4
Syria	Instructor			3																															3
Uganda	Team											5																							5
	Instructor											11																							11
Brazil	Team											4																							4
	Instructor											7																							7
Mexico	Team																																		4
	Instructor																																		16
Total	Team	25		4	9	13						42																							110
	Instructor	78		3	22	20						133																							331

Area	Country	Agriculture & Fishers				Construction			Heavy Industry			Public Works			Transportation			Postal Service & Telecommunication			Health & Welfare			Administration			Total											
		Agriculture	Forestry	Animal Husbandry	Fisheries	Civil Engineering	Architecture	Earthquake Engineering	Steel & Iron	Machines	Mining	Light Industry	Chemical Industry	Electric Power	Gas & Water Supply	Land	Ports & Harbours	Marine	Tourism	Mail	Telecommunications	Radio & T.V.	Medicine	Health	Welfare	Atomic Energy		Business Management	Education	Economic Planning	Vocational Training	General Administration	Banking	Statistics	Public Relations	Others		
Asia	Bangladesh					13																													13			
	Burma					1				41																									41			
	Cambodia	54	6		22	77	11		3	34	6	8	36			16	3				11	6				9		8		6				15	331			
	India	3			1	2	1		2	15		1	1		4	4																		2	36			
	Indonesia	12	3		11	156	8		15	59	18	9	23	6		10	4				3							10						7	354			
	Laos	18				37				14					5																			2	76			
	Malaysia	8				11			2	2		3	7			56	22				17														128			
	Nepal					4				8			4																						16			
	Pakistan	2				73				20	6		8	18		12					14	4				2		8		4			2	173				
	Philippines	14			2	3	13		3	47	2		7	5		6		8			4													12	118			
	Singapore					10	13																													31		
	Sri-Lanka				5	9					7					7																			1	29		
	Thailand	24		5	7	107	11			11			43	47	3	44					24	5							10					11	352			
	Vietnam	23				5	5						8	29																						70		
	Korea	50		16					14						10			8																	5	103		
China (Taiwan)					7	5		8	9			11			36					6															82			
Sub Total	208	9	21	48	515	67		37	10	260	39	21	148	105	22	191	37	8		79	15				11		36		22				45	954				
Middle-East & Africa	Afghanistan										7																									7		
	Algeria		5						2																											7		
	A. R. E.	2				5	8		1	4										6																26		
	Ethiopia										6				2	11					34															47		
	Ghana																					6														12		
	Iran	28				3	3																						9							13		
	Iraq					4			1																										1	7		
	Ivory Coast		5																																	5		
	Lebanon					3				1																				1						6		
	Nigeria				7																															15		
	Madagascar										7			15																						22		
	Malta					5																														5		
	Sudan		1								4	1				12																				18		
	Saudi Arabia																																				2	
	Yemen																																				4	
	Tanzania	3				22			1		1	1			8						3														5	44		
	Turkey									6			12																							18		
	Syria															1																					1	
	Uganda																																				9	
	United Arab Emirates					28																															28	
Zambia																																				7		
Zaire					2										28	7					4														8	49		
Sub Total	33	11		7	72	11		1	2	20	18	2	27		51	18				43	26							33		1				6	382			
Others	Argentina					1			1	5			5														10		3						12			
	Brazil									6	5		6																							20		
	Bolivia	2	1			5			1		2		2								5															13		
	Chile						8															5														30		
	Colombia					5					7																									8		
	Costa Rica																																				12	
	El Salvador															12																					7	
	Guatemala																																				40	
	Paraguay	3	5												4	4						19														20		
	Ecuador					7					2			11																							22	
	Mexico										8																										15	
	Trinidad Tobago	15																																			6	101
	Peru		2					5	7		39	2		15			5	3				16														12		
	Venezuela	2									6					4																					6	342
	Sub Total	22	8			18	8	5	7	2	73	9		63	4	20	27	3				45														9		
Others				9																																57		
Grand Total	263	28	21	64	605	86	5	45	14	353	66	23	238	109	93	236	40	8		167	41				23		79		23					57	2,687			

376

696

59

347

377

208

102

(H) Agricultural Development Cooperation

1973.3.31

Country	Agriculture		Total
	Teams	Instructor	
Bangladesh	7	1	8
Cambodia	12	2	14
India	91	23	114
Indonesia	87	23	110
Korea	7		7
Laos	34	14	48
Malaysia	30		30
Nepal	32	7	39
Pakistan	6		6
Philippines	38	12	50
Sri-Lanka	40	9	49
Thailand	31	14	45
Vietnam	12	9	21
Iran	6		6
Kenya	4		4
Total	437	114	551

(I) Primary Products Development Cooperation

1973.3.31

Country	Agriculture		Total
	Teams	Instructor	
Cambodia	8	4	12
Indonesia	50	20	70
Thailand	34	14	48
Ethiopia	4		4
Tanzania	6		6
Total	102	38	140

(4) Japan Overseas Cooperation Bolunteers by Countries, Fields

Country	Agriculture & Fishers				Construction			Heavy Industry		Mining	Light Industry	Chemical Industry	Public Works		Transportation				Postal Service & Telecommunication			Health & Welfare			Atomic Energy	Business Management	Administration					Public Relations	Others	Total					
	Agriculture	Forestry	Animal Husbandry	Fisheries	Civil Engineering	Architecture	Earthquake Engineering	Steel & Iron	Machines				Electric Power	Gas & Water Supply	Land	Ports & Harbours	Marine	Tourism	Mail	Telecommunications	Radio & T. V.	Medicine	Health	Welfare			Education	Economic Planning	Vocational Training	General Administration	Banking				Statistics				
Cambodia	5	2																											9							16			
India	62		19	1						7					2		2																		2	124			
Laos	66		18	1	27	13				7	13																								4	214			
Malaysia	55		1	6	12	3			4	1	26				4	1	6		1																1	14	228		
Nepal	10			2	5	3																													3	30			
Philippines	136	3	21	24	7	1					21				5	8	2																			3	248		
Ethiopia	3			2	1	1					1					1	8																		1	2	38		
Kenya	14			14	11	19			4		2				3		36																			5	120		
Malawi				2	6	7					1	2			1	2	8																				37		
Morocco	24	12	3		21	5											2																			71			
Syria																																				2	4		
Tanzania	90	2	10	11	6	3					3						10																			1	189		
Zambia				1					1								4																			4	27		
El Salvador																																				18	44		
Others	1				2	1																															5		
Total	466	19	72	64	98	56			9	8	74	2			15	22	78																				2	58	1,395
	621				154										37		82				72			56															

III. Overseas Technical Cooperation Centers

1973. 3. 31

Country (Place)	Name of Center	Field and Subject	Number of Instructor	Agreement Signed
China(Taiwan)	Vocational Training Center	Steel and Canning, Welders, Machine Mechanics, Electrical Appliances Mechanical Draft	20 (16)	1969/12
India(Mangalore)	Marine Products Processing Training Center	Canning, Refrigerating Fishing, Freezing, etc.	12	1962/3/31
India(Andhra Pradesh, Mysore, Kerala, Maharashtra)	Agricultural Demonstration Farm	Agricultural Techniques (Rice Growing), Machinery, Farm Management, Training	46	1964/12/17
Indonesia(Djakarta)	Technical Cooperation in the Field of Fishery Research & Education	Research on Preservation & Processing of Marine Products, Sea Fishery Research, Fishing Boat & Gear Research, Fishing Education	6	1969/7/18
Korea(Kyung-puk)	Institute of Technology	Mechanical Course, Chemical Course, Foundry Course	7 (2)	1967/10/25
Pakistan(Haripur)	Telecommunication Research Center	Telephone Exchange, Telegraph, Wireless Telecommunication, Transmission	19 (4)	1963/11/16
Philippines(Marikina)	Technological & Development Center for Cottage & Small Scale Industries	Forging & Small Machine Parts Manufacturing, Ceramics, Textile Fibercraft & Weaving, Woodcraft, Bamboo & Rattancraft, Consultation & Management	17 (2)	1966/9/29
Singapore(Singapore)	Prototype Production & Training Center	Machining, Tool & Die Making, Heat Treatment, Design & Drawing, Electroplating, Welding Forging	15 (2)	1966/10/15
Thailand(Songhkla)	Technical Training Center for Road Construction	Design, Construction & Maintenance of Road & Operation of Machinery, Equipment used in Road Construction	14	1964/11/16
Ghana(Tema)	Textile Training Center	Weaving, Dyeing including Simple Wax Printing & Finishing of Cotton Fabrics and Production Towels	18	1963/5/23
Kenya(Nakuru)	Training Research Center for Small Scale Industries	Management Course : Technical Course : Tailoring & Dress-Making, Leather Working, Wood Working and Others	32 (5)	1964/7/30
Uganda	Vocational Training Institute	Machining, Sheet Metal Working, Welding and Flame Cutting, Machinery Fitting Electrical Fitting and Electrical Installation	14 (10)	1968/6/28
Brazil(Recife)	Technical Training Center for Textile Industries	Blowing & Carding, Coma Drawing & Roving, Spinning & Twisting, Preparing of Weaving, Weaving, Testing & Quality Control	9 (2)	1962/3/28
Mexico(Mexico City)	La Escuela De Capacitacion en Comunicaciones Electricas	Microwave, Automatic Telegraph Exchange, Radio Communication, Carrier Transmission, System Design of Telephone Network	18 (6)	1967/7/25

Country (Place)	Name of Center	Field and Subject	Number of Instructor	Agreement Signed
Afghanistan (Kabul)	Training Center for Small Scale Industries	Grassware, Bicycle Assembling, Plastic Moulding	11	1961/3/15
Ceylon(Negombo)	Fisheries Training Center	Training Boat, Fishing Gear and Tackle, Marine Engine, Fishing Appliance and Others	12	1961/3/20
Pakistan(Dacca)	Farm Mechanization Training Institute	Agronomy, Soil and Fertilizers, Agricultural Machinery, Plant Protection and Horticulture	20	1960/7/30
Thailand(Nondhaburi)	The Monguts Institute of Technology	Telephone, Telegraph, Wireless, Microwave, Radio, Television Broadcasting	50 (7)	1960/8/24
Thailand(Bangkok)	Virus Research Institute	Electron Microscope, Equipment for Serology, Equipment for Tissue and Others	8	1961/11/25
Iran(Karachi)	Training Center for Small Scale Industries	Machining, Sheet-Metal Working, Welding, Plastic Pipe and Others	15 (1)	1960/9/12
Cambodia(Battambang)	The Agricultural Technical Center of Friendship Between Japan and Cambodia	Improvement & Growing Techniques of Rice, Extension Service, Training for Farmers, Technical Guidance for Mechanized Farming	27	1964/7/6
" (Kampong-Cham)	The Livestock Breeding Center of Friendship Between Japan and Cambodia	Feeding, Management of the Breeding Stocks & Poultry; Proceeding, Utilization of the Livestock Products; Researches on Health & Hygiene of Livestocks; Feeding Improvement; Technical Training & Extension Service	14	"
"	The Medical Center of Friendship Between Japan and Cambodia	Diagnosis and Therapeutics. Extension Service. Researches and Experiments on Public Health. (CP)	(CP)	"
Iran(Teheran)	The Iran Telecommunication Research Center	Microwave, Wireless, Carrier, Outside Plant, Telegraph, Telephone, Broadcast and Radio Regulation	13 (8)	1971/3/29

[Faint, illegible text covering the majority of the page]

