

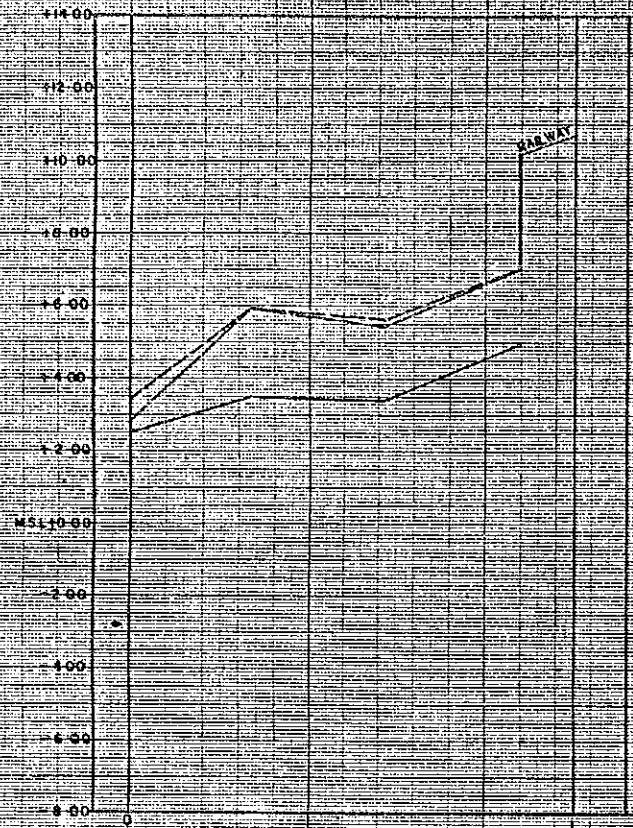


PROPOSED TOP ELEV. OF RETAINING WALL	PROPOSED BOTTOM ELEV. OF KHAL	EXISTING ELEV. OF LEFT BANK	EXISTING ELEV. OF RIGHT BANK	EXISTING BOTTOM ELEV. OF KHAL	ACCUMULATE DISTANCE (M)
14.00	12.50	13.20	13.20	12.00	0.00
14.00	12.50	13.20	13.20	12.00	1.50
14.00	12.50	13.20	13.20	12.00	3.00
14.00	12.50	13.20	13.20	12.00	4.50
14.00	12.50	13.20	13.20	12.00	6.00


LEGEND

- — — — — EXISTING RIGHT GROUND LINE
- - - - - EXISTING LEFT GROUND LINE
- — — — — EXISTING BOTTOM LINE

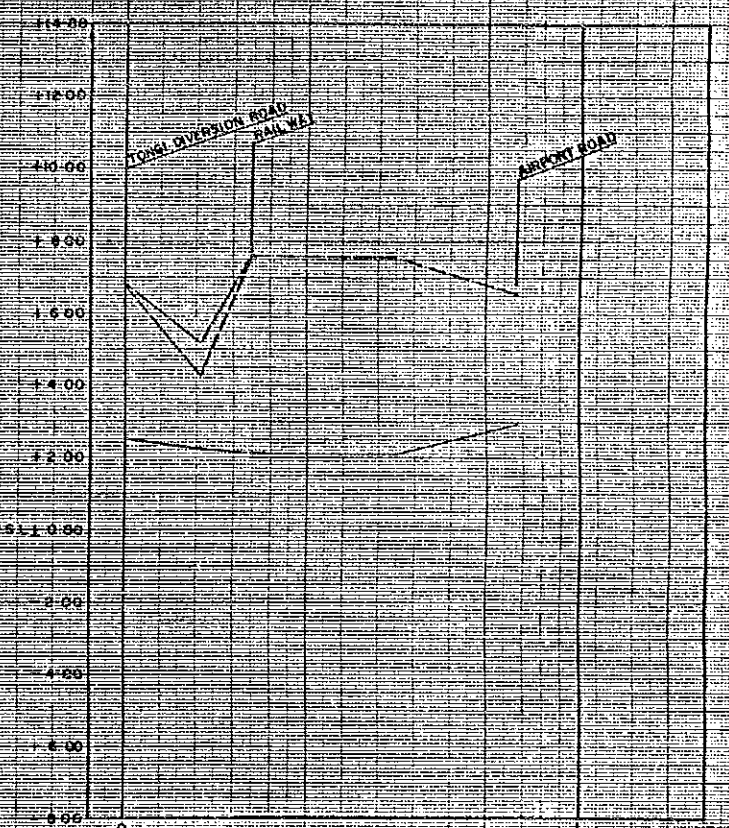
PROFILE OF GULSHAN - KHAL NO. 3, LI-15			
DWG. NO.	L-8	SCALE	H=1:5,000, V=1:100
		DATE	FEBRUARY 1967



PROPOSED TOP ELEV OF RETAINING WALL	PROPOSED BOTTOM ELEV OF KHAL	EXISTING ELEV OF LEFT BANK	EXISTING ELEV OF RIGHT BANK	EXISTING BOTTOM ELEV OF KHAL	ACCUMULATE DISTANCE (M)	NO.
		8.00	9.92	9.00	0	1
		11.4	11.90	9.50	20	2
		11.4	11.84	10.00	51.71	3
		11.4	11.71	10.20	60.00	4



PROPOSED TOP ELEV OF RETAINING WALL	PROPOSED BOTTOM ELEV OF KHAL	EXISTING ELEV OF LEFT BANK	EXISTING ELEV OF RIGHT BANK	EXISTING BOTTOM ELEV OF KHAL	ACCUMULATE DISTANCE (M)	NO.
		8.00	9.92	9.00	0	1
		11.4	11.90	9.50	20	2
		11.4	11.84	10.00	51.71	3
		11.4	11.71	10.20	60.00	4



PROPOSED TOP ELEV OF RETAINING WALL	PROPOSED BOTTOM ELEV OF KHAL	EXISTING ELEV OF LEFT BANK	EXISTING ELEV OF RIGHT BANK	EXISTING BOTTOM ELEV OF KHAL	ACCUMULATE DISTANCE (M)	NO.
		8.00	9.92	9.00	0	1
		11.4	11.90	9.50	20	2
		11.4	11.84	10.00	51.71	3
		11.4	11.71	10.20	60.00	4

- - - - - EXISTING RIGHT GROUND LINE
 - - - - - EXISTING LEFT GROUND LINE
 - - - - - EXISTING BOTTOM LINE

PROFILE OF KAMALAPUR, PARBAGH, MOHAKALI KHAL
 NO 31-34, 01-05, M-14
 DWG NO. 1-9
 SCALE 1:1000
 DATE FEBRUARY, 1987

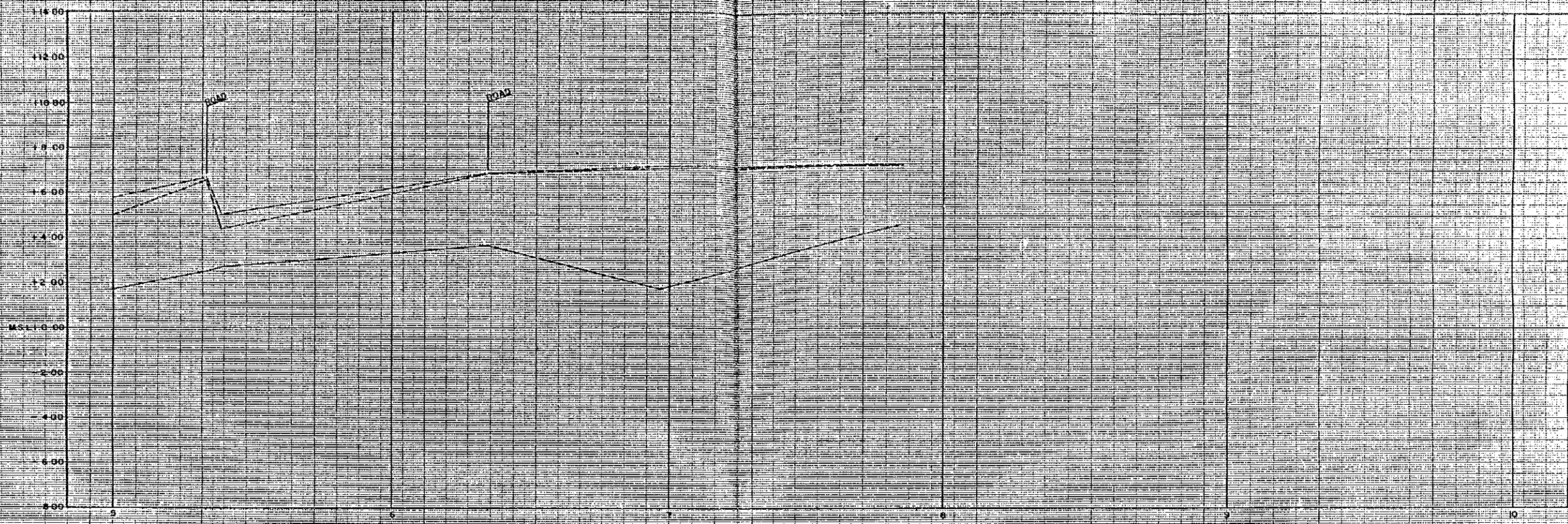


NO	ACCUMULATE DISTANCE (M)	EXISTING BOTTOM ELEV. OF KHAL	EXISTING ELEV. OF RIGHT BANK	EXISTING ELEV. OF LEFT BANK	PROPOSED BOTTOM ELEV. OF KHAL	PROPOSED TOP ELEV. OF RETAINING WALL
1	0	8.00	10.00	10.00	8.00	10.00
2	50	8.23	11.00	11.00	8.23	11.00
3	350	8.68	10.00	10.00	8.68	10.00
4	380	8.71	10.00	10.00	8.71	10.00
5	450	8.81	10.00	10.00	8.81	10.00
6	480	8.81	10.00	10.00	8.81	10.00
7	3500	7.91	10.00	10.00	7.91	10.00
8	3710	7.91	10.00	10.00	7.91	10.00
9	3800	7.66	10.00	10.00	7.66	10.00
10	3800	7.66	10.00	10.00	7.66	10.00
11	4410	7.91	10.00	10.00	7.91	10.00
12	4480	7.91	10.00	10.00	7.91	10.00
13	4600	7.73	10.00	10.00	7.73	10.00
14	4800	7.73	10.00	10.00	7.73	10.00

LEGEND
 - - - - - EXISTING RIGHT GROUND LINE
 - - - - - EXISTING LEFT GROUND LINE
 - - - - - EXISTING BOTTOM LINE

PROFILE OF BEGUNBARI KHAL NOPI - P.5

DWG. NO. L-10 SCALE H=1:8,000, V=1:100
 DATE FEBRUARY, 1987



PROPOSED TOP ELEV OF RETAINING WALL										
PROPOSED BOTTOM ELEV OF KHAL										
EXISTING ELEV OF LEFT BANK	P	2	3	4	5	6	7	8	9	10
EXISTING ELEV OF RIGHT BANK	8	8	8	8	8	8	8	8	8	8
EXISTING BOTTOM ELEV OF KHAL	C	2	2	2	2	2	2	2	2	2
ACCUMULATE DISTANCE (M)	0	0	0	0	0	0	0	0	0	0
NO.	1	2	3	4	5	6	7	8	9	10

LEGEND
 - - - - - EXISTING RIGHT GROUND LINE
 - - - - - EXISTING LEFT GROUND LINE
 - - - - - EXISTING BOTTOM LINE

PROFILE OF BEGUNBARI KHAL NO P15-R20

DRAWING NO. 1-11 SCALE H=1:8,000, V=1:100 DATE FEBRUARY, 1987