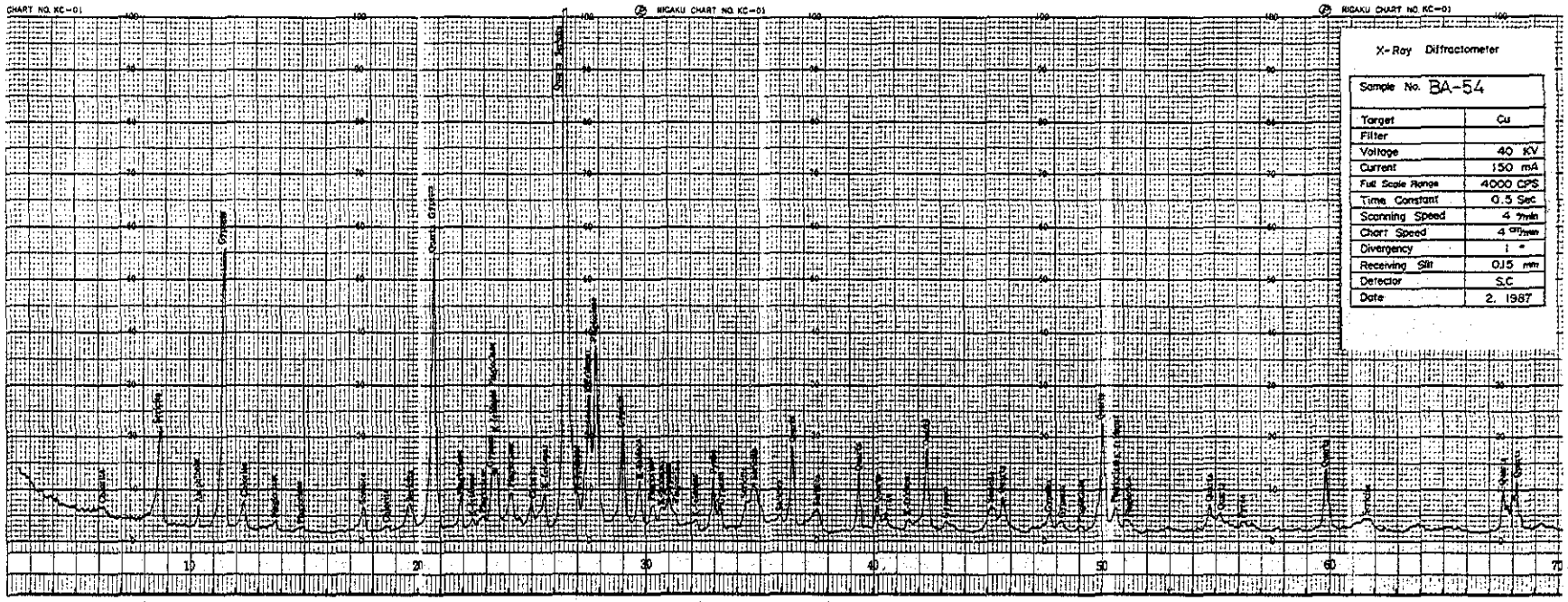
RIGAKU CHART NO. KC-01
X-Ray Diffractometer
Sample No. BA-54
Target Cu
Filter
Voltage 40 KV
Current 150 mA
Full Scale Range 4000 CPS
Time Constant 0.5 Sec
Scanning Speed 4 °/min
Chart Speed 4 cm/min
Divergency 1 °
Receiving Slit 0.15 mm
Detector S.C
Date 2. 1987

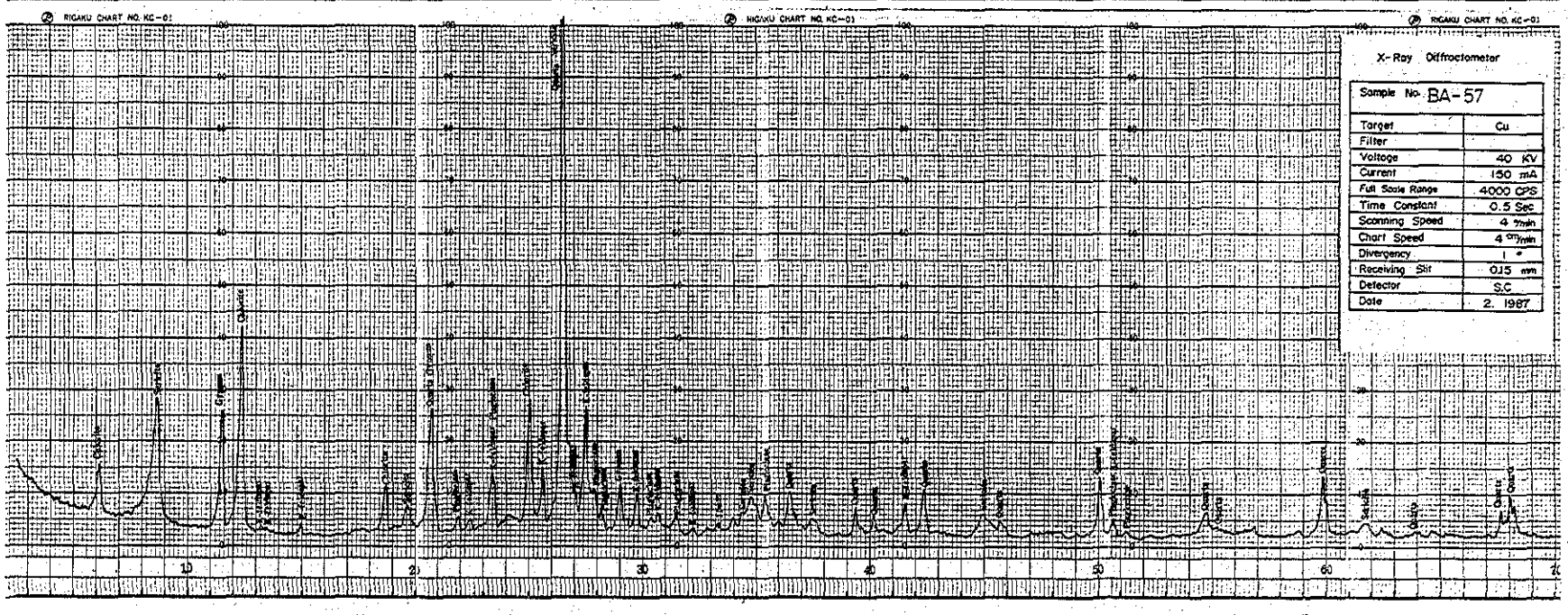
RIGAKU CHART NO. KC-01
X-Ray Diffractometer
Sample No. BA-57
Target Cu
Filter
Voltage 40 KV
Current 150 mA
Full Scale Range 4000 CPS
Time Constant 0.5 Sec
Scanning Speed 4 °/min
Chart Speed 4 cm/min
Divergency 1 °
Receiving Slit 0.15 mm
Detector S.C
Date 2. 1987

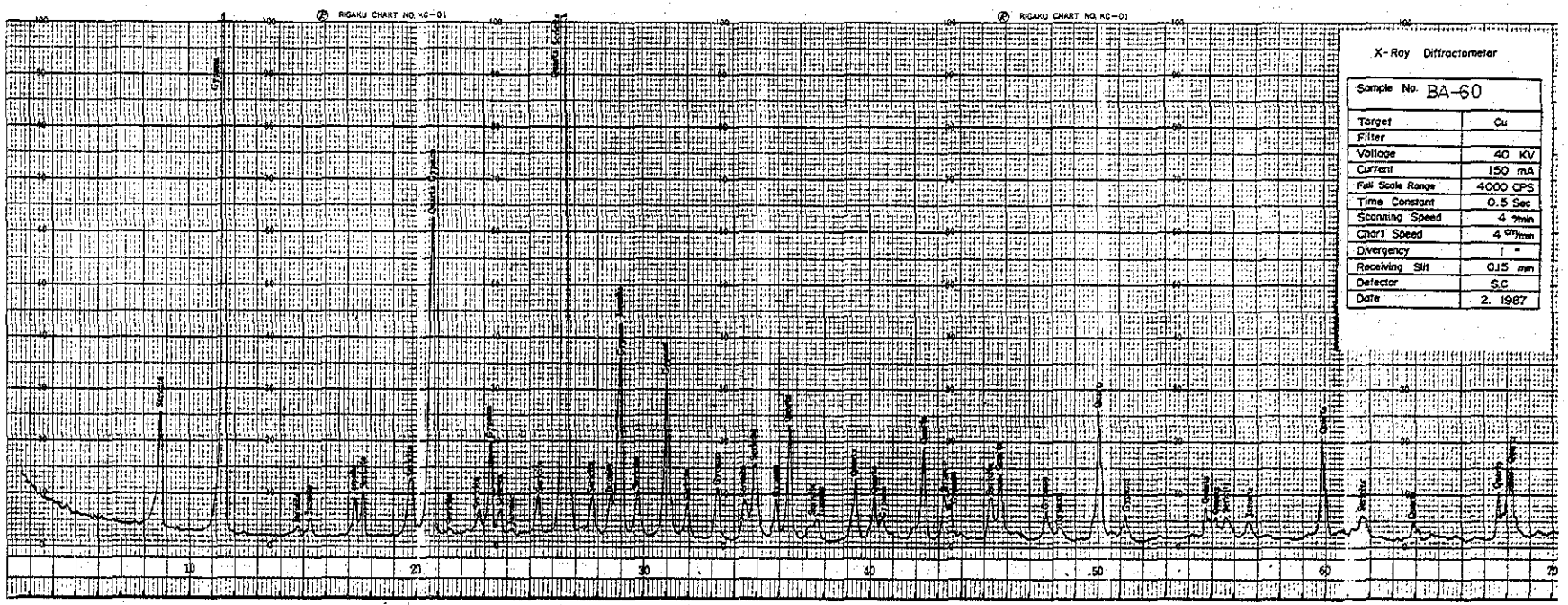
RIGAKU CHART NO. KC-01
X-Ray Diffractometer
Sample No. BA-60
Target Cu
Filter
Voltage 40 KV
Current 150 mA
Full Scale Range 4000 CPS
Time Constant 0.5 Sec
Scanning Speed 4 °/min
Chart Speed 4 cm/min
Divergency 1 °
Receiving Slit 0.15 mm
Detector S.C
Date 2. 1987
10
20
30
40
50
60

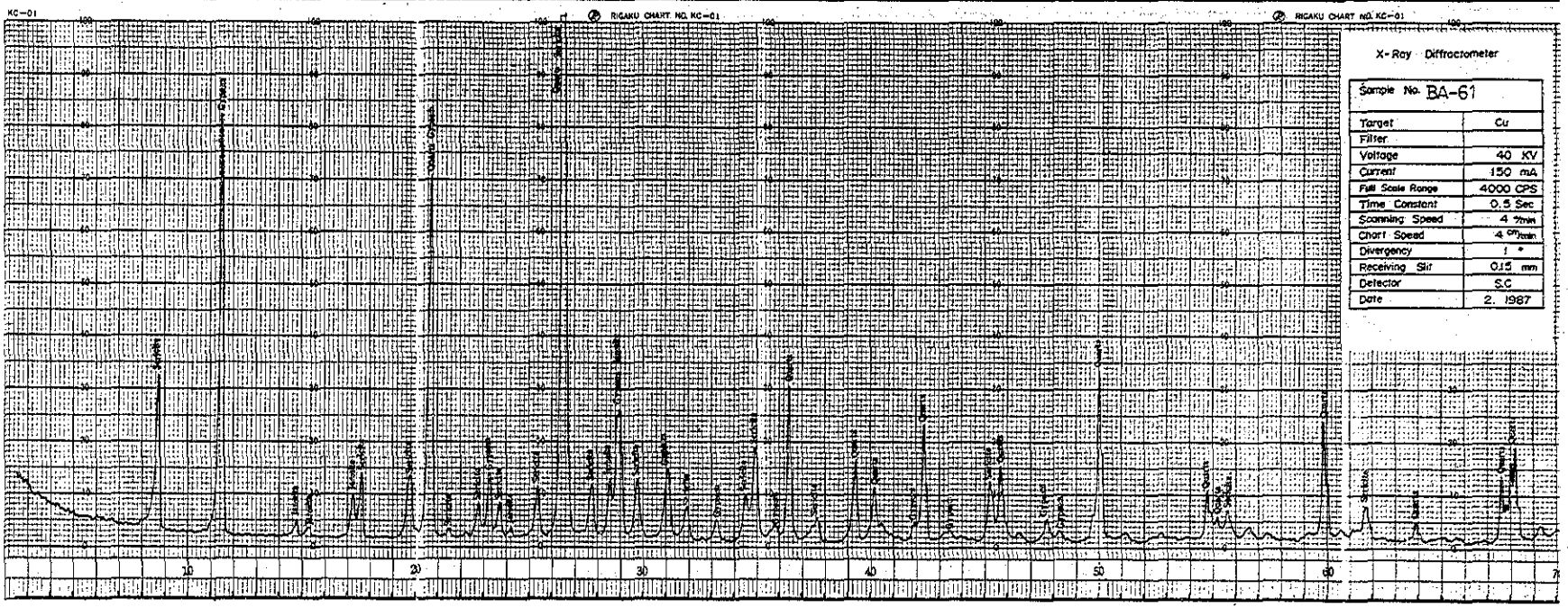
KC-01
RIGAKU CHART NO. KC-01
X-Ray Diffractometer
Sample No. BA-61
Target Cu
Filter
Voltage 40 KV
Current 150 mA
Full Scale Range 4000 CPS
Time Constant 0.5 Sec
Scanning Speed 4 °/min
Chart Speed 4 cm/min
Divergency 1 °
Receiving Slit 0.15 mm
Detector S.C
Date 2. 1987
10
20
30
40
50
60

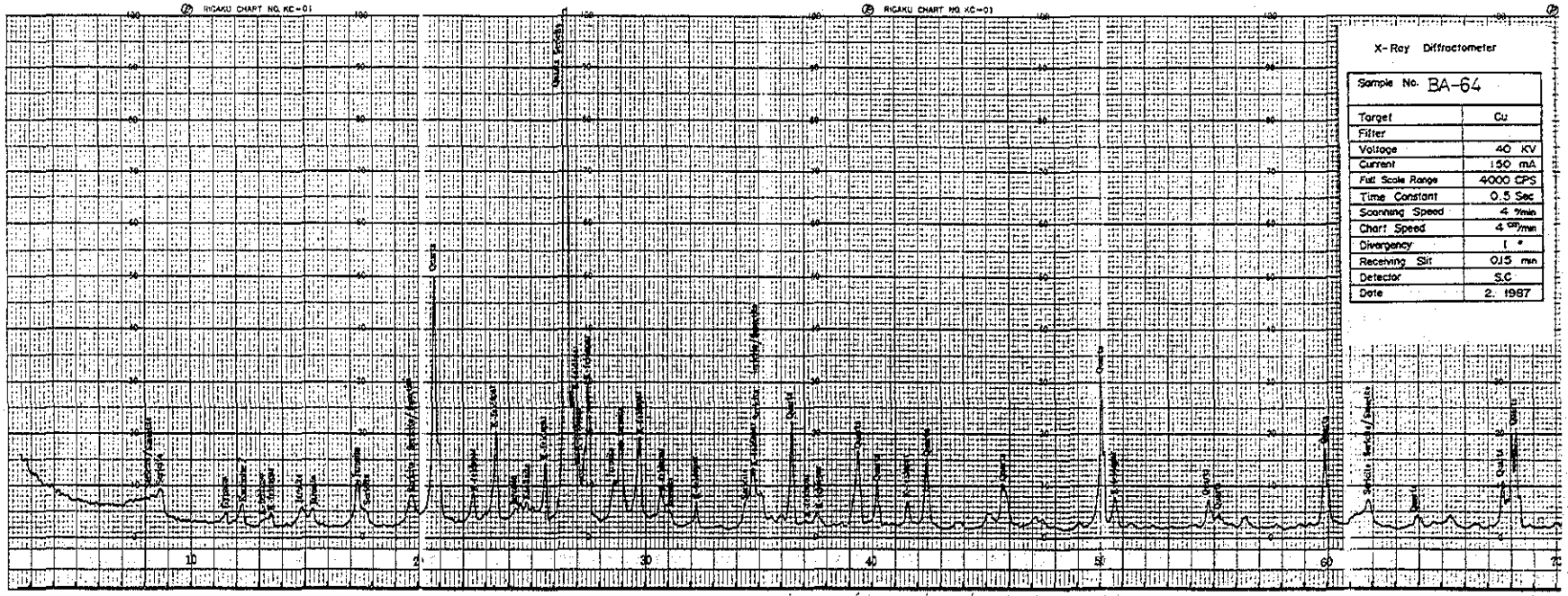

X-Ray Diffractometer

Sample No.	BA-64
Target	Cu
Filter	
Voltage	40 KV
Current	150 mA
Full Scale Range	4000 CPS
Time Constant	0.5 Sec
Scanning Speed	4 °/min
Chart Speed	4 cm/min
Divergency	1 °
Receiving Slit	0.15 mm
Detector	S.C
Date	2. 1987

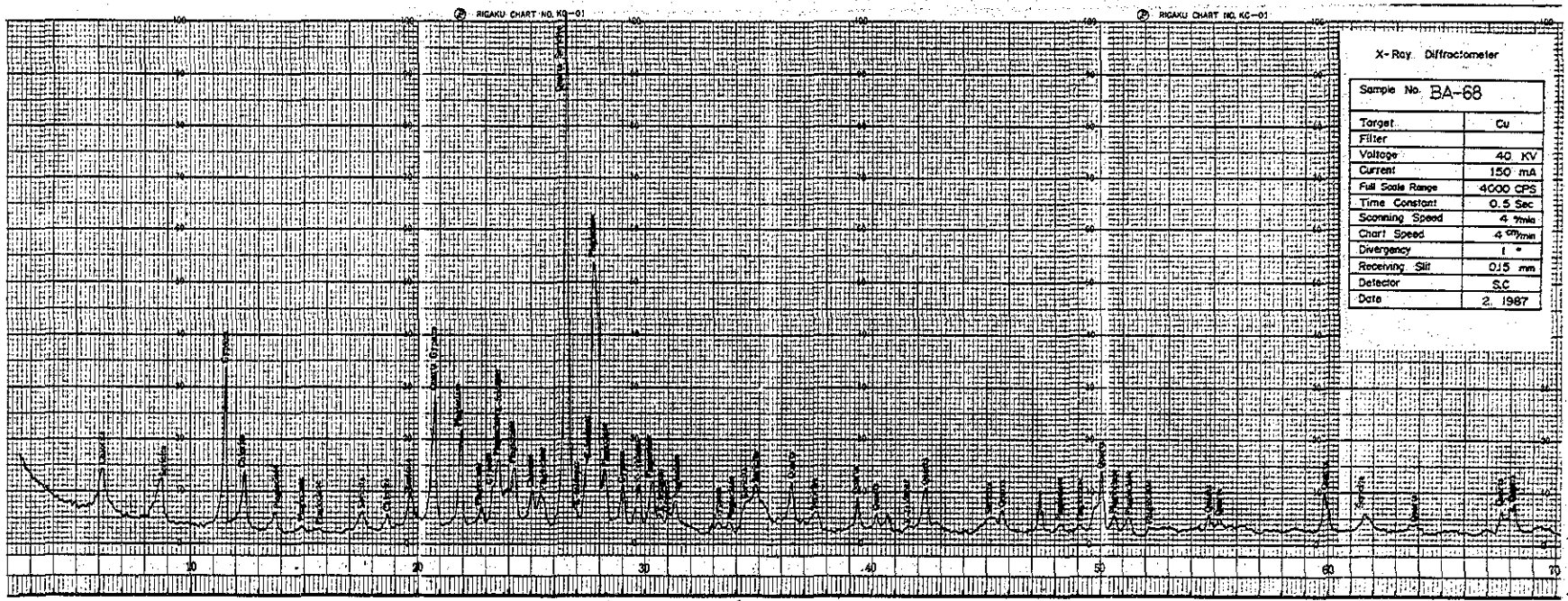

X-Ray Diffractometer

Sample No.	BA-68
Target	Cu
Filter	
Voltage	40 KV
Current	150 mA
Full Scale Range	4000 CPS
Time Constant	0.5 Sec
Scanning Speed	4 °/min
Chart Speed	4 cm/min
Divergency	1 °
Receiving Slit	0.15 mm
Detector	S.C
Date	2. 1987

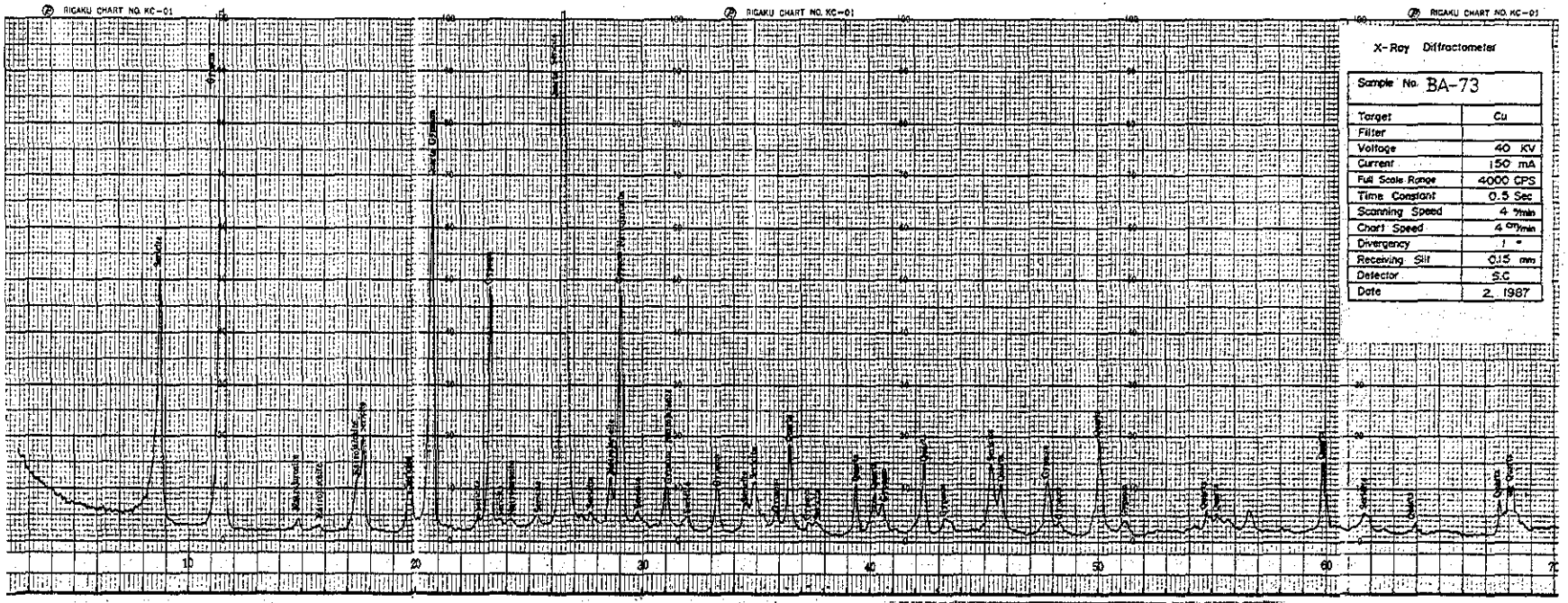
RIGAKU CHART NO. KC-01
X-Ray Diffractometer
Sample No. BA-73
Target Cu
Filter
Voltage 40 KV
Current 150 mA
Full Scale Range 4000 CPS
Time Constant 0.5 Sec
Scanning Speed 4 °/min
Chart Speed 4 cm/min
Divergency 1 °
Receiving Slit 0.15 mm
Detector S.C
Date 2. 1987
10
20
30
40
50
60

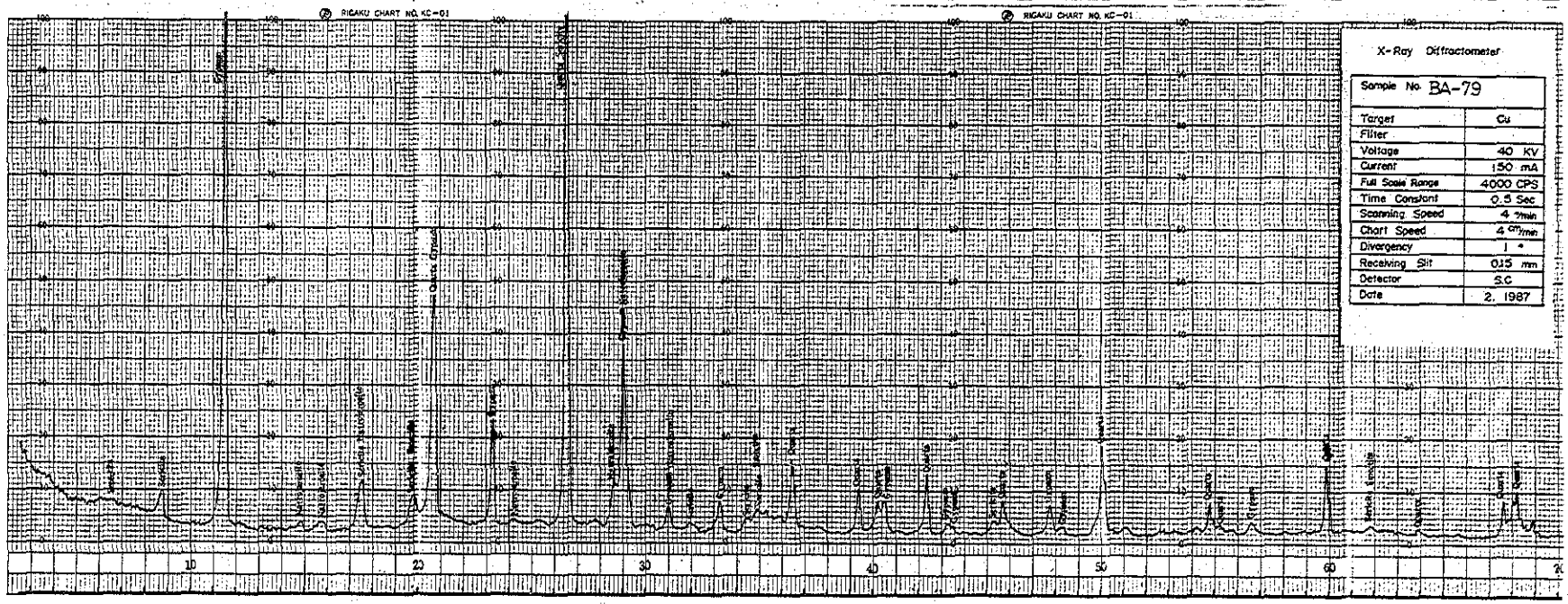
RIGAKU CHART NO. KC-01
X-Ray Diffractometer
Sample No. BA-79
Target Cu
Filter
Voltage 40 KV
Current 150 mA
Full Scale Range 4000 CPS
Time Constant 0.5 Sec
Scanning Speed 4 °/min
Chart Speed 4 cm/min
Divergency 1 °
Receiving Slit 0.15 mm
Detector S.C
Date 2. 1987
10
20
30
40
50
60

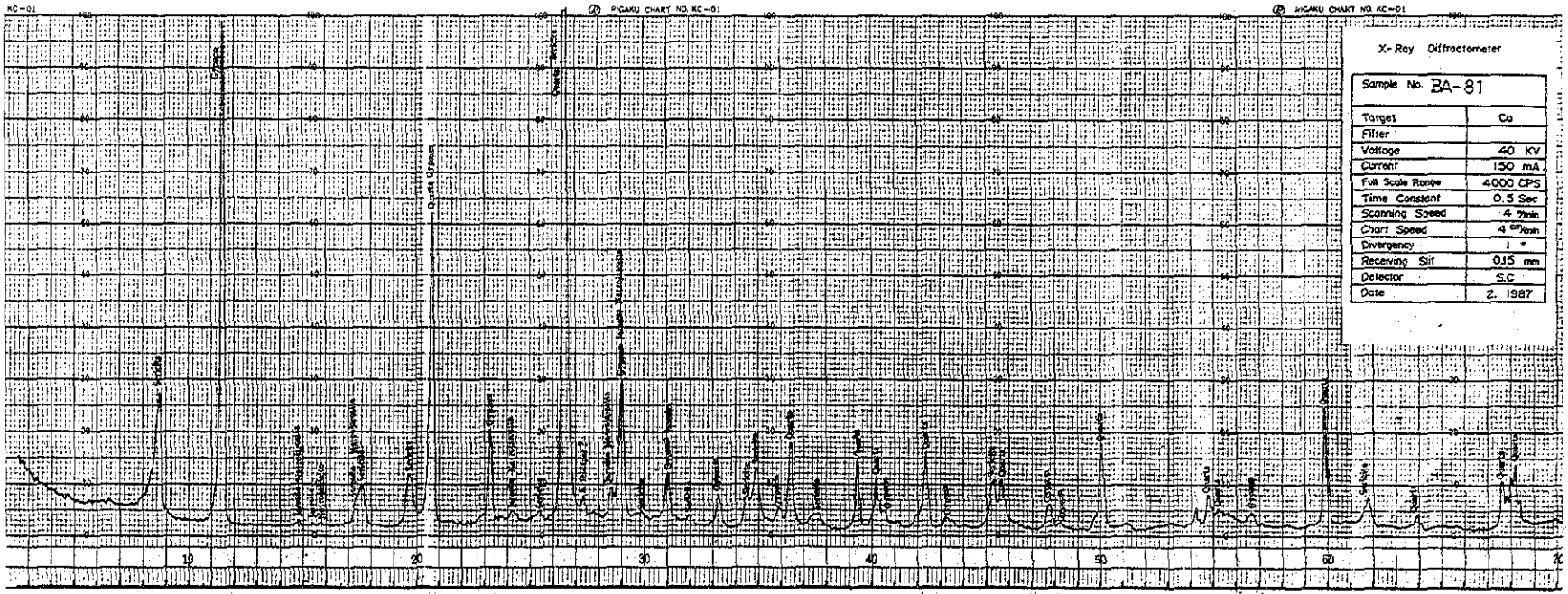
RIGAKU CHART NO. KC-01
X-Ray Diffractometer
Sample No. BA-81
Target Cu
Filter
Voltage 40 KV
Current 150 mA
Full Scale Range 4000 CPS
Time Constant 0.5 Sec
Scanning Speed 4 °/min
Chart Speed 4 cm/min
Divergency 1 °
Receiving Slit 0.15 mm
Detector S.C
Date 2. 1987

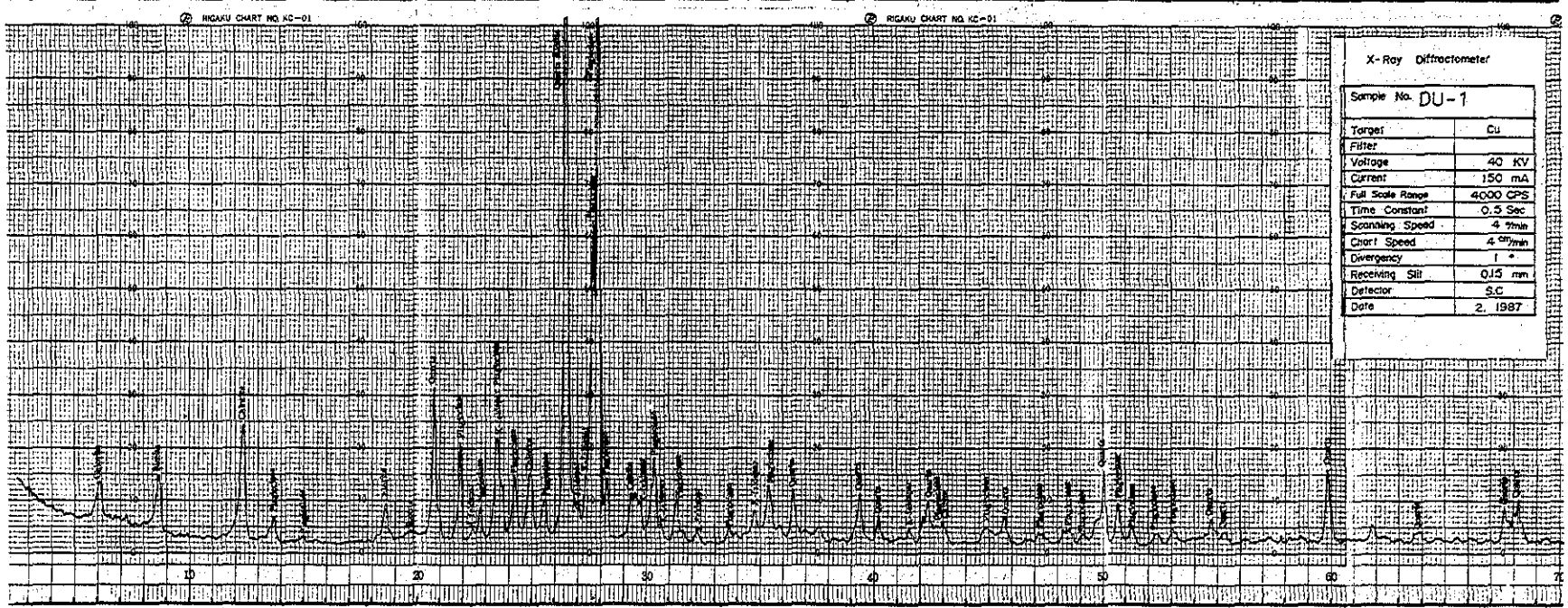
RIGAKU CHART NO. KC-01
X-Ray Diffractometer
Sample No. DU-1
Target Cu
Filter
Voltage 40 KV
Current 150 mA
Full Scale Range 4000 CPS
Time Constant 0.5 Sec
Scanning Speed 4 °/min
Chart Speed 4 cm/min
Divergency 1 °
Receiving Slit 0.15 mm
Detector S.C
Date 2. 1987

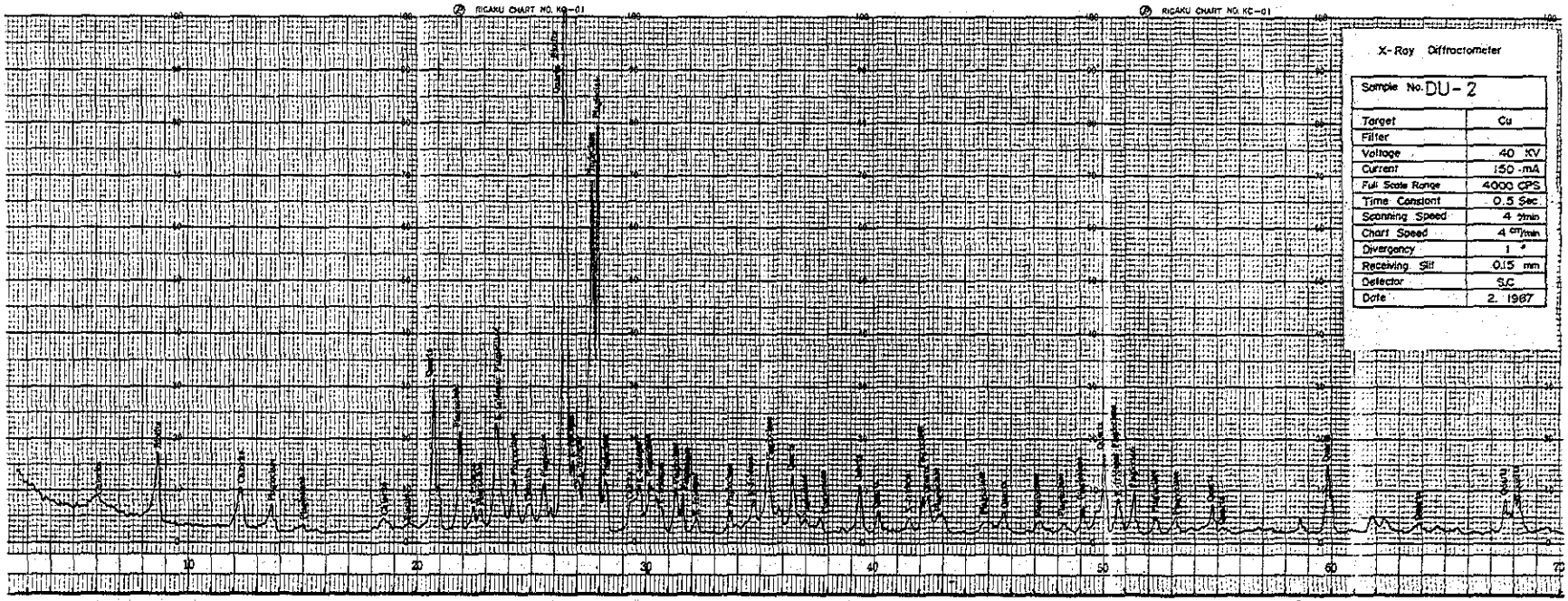

X-Ray Diffractometer

Sample No. DU-2	
Target	Cu
Filter	
Voltage	40 KV
Current	150 mA
Full Scale Range	4000 CPS
Time Constant	0.5 Sec
Scanning Speed	4 °/min
Chart Speed	4 cm/min
Divergency	1 °
Receiving Slit	0.15 mm
Detector	S.C
Date	2. 1987

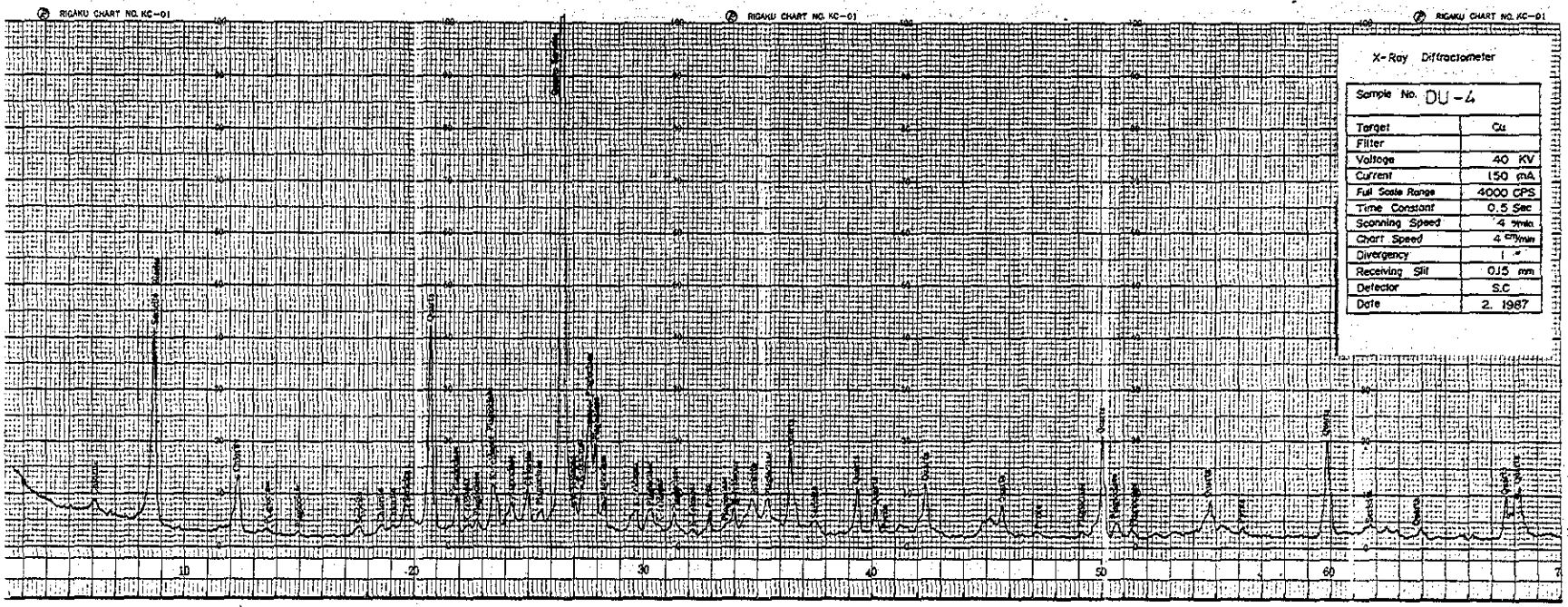

X-Ray Diffractometer

Sample No. DU-4	
Target	Cu
Filter	
Voltage	40 KV
Current	150 mA
Full Scale Range	4000 CPS
Time Constant	0.5 Sec
Scanning Speed	4 °/min
Chart Speed	4 cm/min
Divergency	1 °
Receiving Slit	0.15 mm
Detector	S.C
Date	2. 1987

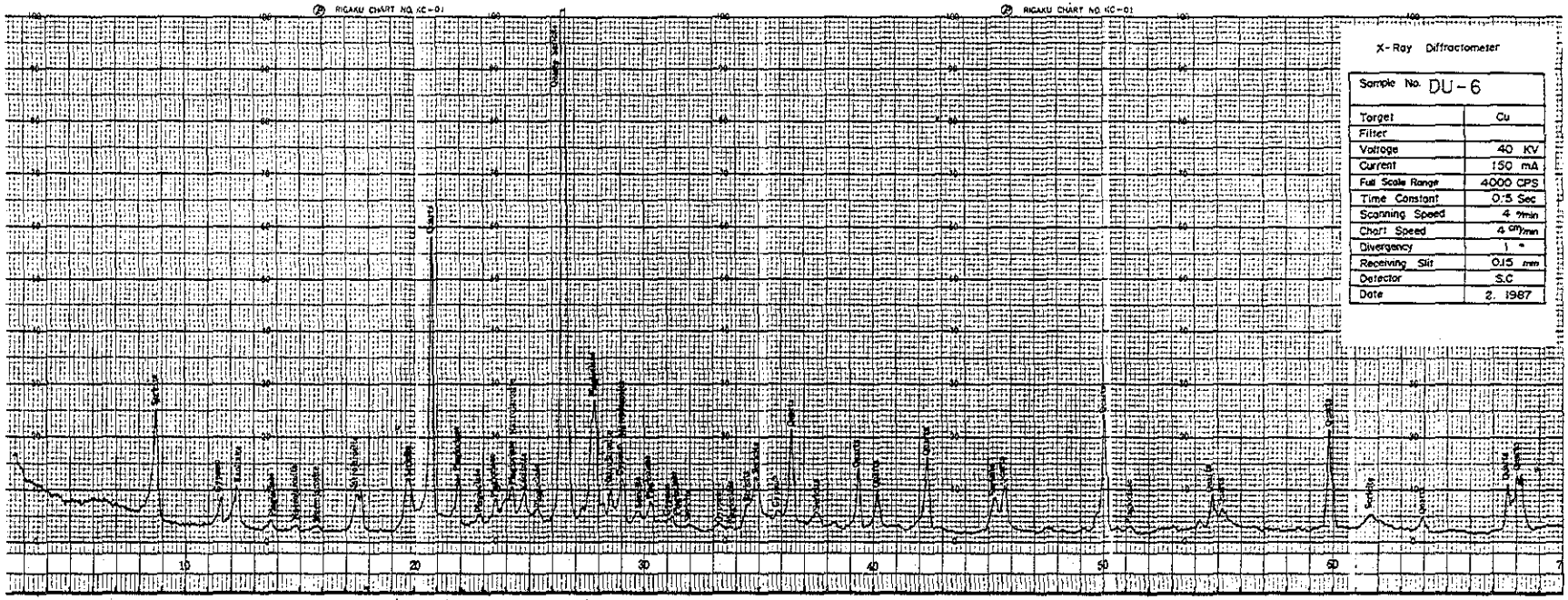

X-Ray Diffractometer

Sample No. DU-6	
Target	Cu
Filter	
Voltage	40 KV
Current	150 mA
Full Scale Range	4000 CPS
Time Constant	0.5 Sec
Scanning Speed	4 °/min
Chart Speed	4 cm/min
Divergency	1 °
Receiving Slit	0.15 mm
Detector	S.C
Date	2. 1987

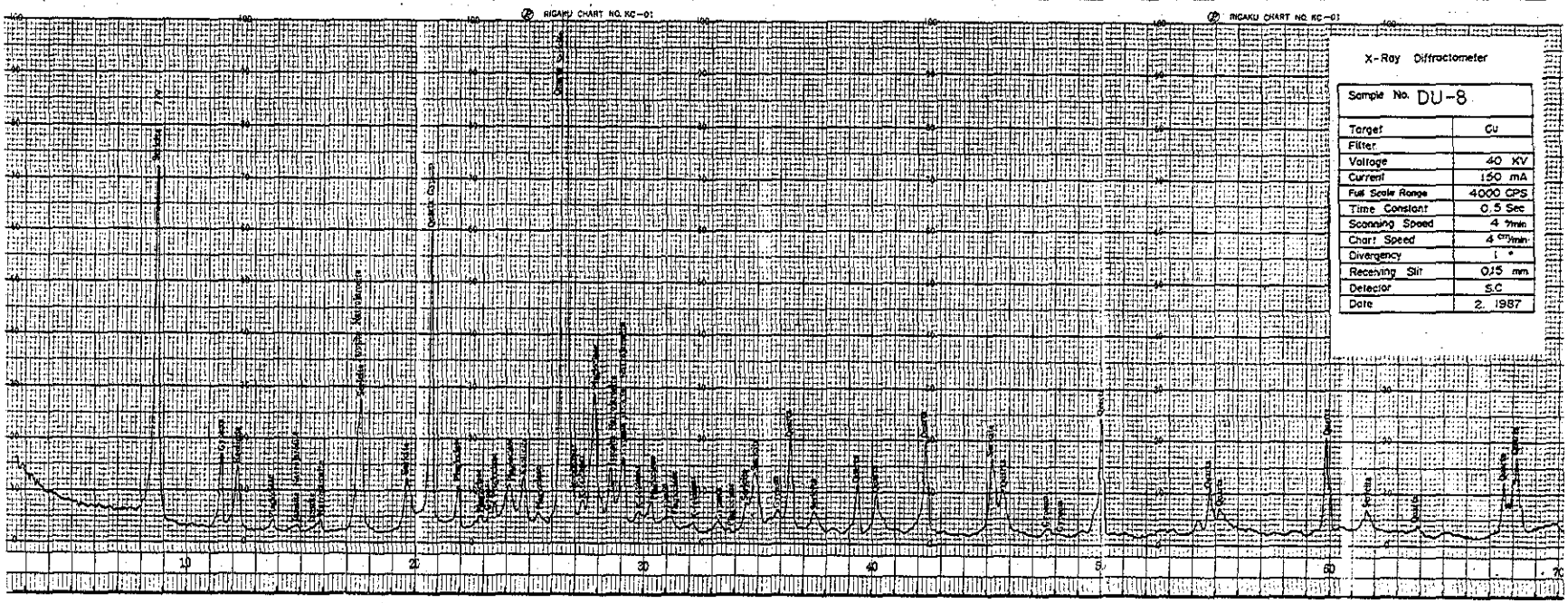

X-Ray Diffractometer

Sample No. DU-8	
Target	Cu
Filter	
Voltage	40 KV
Current	150 mA
Full Scale Range	4000 CPS
Time Constant	0.5 Sec
Scanning Speed	4 °/min
Chart Speed	4 cm/min
Divergency	1 °
Receiving Slit	0.15 mm
Detector	S.C
Date	2. 1987

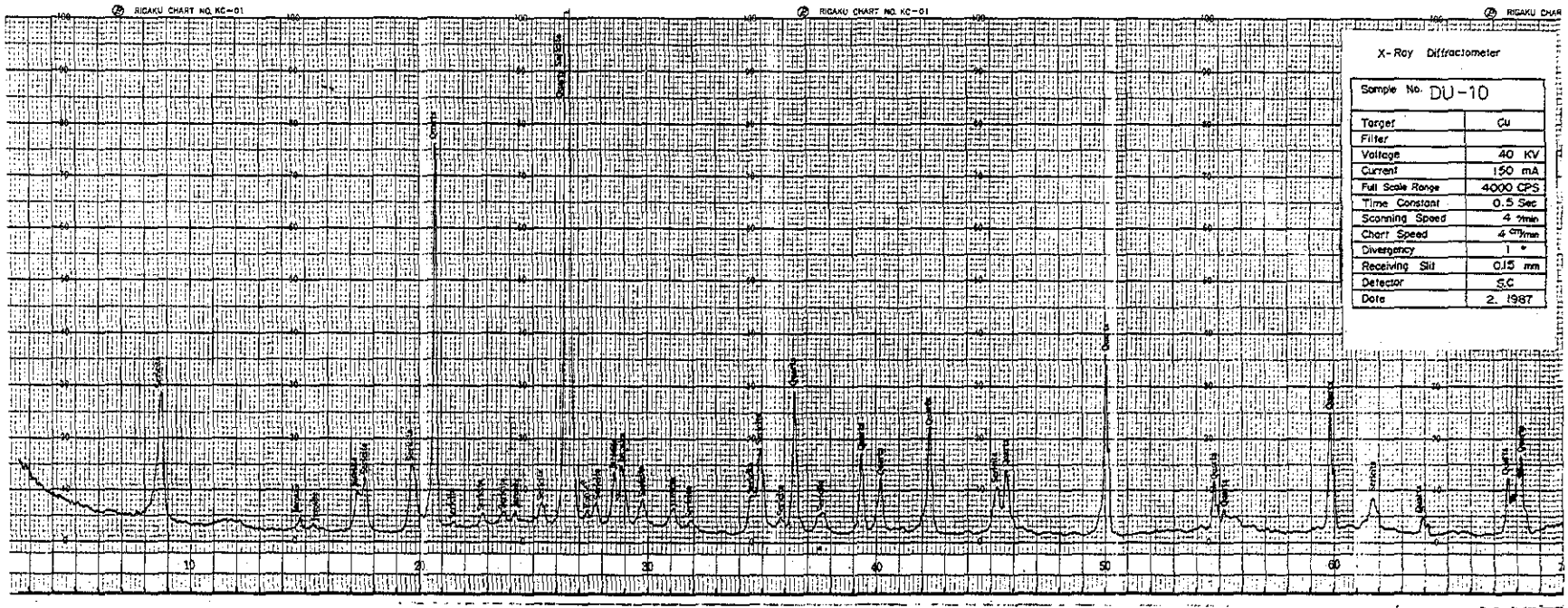

X-Ray Diffractometer

Sample No.	DU-10
Target	Cu
Filter	
Voltage	40 KV
Current	150 mA
Full Scale Range	4000 CPS
Time Constant	0.5 Sec
Scanning Speed	4 °/min
Chart Speed	4 cm/min
Divergency	1 °
Receiving Slit	0.15 mm
Detector	S.C
Date	2. 1987

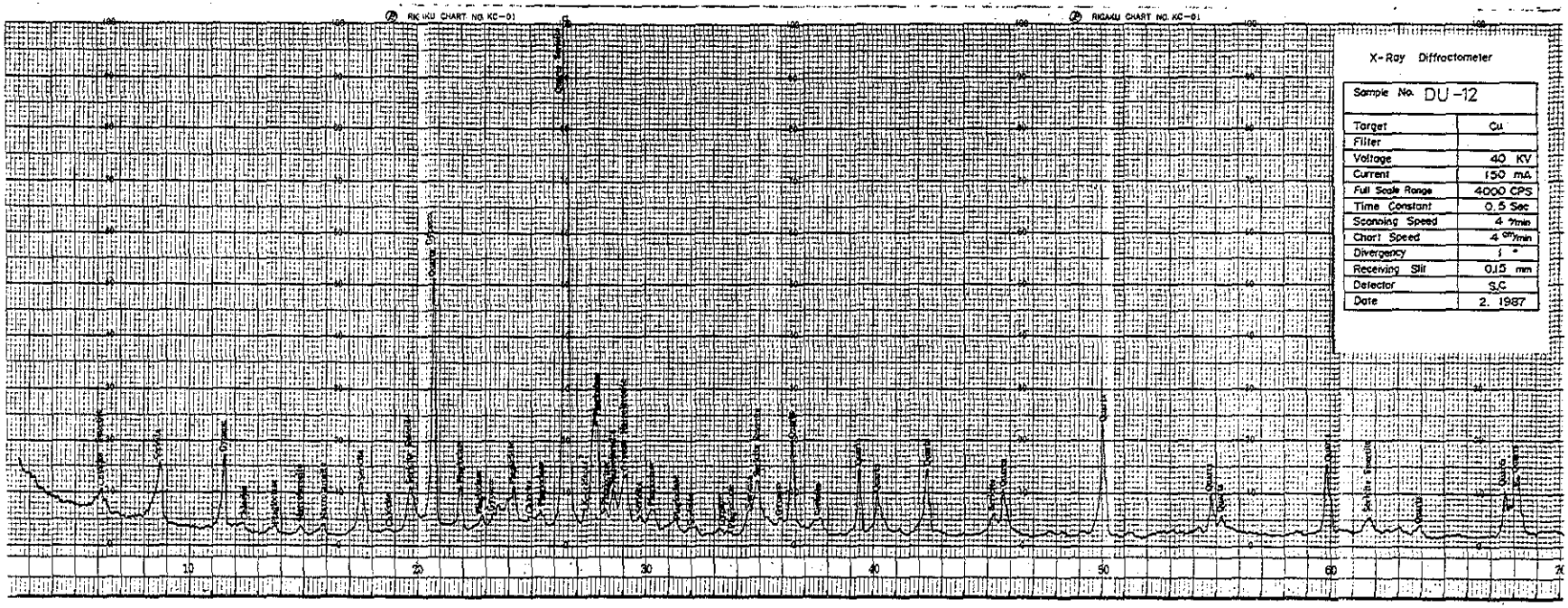

X-Ray Diffractometer

Sample No.	DU-12
Target	Cu
Filter	
Voltage	40 KV
Current	150 mA
Full Scale Range	4000 CPS
Time Constant	0.5 Sec
Scanning Speed	4 °/min
Chart Speed	4 cm/min
Divergency	1 °
Receiving Slit	0.15 mm
Detector	S.C
Date	2. 1987

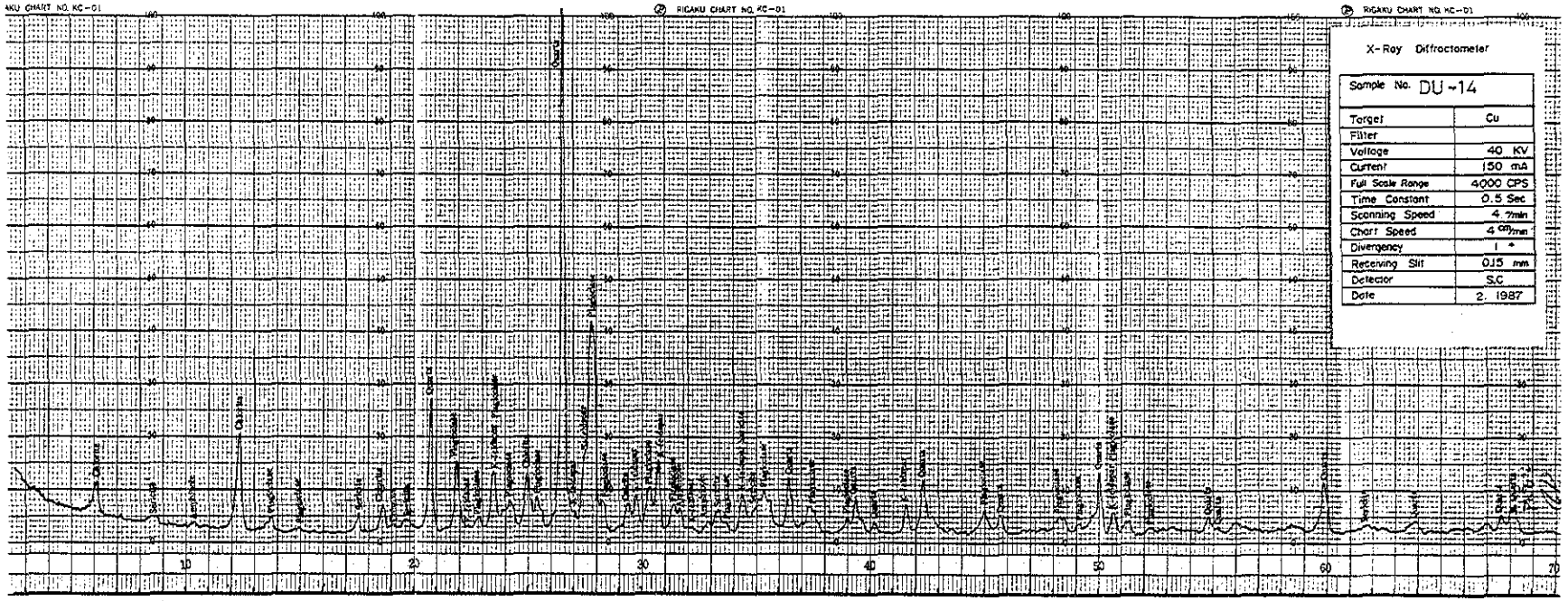

X-Ray Diffractometer

Sample No. DU-14	
Target	Cu
Filter	
Voltage	40 KV
Current	150 mA
Full Scale Range	4000 CPS
Time Constant	0.5 Sec
Scanning Speed	4 °/min
Chart Speed	4 cm/min
Divergency	1 °
Receiving Slit	0.15 mm
Detector	S.C
Date	2. 1987

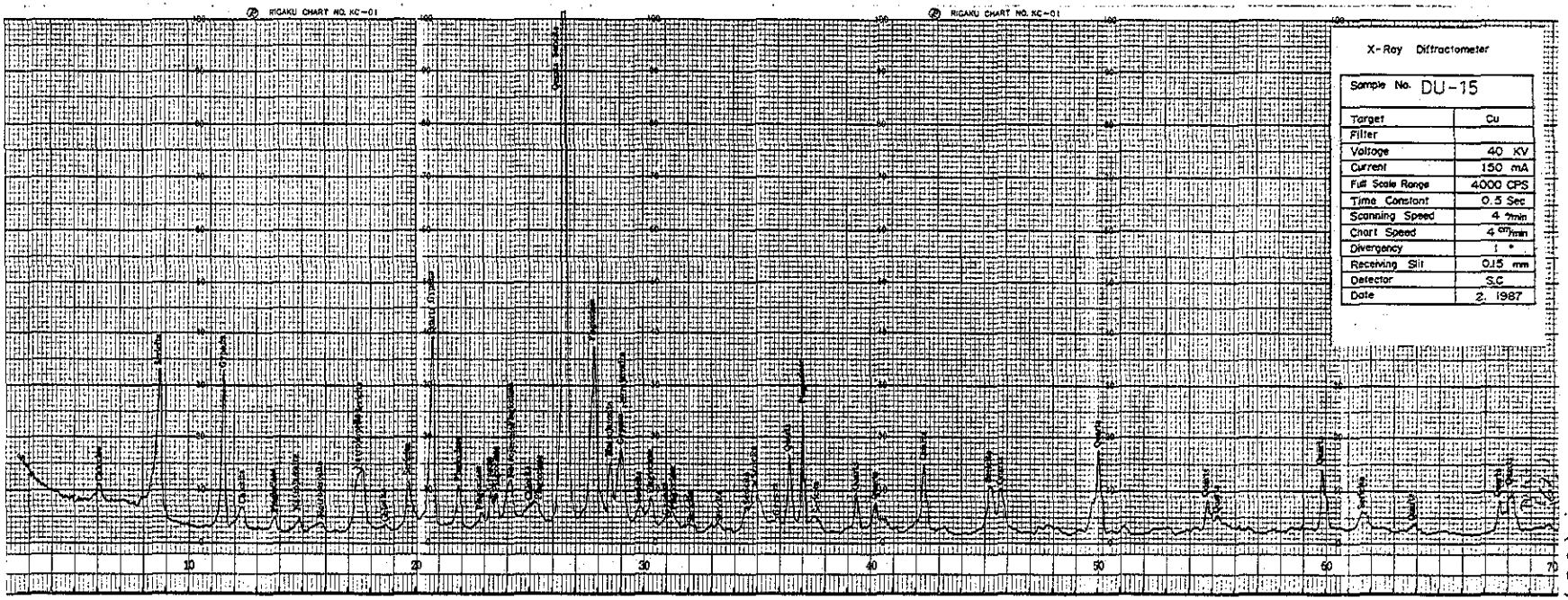

X-Ray Diffractometer

Sample No. DU-15	
Target	Cu
Filter	
Voltage	40 KV
Current	150 mA
Full Scale Range	4000 CPS
Time Constant	0.5 Sec
Scanning Speed	4 °/min
Chart Speed	4 cm/min
Divergency	1 °
Receiving Slit	0.15 mm
Detector	S.C
Date	2. 1987

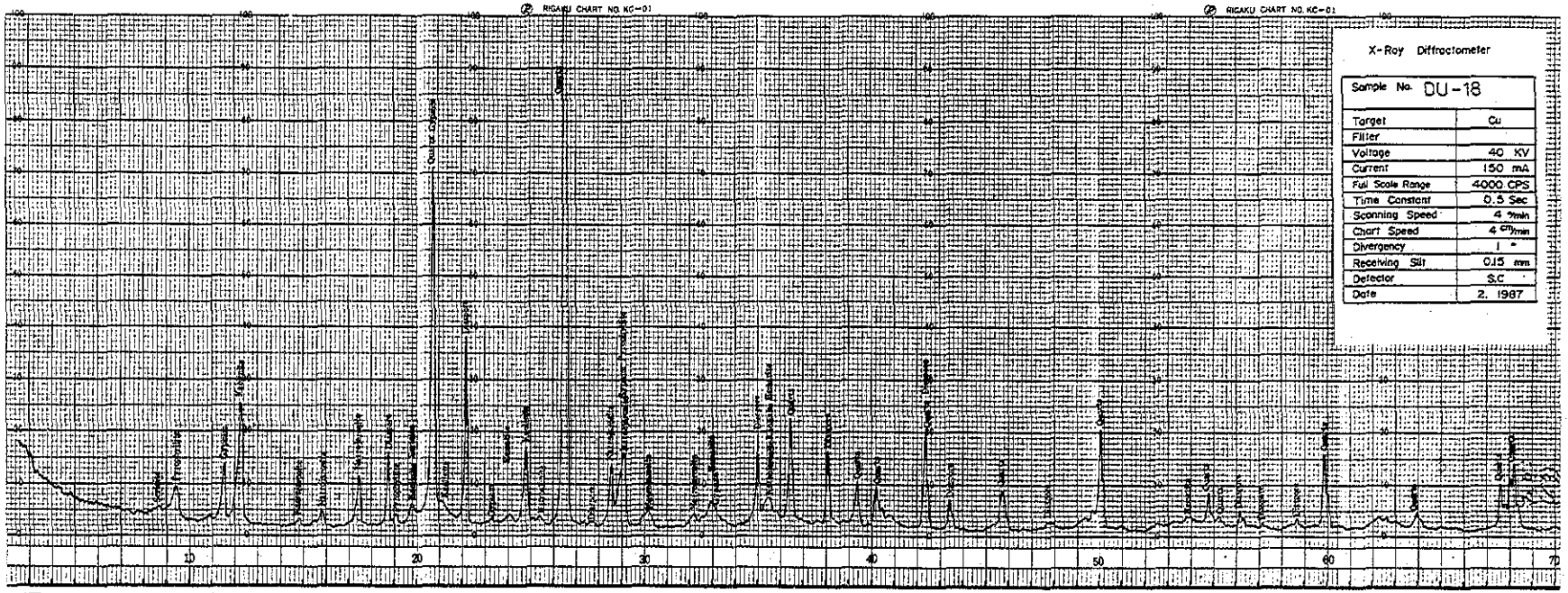
RIGAKU CHART NO. KC-01
X-Ray Diffractometer
Sample No. DU-18
Target Cu
Filter
Voltage 40 KV
Current 150 mA
Full Scale Range 4000 CPS
Time Constant 0.5 Sec
Scanning Speed 4 °/min
Chart Speed 4 cm/min
Divergency 1 °
Receiving Slit 0.15 mm
Detector S.C
Date 2. 1987
10
20
30
40
50
60
70

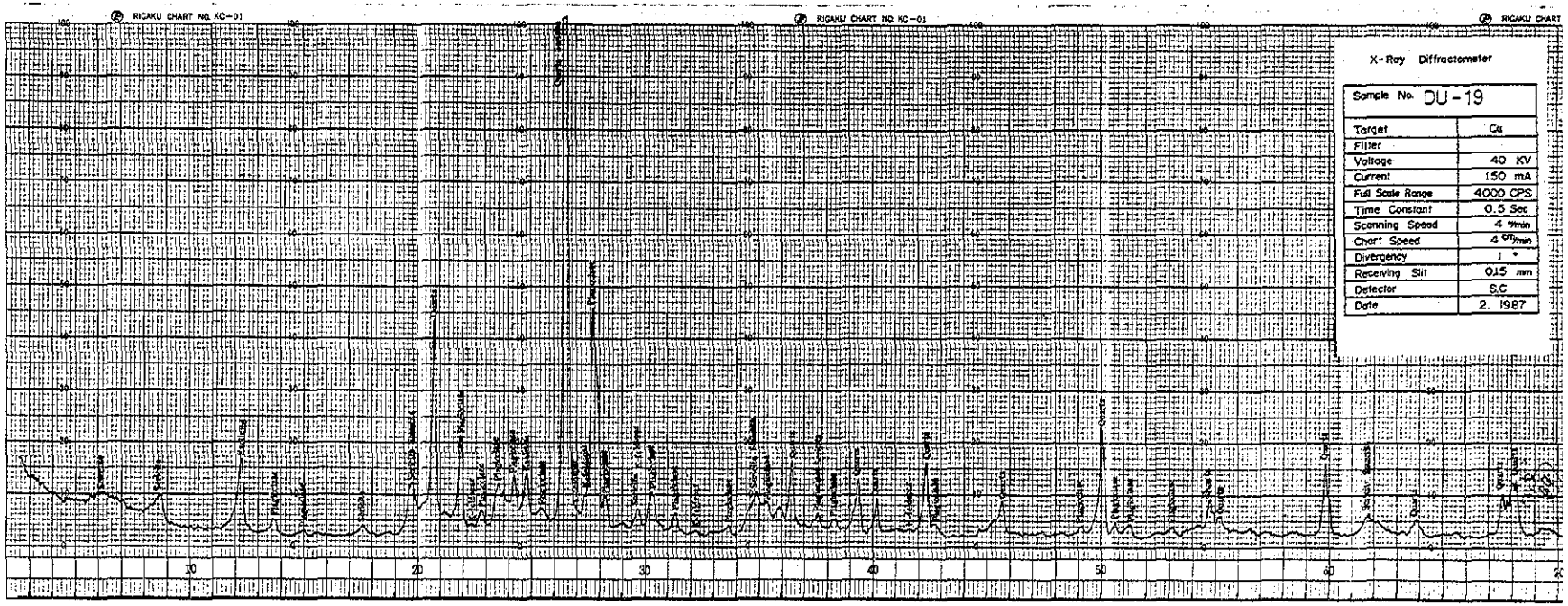
RIGAKU CHART NO. KC-01
X-Ray Diffractometer
Sample No. DU-19
Target Cu
Filter
Voltage 40 KV
Current 150 mA
Full Scale Range 4000 CPS
Time Constant 0.5 Sec
Scanning Speed 4 °/min
Chart Speed 4 cm/min
Divergency 1 °
Receiving Slit 0.15 mm
Detector S.C
Date 2. 1987
10
20
30
40
50
60

X-Ray Diffractometer

Sample No.	DU-29
Target	Cu
Filter	
Voltage	40 KV
Current	150 mA
Full Scale Range	4000 CPS
Time Constant	0.5 Sec
Scanning Speed	4 °/min
Chart Speed	4 cm/min
Divergency	1 °
Receiving Slit	0.15 mm
Detector	S.C
Date	2. 1987

X-Ray Diffractometer

Sample No.	DU-32
Target	Cu
Filter	
Voltage	40 KV
Current	150 mA
Full Scale Range	4000 CPS
Time Constant	0.5 Sec
Scanning Speed	4 °/min
Chart Speed	4 cm/min
Divergency	1 °
Receiving Slit	0.15 mm
Detector	S.C
Date	2. 1987

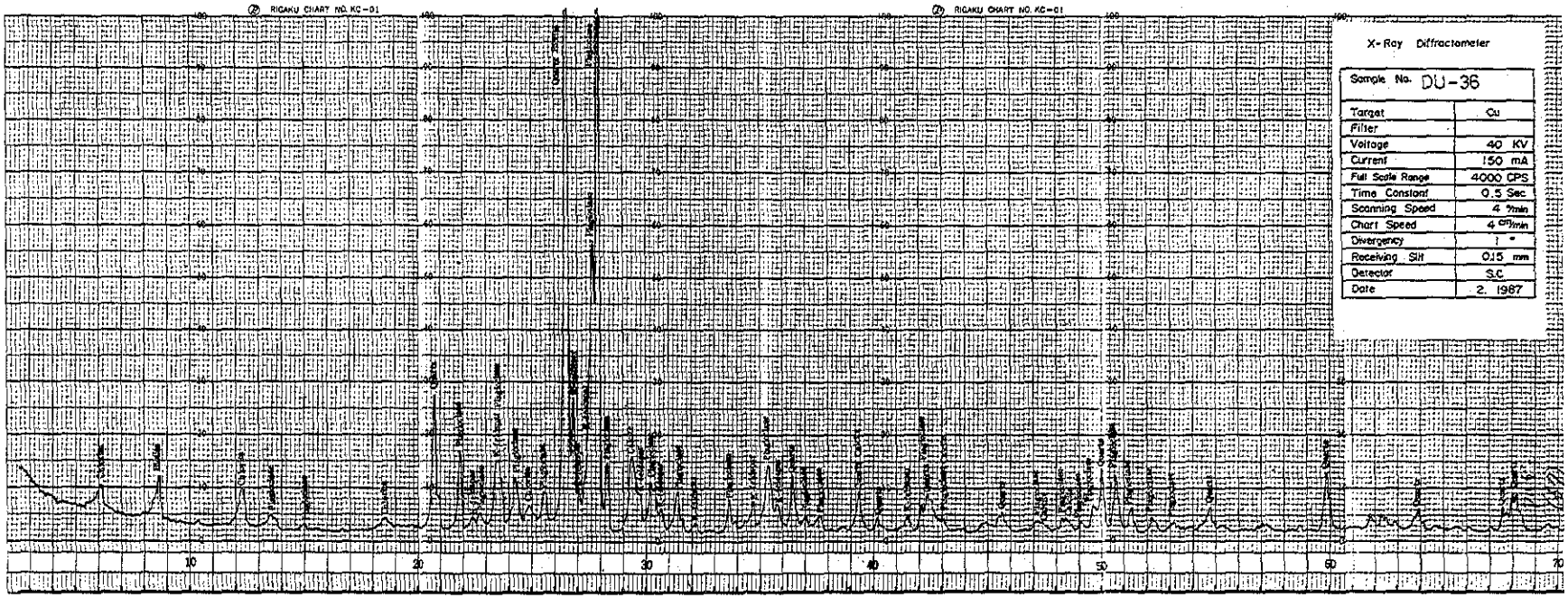

X-Ray Diffractometer

Sample No.	DU-36
Target	Cu
Filter	
Voltage	40 KV
Current	150 mA
Full Scale Range	4000 CPS
Time Constant	0.5 Sec
Scanning Speed	4 °/min
Chart Speed	4 cm/min
Divergency	1 °
Receiving Slit	0.15 mm
Detector	S.C
Date	2. 1987

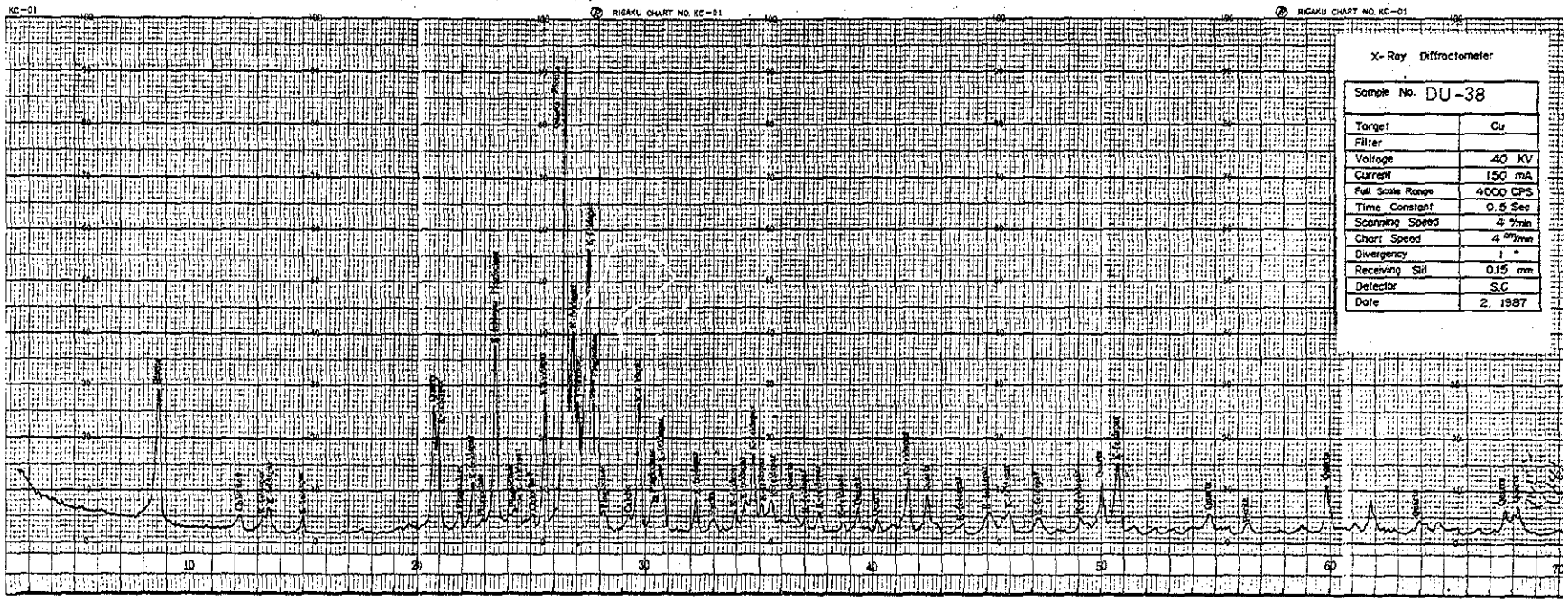

X-Ray Diffractometer

Sample No.	DU-38
Target	Cu
Filter	
Voltage	40 KV
Current	150 mA
Full Scale Range	4000 CPS
Time Constant	0.5 Sec
Scanning Speed	4 °/min
Chart Speed	4 cm/min
Divergency	1 °
Receiving Slit	0.15 mm
Detector	S.C
Date	2. 1987

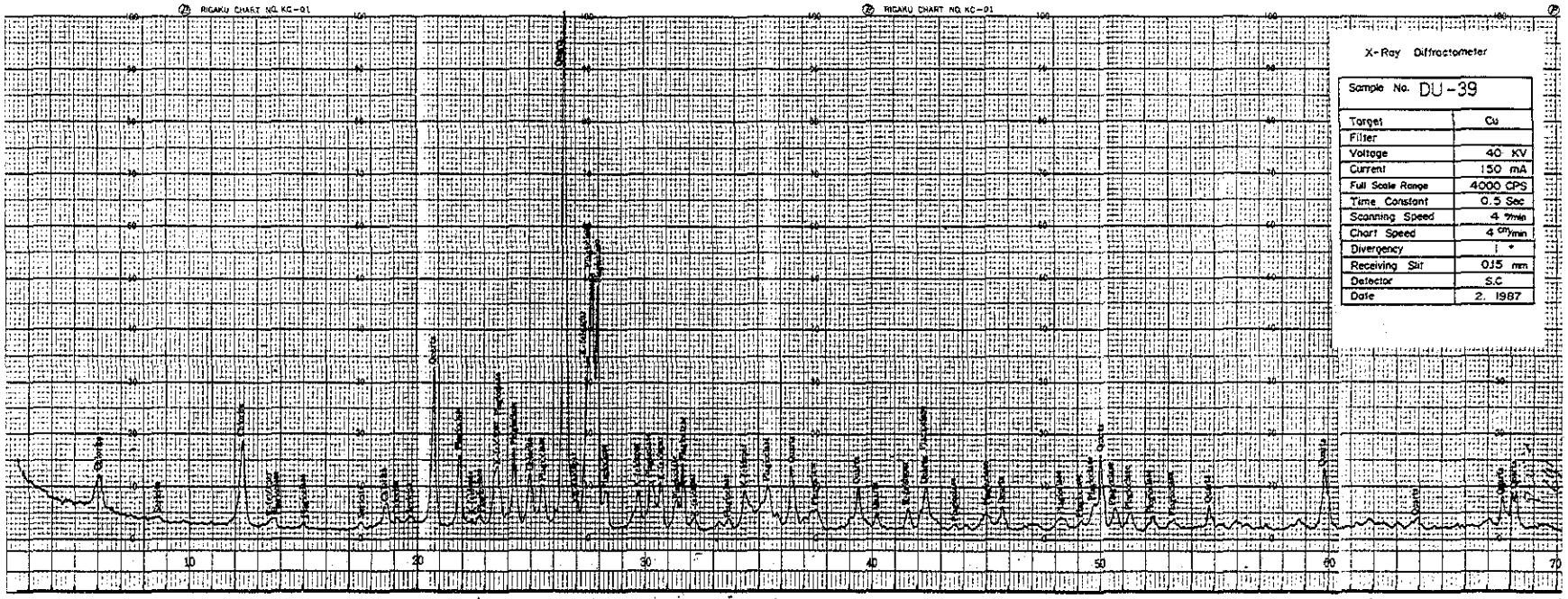
RIGAKU CHART NO. KC-01
X-Ray Diffractometer
Sample No. DU-39
Target Cu
Filter
Voltage 40 KV
Current 150 mA
Full Scale Range 4000 CPS
Time Constant 0.5 Sec
Scanning Speed 4 °/min
Chart Speed 4 cm/min
Divergency 1 °
Receiving Slit 0.15 mm
Detector S.C
Date 2. 1987

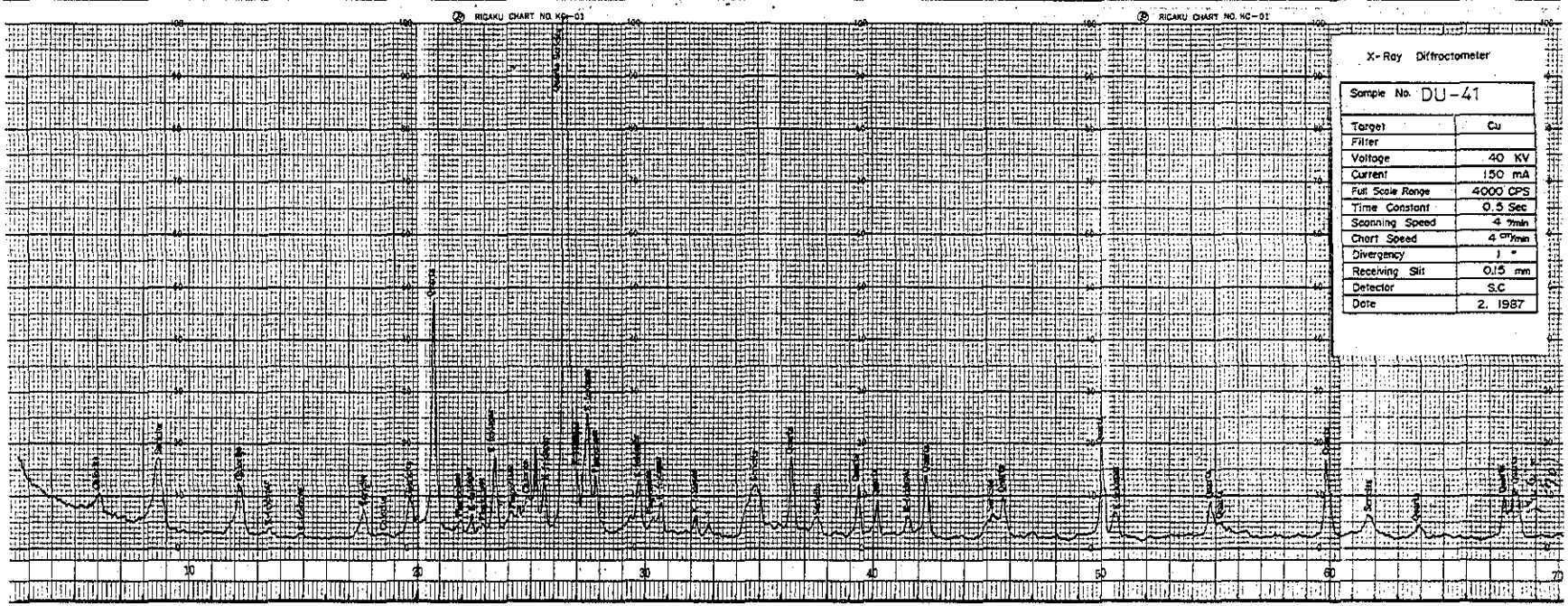
RIGAKU CHART NO. KC-01
X-Ray Diffractometer
Sample No. DU-41
Target Cu
Filter
Voltage 40 KV
Current 150 mA
Full Scale Range 4000 CPS
Time Constant 0.5 Sec
Scanning Speed 4 °/min
Chart Speed 4 cm/min
Divergency 1 °
Receiving Slit 0.15 mm
Detector S.C
Date 2. 1987

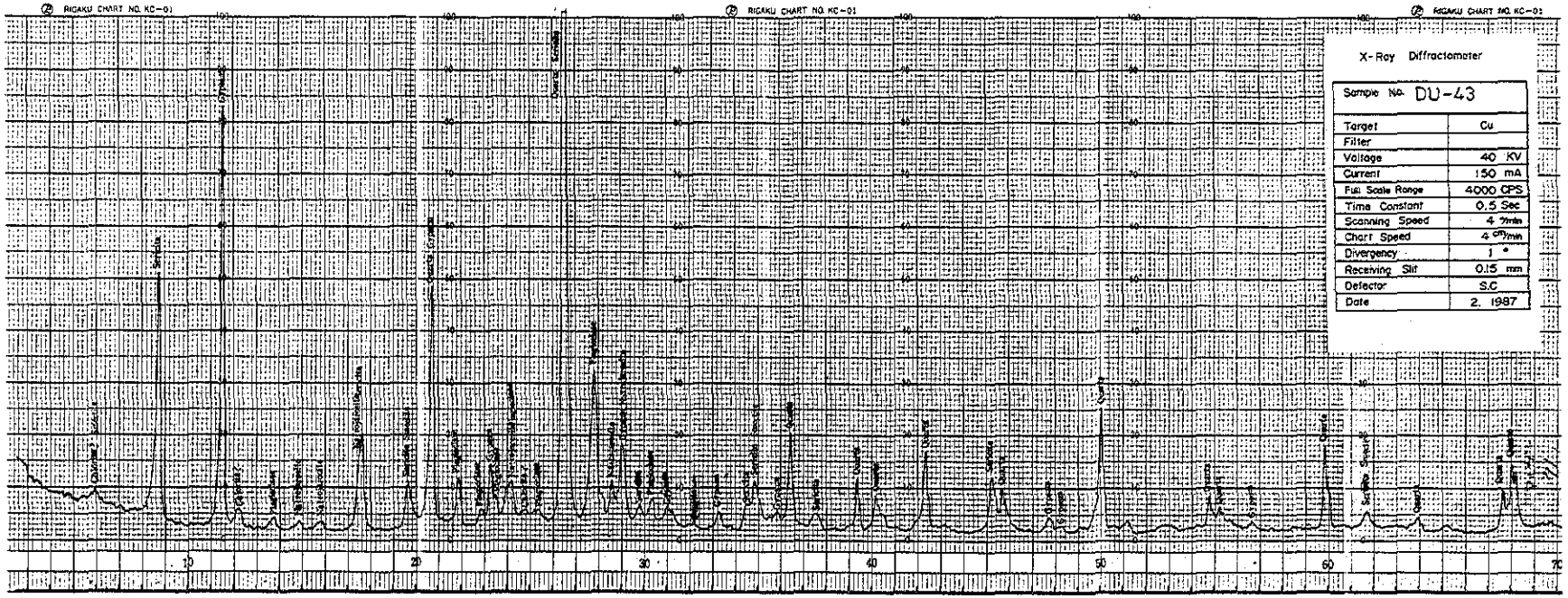

X-Ray Diffractometer

Sample No.	DU-43
Target	Cu
Filter	
Voltage	40 KV
Current	150 mA
Full Scale Range	4000 CPS
Time Constant	0.5 Sec
Scanning Speed	4 °/min
Chart Speed	4 cm/min
Divergency	1 °
Receiving Slit	0.15 mm
Detector	S.C
Date	2. 1987

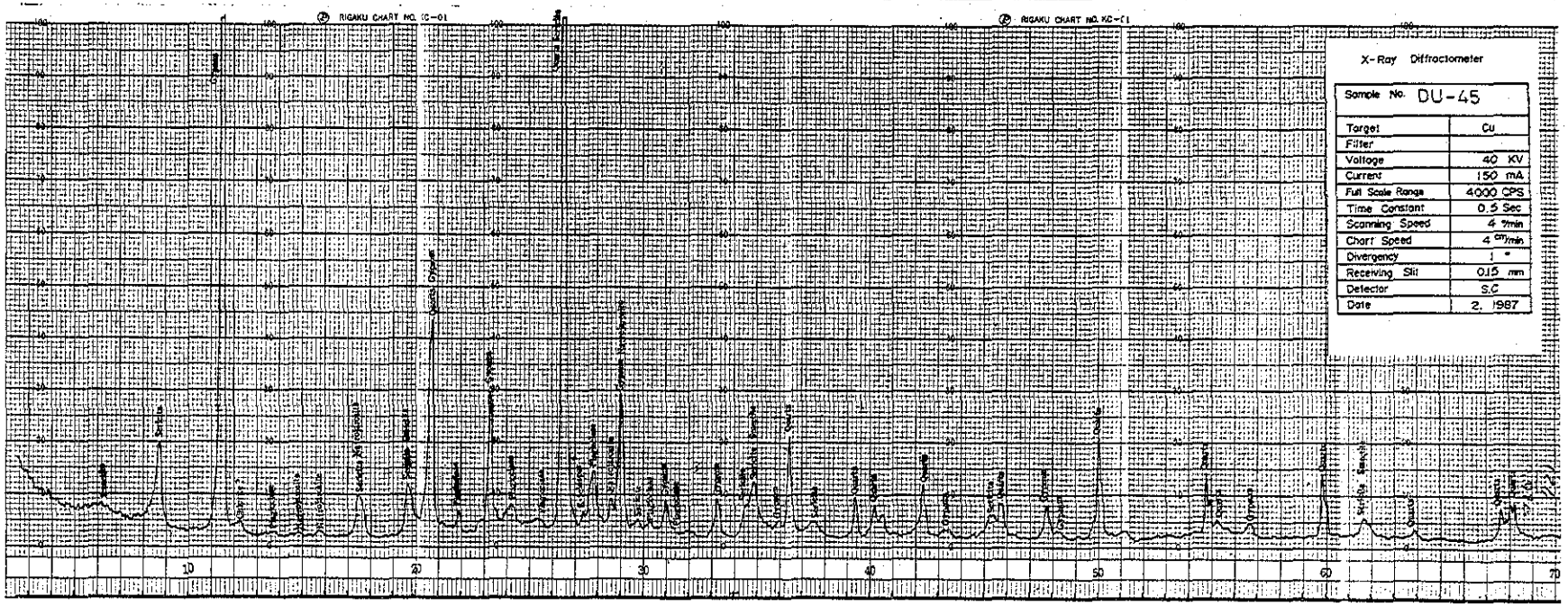

X-Ray Diffractometer

Sample No.	DU-45
Target	Cu
Filter	
Voltage	40 KV
Current	150 mA
Full Scale Range	4000 CPS
Time Constant	0.5 Sec
Scanning Speed	4 °/min
Chart Speed	4 cm/min
Divergency	1 °
Receiving Slit	0.15 mm
Detector	S.C
Date	2. 1987

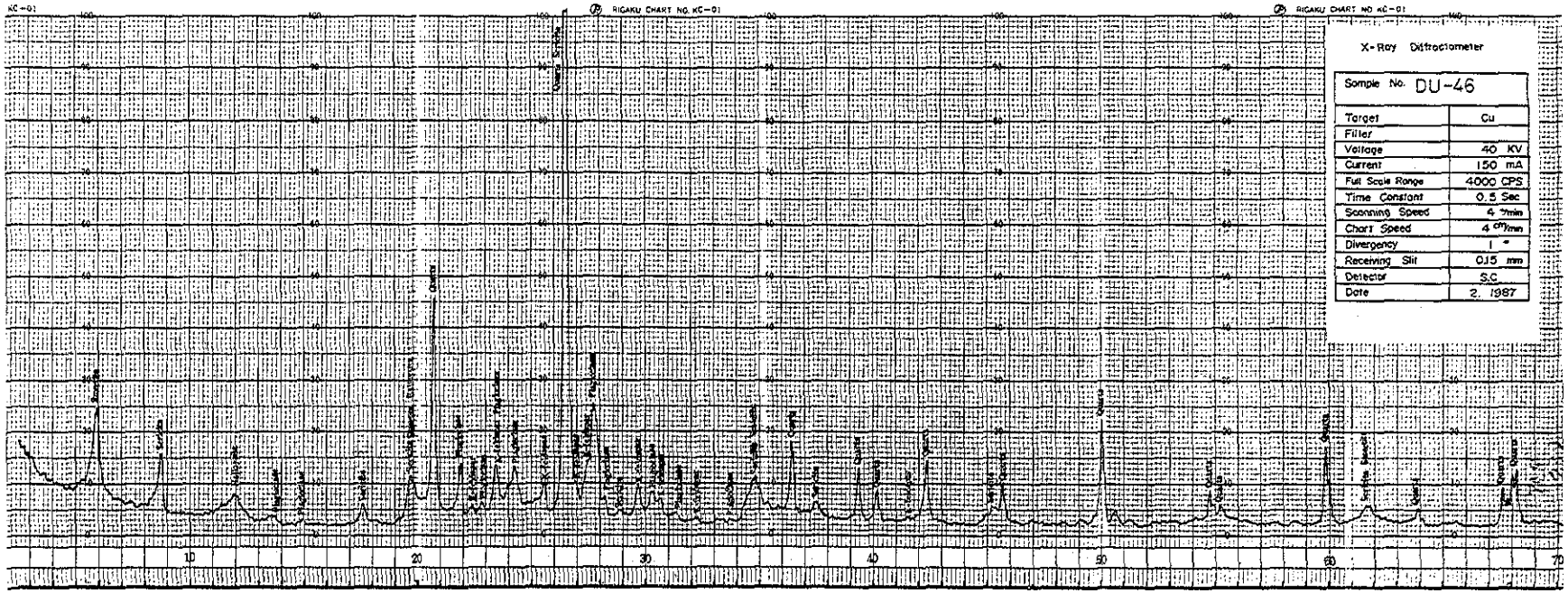

X-Ray Diffractometer

Sample No.	DU-46
Target	Cu
Filter	
Voltage	40 KV
Current	150 mA
Full Scale Range	4000 CPS
Time Constant	0.5 Sec
Scanning Speed	4 °/min
Chart Speed	4 cm/min
Divergency	1 °
Receiving Slit	0.15 mm
Detector	S.C
Date	2. 1987

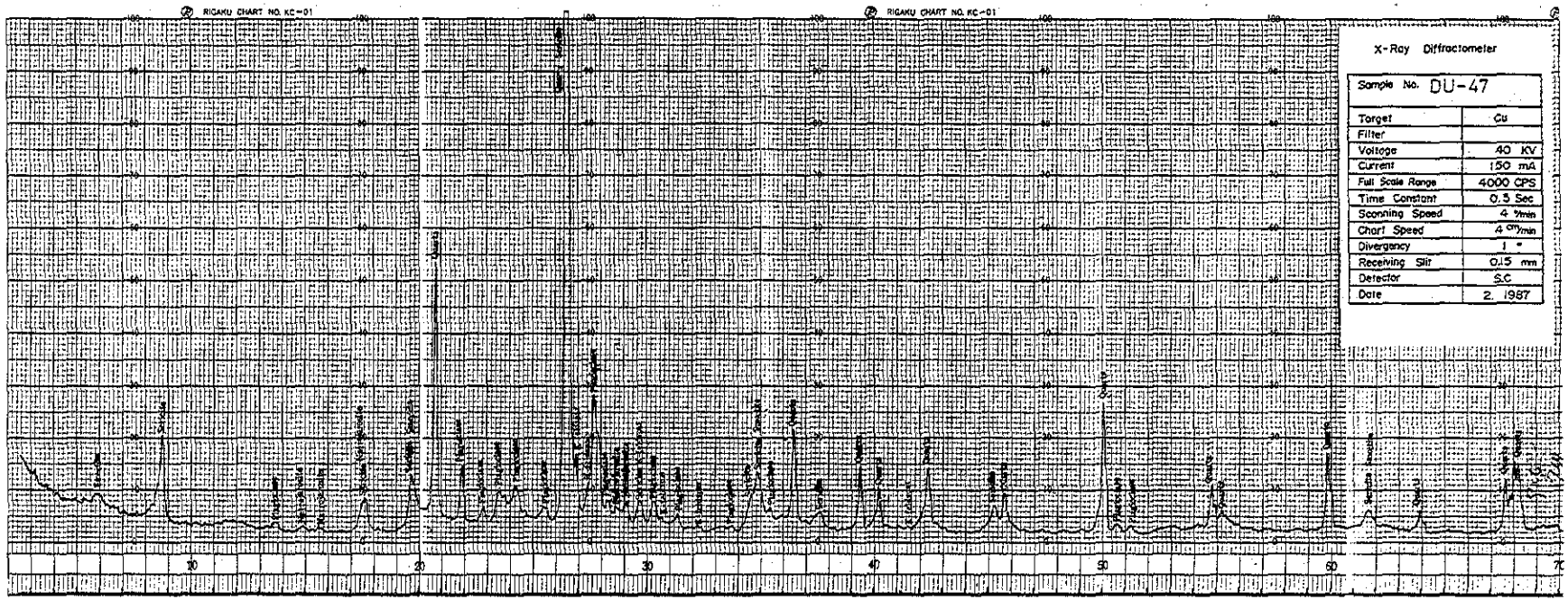

X-Ray Diffractometer

Sample No.	DU-47
Target	Cu
Filter	
Voltage	40 KV
Current	150 mA
Full Scale Range	4000 CPS
Time Constant	0.5 Sec
Scanning Speed	4 °/min
Chart Speed	4 cm/min
Divergency	1 °
Receiving Slit	0.15 mm
Detector	S.C
Date	2. 1987

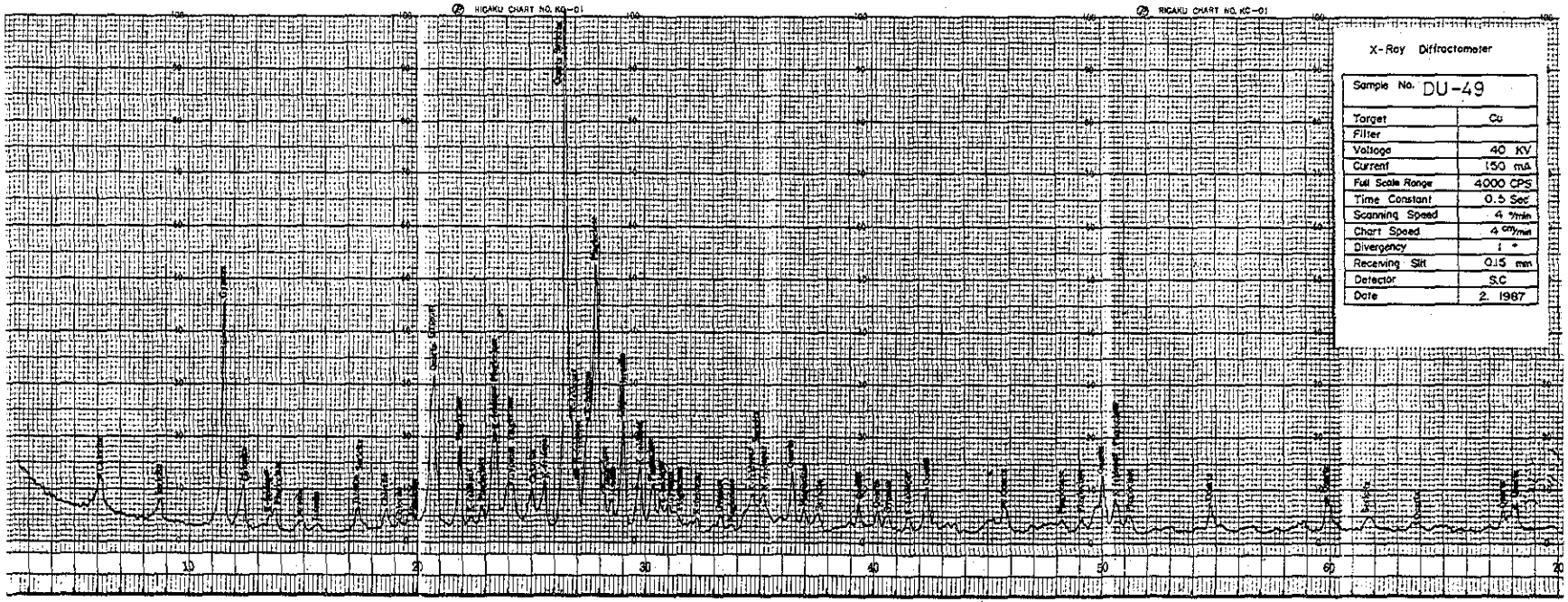

X-Ray Diffractometer

Sample No.	DU-49
Target	Cu
Filter	
Voltage	40 KV
Current	150 mA
Full Scale Range	4000 CPS
Time Constant	0.5 Sec
Scanning Speed	4 °/min
Chart Speed	4 cm/min
Divergency	1 °
Receiving Slit	0.15 mm
Detector	S.C
Date	2. 1987

X-Ray Diffractometer

Sample No.	DU-51
Target	Cu
Filter	
Voltage	40 KV
Current	150 mA
Full Scale Range	4000 CPS
Time Constant	0.5 Sec
Scanning Speed	4 °/min
Chart Speed	4 cm/min
Divergency	1 °
Receiving Slit	0.15 mm
Detector	S.C
Date	2. 1987