


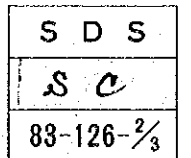
THE NATIONAL CANCER CENTER
ESTABLISHMENT PROJECT IN THE KINGDOM OF SAUDI ARABIA

BASIC DESIGN REPORT
[VOLUME II ; PART-3]

OCTOBER 1983




JAPAN INTERNATIONAL COOPERATION AGENCY



L3/2

98

SPS



THE NATIONAL CANCER CENTER
ESTABLISHMENT PROJECT IN THE KINGDOM OF SAUDI ARABIA

BASIC DESIGN REPORT
[VOLUME II ; PART-3]

| | |
|----------|---------|
| 国際協力事業団 | |
| 受入 月日 | 84.6.20 |
| | L312 |
| | 98 |
| 登録No. | 10419 |
| | SDS |

| | | | | | | | | | | | |
|----|---------------------------------------|----|------------------|--|----|---|---|----|-----------------------------------|---|----|
| | ARCHITECTURAL | 25 | UTILITIES CENTER | 25 | 16 | UTILITIES CENTER : FRAMING PLAN FRAMING ELEVATIONS | 48 | 06 | MEDICAL GAS SUPPLY SYSTEM DIAGRAM | 68 | |
| 01 | LIST OF DRAWINGS | 1 | 26 | HOUSING : VILLAS PARAMEDICAL & SERVICE STAFF | 26 | 17 | MEMBER LIST | 49 | 07 | CENTRAL VACUUM CLEANING SYSTEM DIAGRAM | 69 |
| 02 | TABLES OF FLOOR SPACES | 2 | 27 | MARRIED DOCTORS | 27 | 18 | HOUSING : FEMALE MARRIED DOCTORS | 50 | 08 | SEWAGE TREATMENT AND LABORATORY WASTE WATER TREATMENT DIAGRAM | 70 |
| 03 | SITE PLAN : GROUND LEVEL | 3 | 28 | SINGLE MALE | 28 | 19 | PARAMEDICAL & SERVICE STAFF OVERNIGHT ACCOMODATION | 51 | 09 | RADIOACTIVE WASTE WATER TREATMENT AND RECYCLED WATER SUPPLY SYSTEM DIAGRAM | 71 |
| 04 | 1st LEVEL | 4 | 29 | SENIOR NURSES | 29 | 20 | JUNIOR NURSES | 52 | | | |
| 05 | HOSPITAL: BASEMENT FLOOR PLAN | 5 | 30 | JUNIOR NURSES | 30 | 21 | SINGLE MALE SENIOR NURSES | 53 | | | |
| 06 | GROUND FLOOR PLAN | 6 | 31 | FEMALE PARAMEDICAL | 31 | 22 | MEMBER LIST | 54 | | | |
| 07 | 1st FLOOR PLAN | 7 | 32 | RECREATION CENTER & MOSQUE | 32 | 23 | RECREATION CENTER | 55 | | ELECTRICAL | |
| 08 | 2nd FLOOR PLAN | 8 | | | | 24 | MOSQUE & MINARET (1) | 56 | 01 | POWER & TELEPHONE INTAKE SYSTEM PLAN | 72 |
| 09 | 3rd FLOOR PLAN | 9 | | STRUCTURAL | | 25 | MOSQUE & MINARET (2) | 57 | 02 | POWER DISTRIBUTION SYSTEM SKELETON DIAGRAM | 73 |
| 10 | 4th FLOOR PLAN | 10 | 01 | HOSPITAL: BASEMENT FLOOR FRAMING PLAN & FOUNDATION PLAN | 33 | | | | 03 | POWER DISTRIBUTION SYSTEM DIAGRAM | 74 |
| 11 | 5th FLOOR PLAN | 11 | 02 | GROUND FLOOR FRAMING PLAN | 34 | | AIR CONDITIONING & VENTILATION | | 04 | EMERGENCY GENERATOR SYSTEM DIAGRAM | 75 |
| 12 | 6th FLOOR PLAN | 12 | 03 | 1st FLOOR FRAMING PLAN | 35 | | | | 05 | TELEPHONE & INTER-COM SYSTEM DIAGRAM | 76 |
| 13 | PENTHOUSE FLOOR PLAN | 13 | 04 | 2nd FLOOR FRAMING PLAN | 36 | 01 | REFRIGERATION SYSTEM DIAGRAM | 58 | 06 | E. P. A. B. X. SYSTEM DIAGRAM | 77 |
| 14 | ROOF PLAN | 14 | 05 | 3rd FLOOR FRAMING PLAN | 37 | 02 | AIR HANDLING SYSTEM DIAGRAM | 59 | 07 | PAGING SYSTEM DIAGRAM | 78 |
| 15 | GENERAL CLINIC | 15 | 06 | 4th & PENTHOUSE FLOOR FRAMING PLAN | 38 | 03 | CHILLED WATER SUPPLY AND DISTRIBUTION SYSTEM DIAGRAM | 60 | 08 | NURSE-CALL SYSTEM DIAGRAM | 79 |
| 16 | ELEVATIONS SOUTH & WEST | 16 | 07 | 5th FLOOR FRAMING PLAN | 39 | 04 | VENTILATING AND SMOKE EXHAUSTING SYSTEM DIAGRAM | 61 | 09 | TELEVISION SYSTEMS DIAGRAM | 80 |
| 17 | ELEVATIONS NORTH & EAST | 17 | 08 | 6th FLOOR FRAMING PLAN | 40 | 05 | UTILITIES CENTER EQUIPMENT LAYOUT PLANS | 62 | 10 | C. C. TV & SECURITY SYSTEMS DIAGRAM | 81 |
| 18 | SECTIONS | 18 | 09 | ROOF FLOOR FRAMING PLAN | 41 | | | | 11 | SOUND REINFORCEMENT SYSTEM DIAGRAM | 82 |
| 19 | WALL-SECTIONS | 19 | 10 | MEMBER LIST (1) | 42 | | PLUMBING | | 12 | ELECTRIC CLOCK SYSTEM DIAGRAM | 83 |
| 20 | TYPICAL ROOMS | 20 | 11 | MEMBER LIST (2) | 43 | 01 | SITE PLAN | 63 | 13 | FIRE SAFETY SYSTEM DIAGRAM | 84 |
| 21 | OVERNIGHT ACCOMODATIONS | 21 | 12 | PARKING: BASEMENT FLOOR FRAMING PLAN | 44 | 02 | STEAM-GENERATING SYSTEM DIAGRAM | 64 | 14 | GROUNDING SYSTEM OF MEDICAL EQUIPMENT | 85 |
| 22 | PARKING: GROUND & 1st FLOOR PLAN | 22 | 13 | GROUND & 1st FLOOR FRAMING PLAN | 45 | 03 | DOMESTIC WATER, HOT WATER AND RECYCLED WATER SUPPLY SYSTEM DIAGRAM | 65 | 15 | AUTOMATIC CONTROL SYSTEM DIAGRAM | 86 |
| 23 | BASEMENT 1st & 2nd FLOOR PLAN | 23 | 14 | MEMBER LIST | 46 | 04 | DRAINAGE SYSTEM DIAGRAM | 66 | 16 | TYPICAL LIGHTING PLANS | 87 |
| 24 | BASEMENT 3rd FLOOR PLAN & SECTIONS | 24 | 15 | GENERAL CLINIC FRAMING PLAN & MEMBER LIST | 47 | 05 | FIRE PROTECTION SYSTEM DIAGRAM | 67 | | | |

BUILDING AREA & FLOOR SPACE OF EACH ZONE

| ZONE | SITE AREA (M ²) (A) | TOTAL BUILDING AREA (M ²) (B) | TOTAL FLOOR SPACE (M ²) (C) | (B/A) (%) | (C/A) (%) |
|----------|---------------------------------|---|---|-----------|-----------|
| HOSPITAL | 89.866 | 55.470 | 202.270 | 61.7 | 225.1 |
| HOUSING | 48.837 | 11.280 | 53.520 | 23.1 | 109.6 |
| TOTAL | 138.703 | 66.750 | 255.790 | 48.1 | 184.4 |

BUILDING AREA & FLOOR SPACE OF EACH BUILDING

| ZONE | BUILDING | BUILDING AREA (M ²) | FLOOR SPACE (M ²) |
|-------------|----------------------------|---------------------------------|-------------------------------|
| HOSPITAL | HOSPITAL | 26.430 | 92.010 |
| | GENERAL CLINIC | 2.920 | 3.240 |
| | UTILITIES CENTER | 3.720 | 6.100 |
| | WAREHOUSE | 980 | 980 |
| | SUB TOTAL | 34.050 | 102.330 |
| | PARKING BUILDING | 19.700 | 95.800 |
| | MOSQUE | 1.100 | 1.100 |
| | OVERNIGHT ACCOMMODATIONS | 490 | 2.910 |
| | GUARD HOUSES | 130 | 130 |
| | TOTAL | 55.470 | 202.270 |
| HOUSING | HOUSING | 10.530 | 52.450 |
| | RECREATION CENTER BUILDING | 720 | 1.040 |
| | GUARD HOUSE | 30 | 30 |
| | TOTAL | 11.280 | 53.520 |
| GRAND TOTAL | | 66.750 | 255.790 |

HOSPITAL

| FLOOR | CANCER CENTER AND JOINT-USE* (M ²) | GENERAL HOSPITAL (M ²) | TOTAL (M ²) | REMARKS |
|---------------------|--|------------------------------------|-------------------------|--------------------------------------|
| PENTHOUSE FL. | 530 | 890 | 1.420 | |
| 6 TH FL. | 2.540 | 2.630 | 5.170 | |
| 5 TH FL. | 3.500 | 4.060 | 7.560 | |
| 4 TH FL. | 2.540 | 4.020 | 6.560 | |
| 3 RD FL. | 9.720 | 5.230 | 14.950 | |
| 2 ND FL. | 7.690 | 5.750 | 13.440 | |
| 1 ST FL. | 14.780 | 3.180 | 17.960 | |
| GROUND FL. | 16.730 | 2.570 | 19.300 | BUILDING AREA: 26,430 M ² |
| BASEMENT FL. | 5.650 | 0 | 5.650 | |
| TOTAL | 63.620 | 28.330 | 92.010 | |

* GENERAL CLINIC NOT INCLUDED IN THIS TABLE
 ** OTHER BUILDING SPACE SUCH AS THE FILTHI PARKING, THE BALCONY, OPEN CORRIDORS...: 16,800 M²

GENERAL CLINIC

| FLOOR | FLOOR SPACE (M ²) | REMARKS |
|---------------------|-------------------------------|-------------------------------------|
| 2 ND FL. | 1.210 | OVER-BRIDGE NOT INCLUDED |
| 1 ST FL. | 2.030 | BUILDING AREA: 2,920 M ² |
| TOTAL | 3.240 | |

* OTHER BUILDING SPACE SUCH AS THE OPEN CORRIDOR, THE OVER BRIDGE AND THE PASSAGE WAY: 2,790 M²

UTILITIES CENTER

| FLOOR | FLOOR SPACE (M ²) | REMARKS |
|---------------------|-------------------------------|-------------------------------------|
| 1 ST FL. | 1.790 | |
| GROUND FL. | 3.720 | BUILDING AREA: 3,720 M ² |
| BASEMENT FL. | 590 | |
| TOTAL | 6.100 | |

* OTHER FLOOR SPACE FOR THE UNDERGROUND WATER TANKS: 3,140 M²

WAREHOUSE

| FLOOR | FLOOR SPACE (M ²) | REMARKS |
|------------|-------------------------------|-----------------------------------|
| GROUND FL. | 980 | BUILDING AREA: 980 M ² |
| TOTAL | 980 | |

PARKING BUILDING

| FLOOR | FLOOR SPACE (M ²) | REMARKS |
|------------------------------|-------------------------------|--|
| GROUND FL. | 19.700 | BUILDING AREA: 19,700 M ² |
| BASEMENT 1 ST FL. | 19.700 | INCLUDE HOSPITAL BASEMENT FLOOR SPACE: 17,000 M ² |
| 2 ND FL. | 36.700 | |
| 3 RD FL. | 19.700 | |
| TOTAL | 95.800 | |

* OTHER BUILDING SPACE FOR THE DRY AREA: 750 M²

MOSQUE

| FLOOR | FLOOR SPACE (M ²) | REMARKS |
|------------|-------------------------------|-------------------------------------|
| GROUND FL. | 1.100 | BUILDING AREA: 1,100 M ² |
| TOTAL | 1.100 | |

OVERNIGHT ACCOMMODATIONS

| FLOOR | FLOOR SPACE (M ²) | REMARKS |
|---------------------|-------------------------------|-----------------------------------|
| 5 TH FL. | 485 | |
| 4 TH FL. | 485 | |
| 3 RD FL. | 485 | |
| 2 ND FL. | 485 | |
| 1 ST FL. | 485 | |
| GROUND FL. | 485 | BUILDING AREA: 490 M ² |
| TOTAL | 2.910 | |

HOUSING

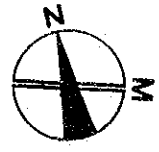
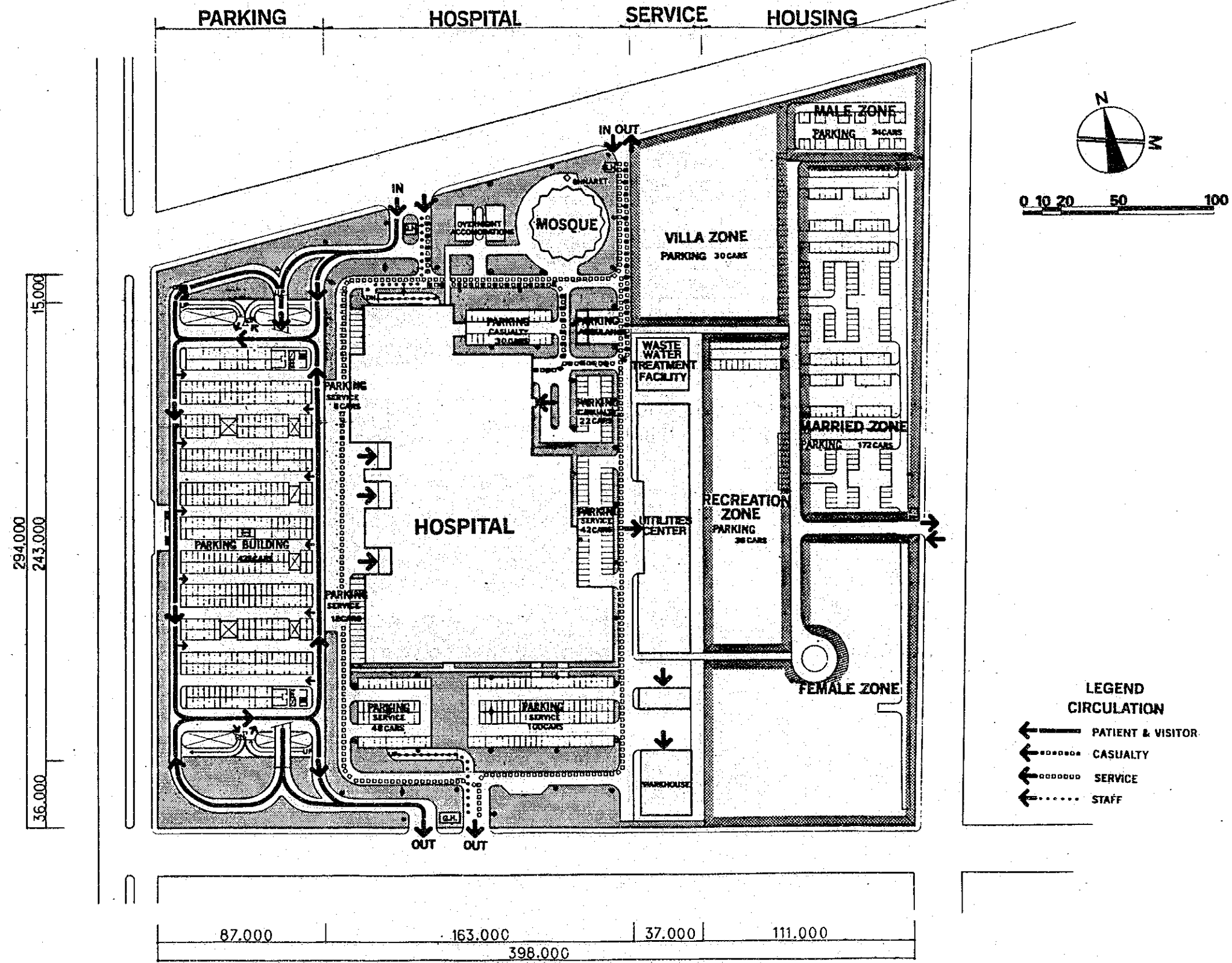
| ZONE | QUANTITY | STORIES | FLOOR SPACE (M ²) | REMARKS |
|---------|----------|---------|-------------------------------|-----------------------------|
| VILLA | 12 | 2F | 5.300 | BUILDING AREA: 2.500 |
| MARRIED | 3 | 8F | 16.700 | 2.500 |
| | 1 | 8F | 3.900 | 550 |
| MALLE | 1 | 8F | 6.700 | 1.130 |
| | 2 | 7F | 4.400 | 1.310 |
| FEMALE | 1 | 7F | 10.850 | 1.780 |
| | 1 | 7F | 4.600 | 760 |
| TOTAL | | | 52.450 | TOTAL BUILDING AREA: 10,530 |

RECREATION CENTER BUILDING

| FLOOR | FLOOR SPACE (M ²) | REMARKS |
|---------------------|-------------------------------|-----------------------------------|
| 1 ST FL. | 580 | |
| GROUND FL. | 460 | BUILDING AREA: 720 M ² |
| TOTAL | 1.040 | |

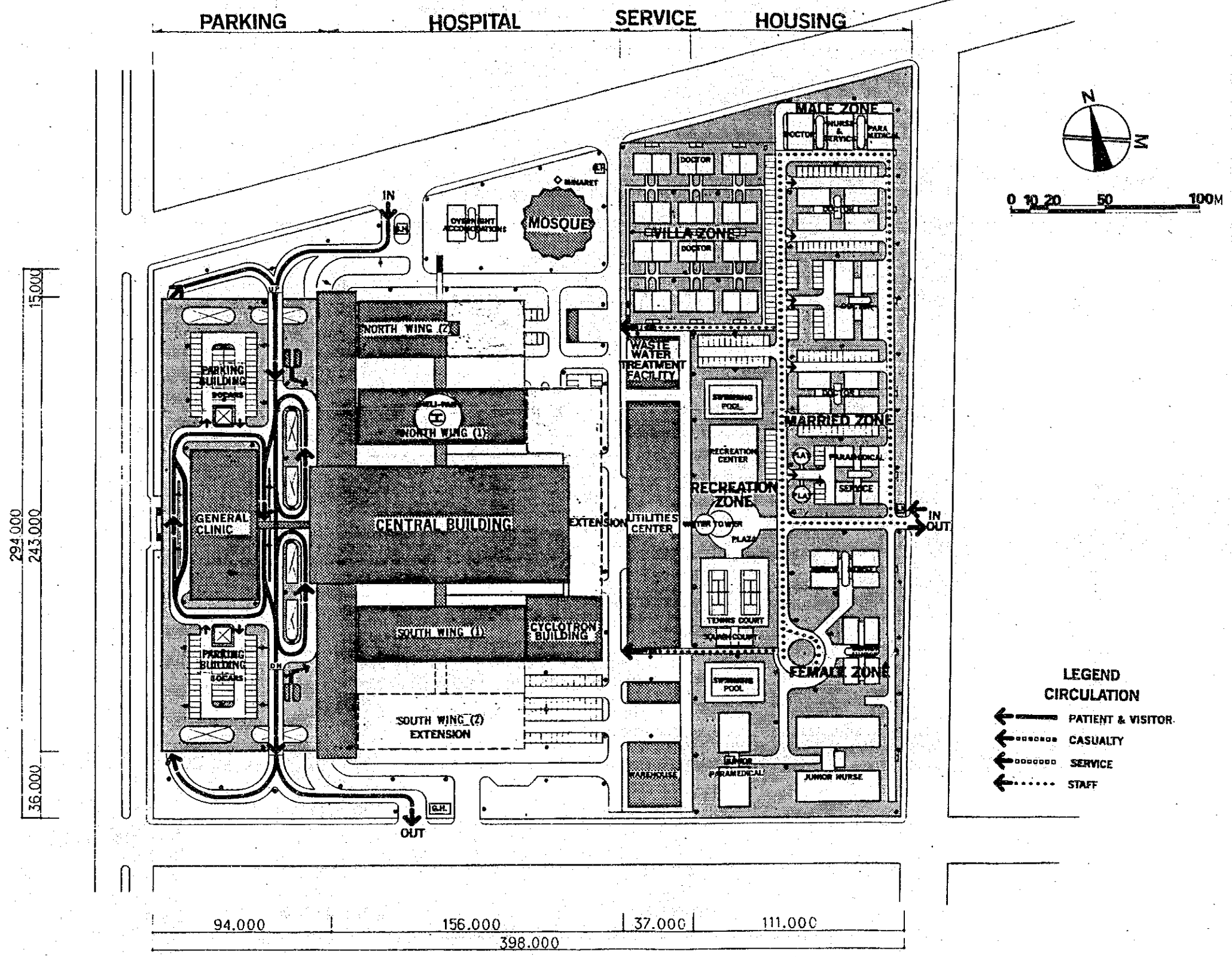
GUARD HOUSES

| BUILDING | FLOOR SPACE (M ²) | REMARKS |
|---------------|-------------------------------|--------------|
| GUARD HOUSE 1 | 70 | |
| 2 | 30 | |
| 3 | 30 | |
| 4 | 30 | HOUSING ZONE |
| TOTAL | 160 | |

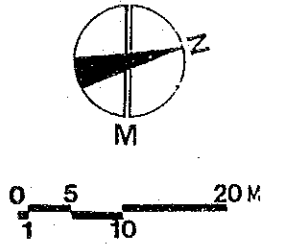
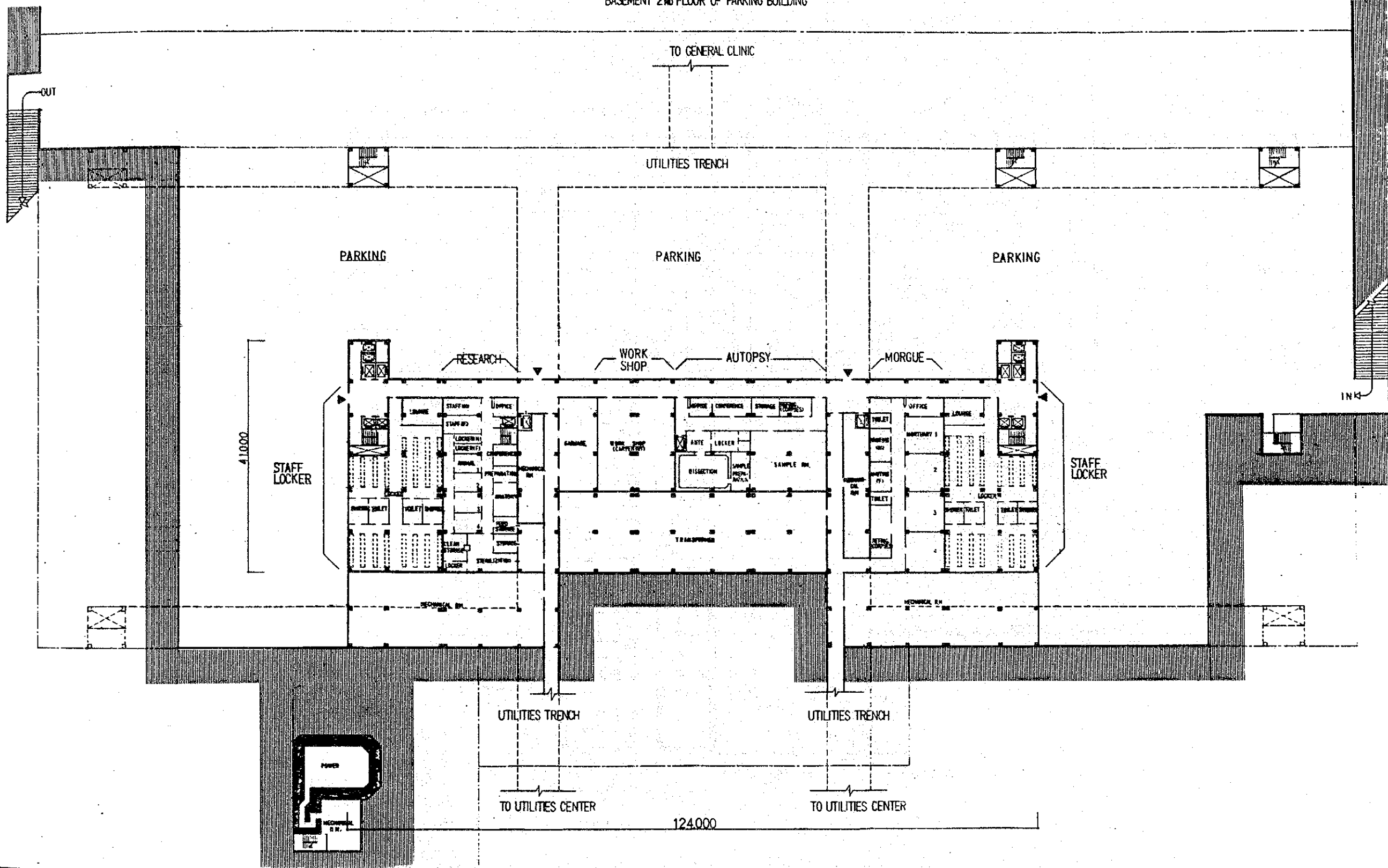


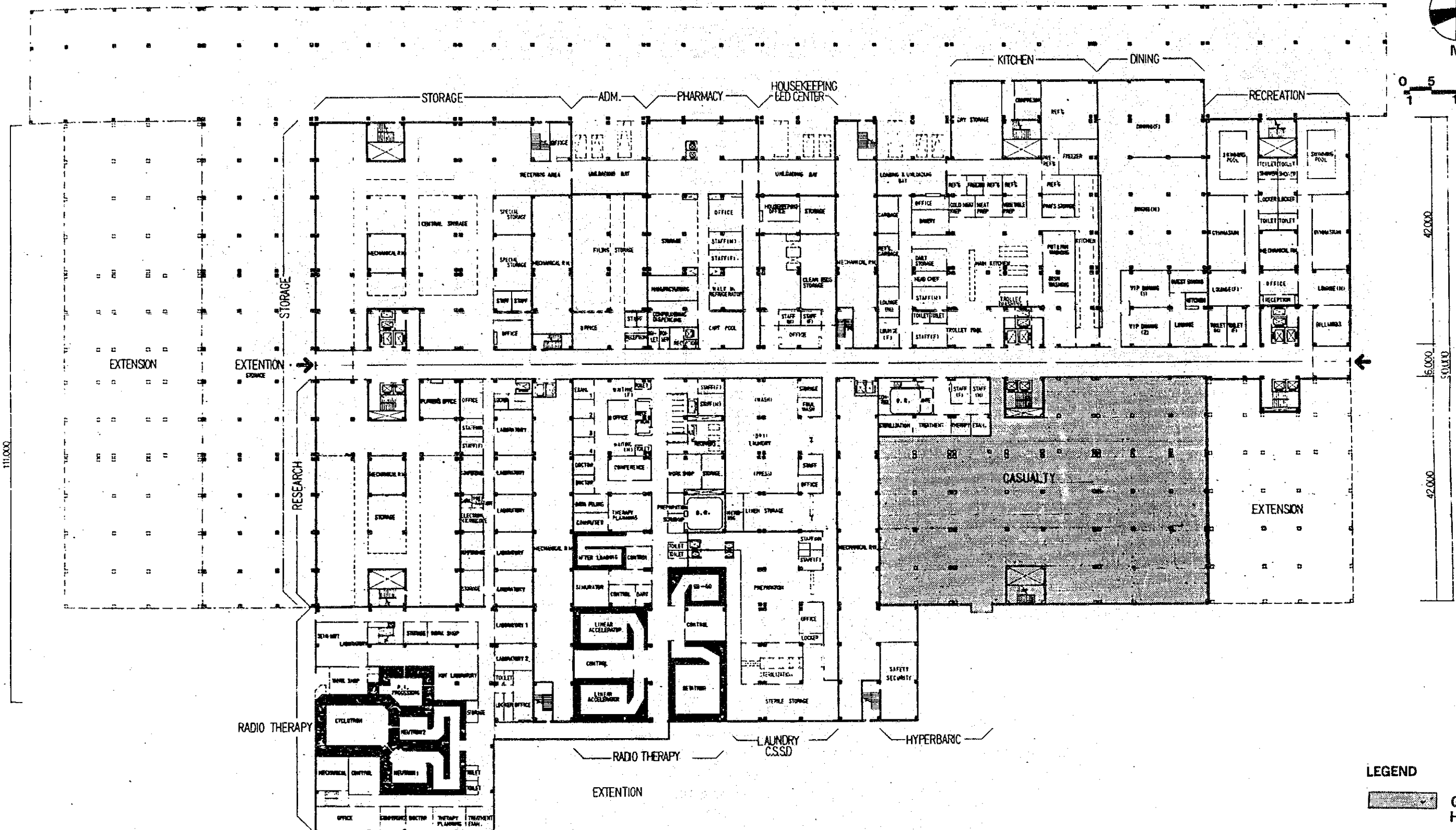

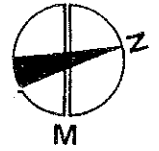
0 10 20 50 100

- LEGEND**
CIRCULATION
- ←———— PATIENT & VISITOR
 - ←..... CASUALTY
 - ←----- SERVICE
 - ←-.-.-.- STAFF



BASEMENT 2ND FLOOR OF PARKING BUILDING





LEGEND
6
GENERAL HOSPITAL

THE NATIONAL CANCER CENTER
ESTABLISHMENT PROJECT IN THE KINGDOM OF SAUDI ARABIA

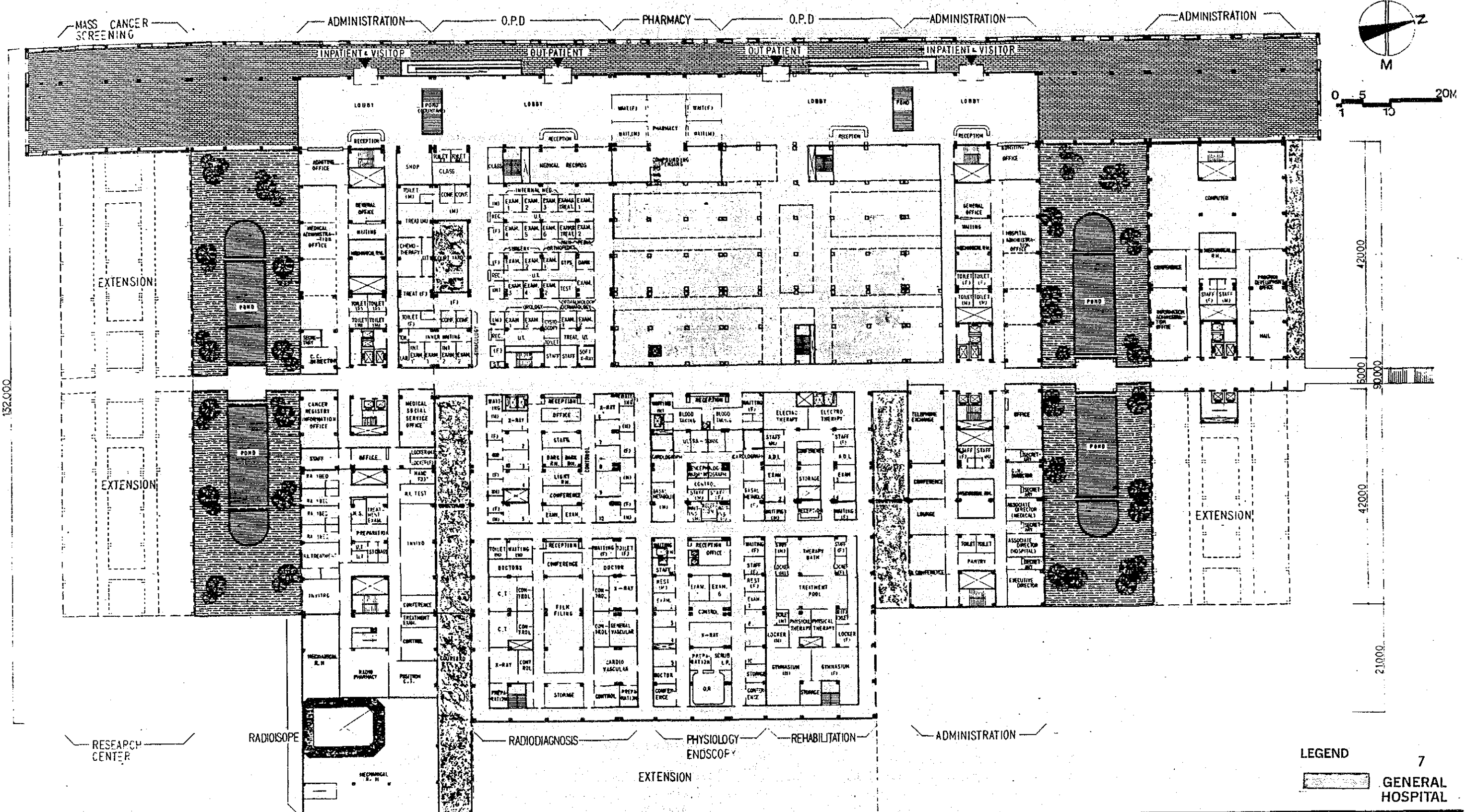
BASIC DESIGN

JAPAN INTERNATIONAL
COOPERATION AGENCY

ARCHITECTURAL

HOSPITAL GROUND FLOOR PLAN

06



THE NATIONAL CANCER CENTER
ESTABLISHMENT PROJECT IN THE KINGDOM OF SAUDI ARABIA

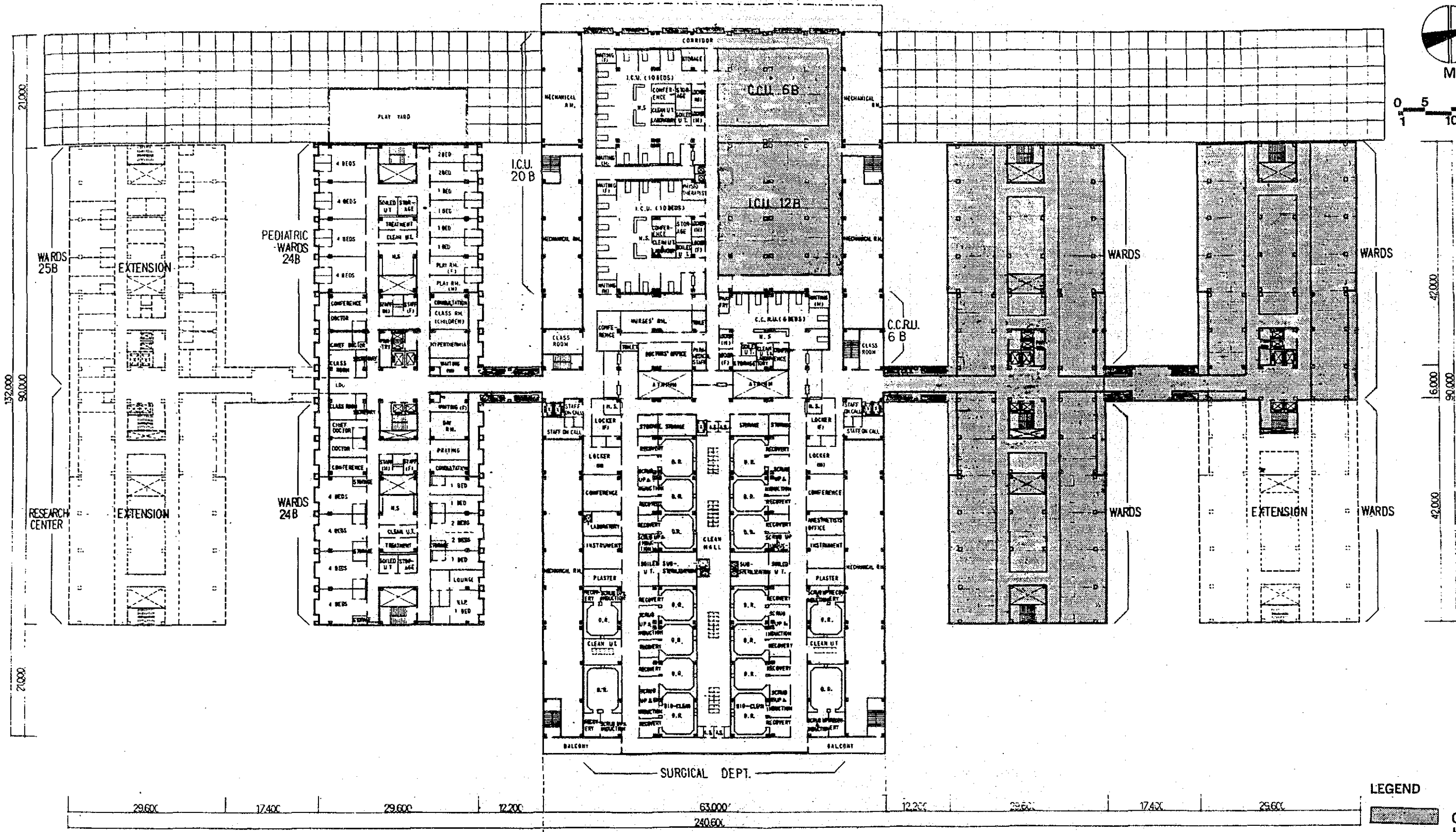
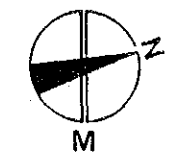
BASIC DESIGN

JAPAN INTERNATIONAL
COOPERATION AGENCY

ARCHITECTURAL

HOSPITAL 1st FLOOR PLAN

07



LEGEND

9
GENERAL HOSPITAL

THE NATIONAL CANCER CENTER
ESTABLISHMENT PROJECT IN THE KINGDOM OF SAUDI ARABIA

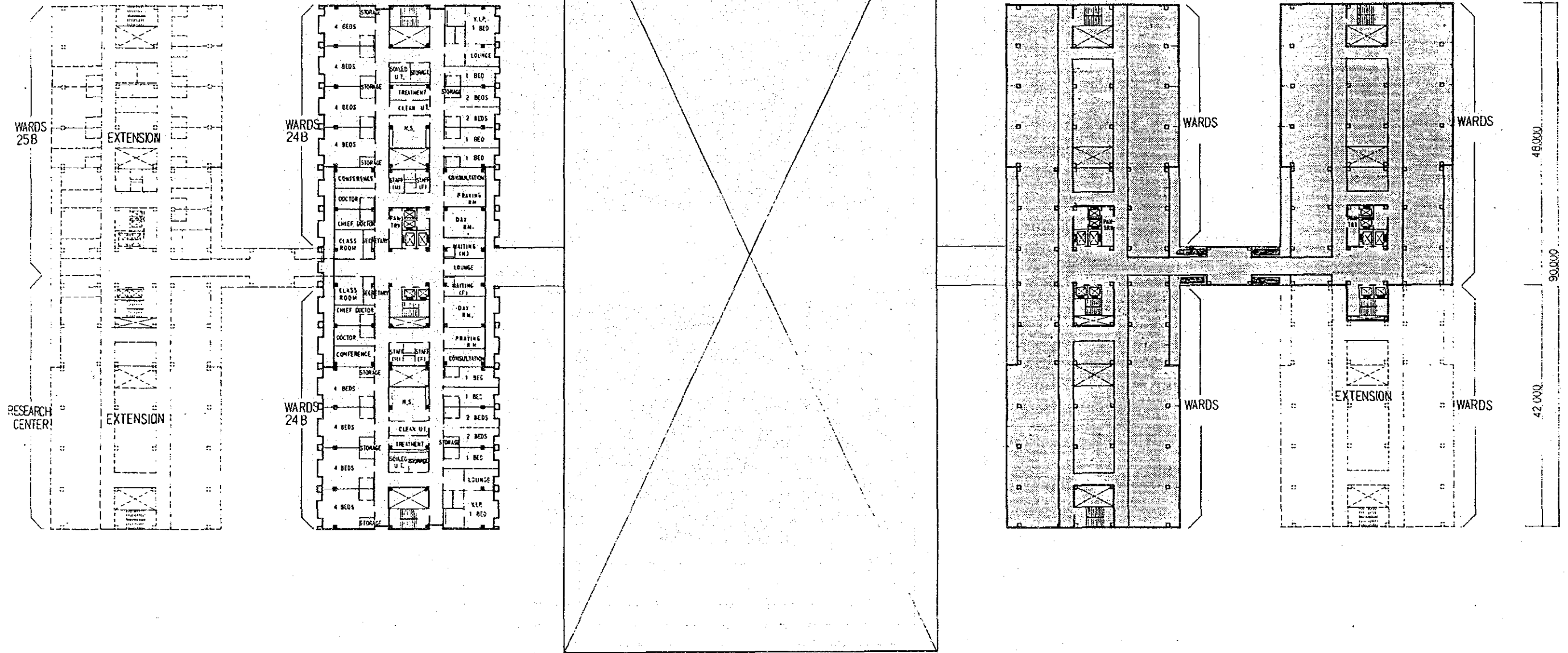

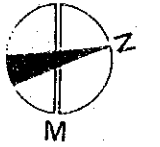
BASIC DESIGN

JAPAN INTERNATIONAL
COOPERATION AGENCY

ARCHITECTURAL

HOSPITAL 3rd FLOOR PLAN


09



| | | | | | | | | | |
|--------|------|-------|------|-------|------|------|------|-------|------|
| 1800 | 9500 | 7000 | 9500 | 1800 | 1800 | 9500 | 7000 | 9500 | 1800 |
| 29600 | | 17400 | | 29600 | | | | | |
| 76800 | | | | 12200 | | | | 63000 | |
| 240600 | | | | | | | | | |

| | | | | | | | | | |
|--------|------|-------|------|-------|------|------|------|-------|------|
| 1800 | 9500 | 7000 | 9500 | 1800 | 1800 | 9500 | 7000 | 9500 | 1800 |
| 29600 | | 17400 | | 29600 | | | | | |
| 76800 | | | | 12200 | | | | 63000 | |
| 240600 | | | | | | | | | |

LEGEND



10
GENERAL
HOSPITAL

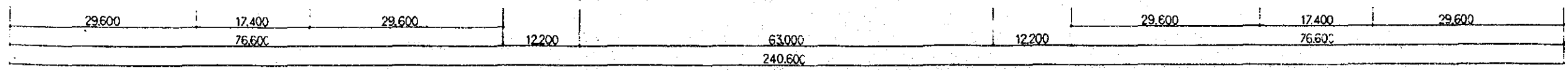
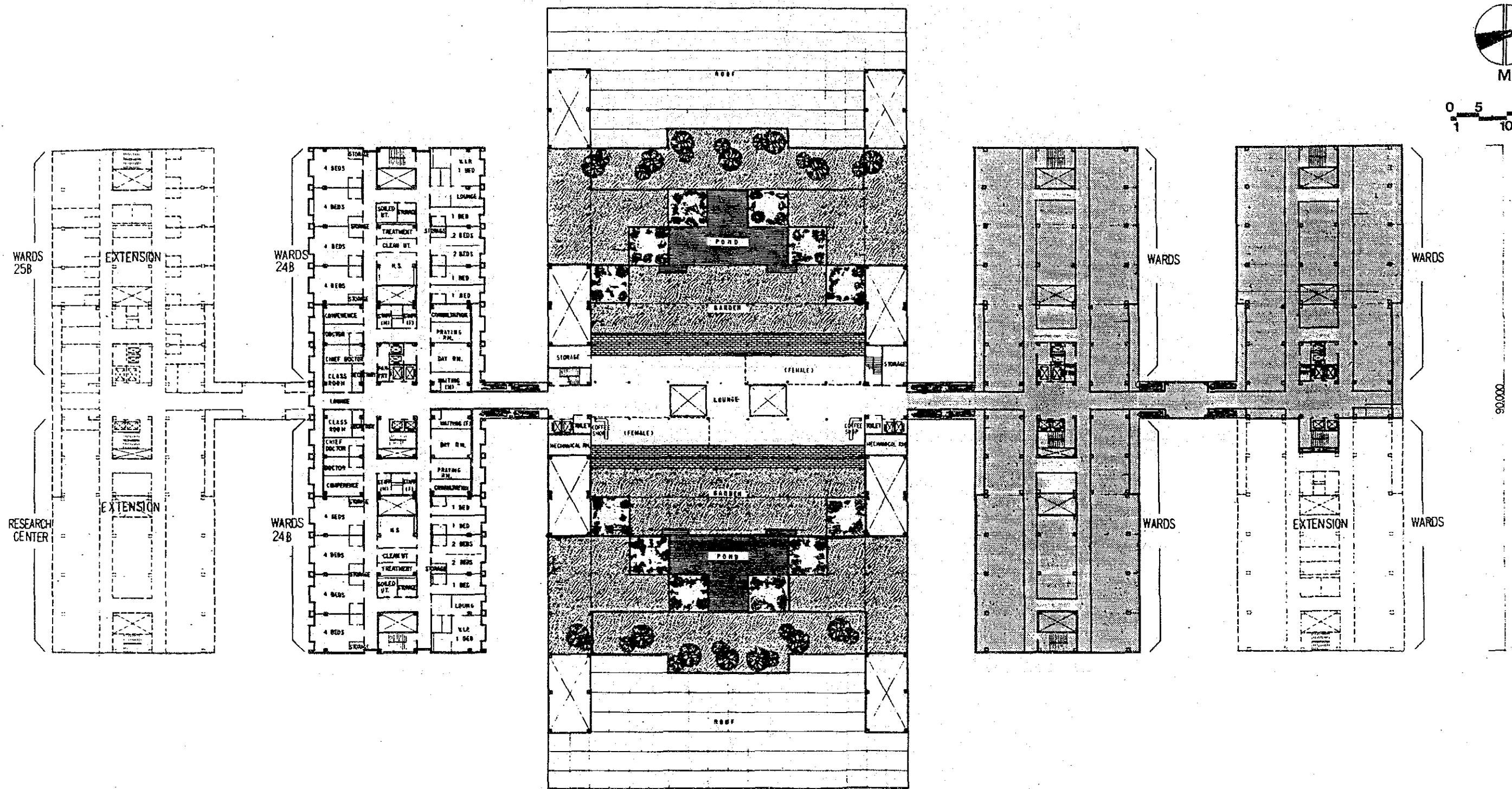
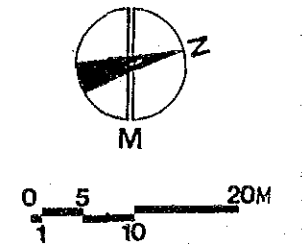
THE NATIONAL CANCER CENTER
ESTABLISHMENT PROJECT IN THE KINGDOM OF SAUDI ARABIA

BASIC DESIGN

JAPAN INTERNATIONAL
COOPERATION AGENCY

ARCHITECTURAL

HOSPITAL 4th FLOOR PLAN




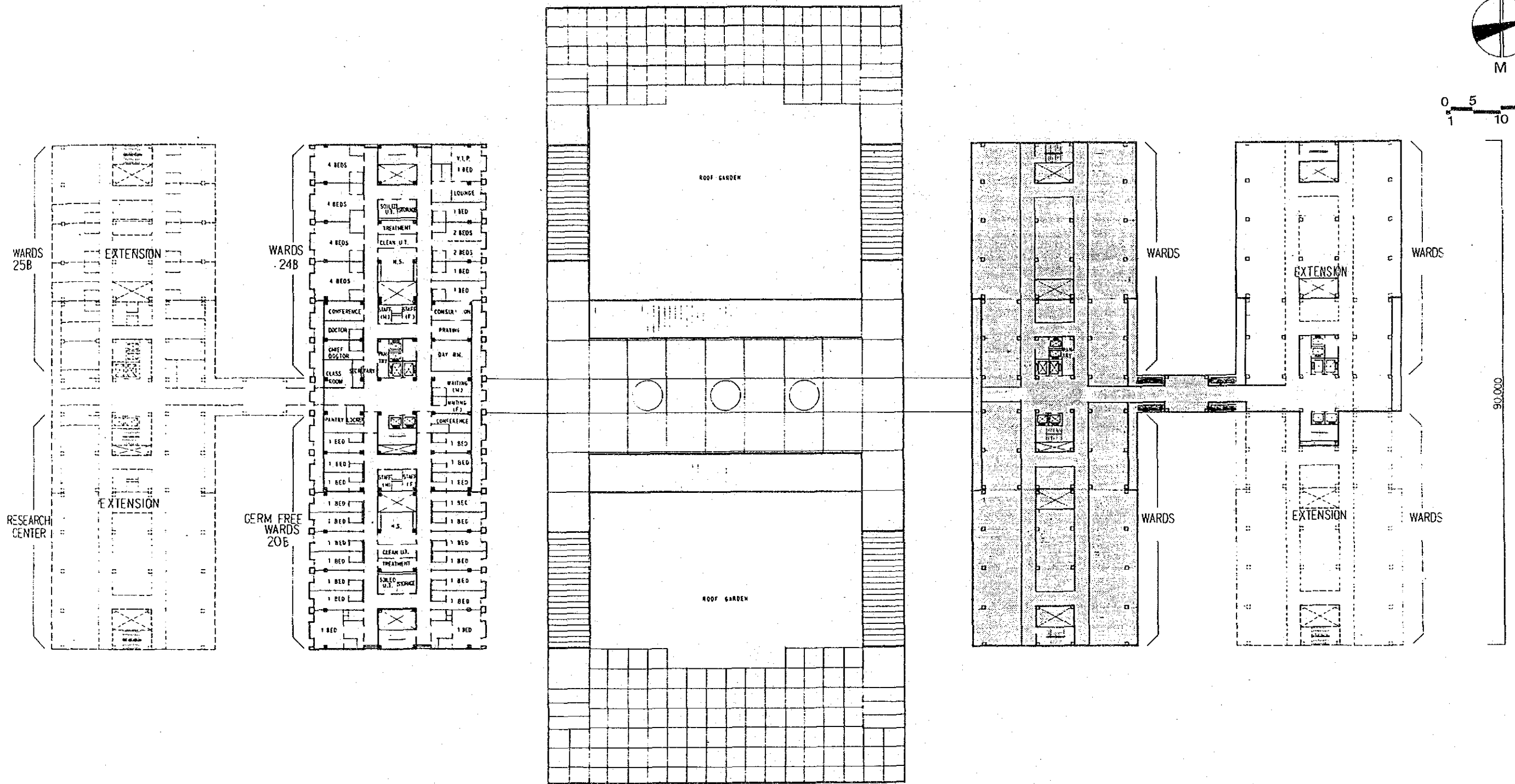

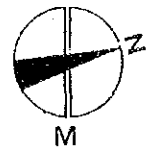
THE NATIONAL CANCER CENTER
ESTABLISHMENT PROJECT IN THE KINGDOM OF SAUDI ARABIA

BASIC DESIGN

JAPAN INTERNATIONAL
COOPERATION AGENCY

ARCHITECTURAL

HOSPITAL 5th FLOOR PLAN



LEGEND
12
GENERAL HOSPITAL

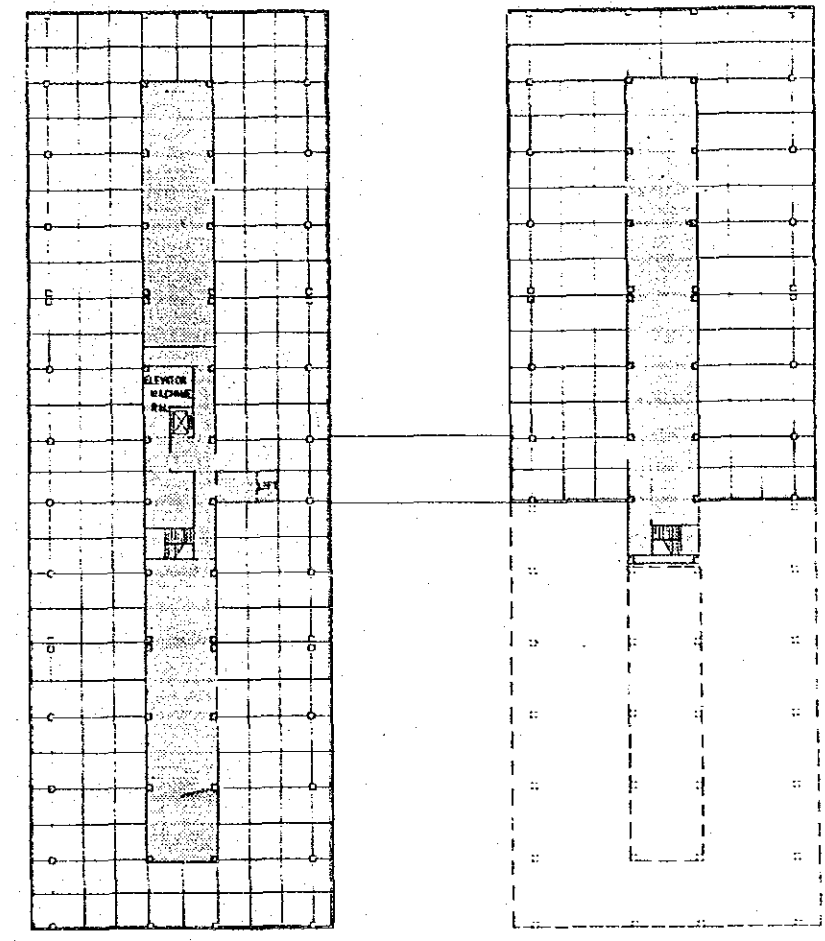
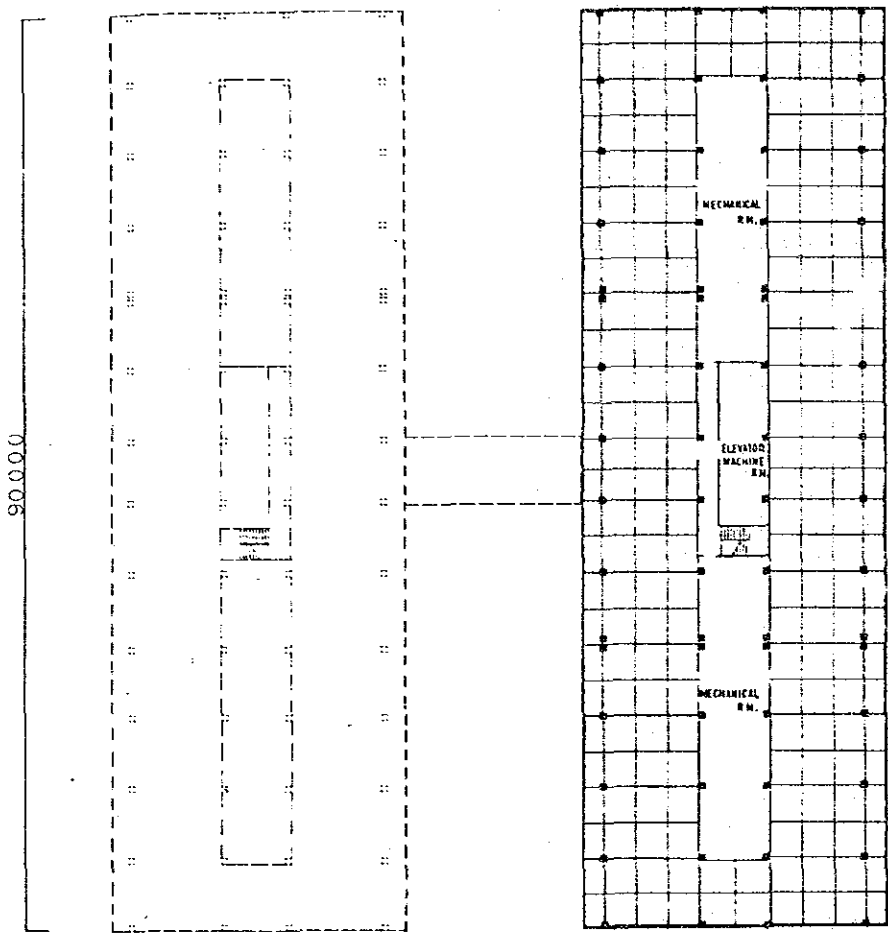
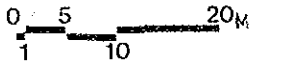
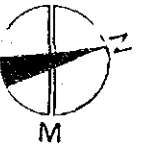
THE NATIONAL CANCER CENTER
ESTABLISHMENT PROJECT IN THE KINGDOM OF SAUDI ARABIA

BASIC DESIGN

JAPAN INTERNATIONAL
COOPERATION AGENCY


ARCHITECTURAL

HOSPITAL 6th FLOOR PLAN



| | | | | | | | | | | | | | | | | | | | | | | | | | | |
|-------|------|-------|-------|-------|------|-------|--|-------|-------|-------|--|-------|--|-------|-------|-------|--|-------|------|-------|-------|-------|--|--------|--|--------|
| 11300 | 7000 | 11300 | | 11300 | 7000 | 11300 | | 11300 | 7000 | 11300 | | 87400 | | 11300 | 7000 | 11300 | | 11300 | 7000 | 11300 | | 29600 | | 17400 | | 240600 |
| 29600 | | | 17400 | | | 29600 | | | 17400 | | | 29600 | | | 17400 | | | 29600 | | | 17400 | | | 240600 | | |

LEGEND



13
GENERAL
HOSPITAL

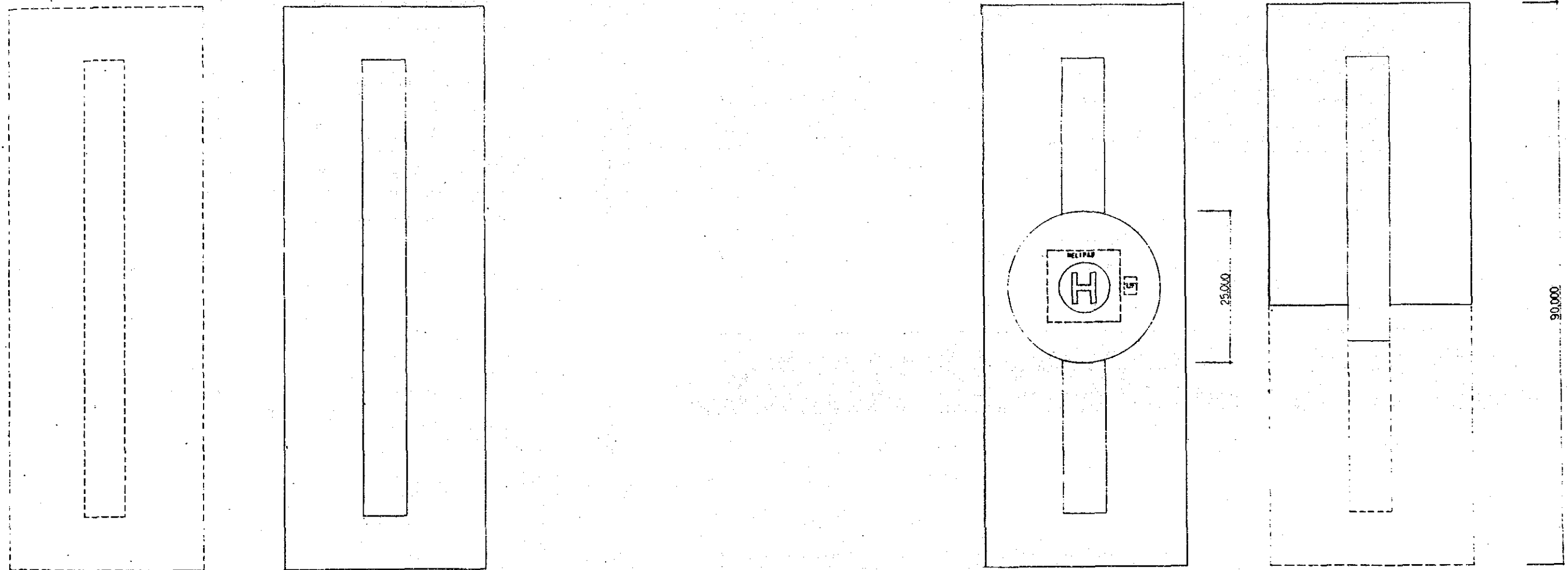

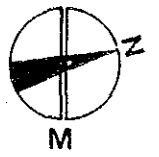
THE NATIONAL CANCER CENTER
ESTABLISHMENT PROJECT IN THE KINGDOM OF SAUDI ARABIA

BASIC DESIGN


JAPAN INTERNATIONAL
COOPERATION AGENCY

ARCHITECTURAL

HOSPITAL PENTHOUSE ROOF PLAN



90,000



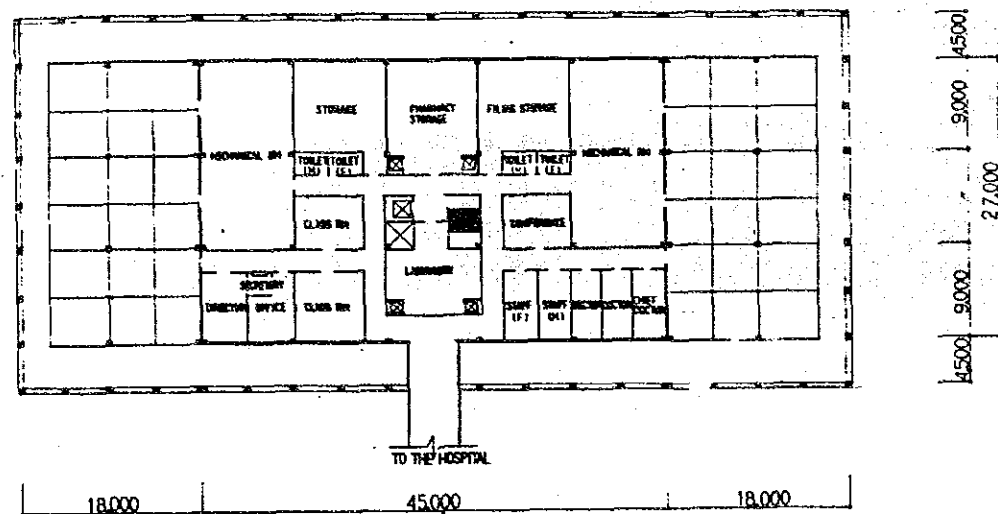
THE NATIONAL CANCER CENTER
ESTABLISHMENT PROJECT IN THE KINGDOM OF SAUDI ARABIA

BASIC DESIGN

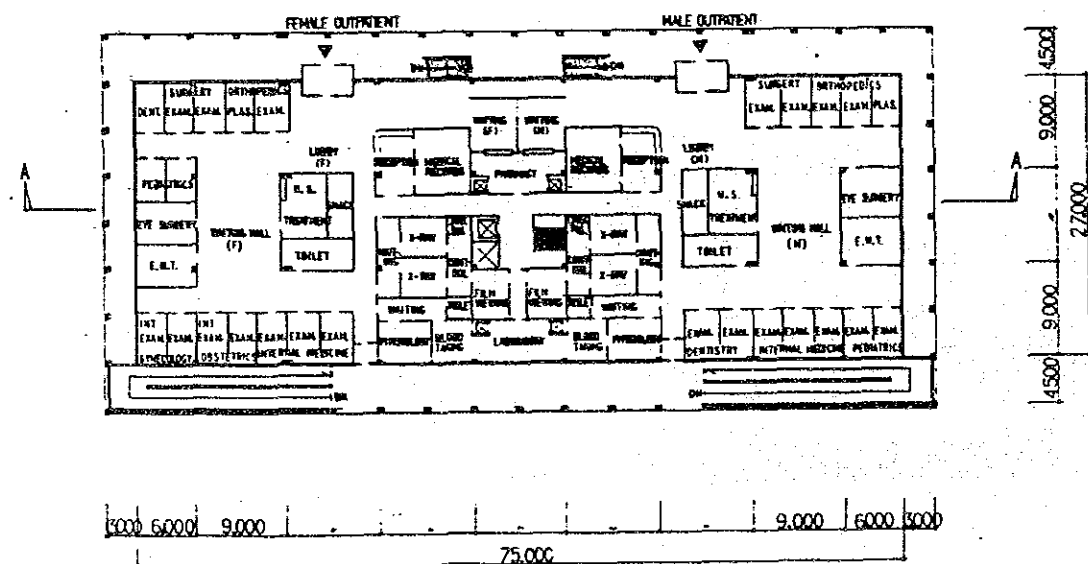
JAPAN INTERNATIONAL
COOPERATION AGENCY

ARCHITECTURAL

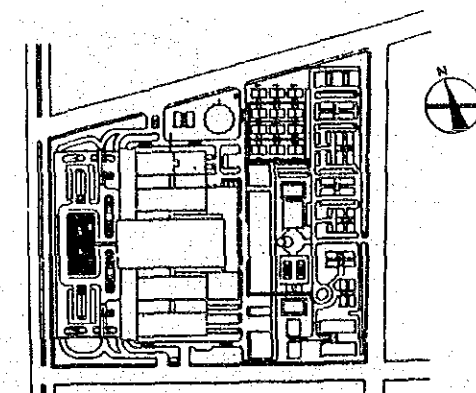
HOSPITAL ROOF PLAN



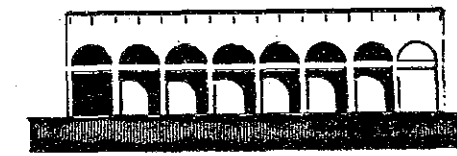
2ND FLOOR PLAN



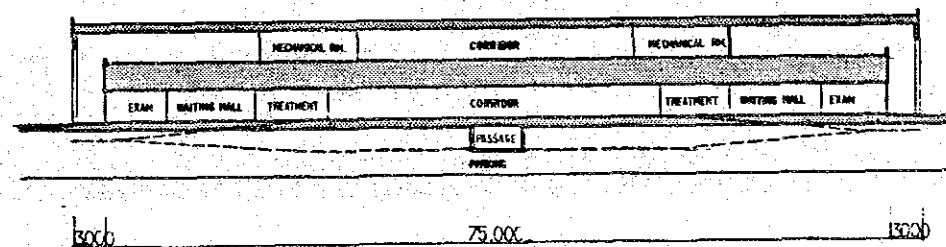
1ST FLOOR PLAN



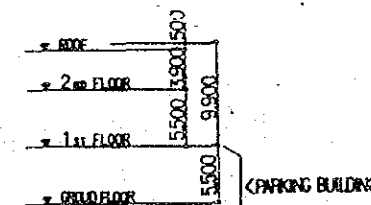
ELEVATION WEST




ELEVATION SOUTH




SECTION A-A






ELEVATION SOUTH

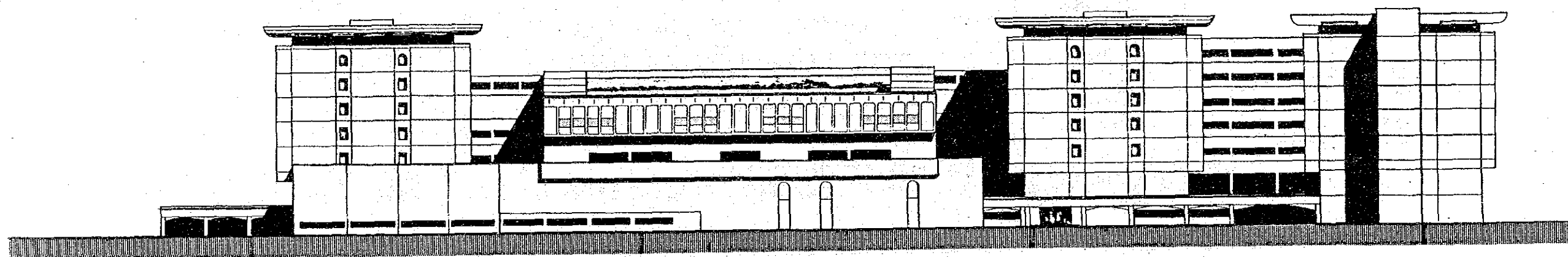


ELEVATION WEST

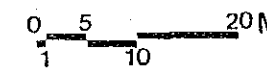


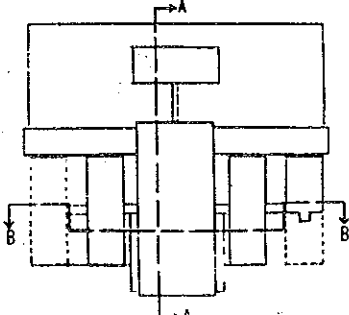
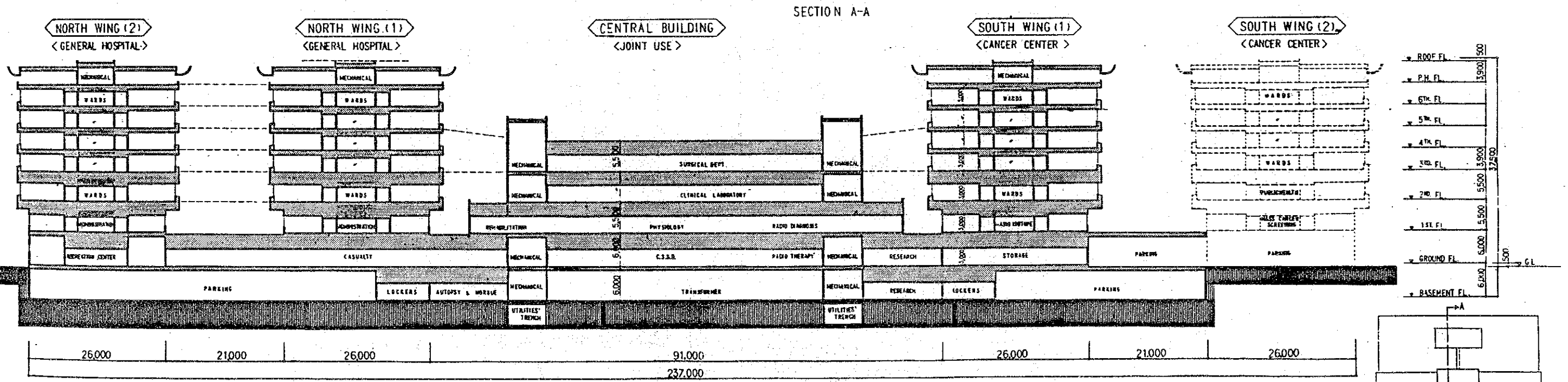
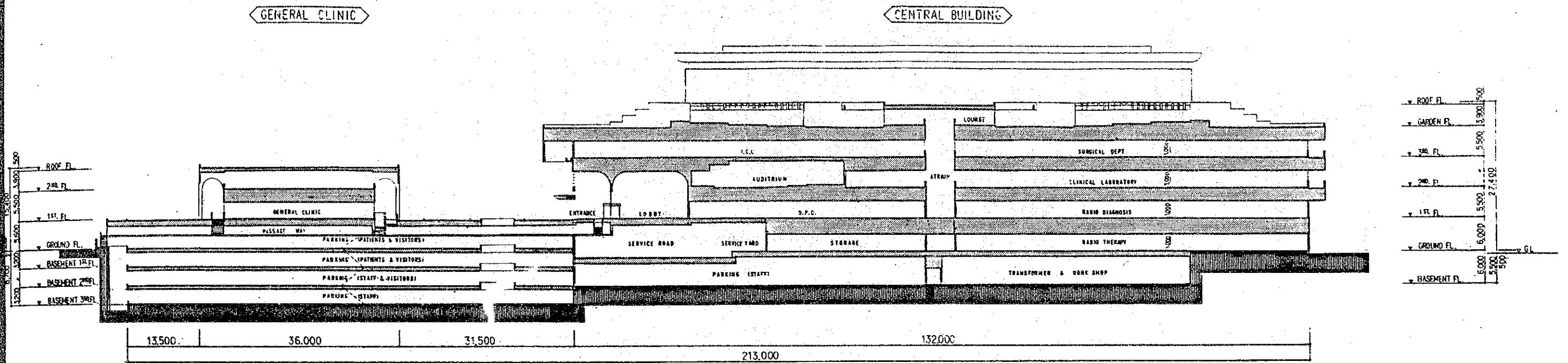


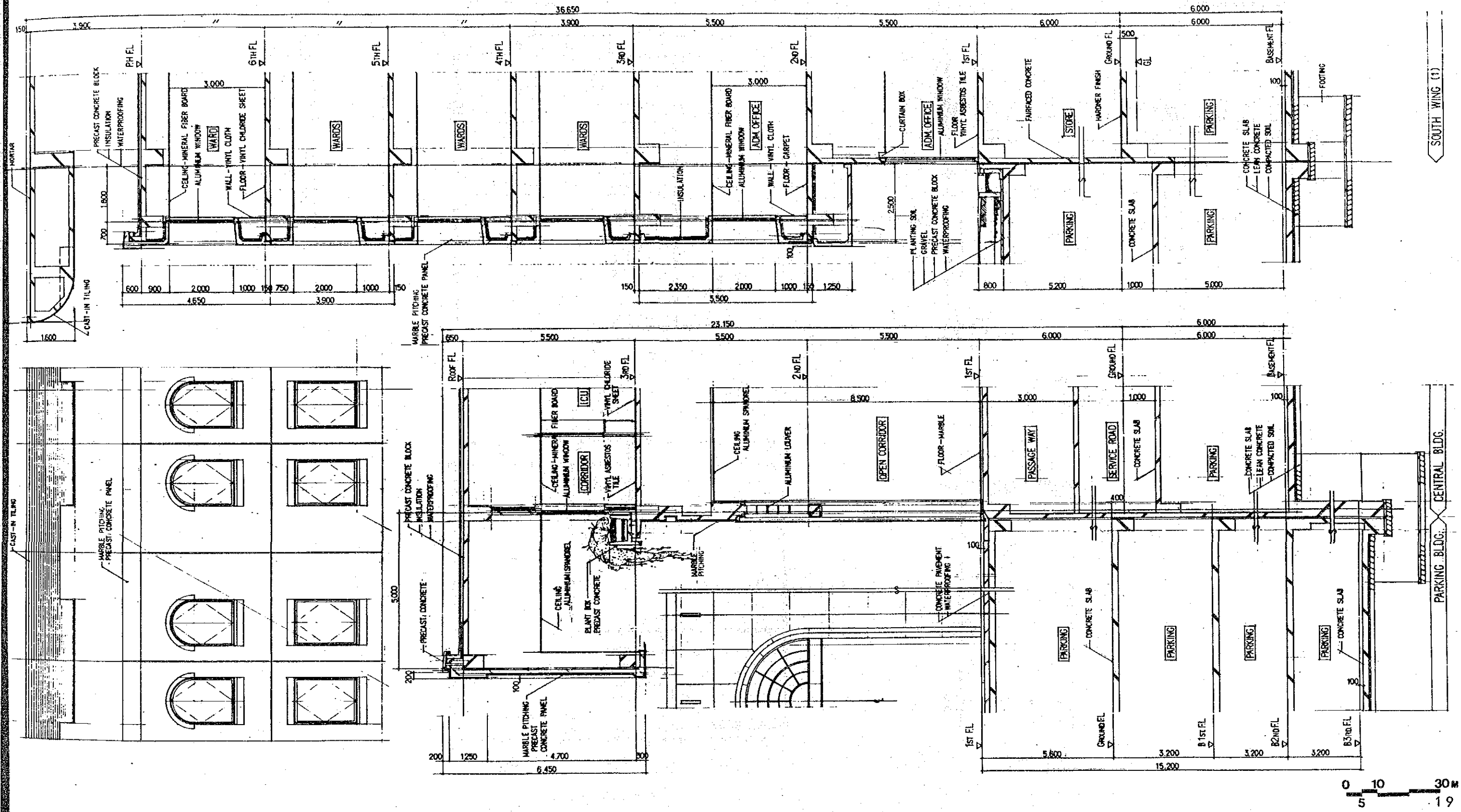
ELEVATION NORTH


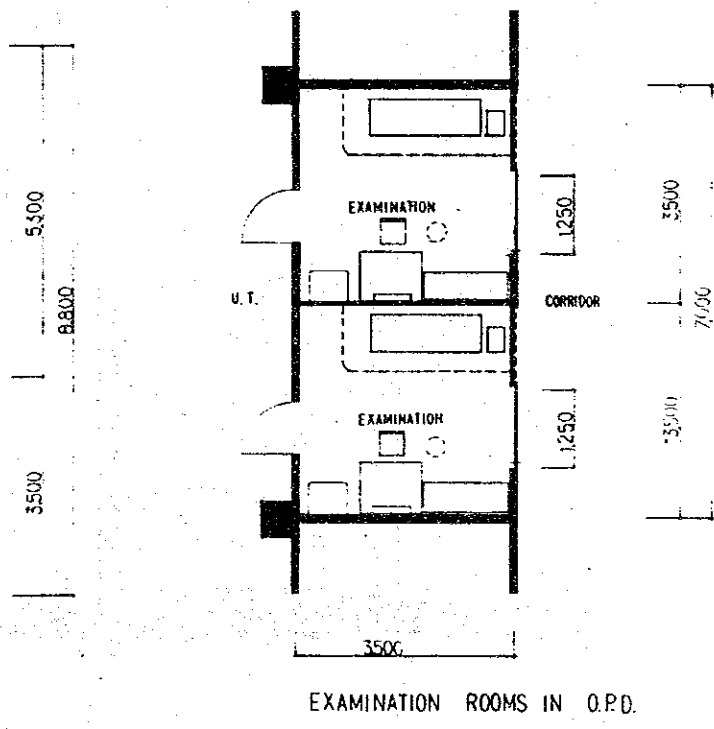
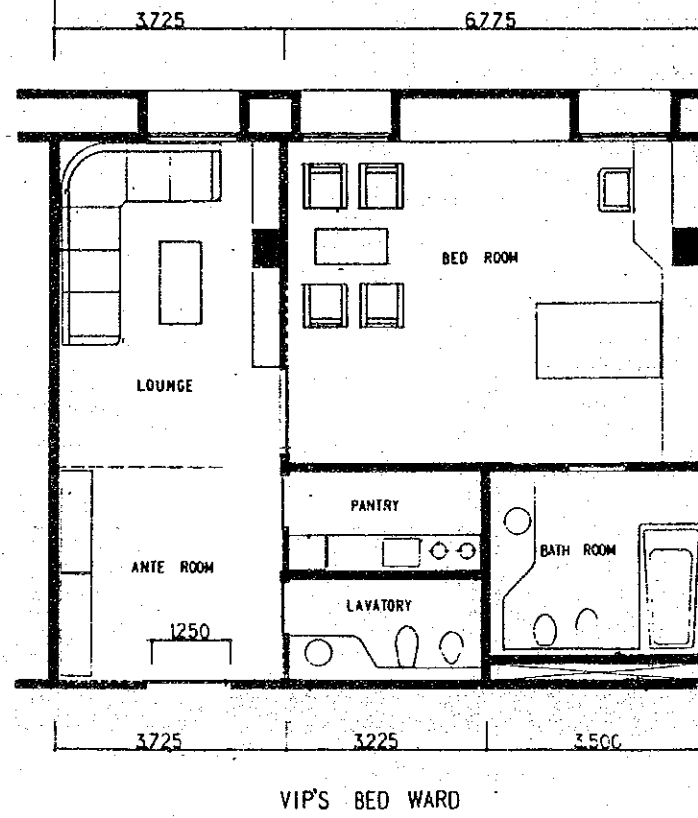
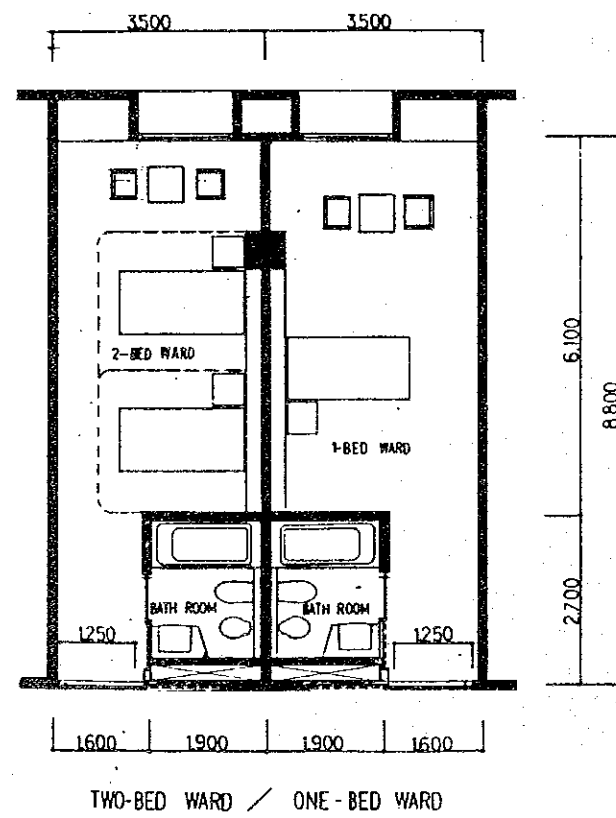
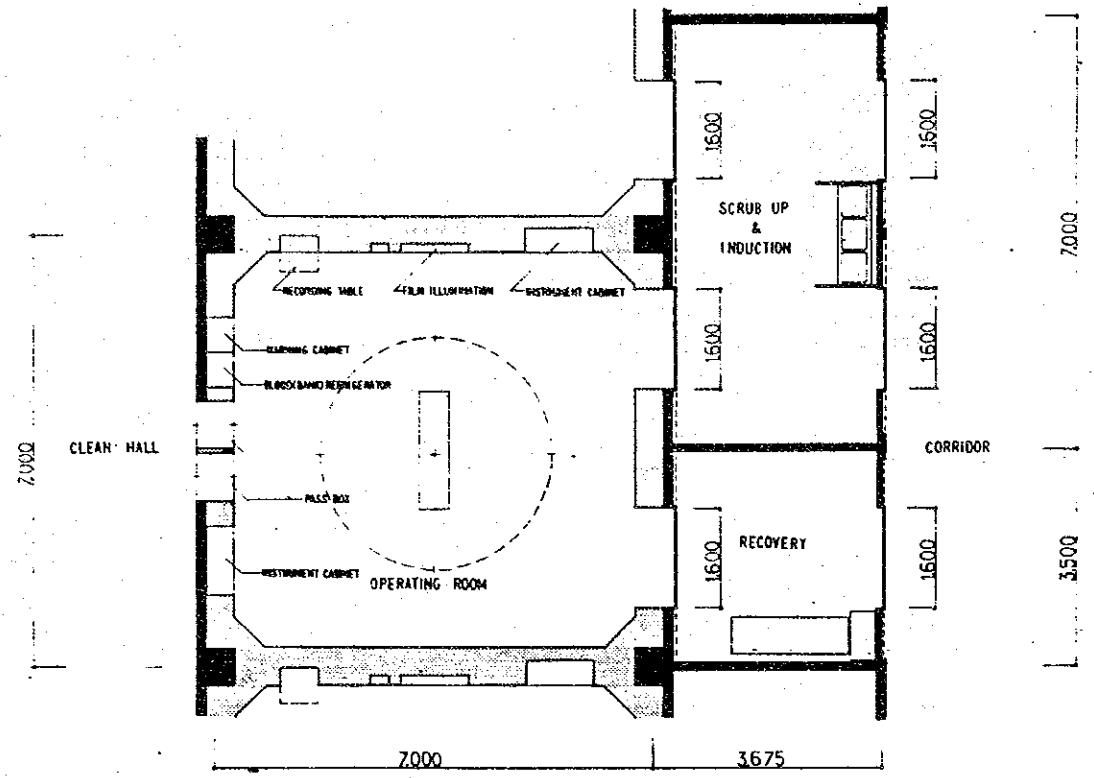
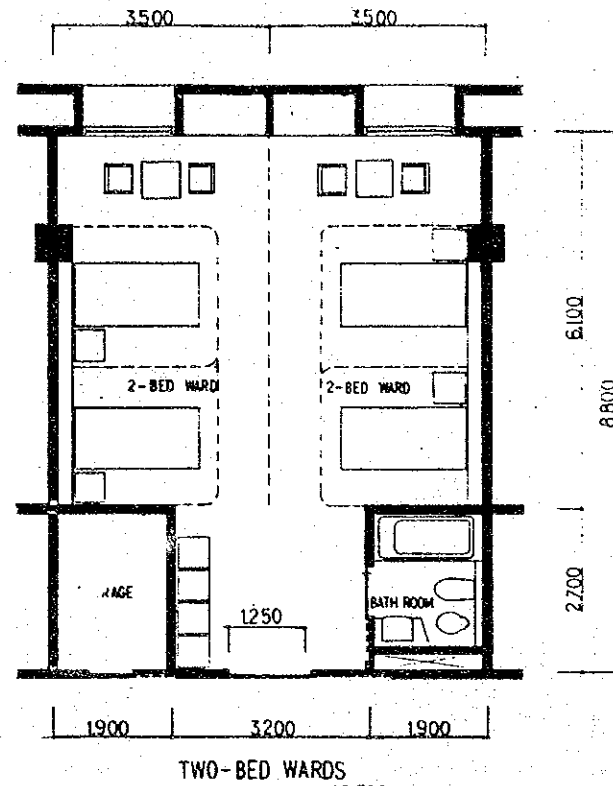
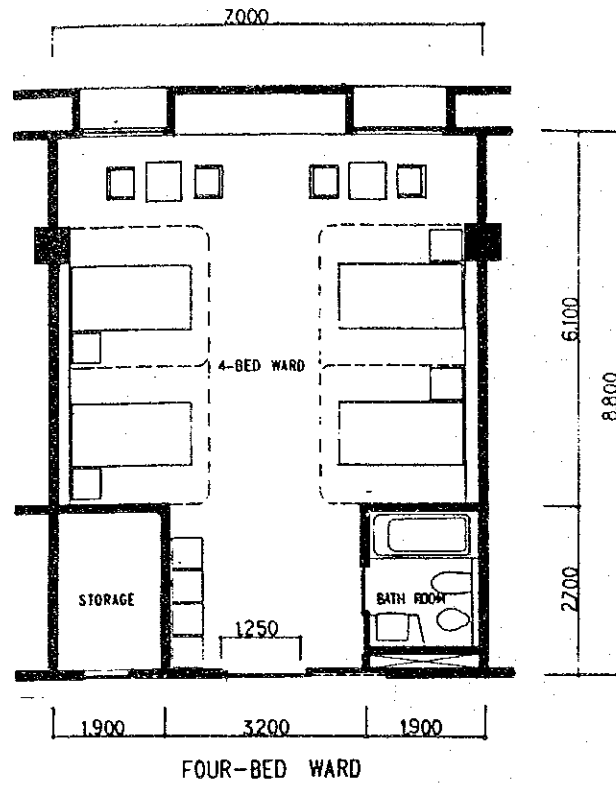


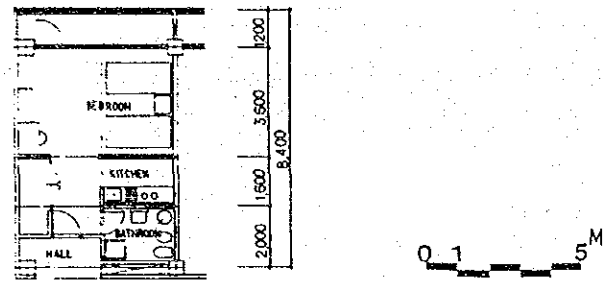
ELEVATION EAST



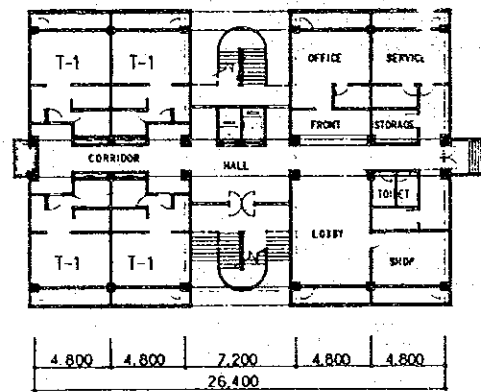
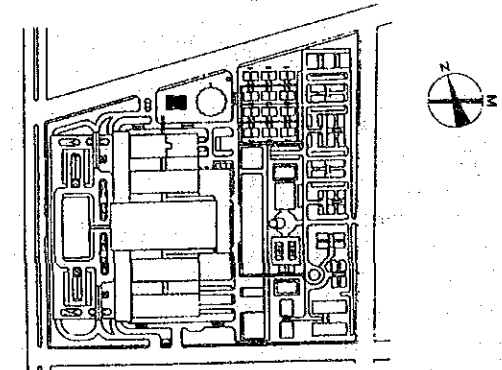




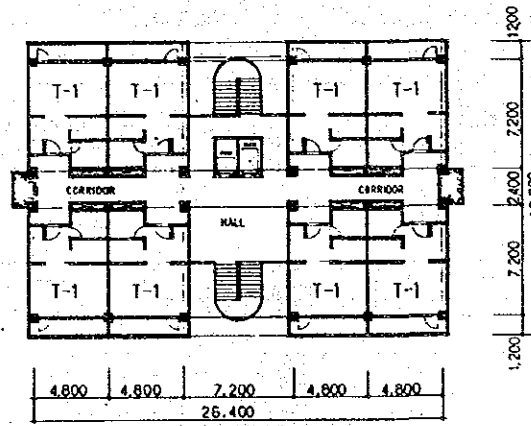




2.400 | 2.400
4.800
TYPE T-1
OVERNIGHT ACCOMMODATIONS

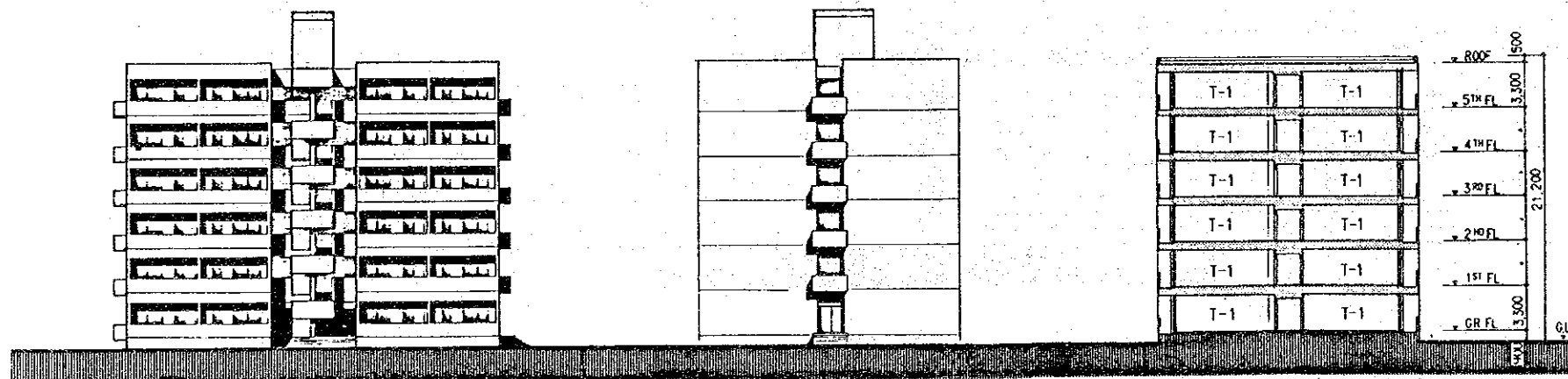


OVERNIGHT ACCOMMODATIONS
GROUND FLOOR PLAN



OVERNIGHT ACCOMMODATIONS
1ST. - 5TH. FLOOR PLAN

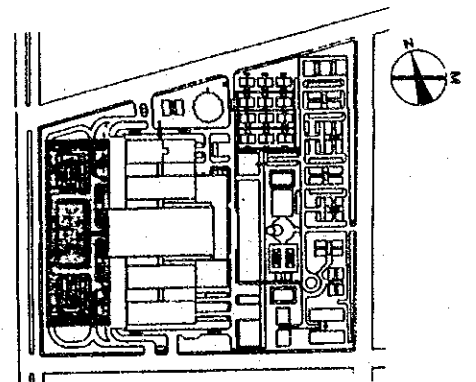
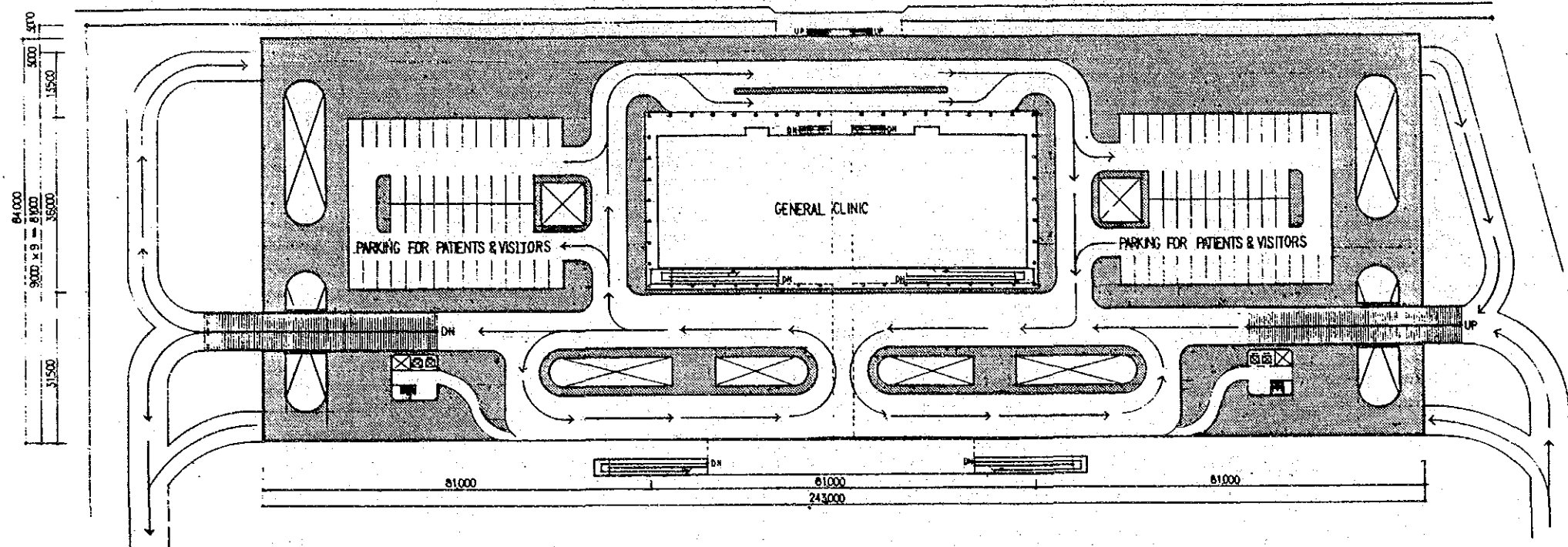
| TYPE | NUMBER OF UNIT (UNITS) | FLOOR SPACE OF EACH UNIT (M ²) |
|------|------------------------|--|
| T-1 | 44 | 40,3 |



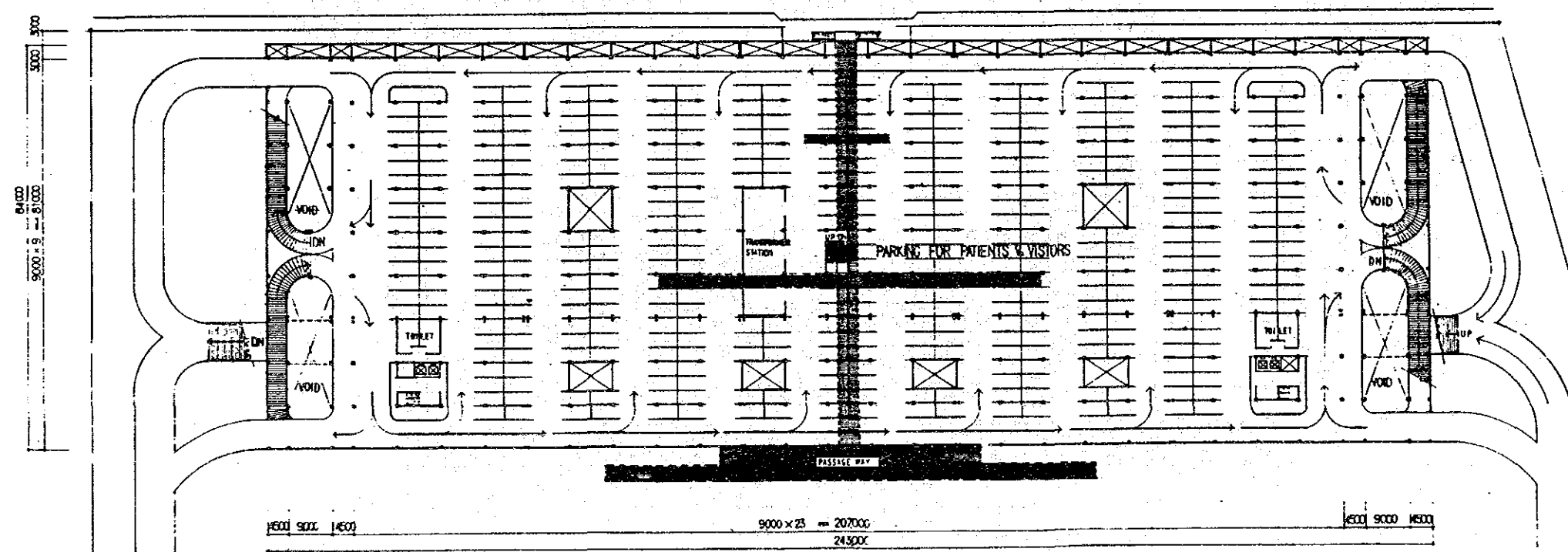
ELEVATION SOUTH

ELEVATION EAST


SECTION

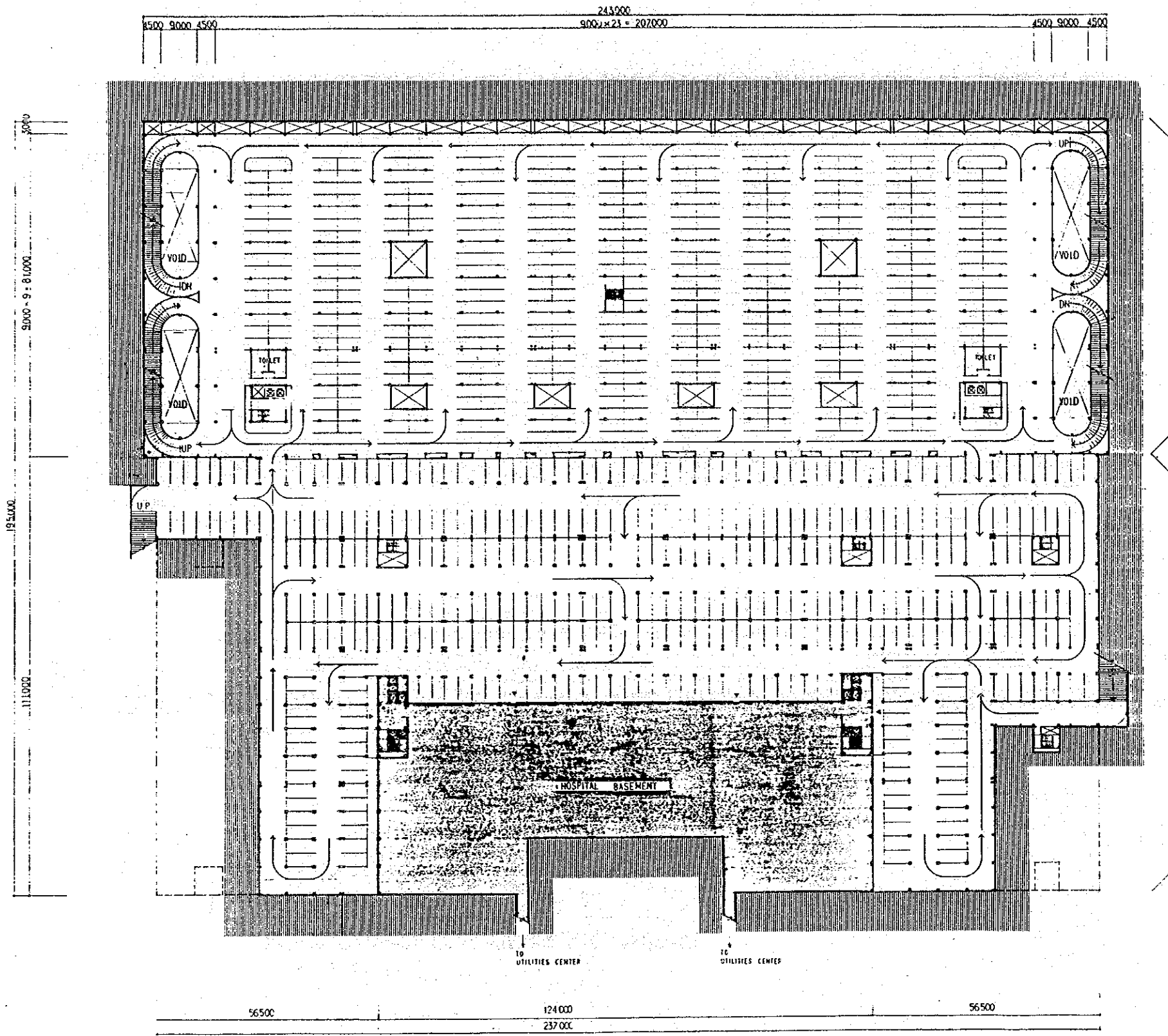


1ST FLOOR PLAN



GROUND FLOOR PLAN



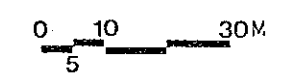


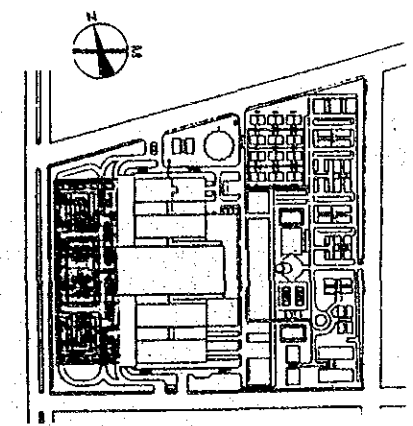
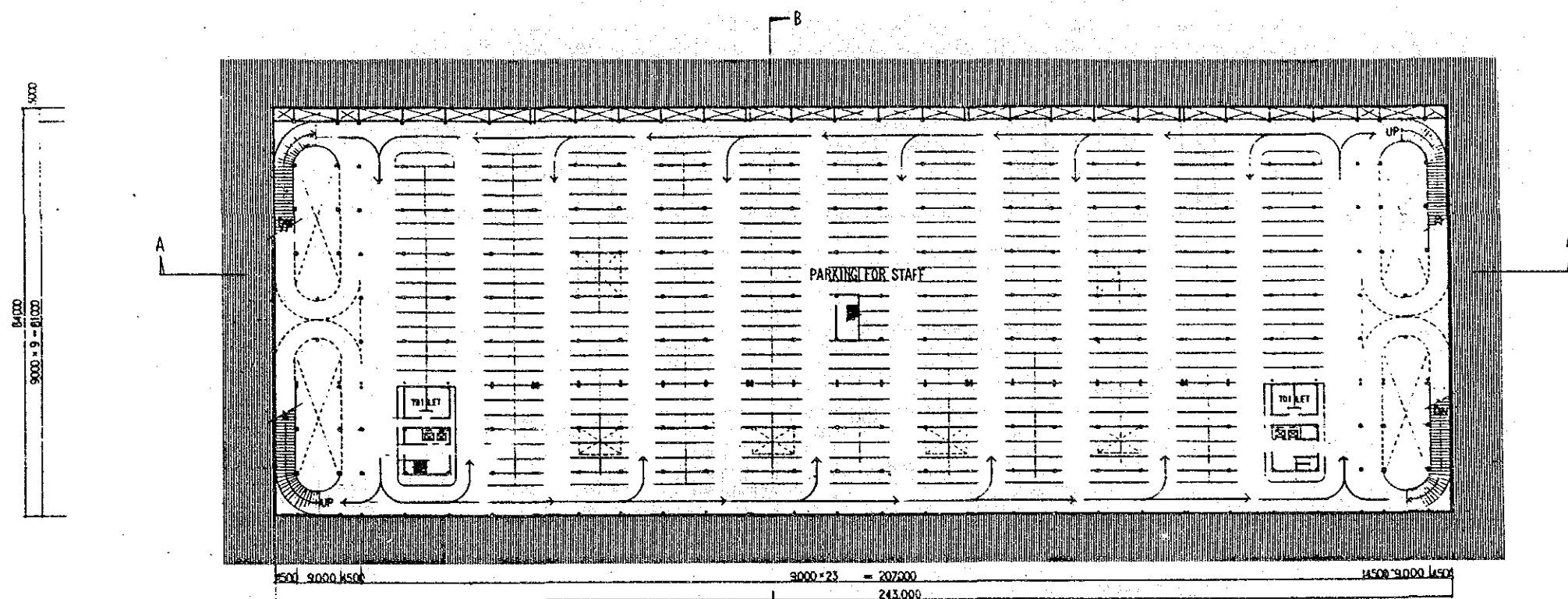
BASEMENT 1st FLOOR: PARKING FOR PATIENTS & VISITORS
 BASEMENT 2nd FLOOR: PARKING FOR PATIENTS, VISITORS & STAFF

BASEMENT 1st & 2nd FLOOR PLAN


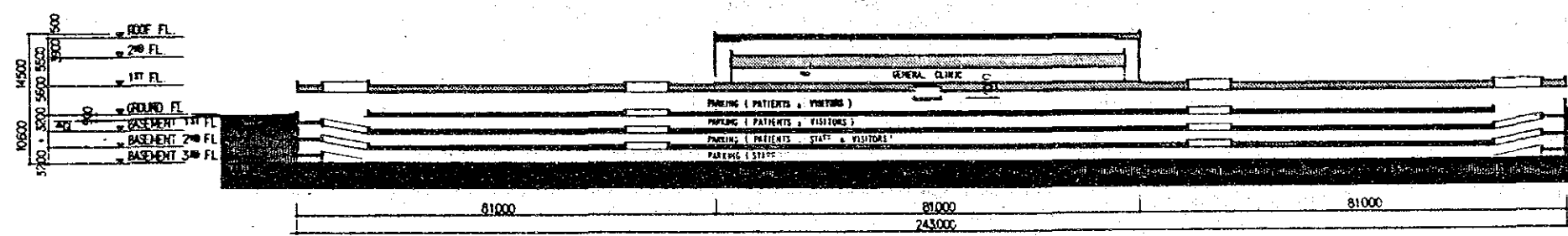
PARKING FOR STAFF

HOSPITAL BASEMENT FLOOR PLAN

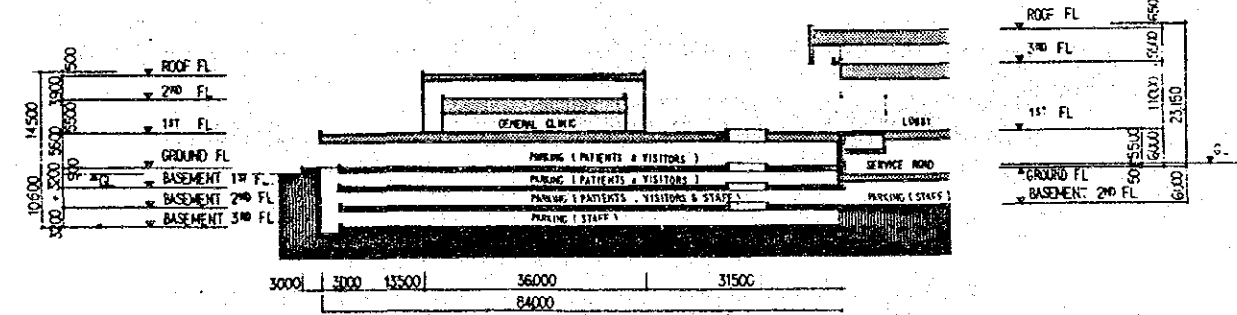




BASEMENT 3RD FLOOR PLAN

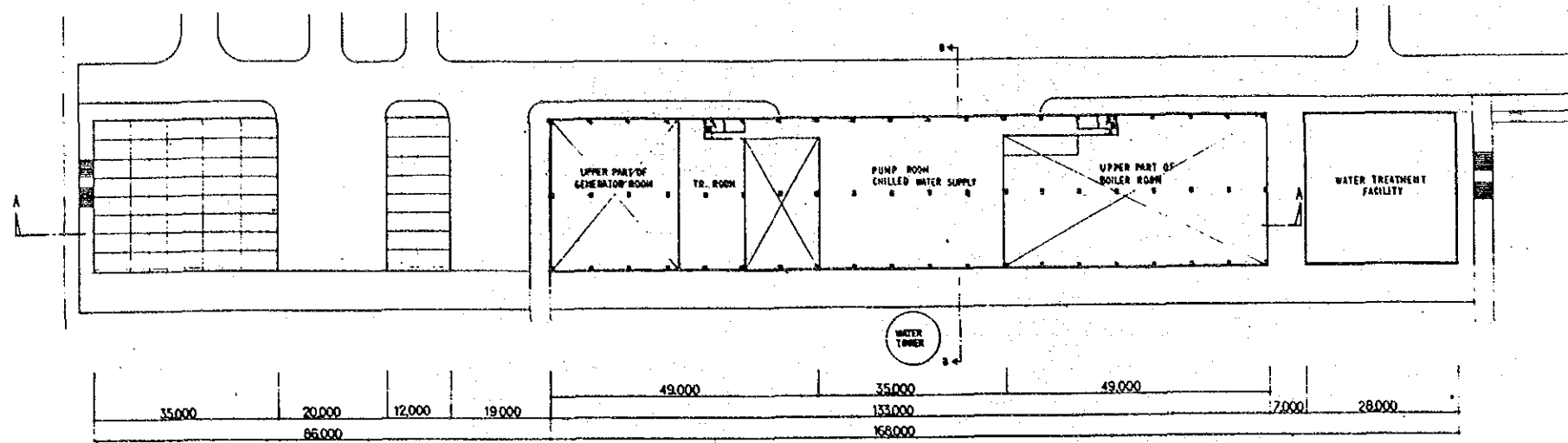


SECTION A-A

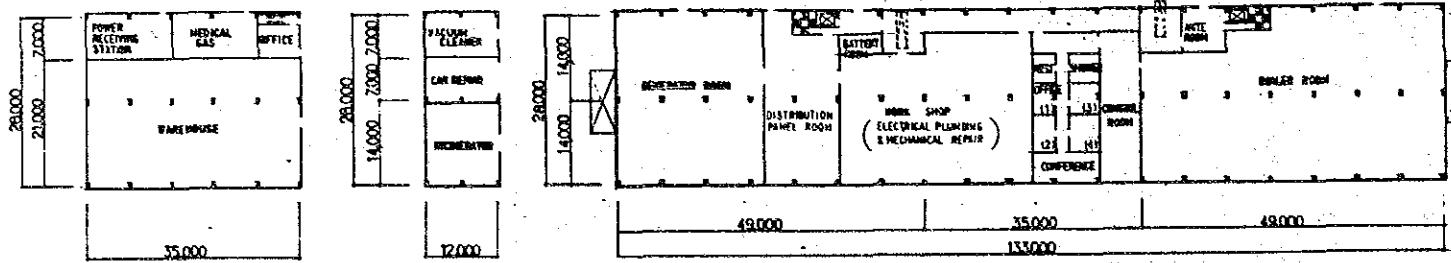
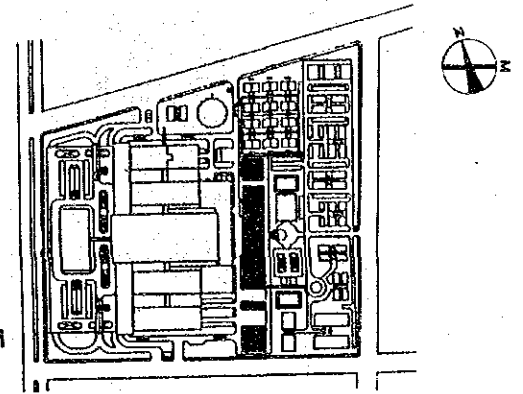


SECTION B-B

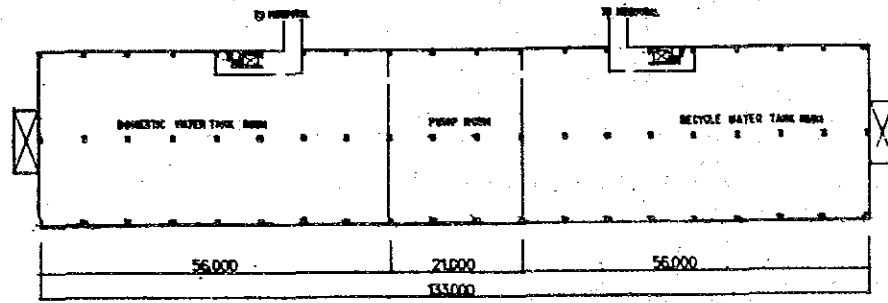
| NUMBER OF STALLS | | |
|------------------|------------------|----------|
| FLOOR | PARKING BUILDING | HOSPITAL |
| 1ST FLOOR | 100 | — |
| GROUND FLOOR | 425 | — |
| B 1 FLOOR | 443 | 376 |
| B 2 FLOOR | 443 | — |
| B 3 FLOOR | 471 | — |
| SUB TOTAL | 1882 | 376 |
| TOTAL | 2258 | |



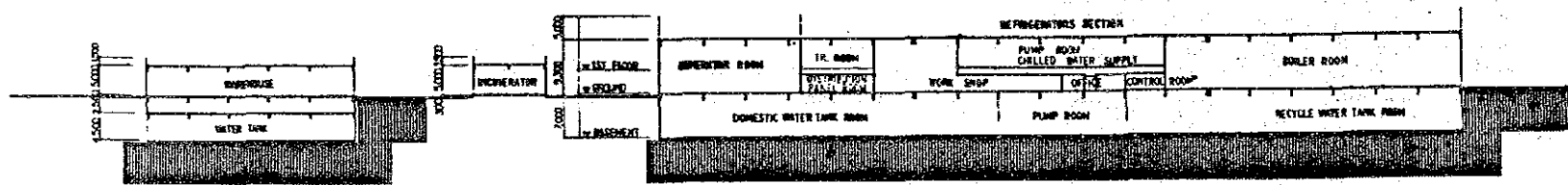
1ST FLOOR PLAN



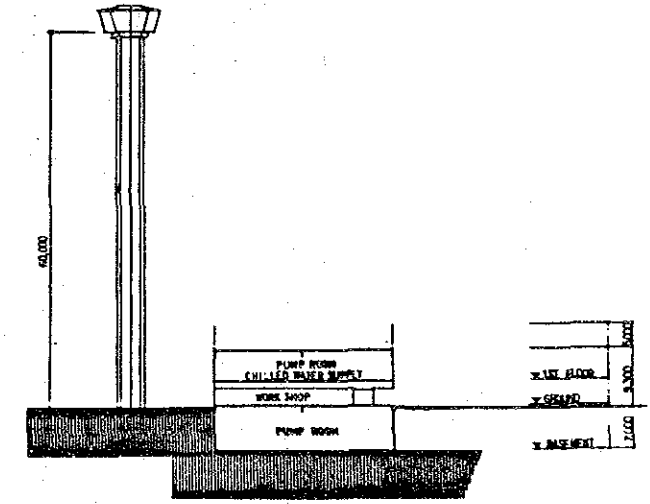
GROUND FLOOR PLAN




BASEMENT 1ST FLOOR PLAN



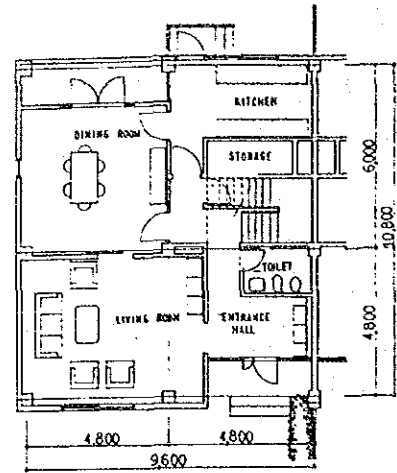
A-A SECTION



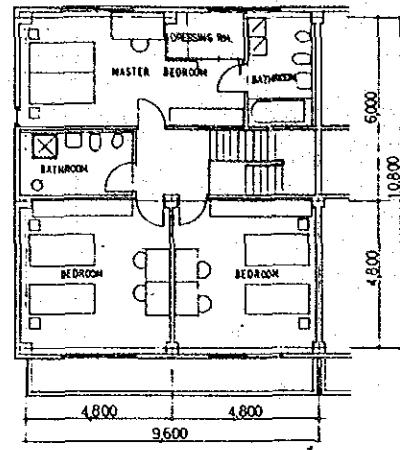
B-B SECTION



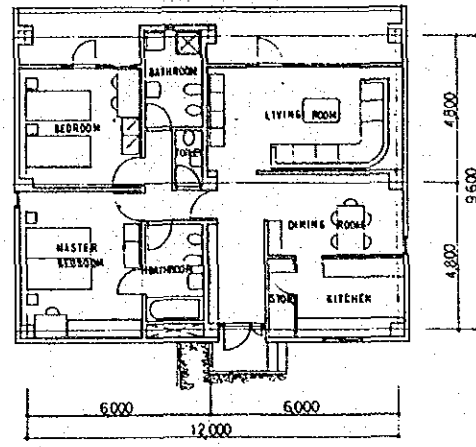
ELEVATION



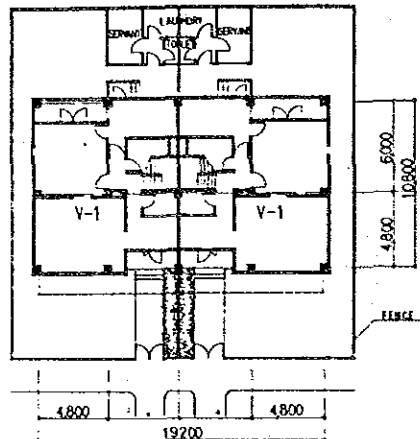
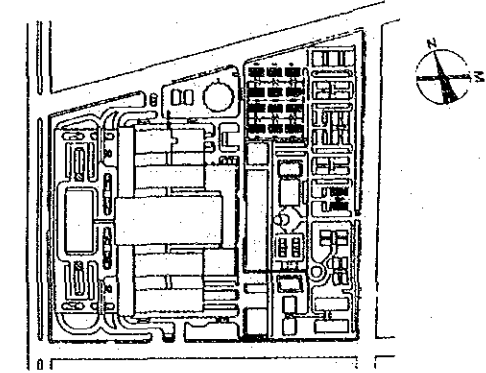
TYPE V-1 (VILLA)
GROUND FLOOR PLAN



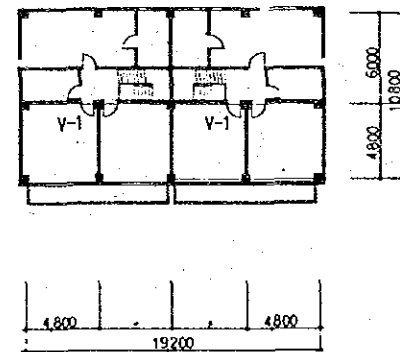
FIRST FLOOR PLAN



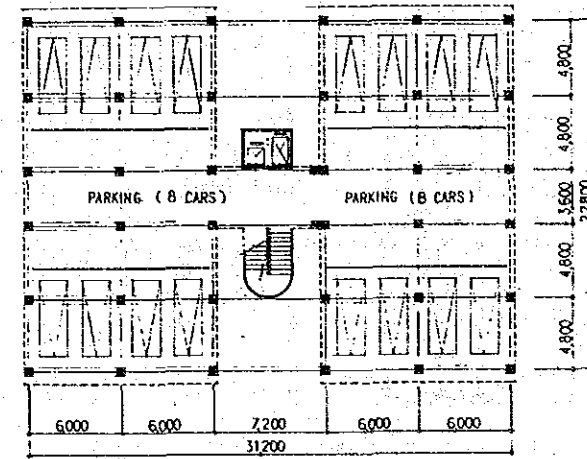
TYPE M-2 (2-BEDROOM APARTMENT)



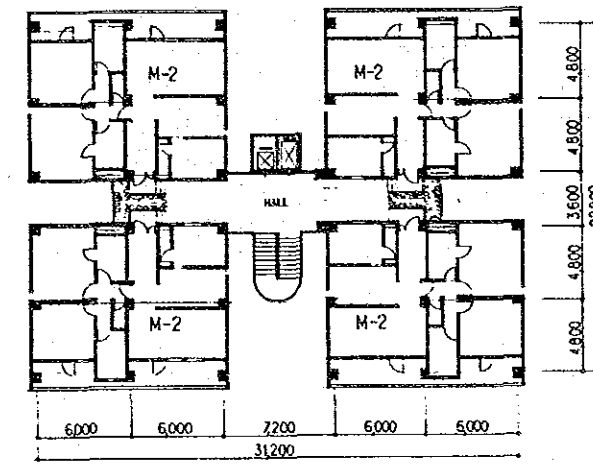
3-BEDROOM VILLA FOR DOCTORS
GROUND FLOOR PLAN



FIRST FLOOR PLAN

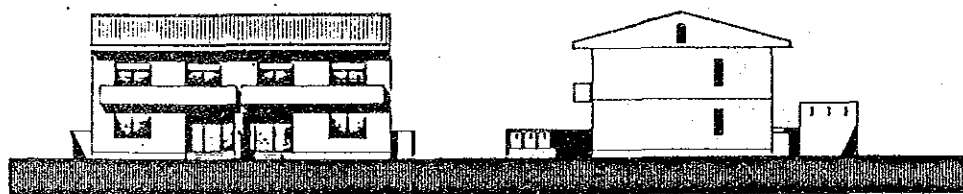
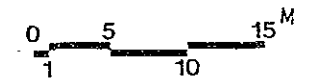


2-BEDROOM APARTMENTS FOR PARAMEDICAL, MAINT. & SERVICE STAFF
GROUND FLOOR PLAN



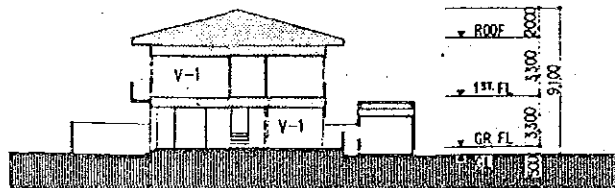
1ST.-7TH FLOOR PLAN

| TYPE | NUMBER OF UNIT (UNITS) | FLOOR SPACE (M ²) (OF EACH UNIT) |
|------|------------------------|--|
| V | 24 | 2020 |
| M-2 | 28 | 1152 |





ELEVATION SOUTH


ELEVATION EAST



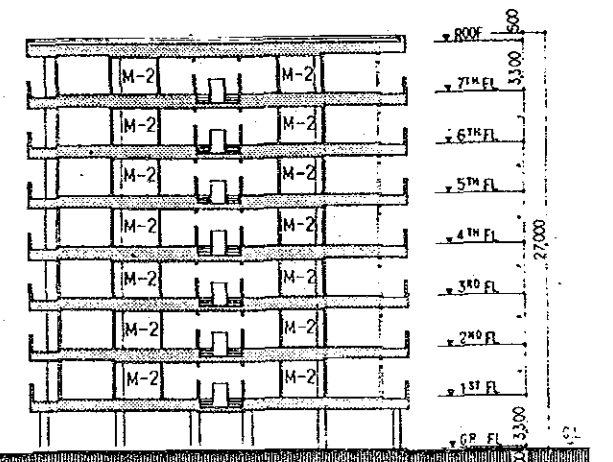
SECTION



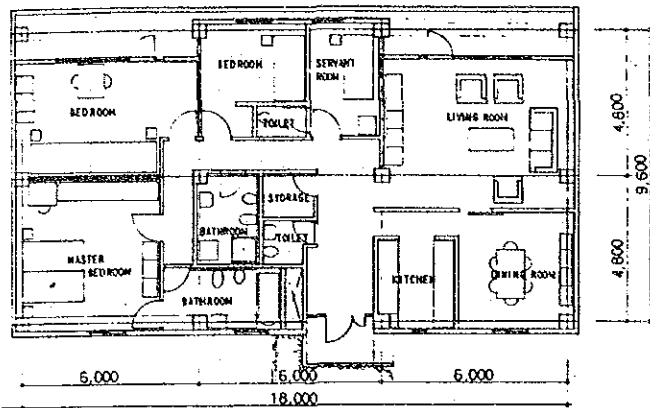
ELEVATION EAST



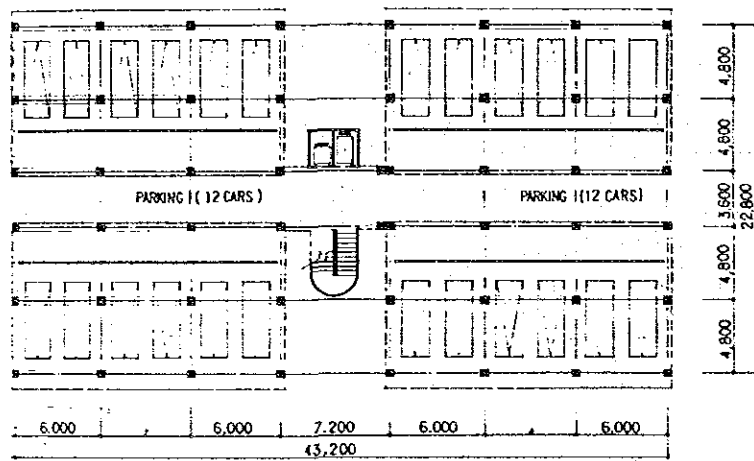
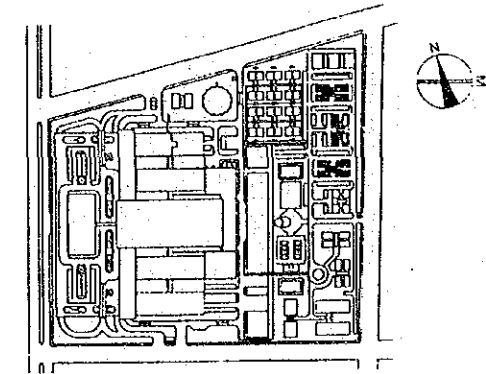
ELEVATION NORTH



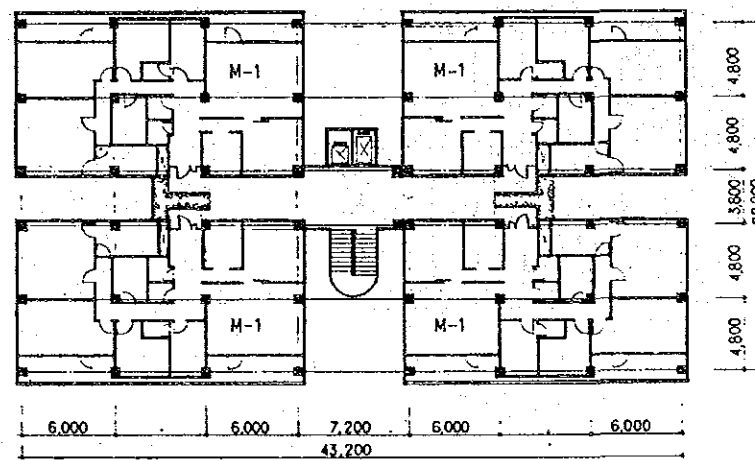
SECTION



TYPE M-1 (3-BEDROOM APARTMENT)

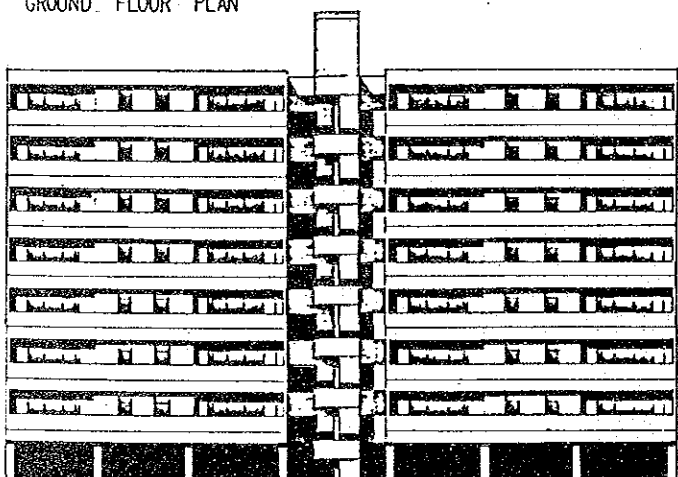


GROUND FLOOR PLAN

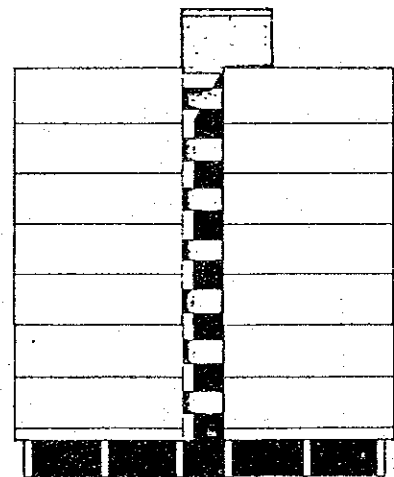


1ST - 7TH FLOOR PLAN

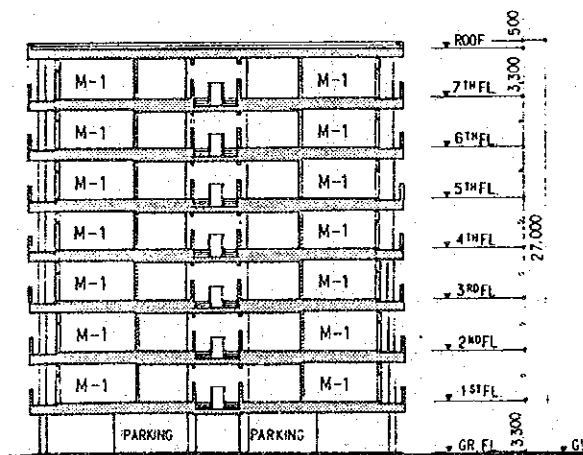
| TYPE | NUMBER OF UNIT (UNITS) | FLOOR SPACE OF EACH UNIT (M ²) |
|------|------------------------|--|
| M-1 | 84 | 172.6 |



ELEVATION SOUTH



ELEVATION EAST



SECTION

