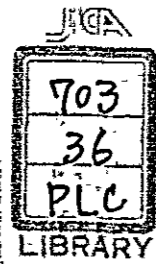


**JICA'S TECHNICAL COOPERATION
IN
THE FEDERATIVE REPUBLIC OF BRAZIL**

1982



Japan International Cooperation Agency



国際協力事業団	
受入 月日 '84. 4. -3	703
登録No. 02496	36
	PLC

CONTENTS

	Page
Introduction	1
Outline of JICA's Technical Cooperation	2
Table 1. Total Expenditures by Type	4
Table 2. Total Expenditures by Program	5
Table 3. Training Program for Overseas Participants (Number of Brazilian Participants)	6
Table 4. Expert Assignment Program (Number of Japanese Experts)	7
Table 5. Equipment Supply Program (Expenditures)	8
Table 6. Project-Type Technical Cooperation Programs	9
Table 6.1 Overseas Technical Cooperation Center Program	9
Table 6.2 Health and Medical Cooperation Program	10
Table 6.3 Agriculture, Forestry and Fisheries Cooperation Program	11
Table 6.4 Industrial Development Cooperation Program	12
Table 7. Development Survey Program (Expenditures)	13
Table 8. Development Cooperation Program (Expenditures)	15

MAP: LOCATIONS OF JICA's TECHNICAL COOPERATION IN BRAZIL

JICA LIBRARY



1024747[6]

Introduction

The Japan International Cooperation Agency (JICA) is a governmental organization established in 1974. JICA performs activities related to international cooperation with developing countries.

In order to implement the work smoothly and effectively, JICA obtains extensive cooperation from governmental organs, local autonomous bodies and private enterprises in Japan, keeping in close contact with governments of developing countries and international organizations.

The following is an outline of the operations carried out by JICA:

- (1) to extend technical cooperation to developing areas on a government-to-government basis;
- (2) to carry out the work necessary for the promotion of the activities of the Japan Overseas Cooperation Volunteers;
- (3) to supply funds necessary for the improvement of the facilities related to social development, development of agriculture, forestry, mining and manufacturing, or funds necessary for pilot projects;
- (4) to provide services necessary for smooth emigration of Japanese to South America or other parts of the world;
- (5) to recruit and provide training to qualified personnel for technical cooperation; and
- (6) to provide new services for the implementation of Capital Grant Assistance to developing areas.

Outline of JICA's Technical Cooperation

1. Training Program for Overseas Participants

This program provides overseas participants with technical training in various fields. There are two types of training designed at the request of developing countries; a group training program and an individual training program.

Participants study at JICA training centers, government research organizations, universities and/or training centers of private enterprises.

2. Expert Assignment Program

JICA sends Japanese experts to developing countries or international organizations. The experts participate in planning, execution, evaluation and make recommendations for development programs in these government organizations, research institutes, or training centers.

3. Equipment Supply Program

In order to make technical cooperation more effective, JICA supplies equipment necessary for the activities of JICA's ex-trainees, Japanese experts, and Japan Overseas Cooperation Volunteers.

The equipment includes machinery, machine tools, etc.

4. Project-Type Technical Cooperation Programs

"Project-type" technical cooperation programs combine the above-mentioned three forms of programs and are carried out systematically and comprehensively in the countries concerned.

Under these types of programs, JICA provides technical assistance by dispatching survey teams, assigning experts, supplying equipment, accepting counterparts related to projects, and performing follow-up evaluation after the completion of the projects.

These types of programs include the Overseas Technical Cooperation Center Program, the Health and Medical Cooperation Program, the Agriculture, Forestry and Fisheries Cooperation Program, as well as the Industrial Development Cooperation Program.

4.1 Overseas Technical Cooperation Center Program

Overseas technical cooperation centers are designed to provide training for engineers and for skilled workers whose services are essential to the socio-economic progress of developing countries.

This program aims at development of manpower resources, development and improvement of production methods, and the development of vocational training.

4.2 Health and Medical Cooperation Program

This program is designed to offer medical assistance to developing countries whose people suffer from epidemic or endemic diseases, and emphasizes cooperation in the bettering of the citizens through the improvement of public hygiene and environment.

4.3 Agriculture, Forestry and Fisheries Development Cooperation Program

This program intends to improve living standards through production increases in the fields of agriculture, forestry and fisheries.

The forms of assistance are technical guidance in agricultural extension centers or model extension farms; comprehensive guidance in regional infrastructure of designated project areas; and assistance in enhancing the agricultural research and development capacity of recipient countries.

4.4 Industrial Development Cooperation Program

This program aims at effective utilization of locally available natural or human resources for the development of various mining and manufacturing industries which will expand employment opportunities.

5. Development Survey Program

The "Development survey program" is an advisory service which dispatches survey teams to development projects in the public sector.

6. Development Cooperation Program

JICA offers long-term and low-interest loans to Japanese corporations (including foreign corporations financed by Japanese firms) which require funds for improvement and expansion of facilities, or funds for experimental projects to promote development in various sectors.

Table 1. Total Expenditures by Type

(Upper figure: 1,000 Yen)
(Lower figure: U.S.\$1,000)

Type	Total 3) F.Y.1958-F.Y.1977	F.Y.1978	F.Y.1979	F.Y.1980	4) F.Y.1981	4) Cumulative Total
Training Program (No. of Brazilian Participants)	802,183 2,650 (674)	181,118 861 (97)	201,048 917 (114)	352,212 1,553 (167)	340,252 1,543 (187)	1,876,813 7,524 (1,239)
Expert Assignment Programs ¹⁾ (No. of Japanese Experts)	1,206,502 3,988 (188)	383,719 1,823 (44)	476,990 2,177 (36)	558,535 2,463 (58)	605,395 2,745 (49)	3,231,141 13,196 (375)
Survey Mission (No. of Mission Members)	523,996 1,790 (255)	221,225 1,051 (88)	72,913 333 (49)	264,373 1,166 (110)	314,571 1,426 (71)	1,397,078 5,766 (573)
Equipment Supply ²⁾	1,055,299 3,561	289,715 1,377	272,706 1,244	437,345 1,928	461,332 2,092	2,516,397 10,202
Japan Overseas Cooperation Volunteers (No. of Japanese Volunteers)	, — , — (—)	, — , — (—)	, — , — (—)	, — , — (—)	, — , — (—)	, — , — (—)
Others	35,099 122	16,888 80	13,200 60	27,571 122	18,681 85	111,439 469
Grand Total	3,623,079 12,111	1,092,665 5,192	1,036,857 4,731	1,640,036 7,232	1,740,231 7,891	9,132,868 37,157

Note: The following exchange rates were used: 1954-1971 ¥360.00/US\$ 1972 ¥308.00/US\$ 1973 ¥272.84/US\$
1974 ¥291.49/US\$ 1975 ¥297.04/US\$ 1976 ¥296.50/US\$ 1977 ¥268.51/US\$ 1978 ¥210.47/US\$
1979 ¥219.17/US\$ 1980 ¥226.79/US\$ 1981 ¥220.53/US\$

- 1) Includes expenditures of Project-type technical cooperation programs.
- 2) Including expenditures of Project-type technical cooperation programs.
- 3) F.Y. indicates the Fiscal Year of Japan which starts on April 1 every year.
- 4) Figures of F.Y. 1981 and Cumulative Total are provisional.

Table 2. Total Expenditures by Program

(Upper figure: 1,000 Yen)
(Lower figure: U.S.\$1,000)

Program	Total F.Y.1958-F.Y.1977	F.Y.1978	F.Y.1979	F.Y.1980	F.Y.1981	Cumulative Total
1. Training Program	802,183 2,650	181,118 861	198,341 905	348,380 1,536	334,471 1,516	1,864,493 7,468
2. Expert Assignment Program	904,856 3,007	192,683 916	205,300 937	227,878 1,005	247,197 1,121	1,777,914 6,986
3. Equipment Supply Program	93,484 322	11,856 56	20,634 94	8,956 40	, — , —	134,930 512
4. Overseas Technical Cooperation Center Program	293,101 837	11,179 53	68,159 311	157,844 696	161,864 734	692,147 2,631
5. Health and Medical Cooperation Program	337,445 1,107	18,768 89	12,736 58	118,813 524	217,410 986	705,172 2,764
6. Agriculture, Forestry and Fisheries Cooperation Program	719,135 2,571	393,191 1,868	379,446 1,731	423,545 1,868	363,899 1,650	2,279,216 9,688
7. Industrial Development Cooperation Program	39,231 138	53,976 257	84,396 385	80,938 357	78,099 354	336,640 1,491
8. Development Survey Program	292,504 988	153,871 731	8,108 37	123,819 545	202,829 920	781,131 3,221
9. Development Cooperation	106,041 369	59,135 281	46,537 213	122,292 539	115,781 525	449,786 1,927
10. Japan Overseas Cooperation Volunteers	, — , —	, — , —	, — , —	, — , —	, — , —	, — , —
11. Others	35,099 122	16,888 80	13,200 60	27,571 122	18,681 85	111,439 469
Grand Total	3,623,079 12,111	1,092,665 5,192	1,036,857 4,731	1,640,036 7,232	1,740,231 7,891	9,132,868 37,157

Note: 1) Refer to Table 1 for exchange rates.
2) Figures of F.Y.1981 and Cumulative Total are provisional.

Table 3. Training Program for Overseas Participants
(Number of Brazilian Participants)

(Number of persons)

Sector	Total F.Y.1958-F.Y.1977	F.Y.1978	F.Y.1979	F.Y.1980	F.Y.1981	Cumulative Total
1. Planning and Administration	65	17	18	21	23	144
2. Public Works and Utilities	172	24	25	40	48	309
3. Agriculture, Forestry and Fisheries	163	24	27	33	47	294
4. Mining and Industry	77	10	14	26	25	152
5. Energy	61	1	—	4	2	68
6. Commerce and Tourism	50	9	8	11	7	85
7. Human Resources	20	1	5	11	8	45
8. Public Health and Medicine	53	9	13	18	21	114
9. Social Welfare	2	2	3	3	5	15
10. Others	11	—	1	—	1	13
Grand Total	674	97	114	167	187	1,239

Note: Figures of F.Y.1981 and Cumulative Total are provisional.

Table 4. Expert Assignment Program (Number of Japanese Experts)¹⁾

(Number of persons)

Sector	Total F.Y.1958-F.Y.1977	F.Y.1978	F.Y.1979	F.Y.1980	²⁾ F.Y.1981	²⁾ Cumulative Total
1. Planning and Administration	2	1	4	2	2	11
2. Public Works and Utilities	27	10	5	17	3	62
3. Agriculture, Forestry and Fisheries	76	17	11	21	18	143
4. Mining and Industry	31	8	5	7	10	61
5. Energy	14	1	1	1	1	18
6. Commerce and Tourism	1	1	1	—	—	3
7. Human Resources	14	5	4	3	—	26
8. Public Health and Medicine	20	1	5	7	14	47
9. Social Welfare	—	—	—	—	1	1
10. Others	3	—	—	—	—	3
Grand Total	188	44	36	58	49	375

Note: 1) Includes number of experts of Project-type technical cooperation programs.
 2) Figures of F.Y.1981 and Cumulative Total are provisional.

Table 5. Equipment Supply Program (Expenditures)

(Unit: 1,000 Yen)

Equipment	Total F.Y.1958-F.Y.1977	F.Y.1978	F.Y.1979	F.Y.1980	F.Y.1981	Cumulative Total
1. Equipment to 14 Research Institutes or Universities	63,833	—	—	—	—	63,833
2. Textile Machinery to Pernambuco Foundation	10,751	—	—	—	—	10,751
3. Emanation equipment to São Paulo Atomic Energy Institute	18,900	11,856	—	—	—	30,756
4. Equipment for Agricultural Research to EMBRAPA	—	—	8,420	—	—	8,420
5. Equipment for Horticultural Research to São Joaquin Agricultural Experiment Station	—	—	12,214	—	—	12,214
6. Equipment for Parasitology Study	—	—	—	8,956	—	8,956
Grand Total	93,484	11,856	20,634	8,956	—	134,930

Table 6. Project-Type Technical Cooperation Programs (Expenditures)

Table 6.1 Overseas Technical Cooperation Center Program

(Unit: 1,000 Yen)

Project	Cooperation Period	Total Expenses	Number of Japanese Experts	Number of Brazilian Counterparts
1. Technical Training Center for Textile Industry	Mar.1962-Nov.1973	290,975	11	3
2. SENAI Electrical and Electronic Vocational Training Center	Mar.1979-Mar.1984	401,172*	9*	6*
Total		692,147*	20*	9*

Note: Figures of * are provisional.

Table 6.2 Health and Medical Cooperation Program

(Unit: 1,000 Yen)

Project	Cooperation Period	Total Expenses	Number of Japanese Experts	Number of Brazilian Counterparts
1. Institute of Tropical Medicine, National University of Pernambuco Medical School	Oct.1967-Oct.1971	112,645	11	10
2. Instituto de Geriatria da Pontiffica Universidade Católica do Rio Grande do Sul	Jan.1974-Mar.1979	240,003	12	22
3. Biologicals Production Project	Aug.1980-Aug.1983	312,742*	13*	7*
4. Others		39,782		
Total		705,172*	36*	39*

Note: Figures of * are provisional.

Table 6.3 Agriculture, Forestry and Fisheries Cooperation Program

(Unit: 1,000 Yen)

Project	Cooperation Period	Total Expenses	Number of Japanese Experts	Number of Brazilian Counterparts
1. Agricultural Development of the Ribeira River Valley	Mar.1975-up to the conclusion of agreement. Then, the cooperation will be extended for some years.	1,077,370*	30*	24*
2. Agricultural Research Cooperation	Sep.1977-Sep.1982	834,709*	20	18*
3. Forestry Research in São Paulo.	Apr.1979-Mar.1984	363,103*	14*	7*
4. Others		4,034		
Total		2,279,216*	64*	49*

Note: Figures of * are provisional.

Table 6.4 Industrial Development Cooperation Program

(Unit: 1,000 Yen)

Project	Cooperation Period	Total Expenses	Number of Japanese Experts	Number of Brazilian Counterparts
1. Development of Mineral Resources	Jul.1977-Mar.1981	230,304*	15	7
2. The Small and Medium Scale Industry Development of Paraná State	Oct.1980-Oct.1984	51,480*	7*	2*
3. The Pollution Control for Mining and Quarrying Activity	Sep.1981-Sep.1985	34,265*	4	—
4. Preliminary Survey	—	20,591	—	—
Total		336,640*	26*	9*

Note: Figures of * are provisional.

Table 7. Development Survey Program (Expenditures)

(Unit: 1,000 Yen)

Project	Total F.Y.1965-F.Y.1977	F.Y.1978	F.Y.1979	F.Y.1980	F.Y.1981	Cumulative Total
1. Industrial Development Survey for Timber Utilization (1965)	7,579	—	—	—	—	7,579
2. Electric Development Survey in North-East Brazil (1966)	9,082	—	—	—	—	9,082
3. Mineral Resource Development Survey (1960-1970)	8,768	—	—	—	—	8,768
4. Export Corridors Survey (1972)	20,836	—	—	—	—	20,836
5. Basic Survey for Economic Development (1972-1974)	39,082	—	—	—	—	39,082
6. Survey for Construction of New Railway (1974-1975)	58,230	—	—	—	—	58,230
7. Suape Coastal Industrial Estate Survey (1975-1976)	54,363	—	—	—	—	54,363
8. Survey on the Construction of the Praia Mole Port (1976)	88,730	—	—	—	—	88,730
9. Vitória Urban Development Survey	5,834	166	—	—	—	6,000

(Continued)

(Unit: 1,000 Yen)

Project	Total F.Y.1965-F.Y.1977	F.Y.1978	F.Y.1979	F.Y.1980	1) F.Y.1981	1) Cumulative Total
10. Development Study in Goiás, Minas Gerais and Espírito Santo States	—	120,367	1,392	—	—	—
11. Fisheries Resource Survey	—	6,887	763	—	—	7,650
12. Fact Finding of Alcohol Project	—	26,451	—	—	—	26,451
13. Survey on the Cooperation for the Fireman Training Center	—	—	5,953	66,503	—	72,456
14. Basic Survey for Mineral Resource Development	—	—	—	43,616	192,011	235,627
15. Regional Development Study of the Carajás Corridor and Its Surrounding Areas	—	—	—	7,301	10,818	18,119
16. Technical Cooperation Survey	—	—	—	4,065	—	4,065
17. Industrial Standardization Survey	—	—	—	2,334	—	2,334
Total	292,504	153,871	8,108	123,819	202,829	781,131

Note: 1) Figures of F.Y.1981 and Cumulative Total are provisional.

Table 8. Development Cooperation Program (Expenditures)

(Unit: 1,000 Yen)

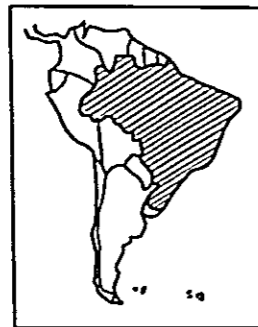
Project	Total F.Y.1974-F.Y.1977	F.Y.1978	F.Y.1979	F.Y.1980	1) F.Y.1981	1) Cumulative Total
1. Performance in 1974, 1975	30,733	—	—	—	—	30,733
2. Basic Survey						
(1) Agricultural Development in the Cerrado Region	50,178	18,163	19,195	52,945	42,526	183,007
(2) Agricultural Development in the Pará State	—	—	7,395	829	—	8,224
(3) Performance Trials for Reforestation in Amazon	19,396	21,505	3,823	2,259	—	46,983
3. Financial Cooperation Survey	5,734	9,823	8,695	66,259	67,473	157,984
4. Technical Guidance Service	—	9,644	7,429	—	5,781	22,854
Total	106,041	59,135	46,537	122,292	115,780	441,561

Note: 1) Figures of F.Y.1981 and Cumulative Total are provisional.

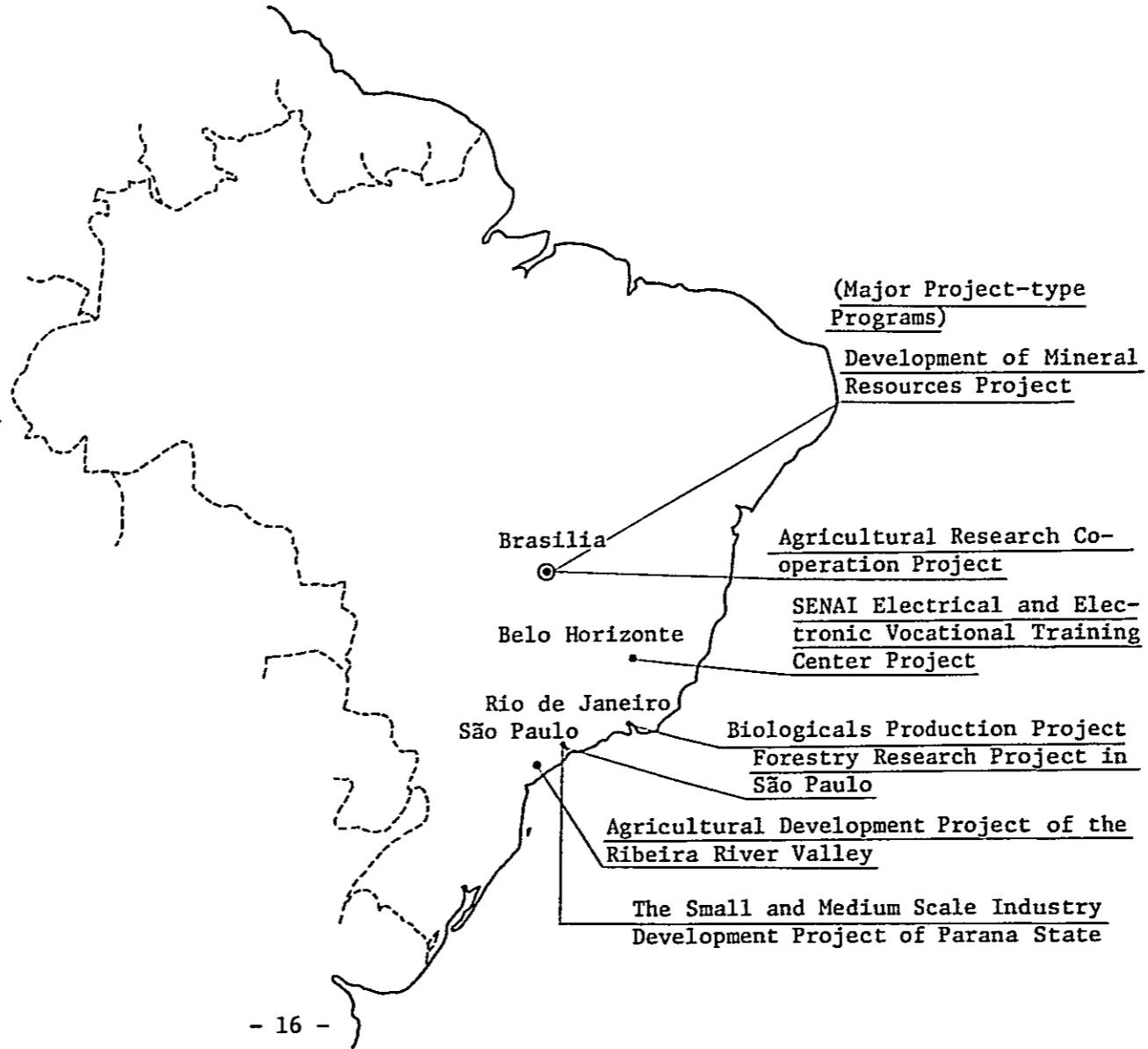
MAP: LOCATIONS OF JICA's TECHNICAL COOPERATION IN BRAZIL

(Major Development Survey Projects)

- Survey on the Cooperation for the Fireman Training Center
- Basic Survey for Mineral Resource Development
- Regional Development Study of the Carajas Corridor and Its Surrounding Areas
- Development Study in Goiás, Minas Gerais, and Espírito Santo States



0 200 1000 km



Handwritten text at the top of the page, possibly a title or header, which is mostly illegible due to blurring and low contrast.



A small handwritten mark or symbol, possibly a checkmark or a similar character, located near the bottom right of the main rectangular area.