

JAPAN OVERSEAS COOPERATION VOLUNTEERS

STATISTICAL SUMMARY

1965 - 1971

JAPAN OVERSEAS COOPERATION VOLUNTEERS

TOKYO, JAPAN




国際協力事業団

受入 月日 '84. 5. 24	000
登録No. 07462	36
	JV

(1) VOLUNTEERS DISPATCHED IN FISCAL YEAR\*

	1965	1966	1967	1968	1969	1970	1971	TOTALS
Cambodia ...	9	0	3	4	0	0	0	16
India .....	9	13	18	38	20	16	114	
Laos .....	10	45	26	31	40	15	192	
Malaysia .....	5	10	41	4	50	43	189	
Nepal .....						12	9	21
Philippines ...	13	6	53	33	27	49	223	
Kenya .....	3	11	16	14	8	27	92	
Malawi .....							22	22
Morocco .....			10	29	7	13	7	66
Tanzania .....	30	0	35	53	19	32	169	
Zambia .....					6	6	3	15
Syria .....					2	0	2	4
El Salvador .....				11	2	13	10	36
<b>TOTALS</b>	<b>40</b>	<b>111</b>	<b>162</b>	<b>179</b>	<b>233</b>	<b>217</b>	<b>217</b>	<b>1159</b>

\* From April 1. to March 31.



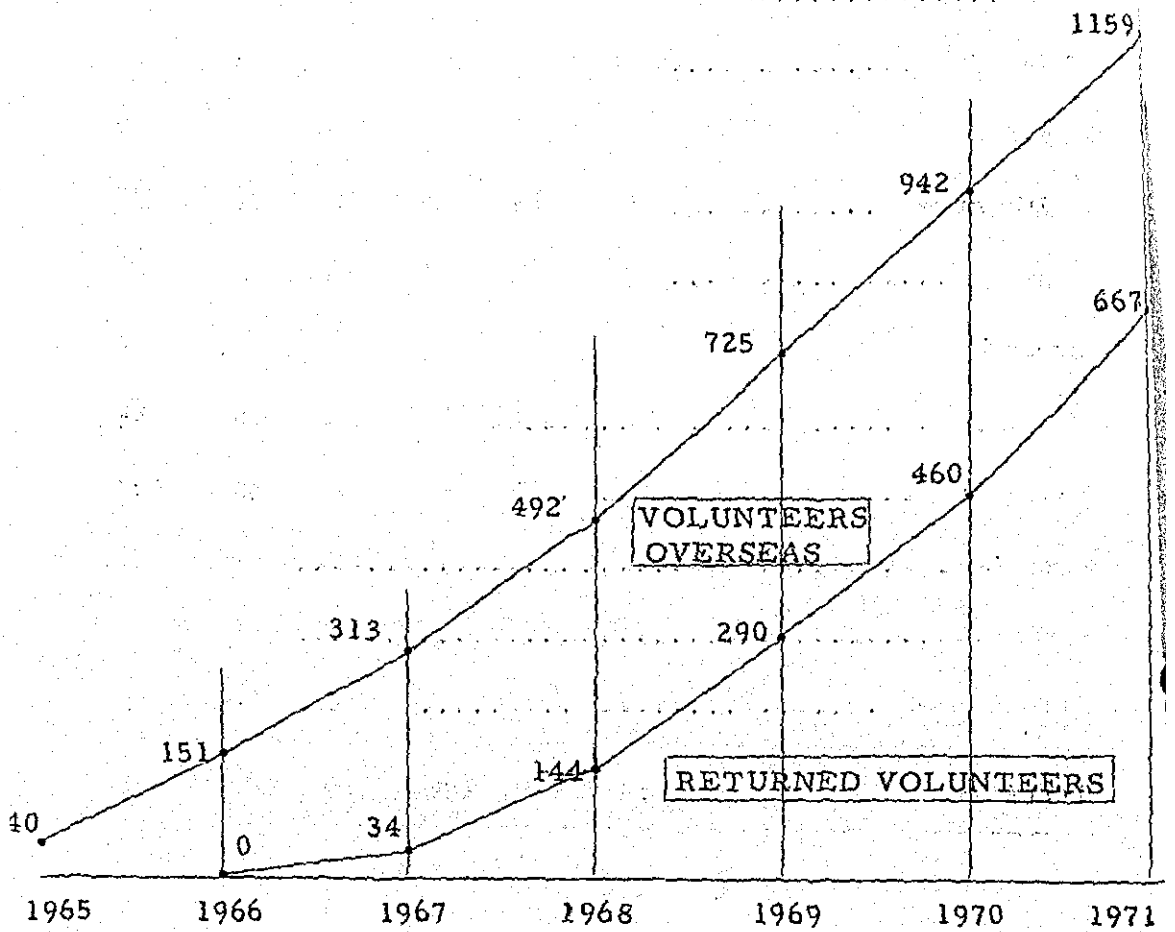
(2) VOLUNTEERS IN COUNTRY AT END OF FISCAL YEAR

	1965	1966	1967	1968	1969	1970	1971
Cambodia ...	9	9	5	7	6	0	0
India .....	9	21	29	57	63	40	
Laos .....	10	55	71	63	71	58	52
Malaysia ....	5	15	52	47	58	93	88
Nepal.....						12	21
Philippines ..	13	19	62	84	73	88	103
Kenya .....	3	14	28	32	26	40	45
Malawi .....							22
Morocco .....			10	39	36	24	21
Syria .....					2	2	2
Tanzania .....		30	30	36	87	76	68
Zambia .....					6	12	9
El Salvador .....				11	13	14	21
TOTALS	40	151	279	348	435	482	492

(3) THE RETURNED VOLUNTEERS

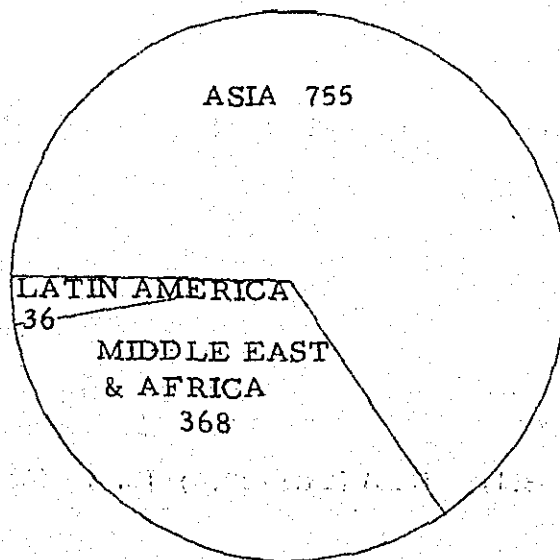
	1965	1966	1967	1968	1969	1970	1971	TOTALS
Cambodia .....			7	2	1	6	0	16
India .....			1	10	10	14	39	74
Laos .....			10	39	32	28	31	140
Malaysia .....			4	9	39	8	41	101
Nepal .....								0
Philippines .....			10	11	38	34	27	120
Kenya .....			2	10	14	13	8	47
Malawi .....								0
Morocco .....					10	25	10	45
Tanzania .....				29	2	30	40	101
Zambia .....							6	6
Syria .....							2	2
El Salvador .....						12	3	15
<b>TOTALS</b>	<b>0</b>	<b>0</b>	<b>34</b>	<b>110</b>	<b>146</b>	<b>170</b>	<b>207</b>	<b>667</b>

(4) VOLUNTEERS IN SERVICE AND RETURNED  
VOLUNTEERS (Cumulative)



(5) REGIONAL DISTRIBUTION OF VOLUNTEERS

Asia	755 JOCVs	65.1%
Middle East & Africa	368	31.8
Latin America	36	3.1
<hr/>		
TOTAL	1159 JOCVs	100.0%



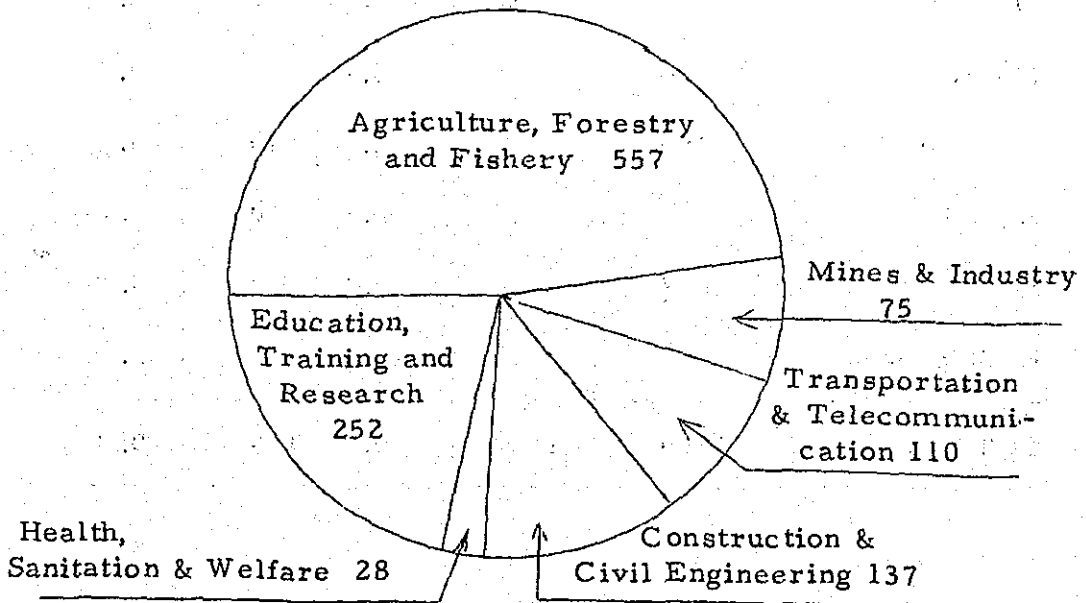
(6) VOLUNTEERS BY COUNTRY, AND FIELD OF COOPERATION

COUNTRY	Agri.	Ind.	Civil	Trns.	Health	Trag.	Total
Cambodia	7					9	16
India	78	7		4	11	14	114
Laos	74	17	45	30	3	23	192
Malaysia	56	24	4	16	8	81	189
Nepal	7		7		2	5	21
Philippines	168	18	16	11		10	223
Kenya	21	4	25	27		15	92
Malawi	2	2	11	7			22
Morocco	40		22	2		2	66
Tanzania	104	3	7	7	4	44	169
Zambia				6		9	15
Syria						4	4
El Salvador						36	36
<b>TOTALS</b>	<b>557</b>	<b>75</b>	<b>137</b>	<b>110</b>	<b>28</b>	<b>252</b>	<b>1159</b>
<b>%</b>	<b>(48.1)</b>	<b>(6.5)</b>	<b>(11.8)</b>	<b>(9.5)</b>	<b>(2.4)</b>	<b>(21.7)</b>	<b>(100.0)</b>



(7) TECHNICAL FIELDS OF VOLUNTEERS

Agriculture, Forestry & Fishery	557 JOCVs	48.1%
Mines & Industry	75	6.5
Transportation & Telecommunication	110	9.5
Construction & Civil Engineering	137	11.8
Health, Sanitation & Welfare	28	2.4
Education, Training & Research	252	21.7
<hr/>		
TOTAL	1159 JOCVs	100.0%

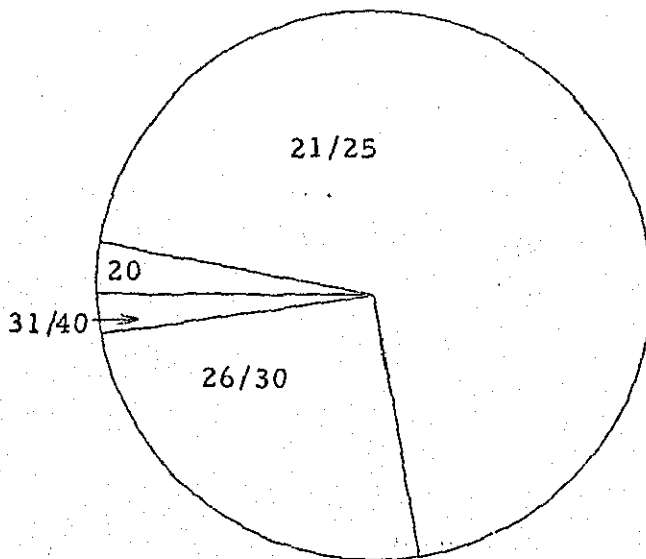


(8) VOLUNTEERS BY COUNTRY, AND SEX

	JOC V's	MEN %		WOMEN %	
Cambodia	16	15	93.8	1	6.2
India	114	91	79.8	23	20.2
Laos	192	175	91.2	17	8.8
Malaysia	189	168	88.9	21	11.1
Nepal	21	19	90.5	2	9.5
Philippines	223	222	99.6	1	0.4
Kenya	92	87	94.6	5	5.4
Malawi	22	22	100.0	0	0.0
Morocco	66	66	100.0	0	0.0
Tanzania	169	129	76.3	40	23.7
Zambia	15	15	100.0	0	0.0
Syria	4	4	100.0	0	0.0
El Salvador	36	27	75.0	9	25.0
TOTALS	1159	1040	89.7	119	10.3


(9) VOLUNTEERS BY SEX. AND AGE

	TOTAL	20	21/25	26/30	31/40	AVERAGE AGE
MALE	1040	33	732	259	16	24.2
FEMALE	119	3	72	36	8	25.2
TOTAL	1159	36	804	295	24	24.3
%	100.0	3.1	69.4	25.4	2.1	



(10) EDUCATIONAL BACKGROUND

Post Graduate	University	Jr. College	U. S. S.	L. S. S.
21 (1.8%)	612 (52.8)	311 (26.8)	206 (17.8)	9 (0.8)



(11) EXTENSION AND EARLY TERMINATION OF VOLUNTEERS BY YEAR

YEAR	VOLUNTEER INPUT	SERVICE COMPLETED	%	EARLY TERMINATION*	%	EXTENSION OF SERVICE	%	AVERAGE SERVICE MONTHS	**
1965-1967	40	39	97.5	1	2.5	9	22.5	26.6	
1966-1968	111	103	92.8	8	7.2	11	9.9	24.6	
1967-1969	162	156	96.3	6	3.7	15	9.3	24.7	
1968-1970	179	169	94.4	10	5.6	31	17.3	25.5	
1969-1971	233	226	97.0	7	3.0	51	21.9	24.9	
TOTAL	725	693	95.6	32	4.4	117	16.1	25.3	

\* Includes terminations for reasons of medical, death and personal adjustment.

\*\* Three Months' Pre-Service Training in Tokyo is not included.

(12) APPROPRIATION FOR JOCV PROGRAM

