


Defend Yourself
from
Traffic Danger



OVERSEAS TECHNICAL COOPERATION
AGENCY

TOKYO - JAPAN

国際協力事業団

受入 月日 '84. 5. 24	000
登録No. 07401	70
	TA

P R E F A C E

Along with the remarkable development of automobile transportation in Japan, the number of persons who were killed or injured by the traffic accidents has been increasing year after year.

We can not be too careful to defend ourselves from the miserable fatalities of this 'Traffic War'.

Particularly the people who came to Japan from the countries where the traffic situation is not so serious as it is in Japan will have much strain and difficulties in walking on the congested streets in such large cities as Tokyo, Osaka and Nagoya.

This booklet is to provide the participants under OTCA's training programmes with some knowledge and information on the actual traffic conditions in Japan as well as on the traffic laws and regulations practiced in Japan.

However, you have to keep in your mind that any safety measure or facility can not be perfect enough to defend yourself from the traffic accident. It is yourself who have to take due care and defend yourself from the traffic danger.

We sincerely hope that you will have a pleasant and fruitful stay in Japan using as much care as possible to keep your own safety.

In compiling this booklet, we are very much grateful to Mr. Tsukasa Ito, Police Inspector, Traffic Administration Section, Tokyo Metropolitan Police Department, who provided us with the original manuscript and other important materials necessary for editing this booklet.

October, 1968

Hisayasu Hori,
Chief,
Internal Operations Division,
Overseas Technical Cooperation
Agency, Tokyo

JICA LIBRARY



1008063167

TRAFFIC CONDITIONS IN JAPAN

The progress of automobile transportation in Japan in recent years is very striking. Especially the increase of cars has been surprisingly large. As of June, 1967, this geographically small country is flooded with 10 million automobiles. And it is estimated that the number of cars will increase at a rate of 15 to 20% a year. Necessarily, such a traffic situation as depicted above has led to the great increase of traffic congestion and accidents. Therefore, it is a matter of great concern to improve the jeopardised situation.

Only within the year of 1966, 13,156 persons were killed in traffic accidents in this country. The most characteristic feature of the accidents is that 72.8% of all the fatalities are the ones of pedestrians and riders on autobicycles or bicycles, open to a traffic danger. It should be particularly noted that 34.2% are the fatalities of pedestrians.

We can point out several reasons for such a situation. First of all, few roads are separated into footways and roadways. The streets in cities



are so narrow and complicated that either pedestrians and automobile drivers cannot have a wide scope of vision. Next, facilities for traffic safety are not sufficient. Moreover, there are sometimes reckless drivers. In most of the cases, both pedestrians and automobiles must use the same road; therefore, the former always faces the risk of being run over by motor vehicles. Even where the street is separated into a footway and a roadway, many people are run over by cars while they are crossing it.

An examination of pedestrians' traffic accidents proves that most of them are caused by faults on the part of automobile drivers, though some are by negligence or carelessness on the part of pedestrians.

A record of past traffic accidents shows that people are run over by automobiles when they are crossing the roadway, not by a pedestrians' bridge or by a pedestrians' crossing zone, and when people run out into the roadway without paying any attention to their right and left. Most of these accidents result from lack of knowledge on the traffic regulations or negligence of them or carelessness on the part of pedestrians.

Defend Yourself from Traffic Danger

Such a serious traffic situation in Japan is called as "Traffic War". Many efforts are now being made on a nationwide scale to protect as many people as possible from the danger of the war and thus to put an end to the war itself.

However, it is a stern fact that traffic accidents are inevitable in a modern motor vehicle orientated society.


Then, we, pedestrians, must know the traffic accidents well, observe them thoroughly, and use much care to keep our own safety. Now that you have come to Japan from countries where the traffic situation may be different from that in this country, we hope you will realize the fact that despite the strict traffic control, Japan has many traffic accidents involving pedestrians due to bad road conditions and other factors. The following is a list of directions for traffic safety for you in Japan.

DIRECTIONS FOR TRAFFIC SAFETY

Traffic Zoning

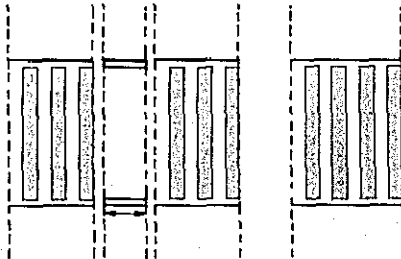
1. Walk on the footway which is separated from the roadway, except when you must cross the roadway or when you cannot take the footway because it is under construction.
2. Where the footway is not separated from the roadway, walk on the right-hand side of the street. When you walk with other persons in a group, don't walk side by side with them.

A Road Sign of a Pedestrian's Crossing




A Road Sign of a Pedestrian's Crossing

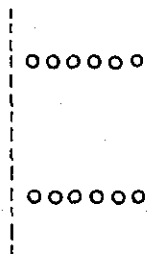
1. Close to an intersection without a traffic signal or far away from it.



2. Close to an intersection equipped with a traffic signal.



1) A painted one



2) A rivetted one and others

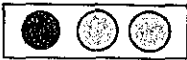


How to Cross the Road






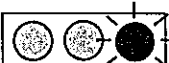
1. Use every safety facility available, such as a pedestrians' crossing zone, a pedestrians' bridge and an underground crossing.
2. If you find no facilities for traffic safety, cross an intersection near to you. If you find none of them, cross the road carefully in a pause of the automobile procession.
3. Before you cross the street, stop for a moment and pay attention to your right and left, especially to your right, because the automobiles are regulated to keep to the left in Japan. See that it is a danger to run out suddenly into the street.
4. Don't cross just before or behind a running car, or you will possibly be run over by the car or by the one following it.
5. Cross the street at a right angle. Diagonal crossing is dangerous because it takes you much time and because it makes you turn your back against running cars.
6. Cross the street together with as many people as possible at a pause of the automobile procession, when you must make a sign to the drivers clearly by shaking a handkerchief, a yellow flag or your hand.
7. Don't cross the street where you find a road sign "PROHIBITED TO CROSS" because it is a dangerous place to cross.



**PROHIBITED TO
CROSS**


Meanings of Signals by a Traffic Signal

Varieties of Signals	Way of Indication	Meanings of Signals
Proceed	 <p>A Green Light or Letters of "PROCEED"</p>	<ol style="list-style-type: none"> 1) Walkers can proceed. 2) Vehicles (cars, motorcycles, trolley buses, street cars) can go straight or turn to the right and left. 3) Light vehicles (including bicycles, wagons and others) can go right on or turn to the left. Turning to the right, they can advance to the point to turn right.
Attention	 <p>A Yellow Light or Letters of "ATTENTION"</p>	<ol style="list-style-type: none"> 1) Walkers should not start crossing. Those, who are on their way to cross, must go over the crossing promptly, otherwise turnback immediately. 2) Vehicles ought to stop just before an intersection (the same at a walker's crossing or a railway crossing). 3) Vehicles must stop just before a traffic signal, excepting at an intersection and a railway crossing.
Stop	 <p>A Red Light or Letters of "STOP"</p>	<ol style="list-style-type: none"> 1) Walkers must not cross. 2) Vehicles ought to stop just before an intersection, a pedestrians' crossing and a railway crossing. 3) Cars and automobiles can go forward on.

Varieties of Signals	Ways of Indication	Meanings of Signals
For Walkers Only	 <p>A Green Light</p>	Walkers can proceed. Flickering of a green light indicates the end of a green light.
Proceed	 <p>A Red Light</p>	Walkers should not cross.
Vehicle Proceed	 <p>A Green Arrow</p>	Vehicles can proceed in the direction of this arrow regardless of "ATTENTION" or "STOP" signal.
Streetcar Proceed	 <p>A Yellow Arrow</p>	Streetcars can proceed in the direction of this arrow regardless of "ATTENTION" or "STOP" signal.
Proceed Carefully	 <p>Flickering of A Yellow Light</p>	Walkers and vehicles can proceed with care to other traffic.
Stop Temporarily	 <p>Flickering of A Red Light</p>	<ol style="list-style-type: none"> 1) Walkers can proceed with care to other traffic. 2) Vehicles ought to stop for a while just before an intersection and a pedestrians' crossing.

Meanings of Signals by a Traffic Policeman

A hand Signal




- Traffic stream in the direction of his front and back ought to stop. Traffic in the direction of his right and left can proceed. It is the same whether he is raising his hand or taking down them.




- Traffic in all the directions ought to stop. Vehicles within an intersection must go out promptly.

A Signal by a Signal Lamp



- Traffic, in the direction where a signal lamp is being waved, can proceed. The other traffic, intersecting with it, must stop.



- The same as above.

To Cross a Pedestrian's Crossing Zone Where Traffic Control Is Not Conducted

When crossing the road, give a clear signal to the drivers by raising your hand toward them. According to the regulations, the drivers must stop for a moment when they notice a pedestrians' crossing zone on the street. However, use much caution because the car cannot stop immediately, especially when the surface of the road is wet or frozen. When you don't cross the street, stay away from the pedestrians' crossing zone because the drivers may take you as a pedestrian crossing the road.

To Cross the Street Where a Traffic Policeman Is Controlling Traffic

Cross the street in accordance with his hand signal. See that the policeman sometimes gives a signal different from the traffic signal, if



necessary, for preventing traffic danger and congestion. In such a case, obey his directions.

To Cross a Railway Crossing

Right in front of the railway crossing, stop for a moment to see if the train is coming up or not. Even after one train in one direction passed away, pay close attention to see if another train is coming in the other direction.

Don't get into the crossing gate while it is being closed or while the alarm is ringing. Don't cross the crossing under the bars of the crossing gate.

What You Are Forbidden to Do on the Road

You are prohibited to wander drunk on the street; to stand still, sit down or lie down on it; to play catch or roller-skate on the street; to throw or shoot objects toward the street; to cling to a running car, and so on.

Some Cautions When You Get on Vehicles

Don't jump on or off a running car or train. Don't throw away cigarette butts, waste paper, empty bottles or cans and so on from the running vehicle.

Don't get on a taxi from its left door. When you must get off the car from the right-hand side, look out for cars coming from behind you before you open the door. After getting off the car, don't cross the street just before or behind it.

Some Cares You Should Pay to the Driver

Don't induce the driver to offend against the traffic law and regulations by serving him drinks, by making him hurry at random speed or by asking an unlicensed person to drive a car.

