


JICA

JAPAN INTERNATIONAL COOPERATION AGENCY


annual report
1984



JICA LIBRARY



1001438191



annual report
1984

国際協力事業団	
受入 月日 '85. 6. 14	R000
	36
登録No. 11607	CRAP

Printed in Japan マイクロ 1985 ©

JAPAN INTERNATIONAL COOPERATION AGENCY

P.O. Box 216, Shinjuku Mitsui Building
2-1, Nishi-Shinjuku, Shinjuku-ku, Tokyo, Japan

Tel.: 03-346-5311

FOREWORD

This Annual Report, which is the tenth in a series since it was first issued in December 1975, deals with the 1983 performance of the Japan International Cooperation Agency (JICA). Over this period JICA implemented a major share of Japan's Official Development Assistance (ODA) as the official agency for government-based technical cooperation, grant capital assistance, Japan Overseas Cooperation Volunteers (JOCV) programme, investment in and financing of development projects, and emigration services to developing countries.

Japan's ODA marked an increase of 3.3 times from \$1.13 billion in 1974 to \$3.76 billion in 1983. Technical cooperation, which is intended to transfer technology to developing countries to develop human resources essential for socio-economic progress of these countries, accounted for \$63.5 million in 1974 and \$385.1 million in 1983 – an increase of 6.1 times, or a rise from 5.6 % to 10.2 % of the total ODA.

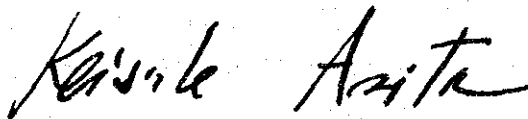
With the above increase in ODA, JICA's activities expanded both in scope and in quality. Its budget rose about 4.0 times between 1974 and 1983 from \$86 million in 1974 to \$347 million in 1983. The expanded scope of its activities include: Third Country Training Programme; Promotion of Grant Capital Assistance (including Grant Capital Assistance for Increase of Food Production); Population and Family Planning Cooperation; Planned doubling of dispatch of JOCV in three years; Initiation of the Friendship Programme for the 21st Century (inviting ASEAN youth to Japan).

Along with such expansion and diversification of its activities, JICA opened the Institute for International Cooperation in 1983 in order to intensify its efforts in recruiting and training of qualified Japanese experts to be sent to developing countries and in strengthening the research activities on transfer of technology. Efforts were also made to rationalize its operations and to reinforce its evaluation of project performance.

JICA is determined to strive for enhancing its activities in all fronts.

I sincerely hope that this report on JICA's performance in fiscal 1983 will serve for deepening readers' understanding of our aims and achievements.

November 1984



Keisuke Arita
President

Japan International Cooperation Agency

CONTENTS

Part I	The Japan International Cooperation Agency and its Functions	7
Part II	Performance of Japan International Cooperation Agency in Fiscal 1983	17
Chapter 1.	Government-Based Technical Cooperation	18
	Section 1. Training Programme for Overseas Trainees	18
	Section 2. Expert Dispatch Programme	22
	Section 3. Equipment Supply Programme	26
	Section 4. Project-Type Technical Cooperation Programme	29
	Section 5. Development Survey Programme	38
Chapter 2.	Grant Capital Assistance Promotion Programme	50
Chapter 3.	Japan Overseas Cooperation Volunteers Programme (JOCV)	54
Chapter 4.	Development Cooperation Programme (Investment in and Financing of Development Projects)	58
Chapter 5.	Emigration Service	59
Chapter 6.	Recruiting and Training of Qualified Japanese Experts for Technical Cooperation	61
Appendix (Statistics)	Performance in Fiscal 1983 by Region, Country, Type of Cooperation and Sector (As of March 31, 1984)	64

Part I

The Japan International Cooperation Agency and its Functions

The Japan International Cooperation Agency and its Functions

1. History and Functions

The Japan International Cooperation Agency (hereinafter referred to as "the Agency" or "JICA") was established on August 1, 1974 under the Japan International Cooperation Agency Law (Law No. 62, 1974) as the official agency for Government-based technical cooperation for developing countries and for administration of emigration services. At the time of its establishment, the Agency took over the functions of the then existing Overseas Technical Cooperation Agency, established in 1962 for the purpose of providing overseas technical cooperation, and those of the then Japan Emigration Service instituted in 1963. At that time, the Agency also absorbed all the functions of the Japan Overseas Agricultural Development Foundation and assumed new responsibilities including development cooperation and recruiting and training of qualified Japanese experts for technical cooperation.

The Agency performs its activities for international cooperation in accordance with the Japan International Cooperation Agency Law under the supervision of the Ministry of Foreign Affairs, the overall authorities, as well as of the Ministry of Agriculture, Forestry and Fisheries and the Ministry of International Trade and Industry, which are responsible for specific matters under their jurisdiction. For the smooth and efficient discharge of its duty for international cooperation, the Agency is striving to obtain a wide range of cooperation from the relevant government agencies, local public bodies and private organizations in Japan by keeping close contact with them and to act in concert with the governments of developing countries and the related international organizations.

The functions of the Agency fall under the following categories:

- (1) Government-based technical cooperation
- (2) Grant capital assistance programme
- (3) Dispatch of Japan Overseas Cooperation Volunteers (JOCV)
- (4) Development cooperation programme (Investment in and financing of development projects)
- (5) Emigration services
- (6) Recruiting and training of qualified Japanese experts for technical cooperation

The fund required by the Agency for carrying out its technical cooperation activities is budgeted by the Japanese Government under its Official Development Assistance (ODA) Programme. The share of the Agency in the total expense for technical cooperation of the Government in calendar year 1983 was 65.9%.

2. Budget

The budget of the Agency consists of Grants, Investments and Funds in Trust. The amount of the initial budget of the Agency for fiscal 1983 was ¥83,128 million, comprising ¥71,875 million for Grants, ¥5,118 million for Investments and ¥6,135 million for Funds in Trust.

The actual expenditure by the Agency in relation to technical cooperation in fiscal 1983 amounted to ¥64,420,416 thousand, including the expense brought forward from 1981. Fig. 2 shows the expenditure by programme and Fig. 3 shows its distribution by area.

Fig. 1 Expenditure of Technical Cooperation Programme (Calendar Year 1983)

Unit: U.S. \$10,000

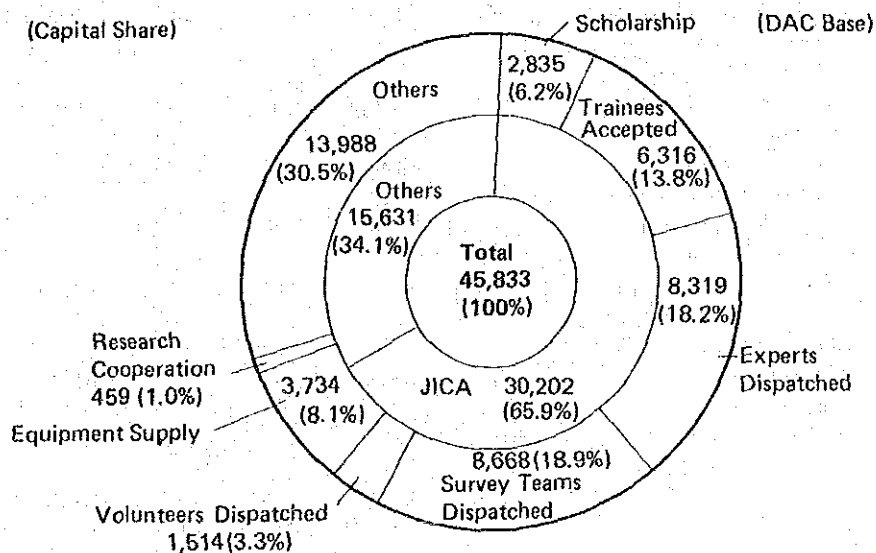


Table 1. Trend of JICA's Budget

(Unit: Million Yen)

Expenses	Year					% compared with previous year
	1979	1980	1981	1982	1983	
I. Grants	46,800	54,585	61,010	66,079	71,875	108.8
1. Working Expenses	36,059	43,302	49,009	53,006	58,421	110.2
(1) Expenses for Overseas Trainees Accepted	5,752	6,735	7,786	8,466	9,692	114.5
(2) Expenses for Experts Dispatched	5,585	6,709	7,385	7,991	8,898	111.4
(3) Expenses for Development Surveys	8,617	10,285	11,542	12,308	13,190	107.2
(4) Expenses for Technical Cooperation	2,939	3,431	3,918	4,632	5,018	108.3
(5) Expenses for Equipment Supply	835	976	1,068	1,339	1,432	106.9
(6) Expenses for Health and Medical Cooperation	2,676	3,180	3,533	3,652	3,769	103.2
(7) Expenses for Population and Family Planning	—	460	519	661	775	117.2
(8) Expenses for Agricultural and Forestry Development Cooperation	4,367	5,236	5,756	6,211	6,734	108.4
(9) Expenses for Experts' Welfare	112	250	299	334	376	112.6
(10) Expenses for Recruiting and Training Qualified Persons for Technical Cooperation	467	539	633	683	780	114.2
(11) Expenses for Development Cooperation	613	680	706	743	787	105.9
(12) Expenses for Industrial Development Cooperation	779	1,030	1,196	1,296	1,424	109.9
(13) Expenses for Promotion of Grant Aid Cooperation	63	70	86	94	113	120.2
(14) Expenses for Overseas Cooperation Volunteers	3,250	3,271	4,083	4,597	5,433	118.2
(15) Other (adjustments)	—	—	500	—	—	—
2. Working Expenses for Emigration Service	1,601	1,773	1,835	1,910	1,992	104.3
3. Administrative Expenses	9,140	9,510	10,167	11,163	11,463	102.7
II. Investments	3,211	3,341	4,260	5,068	5,118	101.0
1. Expenses for Facilities	1,761	1,841	2,710	3,418	3,268	95.6
2. Funds for Investment in and Financing of Development Projects	400	100	100	200	400	200.0

Expenses	Year					% compared with previous year
	1979	1980	1981	1982	1983	
3. Funds for Investment and Financing for Emigrants	1,050	1,400	1,450	1,450	1,450	100.0
III. Funds in Trust	4,362	4,842	5,486	5,808	6,135	105.6
1. Funds in Trust for Survey on Overseas Development	4,039	4,742	5,291	5,808	6,135	105.6
(1) Expenses for Surveys on Overseas Development	2,479	3,017	3,411	3,701	3,893	105.2
(2) Expenses for Basic Surveys on Resources Development Cooperation	1,560	1,725	1,880	2,107	2,242	106.4
2. Expenses for the South-east Asian Fisheries Development Centre	323	100	195	—	—	—
Total	54,373	62,768	70,756	76,955	83,128	108.0

Table 2. Expenses of JICA by Type of Cooperation

Expense & Person Type of Cooperation	1979		1980		1981		1982		1983		Total (1954-1983)	
	Expense (¥Million)	Person	Expense (¥Million)	Person	Expense (¥Million)	Person	Expense (¥Million)	Person	Expense (¥Million)	Person	Expense (¥Million)	Person
1. Trainees	5,805 (14.2%)	3,124	6,891 (14.8%)	3,393	8,047 (15.0%)	3,772	8,382 (13.9%)	3,858	9,469 (14.7%)	4,363	69,651 (15.9%)	50,450
2. Experts	9,544 (23.4%)	944	11,131 (24.0%)	1,543	13,852 (25.7%)	1,681	16,018 (26.5%)	1,470	16,842 (26.2%)	1,578	112,292 (25.7%)	15,349
3. Survey Teams	13,403 (32.8%)	2,762	14,659 (31.5%)	3,349	15,972 (29.7%)	4,168	19,219 (31.9%)	4,454	21,104 (32.8%)	4,914	126,692 (29.0%)	32,813
4. Volunteers	2,861 (7.0%)	348	3,350 (7.2%)	410	3,817 (7.1%)	442	3,609 (6.0%)	441	4,146 (6.4%)	521	33,996 (7.8%)	4,924
5. Emigration	284 (0.7%)	549	267 (0.6%)	594	186 (0.3%)	600	142 (0.2%)	357	153 (0.2%)	217	1,297 (0.3%)	72,065
6. Equipment Supply	6,997 (17.1%)	-	7,877 (17.0%)	-	10,399 (10.3%)	-	10,474 (17.4%)	-	10,071 (15.6%)	-	79,550 (18.2%)	-
7. Others	1,947 (4.8%)	-	2,270 (4.9%)	-	1,576 (2.9%)	-	2,469 (4.1%)	-	2,635 (4.1%)	-	13,476 (3.1%)	-
Total	40,841 (100.0%)		46,445 (100.0%)		53,849 (100.0%)		60,314 (100.0%)		64,420 (100.0%)		436,955 (100.0%)	

Fig. 2 Expenses for Technical Cooperation by Region

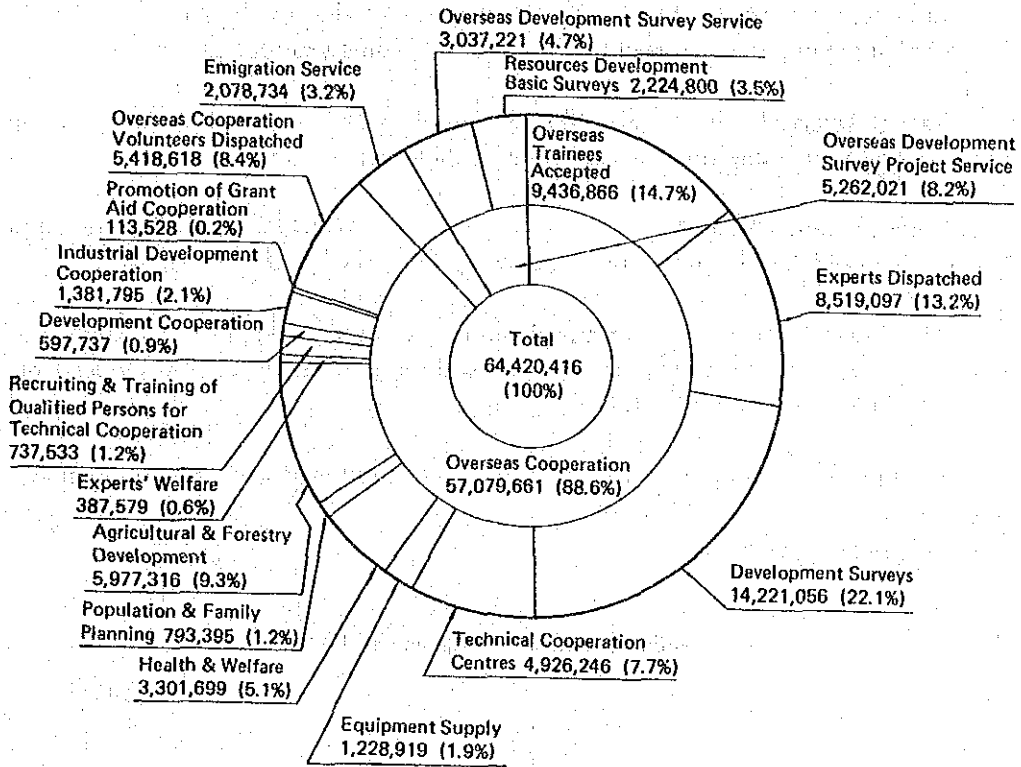



Fig. 3 Expenses for Technical Cooperation by Region



3. Overview of the Operations in Fiscal 1983

Training for Overseas Trainees: the number of trainees accepted in fiscal 1983 was 5,150 including those in training from the preceding year on.

Expert Dispatch: in fiscal 1983, the number of experts who served abroad reached 2,615 including those in service from the preceding year on.

Survey Team Dispatch: the number of survey team members dispatched in fiscal 1983 was 5,070 including those in service from the preceding year on.

The Japan Overseas Cooperation Volunteers Programme: in fiscal 1983, 521 new volunteers were sent overseas, and the total number with those in service from the preceding year on reached 1,476.

Equipment Supply: in fiscal 1983, ¥10,071 million worth of equipment was granted.

Fig. 4 Training Classified by Programmes (1983)

Unit: Person

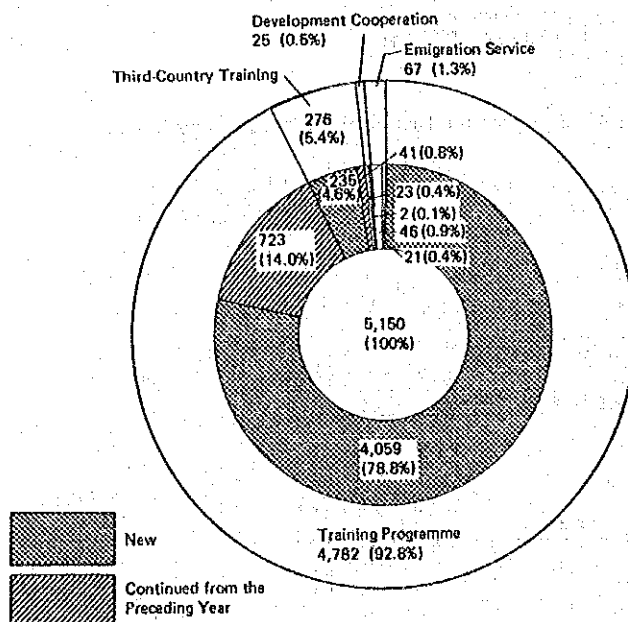


Fig. 5 Expert Dispatched by Programmes (1983)

Unit: Person

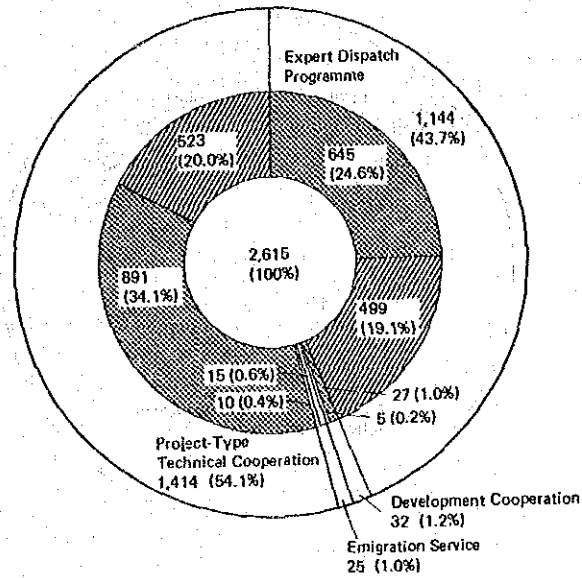


Fig. 6 Survey Team Dispatched by Programmes (1983)

Unit: Person

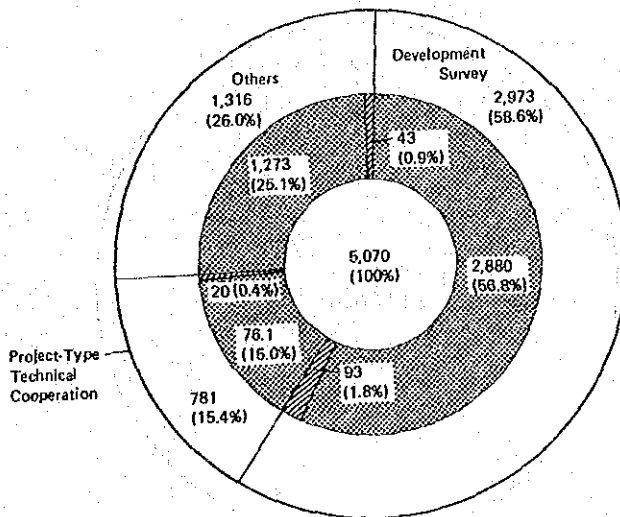


Fig. 7 Equipment Supply by Programme (1983)

Unit: Million Yen

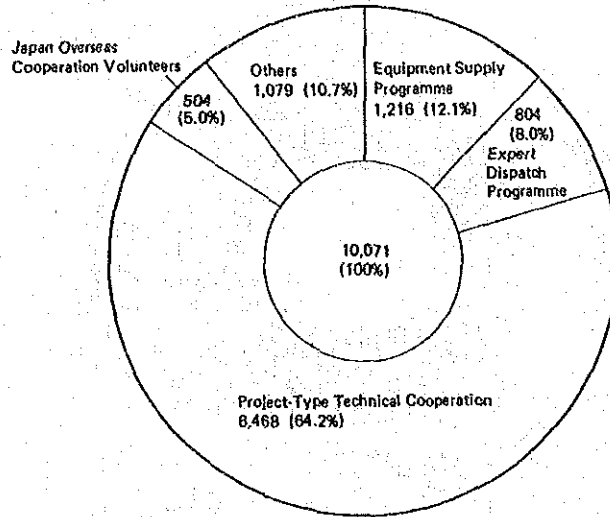
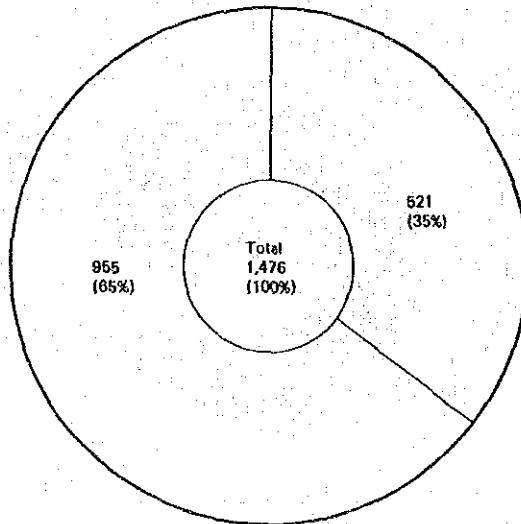


Fig. 8 Japan Overseas Cooperation Volunteers Programme (1983)

Unit: Person



Part II
Performance of
Japan International Cooperation Agency
in Fiscal 1983

Chapter 1.

Government-Based Technical Cooperation

Section 1. Training Programme

1. Outline

Japan has been providing courses for overseas trainees ever since it joined the Colombo Plan in 1954.

Two types of training are provided in Japan for them. One is Group Training, for which courses are organized according to the greatest common needs of developing countries. The number of courses of this type averages 181 each year. The other is Individual Training, for which courses are organized in accordance with specific requirements of a region or a country. The latter type includes the training of local counterparts of Japanese experts in Japan-assisted projects with a view to improving the efficiency of project implementation, as well as the training requested by United Nations and other international organizations. The trainees comprise mainly administrative officers, researchers and middle-level technicians from the public bodies and private sectors and are limited to those who have been recommended by the government concerned.

Curricula are prepared with due consideration given to the general needs of developing countries in the case of group training and to the specific needs in the case of individual training. Training is offered at nine centres operated by the Agency, and at other special training institutes with the cooperation of research and experiment stations of various government agencies, local bodies, universities, private enterprises, public corporations and others.

2. Performance in FY 1983

The number of trainees including project counterpart trainees accepted in fiscal 1983 was 5,150 (4,363*), including those in training from the preceding year on, and the cumulative total accepted since 1954 has reached 50,450. Of the total number, 5,150, 3,028 (58.8%) were from Asia, 1,126 (21.9%) from Latin America, 458 (8.9%) from the Middle East, 407 (7.9%) from Africa, 118 (2.3%) from Oceania and 11 (0.2%) from other regions. By country, 441 were from Indonesia, 526 from Thailand and 318 from the Philippines. Sector-wise, 1,410 (27.4%) were in public works and utilities, 937 (18.2%) in agriculture, forestry and fisheries, and 936

(18.2) in mining and industry. The performance of the training programme for participants in fiscal 1983 by country and sector is shown in the appendix.

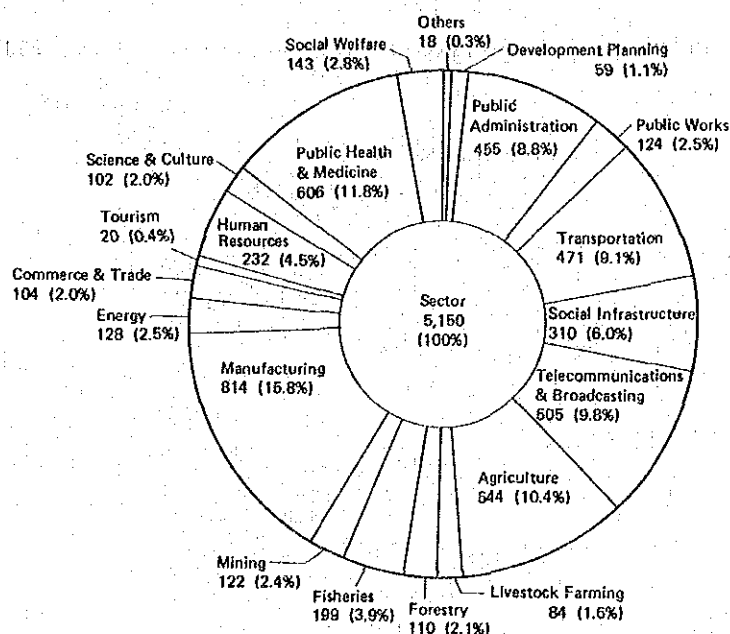
The acceptance of trainees from Malaysia based upon her "Look East" policy: Malaysia is trying to learn the Japanese work ethic as well as technique and managerial skills. 218 trainees came to Japan in fiscal 1983 for a six-month training course. Various corporations received them so that they could learn the Japanese work ethic and attitude toward work in on-the-job training.

* The number in parenthesis shows trainees newly accepted in FY 1983.

Trainees are also accepted in the field of development cooperation and emigration.

Fig. 1 Number of Trainees Accepted by Sector and Region (1983)
(including those in training from the preceding year on)

Unit: Person



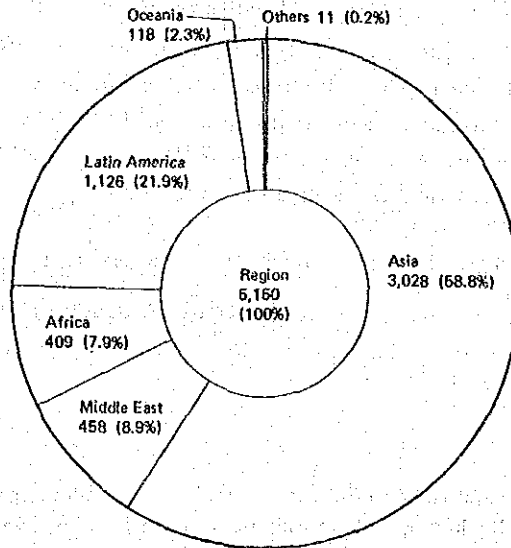



Fig. 2 Total Number of Trainees Accepted by Sector and Region (1954–1983)

Unit: Person



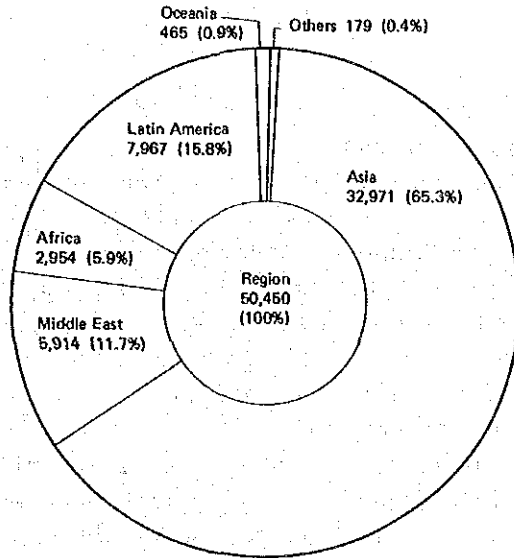
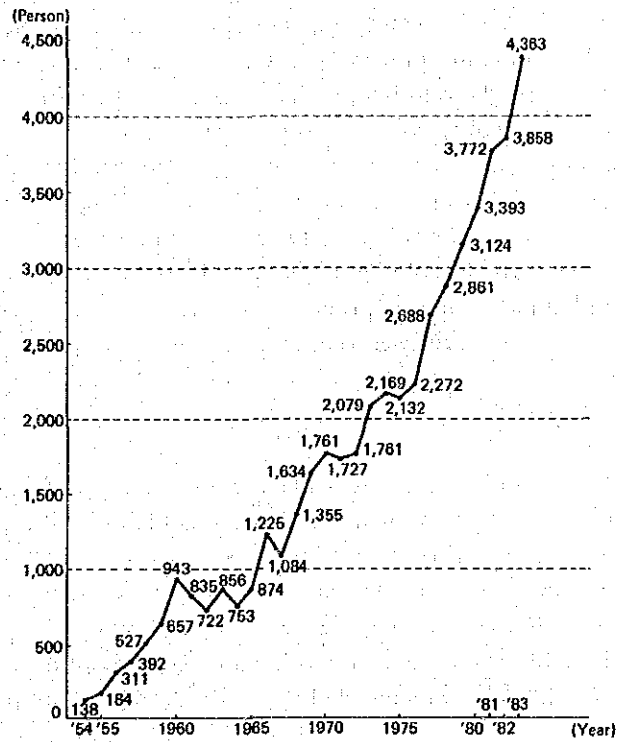


Fig. 3 Number of Trainees Accepted by Year (1954-1983)



Section 2. Expert Dispatch Programme

1. Outline

The expert dispatch programme has expanded year by year since 28 experts were sent to Southeast Asia in fiscal 1955, with its cumulative total reaching 8,236 by the end of fiscal 1983.

The experts dispatched from Japan are assigned mainly to government agencies, research and experiment stations, construction works, academic institutions, or training institutes of recipient countries to engage in planning, survey and research, providing guidance and instructions, and giving advice for development projects.

In selecting experts or engineers for assignment abroad, the Agency requests the related government organizations to recommend qualified persons or picks up qualified persons from among the candidates registered with the Agency. Those who have been selected are given orientation on local conditions and other related matters and are trained in foreign languages and specific technology before their departure for the assigned country.

The number of the recipient countries of experts has increased extending from Asia to the Middle East, Africa, Latin America and Oceania. These experts work in joint research centres where Japanese and local researchers work together on problems of development, in various international organizations including the Southeast Asia Fisheries Development Centre whose secretariat is located in the suburbs of Bangkok, Thailand, and in various other places.

Beside this programme, experts are also sent for Project-type Technical Cooperation Programme described in Section 4, Development Survey Programme described in Section 5 and Development Cooperation Programme (Investment in and Financing of Development Projects) described in Chapter 4, though the number of experts assigned under the last programme is rather small. These programmes will be discussed under respective sections and chapters.

2. Performance in 1983

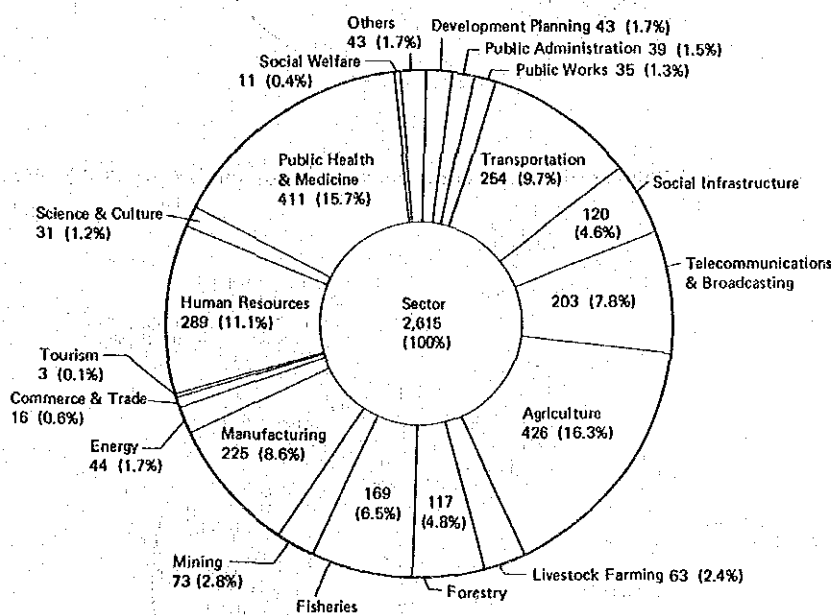
In 1983, the number of experts who served abroad reached 2,615 (1,578)* and the cumulative total dispatched since 1955 has reached 15,349. By region, 1,498 (57.3%) experts were assigned to Asia, 596 (22.8%) to Latin America, 190 (7.3%) to the Middle East, 249 (9.5%) to Africa, 60 (2.3%) to Oceania and 22 (0.8%) to others. By country, 344 experts were assigned to Indonesia, 118 to China, 270 to Thailand and 90 to Malaysia. Sector-wise, agriculture accounted for 426 (16.3%) experts, public health and medicine 411 (15.7%), human resources 289 (11.1%).

Performance of the expert dispatch programme in fiscal 1983 by region, country and sector is shown in the appendix.

* The number in parenthesis shows experts newly dispatched in FY 1983.

Fig. 1 Number of Experts Dispatched by Sector and Region (1983)
(including those in service from the preceding year on)

Unit: Person



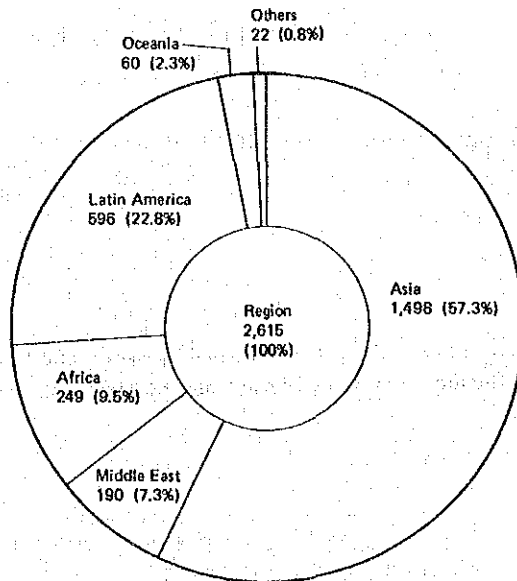
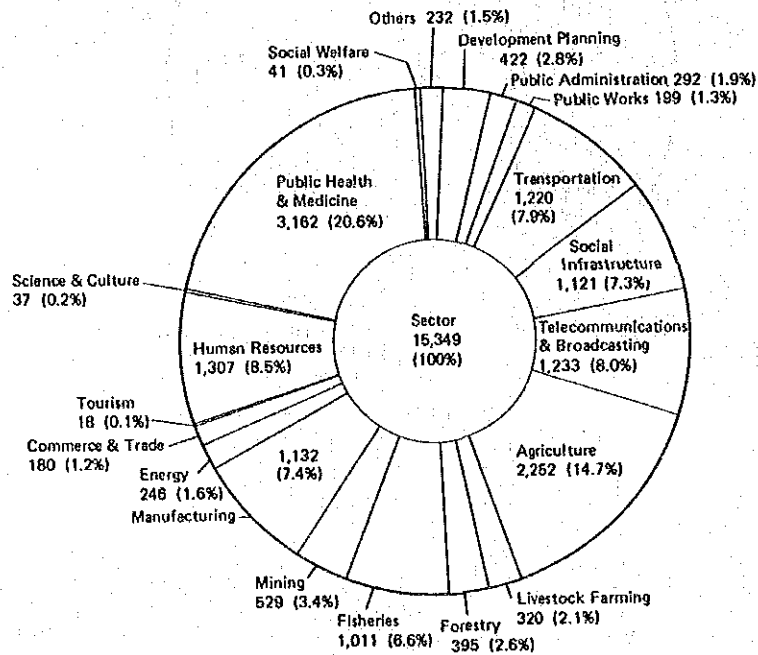


Fig. 2 Total Number of Experts Dispatched by Sector and Region (1955–1983)

Unit: Person



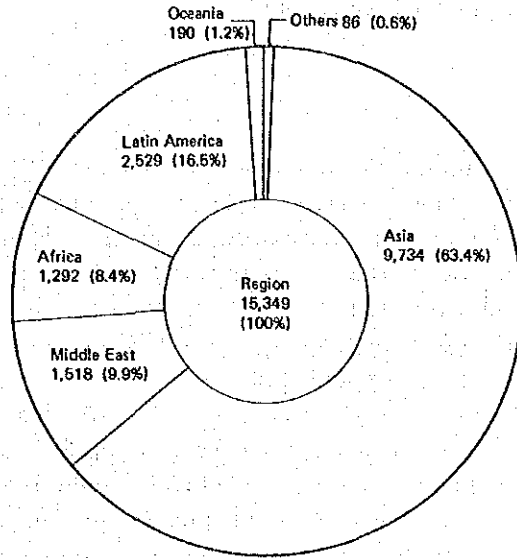
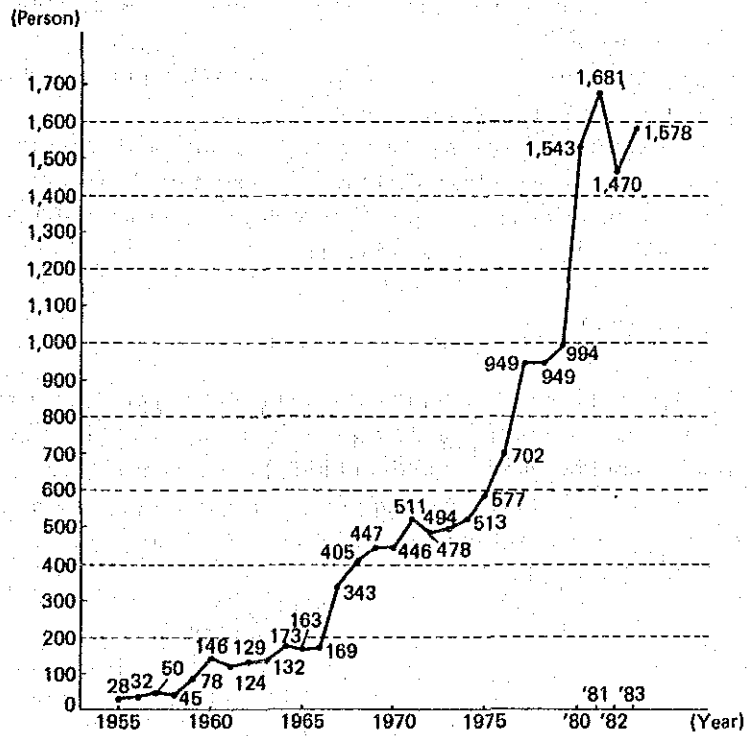


Fig. 3 Number of Experts Dispatched by Year (1955-1983)



Section 3. Equipment Supply Programme

1. Outline

The equipment supply programme was initiated in 1964 as part of Japan's technical cooperation. The objective of the programme is to contribute to the economic and social progress of developing countries through supply of needed equipment at the request of the countries which, though acquired certain levels of technical skills and experiences, cannot carry out training of personnel and transfer and dissemination of technology effectively, or cannot utilize the existing technology efficiently for lack of appropriate equipment.

Principal equipment for the purpose includes, (1) that which makes more effective the work of the assigned experts described in Section 2, (2) that needed by the counterparts of the country concerned to continue their services after Japanese experts left, and (3) that needed by the repatriated trainees for using effectively their knowledge and skill gained in Japan. The programme is designed to increase the effectiveness of technical cooperation through, so to speak, an organic combination of man and equipment.

The equipment supplied under this programme has a wide range including agricultural instruments and machinery, machine tools, textile machines, fishing equipment, refrigerated vans for marine products, electronic microscopes and telecommunications and broadcasting equipment.

The supply of equipment by the Agency is done not only under this programme but also under the Project-type Technical Cooperation Programme described in Section 4 and Japan Overseas Cooperation Volunteers Programme described in Chapter 3, which will be discussed in detail later.

2. Performance in 1983

In 1983, ¥1,118 million worth of equipment was supplied in a total of 61 cases. By region, Asia accounted for 23 cases amounting to ¥494 million (44.2%), the Middle East 4 cases amounting to ¥59 million (5.3%), Africa 13 cases amounting to ¥228 million (20.4%), Latin America 14 cases amounting to ¥274 million (24.5%), Oceania 5 cases amounting to ¥43 million (3.8%) and other region 2 cases amounting to ¥20 million (1.8%).

Performance of Equipment Supply Programme in FY 1983

AREA COUNTRY	FACILITIES
ASIA	
Bangladesh	Bangladesh Transportation Ministry
Burma	Department of Meteorology and Hydrology
"	Agricultural Mechanization Department
China	Capital Hospital, Beijing China
"	Ministry of Railways, People's Republic of China
India	Indian Institute of Technology
Indonesia	Television of the Republic of Indonesia
"	Agency for AGR. ED. TR. and EXT. Ministry of Agriculture
Korea	Ministry of Transportation
Laos	Ministry of Education of the Lao People's Democratic Republic, Vientiane
Malaysia	Malaysia Agricultural College
Nepal	Ministry of Agriculture
Philippines	Meteorological Agency
"	Southeast Asian Agricultural Education Institute
"	Central Mindanao University
"	National Hydraulic Research Centre
Singapore	Colombo Plan Staff College
Sri Lanka	Ministry of State
Thailand	The Department of Technical and Economic Cooperation, Bangkok, Thailand
"	King Mongkut's Institute of Technology
"	King's Project Secretariat
"	Department of Public Cleaning, Bangkok
Indonesia and Thailand	Indonesian Technical Coordinating Committee DTEC, Thailand
MIDDLE EAST	
Egypt	High Dam Lake Development Authority, Aswan, Egypt
"	Menofia Agricultural Directorate, Menofia Governorate, Egypt
Morocco	Ministry of Interior
Turkey	Ministry of Education
AFRICA	
Cape Verde	Bureau of Fisheries
Central Africa	Ministry of Public Works
Ethiopia	Purchasing Department, Addis Ababa University
Guinea	Ministry of Industry
"	Ministry of Fapa and Agricultural Cooperatives, Guinea
Kenya	Ahero Irrigation Research Station
Liberia	Central Agricultural Research Institute
"	Regional Development & Extension Ministry of Agriculture
"	Police for C.I.D. Affairs, National Police
Senegal	Socopao SENEGAL
Sudan	Sudanese Mining Corporation
Zaire	Ministry of Transportation and Telecommunications
Zambia	Department of Fisheries
LATIN AMERICA	
Argentina	University of Litoral
Barbados	Principal Samuel Jackmon Prescod Polytechnic Wildey ST Michael Barbados
Brazil	Institute for Technology, São Paulo

AREA COUNTRY	FACILITIES
Colombia	National Institute for Vocational Training
Dominican Republic	National Institute for Water Resources
Honduras	Telecommunications & Transportation Ministry
"	Committee for Social Welfare
Paraguay	National University of Asuncion
Panama	Institute for Agriculture
Peru	National Institute for Vocational Training
"	Ministry of Health and Welfare
St. Vincent	Ministry of Health and Welfare
OCEANIA	
Fiji	University of the South Pacific
"	Telecommunication Training Centre
Papua New Guinea	Ministry of Industry
Tuvalu	Ministry of Works and Communications

Fig. 1 Equipment Supply by Region (1983)

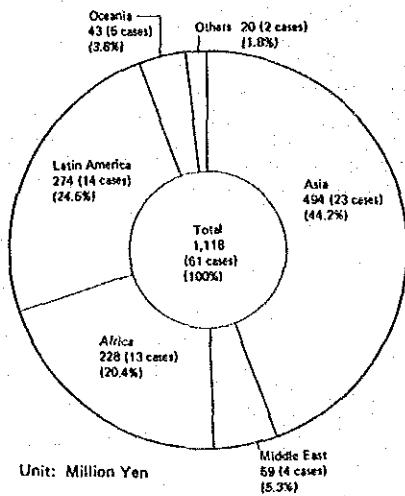
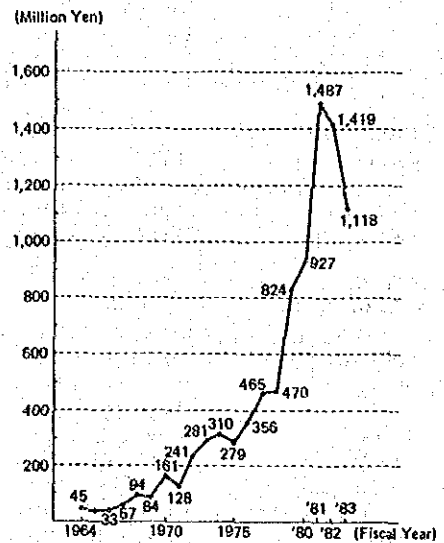


Fig. 2 Equipment Supply by Year



Section 4. Project-Type Technical Cooperation Programme

The form of technical cooperation includes "Acceptance of Trainees", "Dispatch of Experts" and "Supply of Equipment and Materials" as described in Sections 1 through 3. The Agency provides these three forms of technical cooperation singly or in combination. The term "Project-type Technical Cooperation" as used by the Agency means integrated technical cooperation from planning to implementation, which combines these three forms and is carried out systematically and comprehensively in the country concerned.

Under the programme of this type, the Agency provides technical cooperation through the dispatch of survey teams, assignment of experts, supply of equipment and materials and acceptance of counterparts related to planning of project, selection of project site, preliminary survey, preparations, implementation, and follow-up evaluation after completion of the project in order to insure effective cooperation.

The counterparts are accepted under the training programme described in Section 1.

In implementing such a project the recipient country provides land and buildings and manages the project, as a rule. There has been increasing cases in recent years in which construction of facilities for the project is also covered by grant capital assistance provided by Japan. Through such an organic combination of technical and financial cooperation, a greater effect can be expected.

The Project-type Technical Cooperation being implemented by the Agency includes (1) Technical Cooperation Centre Programme, (2) Health and Medical Cooperation Programme, (3) Population and Family Planning Cooperation Programme, (4) Agricultural, Forestry and Fisheries Cooperation Programme and (5) Industrial Development Cooperation Programme.

(1) Technical Cooperation Centre Programme

1. Outline

Technical Cooperation Centres are designed to train and develop engineers and skilled workers whose services are essential for the socio-economic progress of developing countries and they can be broadly classified as follows:

- (1) Cooperation in the development of manpower resources aimed at upgrading engineers and skilled workers.
- (2) Cooperation in research and development and in experimental works involving tests for practical application.

(3) Cooperation in development and improvement of production techniques.

(4) Cooperation in vocational training.

However, some centres do not come under either of these categories but have multiple functions.

2. Performance in 1983

In 1983, this programme covered a total of 49 centres; centres (12) under preliminary survey, on-going centres (38) and aftercare services (3). (See the Performance of Technical Cooperation Centre Project in Fiscal 1983).

Meanwhile, the Agency dispatched 44 survey teams and 433 experts to centres and accepted 201 counterparts from them. In addition, training materials worth 1,589 million yen were supplied as part of the programme.

Performance of Technical Cooperation Centre Programme in Fiscal 1983

AREA COUNTRY	PROJECT	DURATION
ASIA		
Burma	The Bridge Engineering Training Centre	79. 7.12 ~ 85. 7.11
	The Metallurgical Research and Development Centre	80. 5.14 ~ 84. 5.13
China	Enterprise Management Training Centre	83.10.11 ~ 88.10.10
Indonesia	The Sumatra Chemical Industry and Development Centre	81.11.19 ~ 86.11.18
	Volcanic Sabo Technical Centre	82. 8.26 ~ 87. 8.25
	Centre for Vocational and Extension Service	83. 2.16 ~ 88. 2.15
	Radio & TV Broadcasting Training Centre	83.10.21 ~ 88.10.20
Malaysia	National Meteorological Laboratory of Standard and Industrial Research Institute	81.12.17 ~ 85.12.16
	The Metal Industry Technology Centre	78. 8.12 ~ 82. 8.10
	Centre for Instructor and Advanced Skill Training (CIAST)	81. 8.20 ~ 87. 8.19
Pakistan	The Central Telecommunication Research Laboratory	79. 3.22 ~ 84. 3.21
Philippines	The Transport Centre	77. 4.21 ~ 84. 4.11
	The Metal Casting Technology Centre	80. 7.28 ~ 86. 7.27
	The Telecommunications Training Institute	81. 4. 2 ~ 86. 4. 1
	Integrated Research and Training Centre, TUP	83.11. 3 ~ 87.11. 2
Singapore	Philippine Human Resources Development Centre, UL	82. 9. 9 ~ 87. 9. 8
	The Japan-Singapore Training Centre	78. 6.29 ~ 83. 6.28
	The Japan-Singapore Institute of Software Technology	80.12.18 ~ 85.12.17
	Productivity Development Project	83. 6.11 ~ 88. 6.10
Thailand	The Japan-Singapore Technical Institute	83. 6.29 ~ 88. 6.28
	The King Mongkut's Institute of Technology	78.12.12 ~ 82.12.11
	Primary Health Care Training Centre	82.10. 1 ~ 87. 9.30
	Industrial Rehabilitation Centre	84. 2.23 ~ 89. 2.22

AREA COUNTRY	PROJECT	DURATION
MIDDLE EAST		
Egypt	The Maintenance Vocational Training Centre	77. 1.30 ~ 82. 7.29
	The Textile Research and Development Cairo Transport Authority Tramcar Training Centre	80.11. 7 ~ 85.11. 6 82. 6. 1 ~ 86. 6.12
Iraq	The Iraq Electrical and Electronic Industries Training Centre	81. 8. 1 ~ 85. 3.31
Saudi Arabia	The Riyadh Electronics Technical Institute	72. 6.12 ~ up to operation
		82. 1.12 ~ 86. 3.31
AFRICA		
Kenya	The Jomo Kenyatta College of Agriculture and Technology	80. 4.19 ~ 85. 4.18
Senegal	The Japan-Senegal Vocational Training Centre	84. 2. 4 ~ 89. 2. 3
LATIN AMERICA		
Bolivia	Institute for Mineral Ore, University of San Andres	82. 5.20 ~ 87. 5.19
Brazil	The SENAI Electrical and Electric Vocational Training Centre	79. 3.29 ~ 84. 3.28
	The Mexico-Japan Technological Education Centre	82. 4. 1 ~ 87. 3.31
Panama	The Panama National Educational Television Broadcasting Project	81. 2.11 ~ 86. 2.10
	The Panama-Japan Vocational Training Centre	82. 8.26 ~ 87. 8.25
Peru	The Telecommunications Training Centre	79.11. 2 ~ 82.11. 1
	The Fish Processing Centre	82.10.13 ~ 83.10.12

(2) Health and Medical Cooperation Programme

1. Outline

This Programme is designed to offer medical cooperation to developing countries suffering from epidemic and endemic diseases through training of medical students, prevention and research of tropical diseases and expansion as well as improvement of medical facilities. The programme also emphasizes the cooperation for the welfare of the citizens in these countries, through the improvement of public hygiene and environment.

2. Performance in 1983

In 1983, cooperation was offered to a total of 39 projects; projects (4) under preliminary survey, on-going projects (33) and aftercare services (3) (See the list of Performance of Health and Medical Cooperation Programme in Fiscal 1983).

Meanwhile, 26 survey teams were dispatched to the projects now under cooperation for the purpose of providing guidance and advice for project planning, including preliminary survey for the study of feasibility of cooperation in the future.

In addition; 263 experts were sent overseas and 87 counterparts were accepted. Equipment amounting to 978 million yen was supplied as part of this programme.

Performance of Health and Medical Cooperation Programme in Fiscal 1983

AREA COUNTRY	PROJECT	DURATION
ASIA		
Bangladesh	Cardiovascular Disease Control	79. 2.22 ~ 84. 2.21
Burma	Communicable Disease Research and Control	80. 4.10 ~ 84. 4. 9
	The Development for the Pharmaceutical Technology	81. 7. 6 ~ 85. 7. 5
China	The China-Japan Friendship Hospital	81.11.19 ~ 84.11.18
India	Japanese Encephalitis Vaccination Production	82. 3.12 ~ 86. 3.11
Indonesia	Nursing Education	78.11. 3 ~ 85.11. 2
	Promotion of Health in North Sumatra	78. 4. 1 ~ 83. 3.31
	Drug Quality Control	83. 4. 1 ~ 88. 3.31
Korea	Centre for Cardiovascular Diseases	79. 3. 2 ~ 84. 3. 1
Nepal	Development of Basic Health Service in Western Region	73.10.28 ~ 85. 2.23
	Tribhuvan University Medical Education	80. 6.20 ~ 85. 6.19
Philippines	The Institute for Tropical Medicine	80.10.17 ~ 85.10.16
Sri Lanka	Peradenia Teaching Hospital of Medical Department	80. 2.29 ~ 84. 2.28
Thailand	Promotion of Provincial Health Services	76. 4. 1 ~ 81. 3.31
	Nursing Education	80. 8. 1 ~ 85. 7.31
MIDDLE EAST		
Algeria	The Medical Centre, the Oran University of Science and Technology	78. 4. 1 ~ 84. 3.31
Egypt	Cairo University Pediatric Hospital	83. 7. 1 ~ 88. 6.30
Yemen	Tuberculosis Control	83. 9. 1 ~ 88. 8.30
Tunisia	Drug Quality Control	82. 4. 1 ~ 83. 3.31
AFRICA		
Ghana	Medical School, Ghana University	68. 6. 8 ~ 85. 3.11
Kenya	Communicable Disease Research and Control	79. 3. 9 ~ 84. 3. 8
Nigeria	Jos University Medical Research	82. 7. 2 ~ 87. 7. 1
Zambia	Faculty of Medicine, University of Zambia	80. 2.21 ~ 85. 2.20
LATIN AMERICA		
Bolivia	Gastroenterology	77. 4. 1 ~ 84. 3.31
Brazil	Biologicals Production	80. 8.13 ~ 83. 8.12
	Centre for Immunopathology of the Federal University of Pernambuco Project	83. 4. 1 ~ 88. 3.31
Colombia	The National Institute of Health Project	83. 4. 1 ~ 86. 3.31
Ecuador	Research of Microbial Control	82. 4. 1 ~ 84. 3.31
Guatemala	Onchocerciasis Research and its Control	75.10. 1 ~ 83. 9.30
Paraguay	Leprosy Control	80. 8.18 ~ 85. 8.17
Peru	Mental Health Services	80. 5.20 ~ 85. 5.19
Venezuela	Gastrointestinal Tract Cancer Control System	82. 4. 1 ~ 87. 3.31
OCEANIA		
Tonga	Japan WHO Joint Technical Cooperation, Health Laboratory	81.12.15 ~ 86.12.14

(3) Population and Family Planning Cooperation Programme

1. Outline

This programme, which had been part of the Health and Medical Cooperation Programme conducted until 1979, was separated from the latter and established as a new technical cooperation programme since 1980 in order to contribute to the promotion of the family planning in developing countries.

2. Performance in 1983

In 1983, cooperation was offered to a total of 9 projects; project (4) under preliminary survey and on-going projects (5) as shown in the performance of population and family planning cooperation programme in FY 1983. Meanwhile, 27 experts were sent overseas and equipment amounting to 644 million supplied.

Performance of Population and Family Planning Cooperation Programme in Fiscal 1982

AREA COUNTRY	PROJECT	DURATION
ASIA		
Bangladesh	Family Planning	76. 3.29 ~ 86. 3.31
China	Family Planning	82.11.15 ~ 87.11.14
Indonesia	Family Planning	69.10.14 ~ 83. 3.17
Philippines	Family Planning	74. 4. 1 ~ 86. 3.31
Thailand	Family Planning	75. 4. 1 ~ 89. 3.31

(4) Agriculture, Forestry and Fisheries Development Cooperation Programme

1. Outline

This programme is intended to provide assistance in agriculture, forestry and fisheries development of developing countries to contribute to increasing food production, improvement of farmers' income and living standards through the increase of productivity. The fields of cooperation cover rice cultivation, dry-field farming, livestock farming, forestry and fisheries. Forms of cooperation include: provision of technical guidance at agricultural extension centres and model extension farms of specific crops; provision of comprehensive guidance in the extension of advanced techniques at regional agricultural, development centres to improve

infrastructure for increased production and promotion of farmers' organizations in each designated project area; assistance in agricultural research and experiment for enhancing research and development capacity of recipient countries.

2. Performance in 1983

In 1983, cooperation was extended to 56 agricultural, forestry and fisheries projects; a total of 481 experts were dispatched and agricultural vehicles, experiment and test equipment, chemicals and agricultural machines equivalent to 1,935 million yen were supplied.

Discussions were held and agreements were reached to offer cooperation on the following projects.

Performance of Agriculture, Forestry and Fisheries Development Cooperation Programme in Fiscal 1983

AREA COUNTRY	PROJECT	DURATION
ASIA		
Bangladesh	Central Extension Resources Development Institute Project	73. 1.31 ~ 83.10.12
	Citrus and Vegetable Research Project	77.11. 3 ~ 83.11. 2
Burma	Pig and Poultry Development Project	78. 4.12 ~ 82. 4.11
	The Central Agriculture Development Training Project	83.10. 1 ~ 87. 9.30
Indonesia	The Strengthening of Legumes in Relation to Cropping System Research Project	70.10.23 ~ 85.10.22
	Sericultural Development Project in South Sulawesi	78. 2.28 ~ 85. 2.27
	Agricultural Products Processing Pilot Plant Project	77.10.14 ~ 84.10.13
	Middle Level Agricultural Technician Training Project	79. 3.39 ~ 86. 3.31
	Animal Health Improvement Programme	77. 7. 7 ~ 84. 7. 6
	Trial Plantation Project in Benakat, South Smatra	79. 3.12 ~ 84. 4.11
	Mariculture Research and Development	78. 8.31 ~ 82. 3.31
	Remote Sensing Engineering Project	80. 4. 1 ~ 85. 3.31
	Plant Protection Project	80. 6.18 ~ 86. 6.17
	The Construction Guidance Service Centre Project	81. 4. 1 ~ 86. 3.31
Korea	Agro-meteorological Disaster Research Project	82.10. 1 ~ 85. 9.30
Malaysia	Water Management Training Project	77. 9. 3 ~ 82. 9. 2
Nepal	Janakpur Zone Agricultural Development Project	74.11. 7 ~ 82.11. 6
Philippines	Cagayan Integrated Agricultural Development Project	76. 2.27 ~ 84. 3.31
	Afforestation Project of the Pantabangan Area	76. 6.18 ~ 82. 7.31
	Bohol Agricultural Promotion Centre Project	83. 2. 2 ~ 88. 2. 1
Thailand	Irrigated Agriculture Development Project	77. 4. 8 ~ 84. 3.31
	Animal Health Improvement Programme	77. 3. 2 ~ 84. 3. 1
	Research and Development Project in Kasetsart University	80. 4.10 ~ 85. 4. 9
	The National Weed Science Research Institute Project	80. 4. 8 ~ 85. 4. 7
	The Coastal Aquaculture Development Project	81. 4. 1 ~ 86. 3.31

AREA COUNTRY	PROJECT	DURATION
	Agricultural Extension and Agricultural Mechanization in Kasetsart University	81. 7. 1 ~ 86. 6.30
	Research and Training in Reafforestation Project	81. 7. 9 ~ 86. 7.28
	The Agricultural Development Research Project in Northeast Thailand	83.12.20 ~ 88.12.19
	Logging and Transport Training Project	83.10. 1 ~ 88. 9.30
MIDDLE EAST		
Egypt	The Rice Mechanization Pilot Project	81. 8.18 ~ 86. 8.17
AFRICA		
Madagascar	Livestock Development Project in Northern Madagascar	77.11.11 ~ 83.11.10
Tanzania	Kilimanjaro Agricultural Development Centre Project	78. 9.13 ~ 86. 3.12
LATIN AMERICA		
Brazil	Japan-Brazil Agricultural Research Project	77. 9.30 ~ 82. 9.29
	Agricultural Development Project in the Ribeira Basin	75. 3.10 ~ 84. 6.30
	Forestry Research Project in São Paulo	79. 4. 1 ~ 84. 3.31
Chile	Aquaculture Project	79.10. 1 ~ 84.10. 1
	The Coastal Fisheries Training and Extension Project	83. 4. 1 ~ 88. 3.31
Honduras	The Agricultural Development Training Centre Project	83. 7. 1 ~ 88. 6.30
Mexico	The Japanese Technical Cooperation for the Animal Centre Project	81. 6. 1 ~ 86. 5.31
Paraguay	Agriculture Development Project in the Southern Paraguay	79. 3.16 ~ 84. 3.15
	Forestry Development Project in the Southern Paraguay	79. 3.16 ~ 84. 3.15
	Animal Reproduction Improvement Project	82.12. 3 ~ 87.12. 2
Uruguay	Japan-Uruguay Vegetable Research Cooperation Project	78. 7.19 ~ 83. 7.18
OCEANIA		
Fiji	Aquaculture Research and Development Project	81.11.18 ~ 85. 3.31

(5) Industrial Development Cooperation Programme

1. Outline

This Programme is aimed at the effective utilization of locally available natural and human resources in developing countries for the development, promotion and growth of mining and manufacturing industries to expand employment opportunities.

In order to promote local industries in developing countries, not only the transfer of manufacturing technology but also the transfer of production-related techniques such as production control, business management, distribution and marketing and development of human resources, as well as the enhancement of research and development capability are equally important.

The Industrial Development Cooperation Programme was initiated in 1978 through reorganization of the former Primary Commodities Development Coopera-

tion Programme.

2. Performance in 1983

In 1983, cooperation was offered to a total of 20 projects. For these projects, equipment and materials worth 447 million yen were supplied, and a total of 111 experts were dispatched.

Performance of Industrial Development Cooperation Programme in Fiscal 1983

AREA COUNTRY	PROJECT	DURATION
ASIA		
Indonesia	Technical Cooperation on the Development of Building Materials	78. 7.19 ~ 83.11.30
	Technical Cooperation for the Project on the Biomass Energy Research and Development Centre	82.10.22 ~ 86.10.21
Korea	Technical Cooperation Project for the Prevention of Coal Mine Accident	84. 3. 6 ~ 88. 3. 5
Nepal	Technical Cooperation on the Development of Cottage Industry	80.10. 9 ~ 84.10. 8
Pakistan	Technical Cooperation for Pakistan Industrial Technical Assistance Centre	82. 9.29 ~ 85. 9.28
Sri Lanka	Technical Cooperation for Appropriate Technology Research and Development Centre	82. 1. 7 ~ 86. 1. 6
Thailand	Technical Cooperation on the Development of Natural Rubber Processing	82. 4. 1 ~ 83. 9.30
	Technical Cooperation Project on Maize Development	82. 9.17 ~ 84. 9.16
	Technical Cooperation for the Trade Training Centre	83. 9. 5 ~ 87. 9. 4
AFRICA		
Tanzania	Technical Cooperation for Kilimanjaro Industrial Development Centre Project	78. 9.13 ~ 86. 3.12
LATIN AMERICA		
Brazil	Technical Cooperation on the Small and Medium Scale Industry	80.10. 2 ~ 84.10. 1
	Technical Cooperation on the Pollution Control for Mining and Quarrying Activity	81. 9. 2 ~ 85. 9. 1
Mexico	Technical Cooperation on the Technological Development of Mineral Processing and Metallurgy	79.12. 5 ~ 83.12. 4
Paraguay	Technical Cooperation on Wholesale Marketing System Improvement	81.12. 7 ~ 85.12. 6
Peru	Technical Cooperation on Mine Safety	77.10.28 ~ 83. 6.30
	Technical Cooperation on Treatment Process of Copper Oxide Mineral	83. 7. 1 ~ 88. 6.30
	Technical Cooperation for the Improvement of Vegetable Distribution	83. 3.16 ~ 83. 9.15
Uruguay	Technical Cooperation for Pulp and Paper Quality Improvement	81. 9. 8 ~ 84. 9. 7

Section 5. Development Survey Programme

1. Outline

This programme is intended to offer consultancy services through dispatch of teams composed of experts in field surveys and office work for development projects of public nature in developing countries.

Promotion of comprehensive regional development projects and other development projects in the public sector bears closely upon the socioeconomic progress of developing countries, and it has often been the case that these countries lack the sufficient number of experts with high level of technology and wide experience to make the necessary judgement in the planning of such projects and capable personnel who, under the instruction of experts, can coordinate and organize the project planning. There are also many cases where the system, under which the engineers responsible for project planning work in union, is inadequate. Accordingly, the Japanese government is frequently requested by these countries to cooperate in the planning of such comprehensive regional development projects or individual projects. To comply with such requests, the Agency conducts development surveys as part of its technical cooperation. By phase, the development surveys can be broadly classified as follows:

- (1) Surveys for formulating Master Plans
- (2) Surveys for drawing Maps and Marine Charts
- (3) Preliminary Surveys
- (4) Feasibility Studies
- (5) Surveys directly related to Financial Cooperation
- (6) Surveys directly related to Grant-Aid Programme
- (7) Surveys for Detailed Designs
- (8) Basic Surveys for Resources Development Cooperation
- (9) Surveys for Aftercare Services
- (10) Surveys for Resources in Forestry and Fisheries

2. Performance in 1983

The total number of survey team members dispatched in FY 1983 including those in service from the preceding year on has reached 5,070 (4,914)*, the performance of which is shown by sector and region in the Fig. 1. Of this figure, 5,070, 2,880 experts or 329 teams were dispatched under the development survey programme, bringing the cumulative number of development survey team members to 18,266 since 1952, the performance of which is shown by sector and region in the

Fig. 2. The development survey projects are listed by country in page 41 on.

* The number in parenthesis shows survey team members newly dispatched in FY 1983.

Fig. 1 Number of Survey Team Members Dispatched by Sector and Region (1983)
(including those in service from the preceding year on)

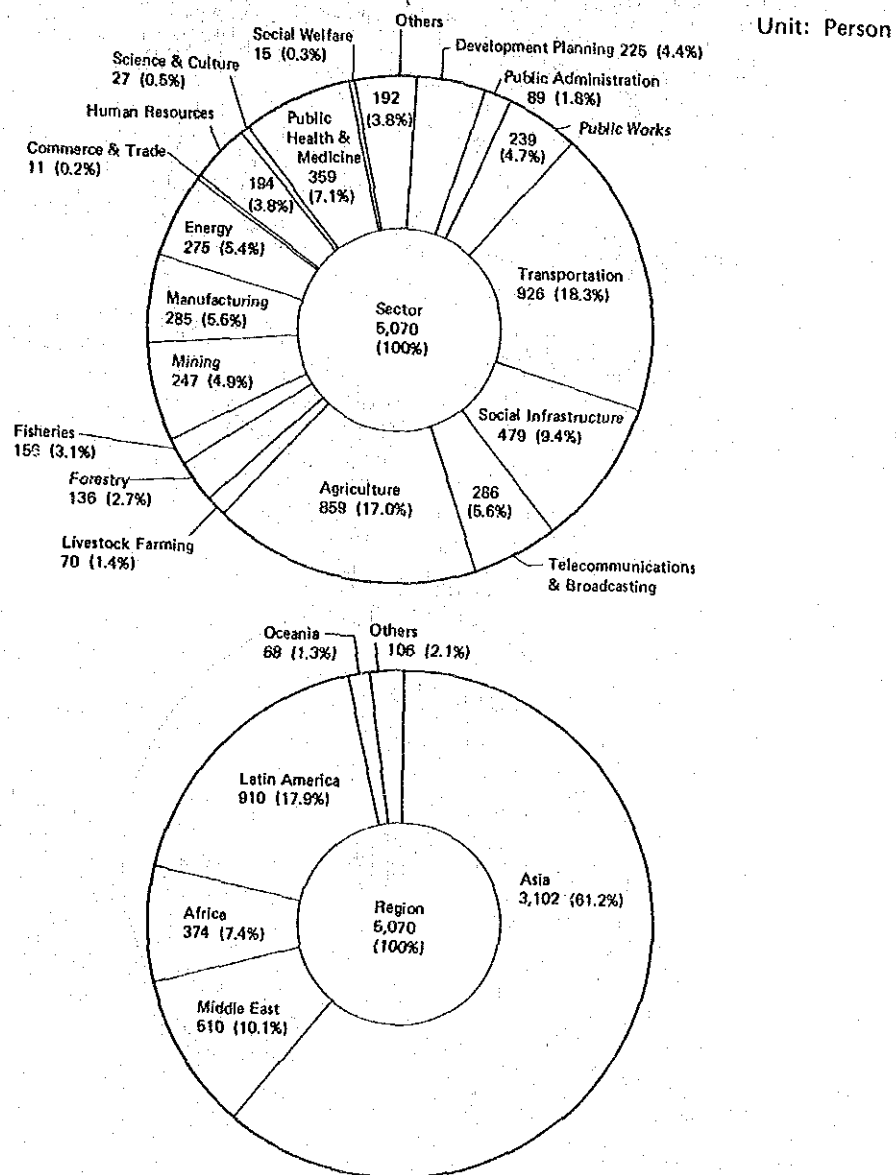
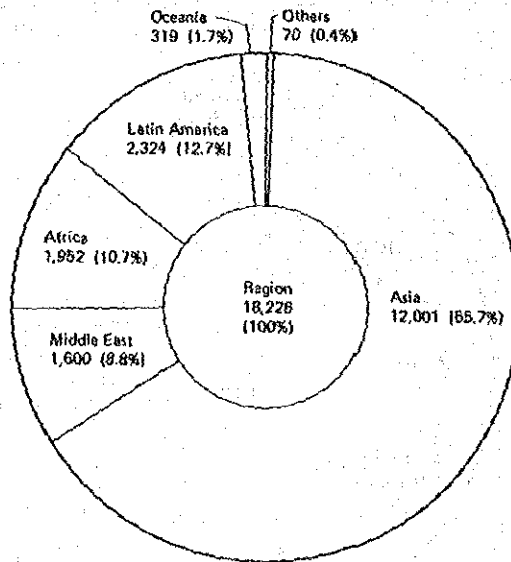
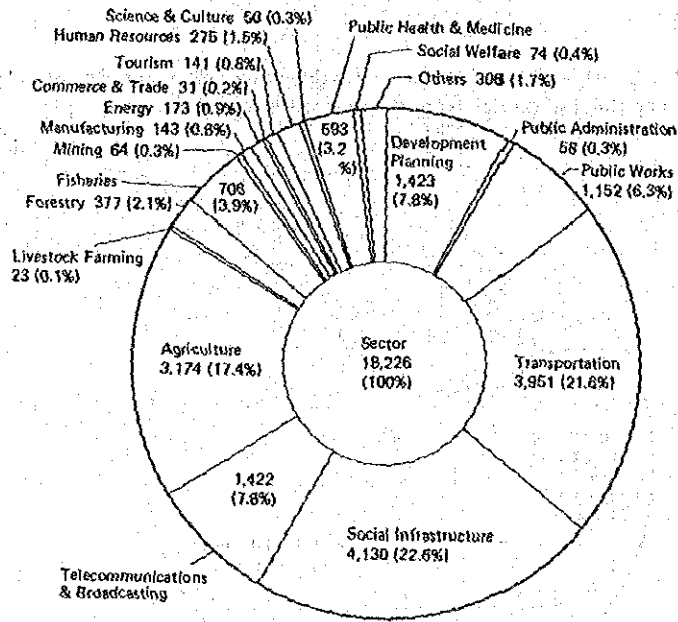


Fig. 2 Cumulative Number of Development Survey Team Members Dispatched by Sector and Region (1957-1983)

Unit: Person



AREA COUNTRY	NAME OF DEVELOPMENT SURVEY	CLASSIFIED NO.
ASIA		
Bangladesh	Survey for Meghna, Meghna-Gumti Bridges Construction Project	4
	Survey for the Establishment of Railway Carriages and Wagons Manufacturing Plant	3
	Survey for the Establishment Project for Water Supply Facilities	6
	Survey for the Establishment Project of Pharmaceutical Formulation Centre of Essential Drugs	6
	Survey for the Establishment of seed and germplasm resources laboratory	6
Burma	Survey for the Electrification Project of Rangoon Circular Railway Line	4
	Survey for the Construction of Dry-Dock Project	4
	Survey for the Youth Training Centre Project	6
	Survey for the Establishment Project of the Prawn Culture Centre	6
	Survey for the Project for the Establishment of Horticulture Development Centre	6
China	Survey for the Double Trucking and Electrification Project of Railways between Hengyang and Kwangchow, and the Electrification Project of Railways between Chengchow and Paoki	4
	Survey for the Improvement Project of Chimwangtao, Lienyunkang, and Tsingtao Ports	4
	Survey for Tianjin, Shanghai and Guangzhou Telecommunications Project	4
	Survey for the Sanko Heigen Ryutokyo Model Area Agricultural Development Project	4
	Survey for the Establishment Project of the Beijing Post and Telecommunications Training Centre	6
	Survey for the Meat and Egg Research Centre Construction Project	6
	Survey for Project Formulation on Grant Aid Projects	6
	Survey for the Factory (Mechanism, Speaker) Modernization Programme	4
	Survey for the Factory (Plastics) Modernization Programme	4
	Survey for the Factory (Furniture) Modernization Programme	3, 4
	Survey for the Factory (Glass) Modernization Programme	3, 4
	Survey for the Factory (Optics) Modernization Programme	3, 4
	Survey for the Factory (Ink, Rectifier, Monosodium Glutamate) Modernization Programme	3, 4
	Survey for the Factory (Thyristor) Modernization Programme	4
	Survey for the Factory (Measuring Instruments, Plastic Pen) Modernization Programme	3
	Survey for the Factory (Poly Variable Condenser) Modernization Programme	4
	Survey for the Oh River Hydroelectric Power Development	4
Survey for the Large Scale Development Project of Anking District	8	
Indonesia	Survey for Economic and Technical Cooperation	3
	Survey for Evaluation of Cooperation Projects	11
	Survey for the Highway Networks Improvement Project in Jakarta	3
	Survey for Widas Flood Control and Drainage Project	3
	Survey for Rural Telecommunication Project	3
	Survey for Water Supply Development Project in Ujung Pandang	3
	Survey for Karian Multipurpose Dam Construction Project	3

AREA COUNTRY	NAME OF DEVELOPMENT SURVEY	CLASSIFIED NO.
Indonesia	Survey for Urban/Suburban Railway Transportation Study in "JABOTABEK" Area (Grade Separated Crossing Project in Manggarai St. etc.)	4
	Survey for Long-Term Development Programmes of International Telecommunications	1
	Survey for North Banten Water Resources Development Project	1
	Survey for the Urban Renewal Housing Project in Jakarta	4
	Survey for the Padang Area Flood Control Project	4
	Survey for Water Supply Development Project in Jakarta	1, 4
	Survey for Integrated Radio and Television Development	1, 4
	Survey for Nusa Tenggara Terrestrial Transmission Network	4
	Survey for the Development Project of Domai Port	1, 4
	Survey for the Volcanic Debris Control and Water Conservation Project in the South-Eastern Slope of Mt. SEMERU	4
	Survey for Topographic Mapping Project in the Upstream Area of the Negara River Basin	2
	Survey for the Masterplan on the Development of Aids to Navigation System	4
	Survey for Urban Development Planning Study on Gerbangkertosusila Region (Surabaya Metropolitan Area)	1
	Survey for Urban/Suburban Railway Transportation Study in "JABOTABEK" Area (Detailed Design on New Railway Line for Cengkareng Airport)	7
	Survey for K-C-C Irrigation Development Project	4
	Survey for Topographic Mapping Project in the Downstream Area of the Negara River Basin	2
	Survey for the Construction Project of Graduate Programme at Faculty of Agricultural Engineering and Technology of Institute Pertanian Bogor (IPB)	6
	Survey for the Construction Project of Emergency Medical Centre	6
	Survey for the Establishment Project of Centre for Vocational Extension Service Training (CEVEST)	6
	Survey for the Construction Project of the National Quality Control Laboratory	6
	Survey for the Establishment of Veterinary Assay Laboratory	6
	Survey for the National Iron and Steel Development for the Second Generation	3
	Survey for East Java Power System Expansion Project	3, 4
	Survey for the Plant (Paper and Pulp) Renovation	3, 4
	Survey for Coal Effective Utilization in Banko District	3
	Survey for the Development of Plant Processing Equipment Industry	3
	Survey for the Renovation of Caustic Soda Plant of P. T. Industrial Soda Indonesia	3
	Survey for the Development of Sugarcane Down-Stream Industry	4
	Survey for Renun Hydroelectric Power Development Project	4
	Survey for the Kotapanjang Hydroelectric Power	4
	Survey for the Lumpur Geothermal Development Project	4
	Survey for Collaborative Mineral Exploration	8
	Korea	Survey for Seoul Municipal Solid Wastes Management Programmes
Laos	Survey for the Establishment Project of Pharmaceutical Development Centre	6
Malaysia	Survey for Vientiane Drainage System Improvement Project	6
	Survey for the Integrated Regional Development of South Tregganu	1

AREA COUNTRY	NAME OF DEVELOPMENT SURVEY	CLASSIFIED NO.
Malaysia	Survey for Regional Water Resources Study of South Johore	1
	Survey for P.K.P. Regional Water Resources	4
	Survey for Road Construction and Improvement Project in Johore Bahru and Its Construction	4
	Survey for Tatau-Kapit Trunk Road Construction Project	4
	Survey for Railway Development Plan Study	1, 4
	Survey for the Development Project of Perlis Port	4
	Survey for VHF/FM Broadcast Coverage Plan for the States of Sabah & Sarawak	4
	Survey for the Bengkoka Afforestation/Resettlement Project	4
	Survey for TENOM PANGI Hydropower Phase III Project (Sook Reservoir)	3
	Survey for Tekai Hydroelectric Power Development Project	4
	Survey for Collaborative Mineral Exploration	8
Maldives	Survey for Fisheries Development Project	6
	Survey for Koshi River Water Resources Development Project	1
	Survey for Rural Telecommunications Network Project	4
	Survey for the Construction Project of Nurses Training Centre in Kathmandu	6
Nepal	Survey for Project Finding on Grant Aid Projects	6
	Survey for the Establishment of Urea Fertilizer Plant	3, 4
Pakistan	Survey for Conduction of Water from KHANPUR to ISLAMABAD/RAWA	3
	Survey for the Development Project of Karachi International Airport	3
	Survey for National Transport Plan	1
	Survey for Pakistan Railway Locomotives Manufacturing Factory Project	4
	Survey for the Construction Locomotives Project for Machinery Technical Training Centre	6
Philippines	Survey for San Roque Multipurpose Dam Project	4
	Survey for the Metro Manila Transportation Planning Study	4
	Survey for the Development Project of the Port of San Fernando	1, 4
	Survey for the Philippine Road Disaster Prevention Project	4
	Survey for Panay River Basin Wide Flood Control Project	1
	Survey for the Infanta Real Area Urban Development Project	1
	Survey for the Development Project of the Meteorological Telecommunications System	4
	Survey for Metro Manila Outer Major Roads Project, Northern Package	4
	Survey for the Mayon Volcano Sabo and Flood Control Project	9
	Survey for Rural Telecommunications Project, Region V (Bicol)	4
	Survey for Ice Plants and Cold Storages System Development Project	4
	Survey for Bohol Irrigation Development Project Phase II	3
	Survey for the Matuno River Development Project	4
	Survey for the Improvement Project of Operation and Maintenance of National Irrigation System	4
	Survey for Asue River Basin Agricultural Development Project	4
Survey for Gumain River Irrigation Project	4	
Survey for the Construction Project of Sewage Disposal Treatment Facilities in Baguio	6	
Survey for the Construction of Institute of Crocodile Farming	6	

AREA COUNTRY	NAME OF DEVELOPMENT SURVEY	CLASSIFIED NO.	
Philippines	Survey for the Extension and Modernization Project of National Maritime Polytechnic Training Centre	6	
	Survey for the Construction Project for Agro-Forestry Complex of the Don Mariano Marcos Memorial State University	6	
	Survey for Establishment of Powdered Activated Carbon Plant	3, 4	
	Survey for the Acupan-Itogon Geothermal Development Project	4	
	Survey for San Roque Multipurpose Dam Project	3	
	Survey for the Water Quality of Samroke Dam	3, 4	
	Survey for the Plant Renovation (Luzon Grid Transmission System)	3	
	Survey for the Leyte-Mindanao Interconnection Development	4	
	Survey for Matuno River Development Project	4	
	Survey for Collaborative Mineral Exploration	8	
	Singapore	Survey for the Productivity Development Project	6
		Survey for Environmental Effects of Coal Firing Power Stations & Integrated Steel Mill (Air-quality)	4
		Survey for Environmental Effects of Coal Firing Power Stations & Integrated Steel Mill (Particulate Survey)	3, 4
Sri Lanka	Survey for Telecommunications Network Improvement Project for Greater Colombo	4	
	Survey for Colombo-Katunayake Expressway and New Port Access Road Construction Projects	4	
	Survey for the Project for Additional Studio/EFP Production Facility	6	
Thailand	Survey for the Comprehensive Development Project in Northern Part of South Thailand	1	
	Survey for Evaluation of Projects Cooperated	11	
	Survey for Railway Track Elevation Project in the Metropolitan Area in Bangkok	4	
	Survey for the Development Project of Laem Chabang Coastal Area	1, 4	
	Survey for Northern Rail Line Project	3	
	Survey for Highway Network Improvement Project in North-Eastern Part of Thailand	3	
	Survey for the Second Stage Expressway System in the Greater Bangkok	4	
	Survey for Flood Protection/Drainage Project in the Eastern Suburban Bangkok	3	
	Survey for the Traffic Safety Plan for Roads	4	
	Survey for the Comprehensive Development of Coastal Shipping	4	
	Survey for the Water Pipeline Construction from Nong Kho to Laem Chabang	4	
	Survey for the Development Project of Industrial Port in the Eastern Seaboard	1, 4	
	Survey for the East Coast Water Resources Development Project (Phase II)	4	
	Survey for the Comprehensive Storage Facilities Development Project	4	
	Survey for the Feasibility Study on Mae Chang Irrigation Agriculture Development Project	4	
	Survey for the Lower-Northeast Medium Scale Irrigation Package Project	4	
	Survey for Agricultural Development Research Project in Northeastern Region of Thailand	1	
Survey for the Establishment of Japanese Studies Institute of Thammasat University	6		
Survey for Construction Project on Labor Accident Rehabilitation Centre	6		

AREA COUNTRY	NAME OF DEVELOPMENT SURVEY	CLASSIFIED NO.
Thailand	Survey for the Construction of Lecture Room at King Mongkuts' Institute of Technology	6
	Survey for the Project for Establishment of the National Institute of Health Science	6
	Survey for the Rayong Marine Aquaculture Centre Construction Project	6
	Survey for the Construction Project of Agricultural Development Research Centre in Northeast Thailand	6
	Survey for the Establishment Project of Irrigation Engineering Centre	6
	Survey for the Social Education and Culture Centre Project	6
	Survey for the Energy Conservation Project	4
	Survey for Lubricating Oil Refinery	3, 4
	Survey for the Promotion of Metal Working Industries	3, 4
	Survey for the Establishment of the Integrated Cement Factory Using Oil Shale	4
	Survey for the San Kampaeng Geothermal Development Project	4
	Survey for the Nam Yuam Hydroelectric Power	4
	Survey for the Technical Cooperation for South Bangkok Thermal Power Plant Renovation Project	3
	Survey for Collaborative Mineral Exploration	8
	Survey for Economic Development Project	3
	Brunei	Survey for Economic and Technical Cooperation
Survey for the Public Transport System Project		3
Survey for the Improvement of Brunei Printing Department		4
Survey for Evaluation of Projects Cooperated		11
Bangladesh & Pakistan		
Indonesia, Malaysia, Philippines, Singapore & Thailand	Survey for Project Identification in Mining, Industry and Power Development in the ASEAN Countries	3
	Survey for Indonesia Sri Ln Lanka Submarine Cable Construction Project	4
Indonesia & Sri Lanka		
Indonesia, Malaysia, Philippines, Singapore & Thailand	Survey for Project Identification for Plant Renovation in the ASEAN Countries	3

AREA COUNTRY	NAME OF DEVELOPMENT SURVEY	CLASSIFIED NO.
MIDDLE EAST		
Algeria	Survey for the Fetzara Lake Area Agricultural Development Project	4
	Survey for the Establishment of Sea Water Desalination Plant (Alger) (Oran, Mostaganem)	3, 4 3, 4
Egypt	Survey for the Seaside Development Project of Suez Port	3
	Survey for El-Arish Sewerage and Drainage System	3
	Survey for the New Alexandria International Airport Construction Project	3
	Survey for Refuse Collection, Treatment and Disposal	3
	Survey for Sharqiya Water Supply System	1
	Survey for the Safety Improvement of the Suez Canal	4
	Survey for the Fayoum Irrigation Project	4
	Survey for South Hussinia Agricultural Development Project	4
	Survey for Cold Storage Chain Development Project	4
	Survey for North Hussinia and South Port Said Agricultural Development Project	4
	Survey for the Construction Project of the Social Education and Culture Centre	6
	Survey for the Establishment Project of Farm Machinery Service Station	6
Iran	Survey for the Coal Fired Power Plant in Sinai	4
	Survey for Urban Transport and Drainage Development Study on Teheran Metropolitan Area (Preliminary Study)	3
	Survey for the Caspian Sea Coastal Area Agricultural Development Project	3
Iraq	Survey for the Construction of Vocational Training Centre	3
Morocco	Survey for the Nador New Airport Construction Project	4
	Survey for Collaborative Mineral Exploration	8
Oman	Survey for Hydrologic Observation Project in Batinah Coast of Sultanate of Oman	1
	Survey for Collaborative Mineral Exploration	8
Saudi Arabia	Survey for Cancer Centre Establishment Project	1
	Survey for the Technical Cooperation on Sea Water Desalination	4
Sudan	Survey for Improvement Project of Rural Broadcasting Facilities	6
Turkey	Survey for Ankara Air Pollution Control Project	3
	Survey for the Besconak Hydroelectric Power Development	4
Yemen	Survey for the Expansion Project of the National Tuberculosis Control and Training Centre in YAR	6
U.A.E.	Survey for the Mariculture Centre Project	7
AFRICA		
Cameroon	Survey for Cameroon Underground Water Development Project	6
Comoros	Survey for the Fishery Centre Project	6
Guinea	Survey for the Small-Scale Fishery Promotion Project	6
	Survey for Irrigation Preparation Project	6
Ivory Coast	Survey for the Regional Maritime Academy Construction Project	6
Kenya	Survey for Likoni Crossing Construction Project	4
	Survey for Kilifi Bridge Construction Project	4
	Survey for National Transport Plan	1
	Survey for the Mapping Project of East Kenya	2

AREA COUNTRY	NAME OF DEVELOPMENT SURVEY	CLASSIFIED NO.	
Kenya	Survey for Establishment of Demonstration Farm of the Jomo Kenyatta College of Agriculture and Technology	6	
	Survey for the Project for Improvement of the National Horticultural Research Station	6	
	Survey for the Sondu River Hydroelectric Power Development	3, 4	
	Survey for Collaborative Mineral Exploration	8	
Madagascar	Survey for the Construction Project of the Centre for Improvement of Rice Production	6	
Niger	Survey for Irrigation Agriculture Development Project of Kourani Baria Basin	4	
Rwanda	Survey for Rural Water Supply Study in Eastern Area	3	
Senegal	Survey for the Marine Research Vessel Building Project	6	
Sierra Leone	Survey for Rhombé Swamp Agricultural Development	4	
Swaziland	Survey for the Coal Development Project	3, 4	
Tanzania	Survey for Dar es Salaam Water Supply Improvement Project	3	
	Survey for the Chalinze-Mkumbara Road Improvement Project	3	
	Survey for Mkomazi Valley Area Irrigation Development Project	4	
	Survey for Food Grain Storagehouses Construction Project	6	
	Survey for Reconstruction Project of Morogoro Road Dar es Salaam	6	
	Survey for Dar es Salaam Electric Power Distribution Network Project	3	
	Bourkina Fasso	Survey for Sebba-Goromgorom Road Construction Project	3
	Zaire	Survey for Road and Transportation Development	3
	Zambia	Survey for the Establishment of the University of Zambia, School of Veterinary Medicine	6
		Survey for Phosphate Ore Development Project	3
Zimbabwe	Survey for Rural Village Water Supply Programme in Communal Lands	1	
	Survey for the Installation Project of Intelsat (Standard A) Earth Station	4	
	Survey for Collaborative Mineral Exploration	8	
Zaire, Zambia, Kenya & Tanzania Niger & Rwanda	Survey for Japanese Grant Aid	6	
LATIN AMERICA	Survey for Distribution Project of Medical Equipments	6	
	Argentina	Survey for Economic Development	11
		Survey for the Installment of Repairing Shop for Electric Rolling Stock of the Argentina Railways	3
		Survey for the Establishment Project of Fisheries Training School	6
		Survey for the Establishment of a Phosphate Fertilizer Plant	4
		Survey for the Northern Neuquen Geothermal Development	4
		Survey for Collaborative Mineral Exploration	8
	Bolivia	Survey for Collaborative Mineral Exploration	8
	Brazil	Survey for Comprehensive Development in Karajas Area	1
		Survey for Collaborative Mineral Exploration	8
	Chile	Survey for Chilean State Railways Modernization Project	4
		Survey for Mapocho River Basin Agricultural Development Project	3
		Survey for the Coastal Aquaculture Centre Construction Project	6

AREA COUNTRY	NAME OF DEVELOPMENT SURVEY	CLASSIFIED NO.
Chile	Survey for Collaborative Mineral Exploration	8
Colombia	Survey for the Comprehensive Transport in Barranquilla Metropolitan Area	1
	Survey for Panplonita River Basin Agricultural Development Project	4
	Survey for the Atorato River Hydroelectric Power Development	4
	Survey for Collaborative Mineral Exploration	8
Costa Rica	Survey for the Coal Development Project	3
Dominican Republic	Survey for Radio and Television Development Project	3
	Survey for the Yuna River Hydroelectric Power	4
	Survey for Collaborative Mineral Exploration	8
Ecuador	Survey for the Guayaquil City Urban Transportation Plan	1
	Survey for Topographic Mapping Project of the Northern Costa	2, 3
	Survey for the Establishment of the Pulp and Paper Mill in Ecuador	4
	Survey for the Alternative Energy Development Project	3
Guatemala	Survey for Flood Control Project	1
	Survey for the Petroleum Refinery Project	3, 4
Guyana	Survey for Diesel Power Generator Supply Project	6
Honduras	Survey for Aguan Valley Agricultural Development Project	4
	Survey for the Forest Inventory	10
	Survey for Coastal Fishery Resources	10
Jamaica	Survey for the Black River Lower Morass Agricultural Development Project	4
Mexico	Survey for New Railway Development Project in the State of Guanajuato	4
	Survey for the Development Project of the Port of Tuxpan	1, 4
	Survey for the Expansion of Education Facilities	6
	Survey for Waste Disposal System in the United Mexican States	3
	Survey for the La Primavera Geothermal Development Project in United Mexican States	3
	Survey for Project Identification in Mining, Industry and Power Development in Latin American Countries	3
	Survey for Collaborative Mineral Exploration	8
Panama	Survey for Short-Wave Broadcast Station Project	3
	Survey for Panama Metropolitan Area	4
	Survey for the Forest Inventory	10
	Survey for Experimental Fishing Programme in the Atlantic	10
Paraguay	Survey for the Urban Transport Study in Asuncion Metropolitan Area	3
	Survey for National Telecommunications & Broadcasts Development Project	1
	Survey for the Master Plan on Irrigation and Drainage Project in the Adjacent Area to the Yacyreta Dam	1
	Survey for the Afforestation Project in Capiibary	4
	Survey for Forest Inventory in Northeastern Region	10
	Survey for Project for Expansion of Amanbay Regional Medical Centre	6
Peru	Survey for the Development Project of the Port of Callao	1, 4
	Survey for Topographic Mapping Project	2
	Survey for the Chancay-Huaral Valley Rehabilitation Project	4
	Survey for Aricota Hydroelectric Power Development Project	4

AREA COUNTRY	NAME OF DEVELOPMENT SURVEY	CLASSIFIED NO.
Peru	Survey for the Establishment of PVC Plant Complex	3,4
	Survey for Ene Hydro-Electric Power Development Project	3
	Survey for the Ene River Hydroelectric Power Development Project (Master Plan)	3
	Survey for Collaborative Mineral Exploration	8
Venezuela & Mexico	Survey for the Geothermal Development Project	3
	Survey for Mining, Industry, and	
Dominican Republic, Peru & Colombia	Survey for Mining, Industry, and Power Development Projects	9
Peru & Paraguay	Survey for Evaluation of Cooperation Projects	11
Haiti & Others	Survey for Economic and Technical Cooperation	3
Colombia & Mexico	Survey for Follow-up of Mineral Resources Projects	9
OCEANIA		
Fiji	Survey for the Construction Project for Nurse Training School	6
Tonga	Survey for the Development of Information and Data Processing System	3, 4
Kiribati	Survey for the Fishing Mother Ship Building Project	6
	Survey for the Development of Infrastructure for Fishing Base	6
Fiji & Tuvalu	Survey for the Fisheries Resources	10
Marshall	Survey for Fishing Base Improvement Project	6
Thailand & Others	Survey for Economic and Technical Cooperation	3
Colombia & Others	Survey for Project Finding of Mineral Resources Development	3
Brazil & Others	Survey for Collaborative Mineral Exploration	3

Chapter 2.

Grant Capital Assistance Promotion Programme

1. Outline

The programme is aimed at facilitating Japan's grant capital assistance cooperation to developing countries in accordance with international agreements.

The grant capital assistance cooperation is one form of extending financial assistance without repaying obligation. This category includes general grant aid, fisheries grant aid, food assistance, assistance for increased food production, etc. Of these, the Agency only deals with general grant aid and fisheries grant aid, which are closely related to technical cooperation.

The general grant aid is to offer funds needed to improve or expand the related facilities such as technical cooperation centres, hospitals, schools, research institutes and others, while the fisheries assistance is intended to help improve or expand fisheries training facilities including training boats.

The facilities closely related to technical cooperation include vocational training centres and others which are needed for the realization of technical cooperation, facilities to be improved according to the basic design made by Japanese survey teams and facilities used for technology transfer from Japan through dispatch of Japanese experts overseas and acceptance of overseas trainees.

Major activities of the Agency under this cooperation programme are: (1) when contracts are concluded between a developing country and a Japanese private enterprise, JICA offers liaison, consultation and good offices in this regard, study of specifications of facilities and equipment to be offered from Japan and examination of the contents of contracts; (2) liaison, consultation and arrangements with local or Japanese banks on banking agreements, examination of the contents of contracts, and studies and surveys (on-the-spot surveys and investigation of the progress of activities) so as to facilitate the grant capital assistance.

2. Performance 1983

The Agency provided grant capital assistance for 96 overseas projects, as listed below;

AREA COUNTRY	CASE
ASIA	
Bangladesh	Establishment of Seed and Germplasm Resources Laboratory Equipment Supply for the Fish Net Factories Construction of the General Hospital in Narayangani Establishment of Pharmaceutical Formulation Centre of Essential Drugs Equipment Supply for the Dhaka Dental College Equipment Supply for Strengthening of Fire Fighting Facilities
Bhutan	Establishment of the Agriculture Mechanization Centre
Burma	Equipment Supply for Improvement and Expansion of Colour TV Facilities Equipment Supply for Post-Harvest Technology Application Centre Establishment of the Nurse College in Rangoon Equipment Supply for School Text Book Printing and Exercise Book Development Establishment of the Prawn Culture Centre
China	Construction of China-Japan Friendship Hospital
India	Equipment Supply for the Development of Small Scale Fisheries
Indonesia	Establishment of Centre for Vocational Extension Service Training (CEVEST) Construction of the National Quality Control Laboratory Equipment Supply for Reinforcement of Landslide Monitoring System of Mount Gallunggung Establishment of Veterinary Assay Laboratory
Laos	Establishment of Pharmaceutical Development Centre
Malaysia	Establishment of the Centre for Instruction and Advanced Skill Training (CIAST)
Maldives	Establishment of Schools for Primary Education
Nepal	Equipment Supply for the Rural Water Supply
Pakistan	Establishment of Childrens' Hospital in Islamabad Equipment Supply for Road Improvement Equipment Supply for Rural Energy Development Equipment Supply for Exploitation of Groundwater
Philippines	Construction of Philippine Human Resources Development Centre Construction of Agricultural Promotion Centre in Bohol Construction of Philippines Normal College Library Equipment Supply for Regional Hospital Equipment Upgrading Equipment Supply for the Socio-Economic Development of the Municipality of Morong
Singapore	Equipment Supply for the Productivity Development
Sri Lanka	Construction of Sri Jayawardēnepara General Hospital Construction for Fisheries Harvour Facilities Equipment Supply for the Improvement of the Drinking Water Supply Equipment Supply for the Improvement of the Educational Equipment at University of Peradeniya Equipment Supply for the Improvement of the Sanitation
Thailand	Establishment of PHC Training Centre Establishment of Irrigation Engineering Centre Equipment for Malaria Control Programme for Displaced Kampuchean and Affected Thais in the Border Area Equipment Supply for New Village Construction Equipment Supply for the Improvement of Radiotherapy Equipment at Chiangmai Equipment Supply for the Improvement of Provincial Water Supply Construction of Labor Accident Rehabilitation Centre Construction of Agricultural Development Research Centre in Northeast Thailand Establishment of Japanese Studies Institute of Thammasat University Equipment Supply for Animal Health Improvement

AREA COUNTRY	CASE
Thailand	Equipment Supply for the Reinforcement of the Huay-Ta-Kien Dam for Kampuchean Displaced Persons and Affected Thai People Equipment Supply for Flood Protection and Drainage in Bangkok and the Vicinity
MIDDLE EAST	
Egypt	Establishment of Rice Technology Training Centre (RITC) Establishment of Farm Machinery Hire Service Station
Sudan	Establishment of Specialized-Cum-General Hospital Equipment Supply for Blue Nile Health Equipment Supply for the Water Supply Improvement Equipment Supply for the Improvement of the Textile Technology Department of the University of Gezira
Yemen	Construction of the Facilities for Rural Water Supply
AFRICA	
Burundi	Equipment Supply for Strengthening Public Transportation
Cameroon	Construction of Cameroon Underground Water Development Facilities
Central Africa	Equipment Supply for Road Improvement
Comoros Island	Establishment of the Fishery Centre
Ghana	Equipment Supply for Fisheries Development Equipment Supply for Road Improvement Equipment Supply for the Improvement of Transmission System of the Noguchi Memorial Institute for Medical Research
Guinea	Construction of Irrigation Preparation Facilities Equipment Supply for the Small-Scale Fishery Promotion
Kenya	Construction of Kenya Medical Research Institute Establishment of Demonstration Farm of the Jomo Kenyatta College of Agriculture and Technology
Liberia	Equipment Supply for Medical Facilities Improvement
Mali	Construction of Facilities for Groundwater
Mauritius	Construction of Facilities for the Fishery Port Improvement
Niger	Equipment Supply for Road Improvement Equipment Supply for Mining School
Nigeria	Supply of Bonito Pole and Line Fishing Research Vessel
Rwanda	Equipment Supply for Distribution of Medical Equipment
Senegal	Construction of Vocational Training Centre Equipment Supply for Countermeasure Against Forest Fire Supply of the Marine Research Vessel
Somalia	Equipment Supply for the Improvement of the General Hospital in Mogadishu
Tanzania	Construction of Food Grain Storagehouses
Togo	Equipment Supply for Strengthening Transportation
Zaire	Equipment Supply for Road Improvement
Zambia	Establishment of the University of Zambia, School of Veterinary Medicine Equipment Supply for Improvement of Publicity Car
Zimbabwe	Construction of Facilities for Rural Water Supply
Djibouti	Equipment Supply for Road Network Improvement
LATIN AMERICA	
Argentina	Establishment Project of Fisheries Training School
Bolivia	Establishment of General Hospital in Santa Cruz
Honduras	Construction of Agricultural Development Centre
Haiti	Equipment Supply for Road Improvement
Mexico	Construction of Facilities for Primary School

AREA COUNTRY	CASE
OCEANIA	
Fiji	Equipment Supply for Rural Fisheries Development
Kiribati	Equipment Supply for Ship Building
Marshall	Equipment Supply for Improvement of Infrastructure
	Construction of Facilities for Fishing Base
	Construction of Facilities for the Development of Infrastructure for Fishing Base
Solomon	Equipment Supply for Fisheries Training
Tonga	Establishment of the Vavaii High School

Chapter 3.

Japan Overseas Cooperation Volunteers Programme (JOCV)

1. Outline

This programme is designed to promote and assist the cooperation extended by Japanese young people for the socio-economic progress of developing countries.

The young volunteers participating in this programme undergo training to acquire techniques and skills required by developing countries and are charged with a mission to cooperate in their nation-building.

The characteristics of the JOCV Programme are that these Japanese Young people are sent in order to deepen mutual understanding through personal contacts with the peoples of developing countries and cooperate with local people in nation-building that these countries seek through economic and social development.

Based on the requests made by developing countries, the Agency, in cooperation with prefectural governments and private organizations, publicly recruits volunteers twice a year and give them a four-month preassignment training. After this, the volunteers are sent to developing countries for assignment.

The sector covered by this programme has a wide range and includes agriculture, forestry and fisheries, civil engineering and construction, health and hygiene, mining and manufacturing and even education, sports and other fields.

2. Performance in 1983

There were 521 volunteers sent overseas in 1983, bringing the total to 1,476 including those in service from the preceding year on. The cumulative number has reached 4,924 since the JOCV programme was initiated in 1965. Of the total figure 1,476 for 1983, 619 (41.9%), the largest number, was assigned to Africa. This was followed by 454 (30.8%) to Asia, 204 (13.8%) to Latin America, 117 (7.9%) to the Middle East, 82 (5.6%) to Oceania. By country, the largest number, 148 was assigned to Malawi, followed by 146 to Kenya and 120 to the Philippines. In the distribution by sector, the largest ratio was accounted for by human resources with 305 (20.7%), followed by manufacturing with 288 (19.5%).

Fig. 1 Number of Japan Overseas Cooperation Volunteers Dispatched by Sector and Region (1993) (including those in service from the preceding year on)

Unit: Person

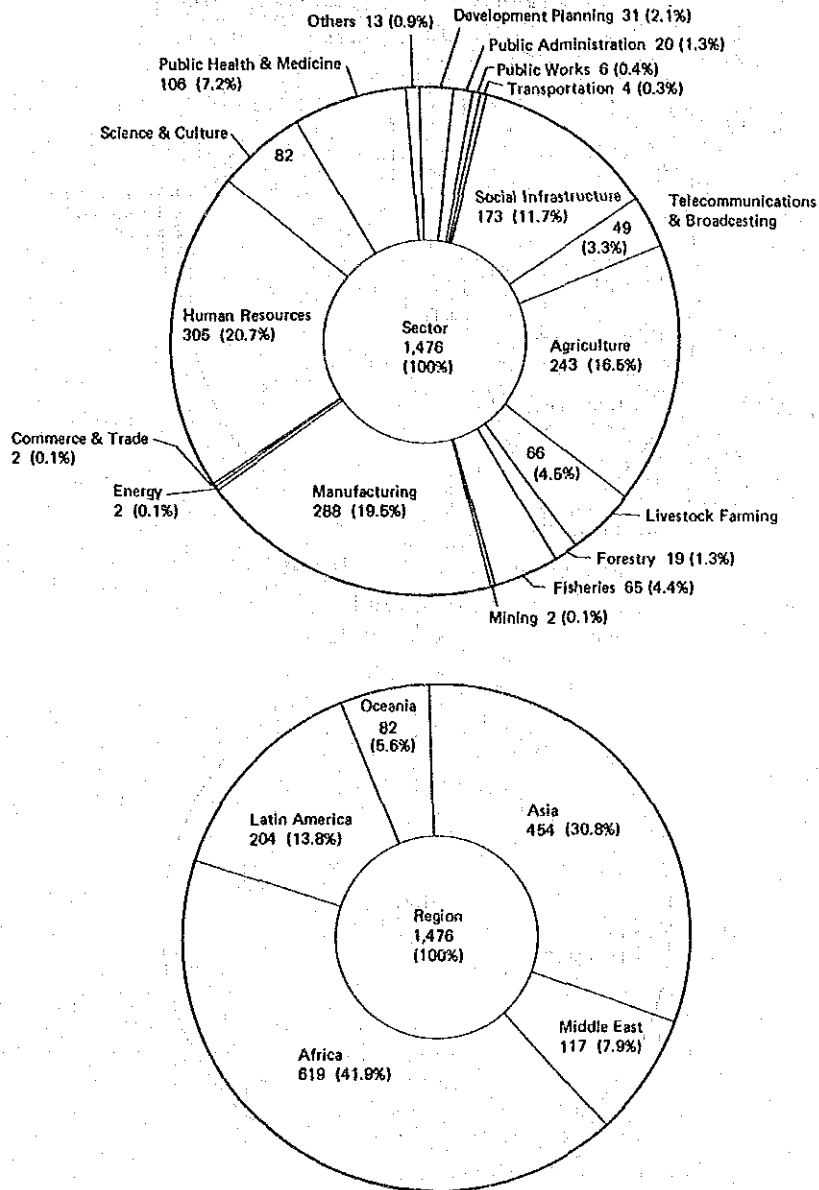


Fig. 2. Total Number of Japan Overseas Cooperation Volunteers Dispatched by Sector and Region (1965–1983)

Unit: Person

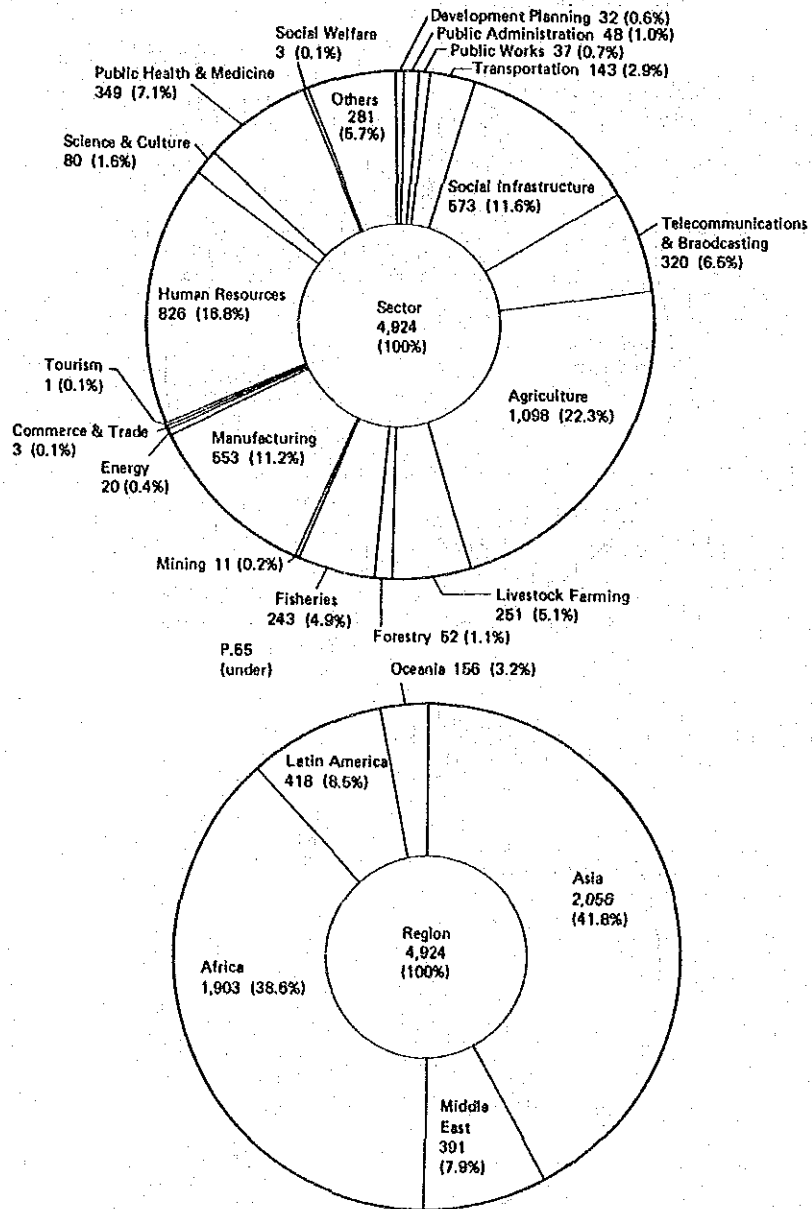
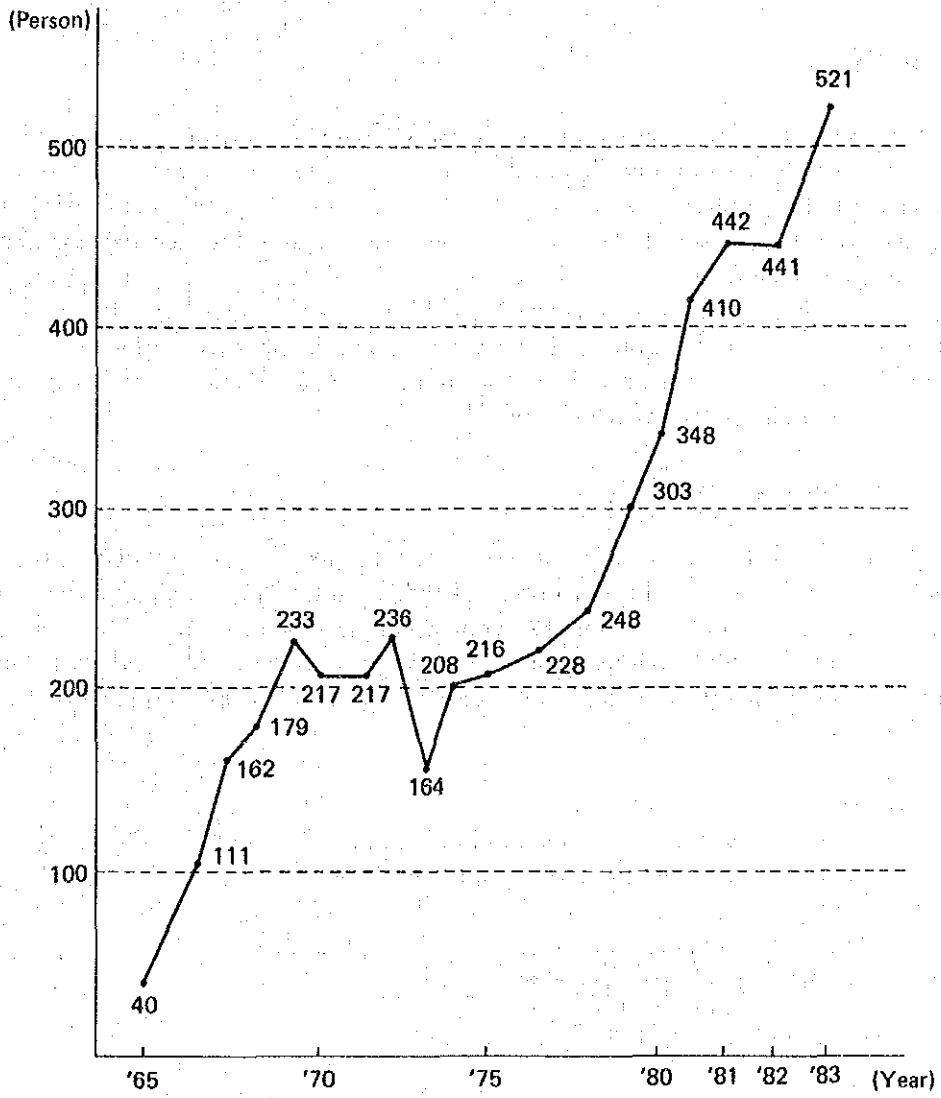


Fig. 3 Number of Japan Overseas Cooperation Volunteers Dispatched by Year



Chapter 4.

Development Cooperation Programme

(Investment in and Financing of Development Projects)

1. Outline

The Agency offers long-term, low-interest loans to Japanese corporations (including foreign corporations financed by Japanese firms) which require funds for improvement and expansion of facilities and for experimental projects in developing countries to promote social development, agricultural and forestry development and mining and manufacturing activities.

Such funds are used in projects which do not pay on commercial basis, e.g. improvement of related facilities, bridges and other infrastructure facilities and experimental projects such as cultivation of new crops, development of mining resources and mining activities which are risky.

2. Performance in 1983

During fiscal 1983, the Agency consented to give 3,175 million yen for 3 experimental projects and the expansion of 2 facilities. The loans totaled 5,120 million yen for 18 projects. On the contract basis, loans for the expansion of facilities reached 1,488 million yen and those for experimental projects 549 million yen, totaling 2,037 million yen. Basic surveys and technical guidance conducted during fiscal 1983 were as follows:

Basic surveys	
Basic surveys related to facilities	5
Basic surveys related to experimental projects.	8
Technical guidance	
Dispatch of experts	37
Acceptance of overseas trainees.	23

Chapter 5.

Emigration Service

1. Outline

Emigration of Japanese people dates back to 1868 when about 150 persons went to Hawaii. Since then, the number of emigrants to North and Latin America increased steadily. Emigration was suspended after the outbreak of World War II but was resumed after the war, and the first postwar emigrants left Japan for Brazil in 1952.

Japanese emigrants' activities in their new countries have diversified from agricultural to industrial fields. In the future, emigration connected with economic cooperation and technical assistance projects may be expected.

The agency is carrying out the following activities to further promote the emigration of Japanese people:

- (1) Diffusion of information and guidance on overseas emigration.
- (2) Various types of training and study meeting for those wishing to emigrate.
- (3) Improvement of living environment in the countries where the Japanese are emigrating.
- (4) Guidance and counselling to the prospective emigrants in such fields as agricultural management, technical services and financial aids.

2. Performance in 1983

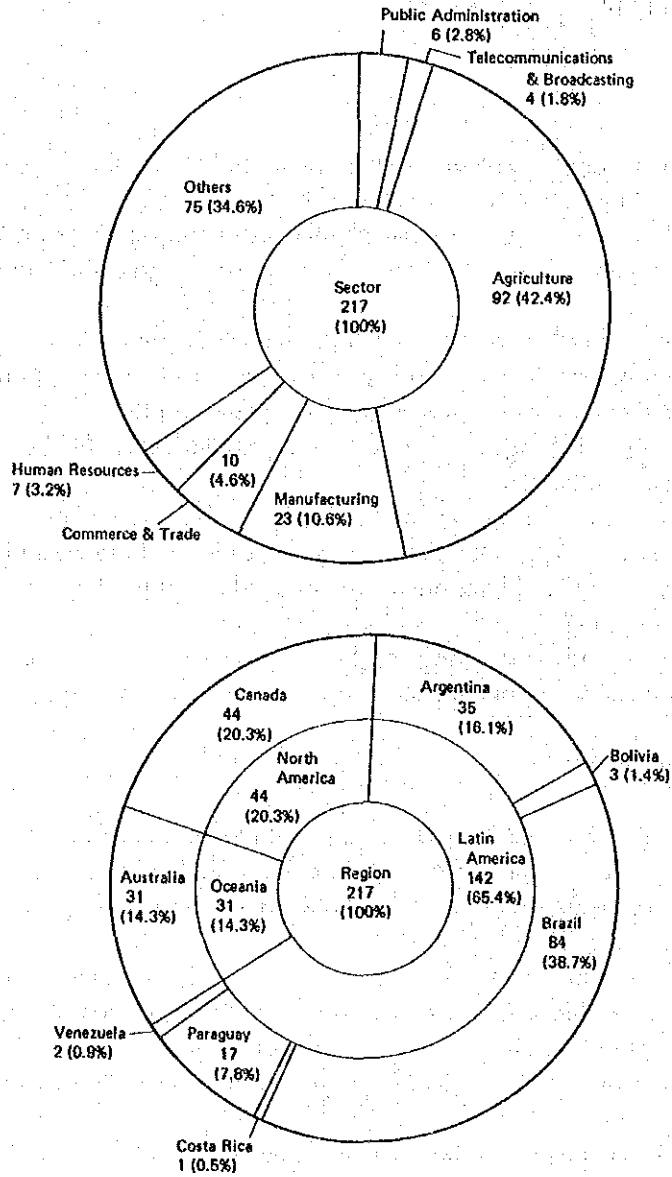
During fiscal 1983, 142 Japanese emigrated to six Latin American countries — Brazil, Paraguay, Argentina, Bolivia, Costa Rica and Venezuela. Qualification certificates for the emigration to Canada were issued to 44 persons. Australia accepted 21 persons.

Consultations about overseas emigration totaled 3,282 cases during fiscal 1983 (488 cases for Latin America, 1,884 cases for North America, and Australia, and 910 for other destinations). Subjects of consultation cover a wide range, including the latest information on social conditions of the destination countries and the type of emigration.

As for the assistance to Japanese emigrants abroad, the Agency extended financial aids to them for improvement of medical services, which are the basis for stabilization of their lives, for educational facilities, for construction of roads and for electricity supply for settlements. Loans were also provided for agricultural management.

Fig. 1 Emigration by Sector and Region (1983)

Unit: Person



Chapter 6.

Recruiting and Training of Qualified Japanese Experts for Technical Cooperation

1. Outline

While there are many capable persons in technical fields in Japan, the present employment system is hampering the recruitment of qualified experts for assignment to overseas technical cooperation activities. To improve this situation, the Agency has adopted the Experts Registration System and the Experts Pooling System which are aimed at pooling experts who have returned to Japan after completion of their overseas assignments or other experts who have expressed their intention to be dispatched abroad. For the smooth recruitment of qualified persons, the Agency has also adopted the Domestic Wage Supplement System for local public bodies and private enterprises which are cooperative in releasing their employees for overseas assignment.

To further improve the quality of experts, the Agency conducts pre-departure training courses in foreign languages and in technical fields, and medium-term training courses in Japan and abroad, which provide extensive training on foreign languages and specialized techniques for experts to be assigned overseas in the near future, and also long-term training courses at well-known research institutes or universities in foreign countries to train highly qualified technical experts who will seek their career in technical cooperation.

The Agency established the Institute for International Cooperation as an affiliated organ in Oct. 1982. The Institute recruits and trains Japanese experts who will seek their career in technical cooperation. It also gathers information on the experiences and performances of Japanese experts in cooperation activities and on the basis of it, studies effective methods of technology transfer to developing countries.

2. Performance in 1983

In fiscal 1983 the institute recruited eight career experts as development specialists who will be involved in JICA's cooperation activities throughout their careers.

This programme was conducted as follows:

Orientation and Training Programmes in 1983

Programmes	Participants
Pre-Departure Orientation Programme	583
Individual Language Training Programme	33
Technical Training Programme	72
Would-be Experts Training Programme	112
Overseas Training Programme	29
Special Technical Training Programme	6
Comprehensive Training Programme	383
Total	1,218 Persons

Appendix (Statistics)

Performance of Technical Cooperation by Region, Country, Type of Cooperation and Sector (As of March 31, 1984)

Region, Country, Organization	Sector	Total	Planning & Administration			Public Works & Utilities			Agriculture, Forestry & Fisheries			Mining & Industry		Energy		Commerce & Tourism		Human Resources Development		Public Health & Medicine	Social Welfare	Others
			Development Planning	Public Administration	Public Works	Trans- portation	Social Infra- structure	Telecommu- nication	Broadbanding	Agriculture	Livestock & Farming	Forestry	Fisheries	Mining	Manu- facturing	Energy	Commerce & Trade	Tourism	Human Resources			
Bangladesh	Trainees	923	16	136	4	73	59	89	136	16	7	20	16	140	9	40	11	18	4	109	13	7
	Experts	92	13	3	1	5	6	21	8	1	4	21	2	21	1	2	1	2	1	12	4	1
	Survey Team Members	245	3	1	1	14	101	18	18	1	1	5	13	11	1	1	1	11	1	79	1	7
	Volunteers	52	1	1	1	1	1	1	1	1	1	1	1	1	1	1	1	1	1	26	1	1
	Total	1,045	4	159	14	126	78	60	159	30	40	32	49	169	15	15	10	43	3	113	11	16
Bhutan	Trainees	102	1	28	1	1	7	31	2	1	1	1	4	1	1	3	10	5	1	1	1	9
	Experts	14	1	5	1	2	6	6	1	1	1	1	1	1	1	1	1	1	1	1	1	1
	Survey Team Members	87	1	1	1	1	1	1	1	1	1	1	1	1	1	1	1	1	1	1	1	1
	Volunteers	2	1	1	1	1	1	1	1	1	1	1	1	1	1	1	1	1	1	1	1	1
	Total	102	1	28	1	1	7	31	2	1	1	1	1	4	1	1	3	10	5	1	1	1
Burma	Trainees	1,045	4	58	14	126	78	60	159	30	40	32	49	169	15	15	10	43	3	113	11	16
	Experts	132	1	10	1	5	10	5	20	2	5	3	10	33	1	1	1	4	1	18	2	2
	Survey Team Members	365	10	1	1	25	40	33	64	11	19	1	60	66	1	1	1	22	1	90	1	5
	Volunteers	58	1	1	1	3	14	7	7	5	1	1	17	22	1	1	1	1	1	9	1	2
	Total	1,610	15	70	17	154	134	105	261	68	84	37	126	212	18	18	13	72	6	230	14	23

* Cumulative operations (April 1954 - March 1984)

** Operations in FY 1983

*** Of FY 1983 operations, only those continued from FY 1982 on.

Region, Country, Organization	Sector	Total	Planning & Administration			Public Works & Utilities				Agriculture, Forestry & Fisheries				Mining & Industry		Energy		Commerce & Tourism			Human Resources Development			Public Health & Medicine		Social Welfare		Others		
			Development Planning	Public Administration	Public Works	Transportation	Social Infrastructure	Telecommunications & Broadcasting	Agriculture	Livestock & Farming	Forestry	Fisheries	Mining	Manufacturing	Electricity	Commerce & Trade	Tourism	Human Resources	Science & Culture	Public Health	Medicine	Social Welfare	Others							
Cambodia	Trainees	443	4	49	10	30	23	64	107	35	10	5	3	24	2	10	5	47	1	8	1	7								
	Experts	195	(-)	(-)	(-)	(-)	7	45	49	23	1	1	3	(-)	(-)	(-)	(-)	11	(-)	46	(-)	3								
	Survey Team Members	98	(-)	(-)	(-)	(-)	(-)	(-)	24	(-)	(-)	(-)	(-)	(-)	(-)	(-)	(-)	(-)	(-)	(-)	(-)	(-)	(-)	(-)	(-)	(-)	(-)	(-)		
	Volunteers	16	(-)	(-)	(-)	(-)	(-)	(-)	(-)	(-)	(-)	(-)	(-)	(-)	(-)	(-)	(-)	(-)	(-)	(-)	(-)	(-)	(-)	(-)	(-)	(-)	(-)	(-)	(-)	
China	Trainees	763	4	46	2	129	40	33	68	6	8	9	16	84	19	85	1	2	30	130	11	41								
	Experts	368	3	9	1	26	9	6	34	1	4	6	32	32	6	24	1	1	27	62	1	1								
	Survey Team Members	922	10	(-)	(-)	29	2	11	4	(-)	(-)	(-)	(-)	(-)	(-)	(-)	(-)	(-)	(-)	(-)	(-)	(-)	(-)	(-)	(-)	(-)	(-)	(-)	(-)	
	Volunteers	402	3	(-)	(-)	72	68	(-)	57	173	10	(-)	42	109	9	5	(-)	(-)	(-)	(-)	(-)	(-)	(-)	(-)	(-)	(-)	(-)	(-)	(-)	
India	Trainees	1,619	21	230	10	160	70	56	442	19	11	86	17	243	28	41	4	67	3	82	9	19								
	Experts	198	(-)	(-)	(-)	(-)	(-)	(-)	(-)	(-)	(-)	(-)	(-)	(-)	(-)	(-)	(-)	(-)	(-)	(-)	(-)	(-)	(-)	(-)	(-)	(-)	(-)	(-)	(-)	
	Survey Team Members	183	4	(-)	(-)	(-)	(-)	(-)	(-)	(-)	(-)	(-)	(-)	(-)	(-)	(-)	(-)	(-)	(-)	(-)	(-)	(-)	(-)	(-)	(-)	(-)	(-)	(-)	(-)	
	Volunteers	131	(-)	(-)	(-)	(-)	(-)	(-)	(-)	(-)	(-)	(-)	(-)	(-)	(-)	(-)	(-)	(-)	(-)	(-)	(-)	(-)	(-)	(-)	(-)	(-)	(-)	(-)	(-)	
Indonesia	Trainees	4,828	81	499	46	552	368	303	693	105	147	211	131	514	99	166	56	228	37	496	29	87								
	Experts	683	5	30	5	64	46	33	60	12	18	6	13	51	9	7	1	22	9	34	9	1								
	Survey Team Members	1,284	63	35	47	125	191	73	439	41	122	69	59	92	33	7	(-)	(-)	(-)	(-)	(-)	(-)	(-)	(-)	(-)	(-)	(-)	(-)	(-)	(-)
	Volunteers	603	7	(-)	(-)	(-)	(-)	(-)	(-)	(-)	(-)	(-)	(-)	(-)	(-)	(-)	(-)	(-)	(-)	(-)	(-)	(-)	(-)	(-)	(-)	(-)	(-)	(-)	(-)	(-)

Region, Country, Organization	Sector	Type of Cooperation	Sector										Total										
			Planning & Administration		Public Works & Utilities		Agriculture, Forestry & Fisheries			Mining & Industry		Energy		Commerce & Tourism		Human Resources Development		Public Health & Medicine		Social Welfare		Others	
			Development Planning	Public Administration	Public Works	Transportation	Social Infrastructure	Telecommunications & Broadcasting	Agriculture	Livestock & Farming	Forestry	Fisheries	Mining	Manufacturing	Energy	Commerce & Trade	Tourism	Human Resources	Culture & Science	Public Health	Medicine	Social Welfare	Others
Mongolia		Trainees	29	-	-	-	-	-	2	-	-	-	-	-	23	-	-	-	-	4	-	-	-
		Experts	5	-	-	-	-	-	-	-	-	-	-	-	5	-	-	-	-	-	-	-	-
		Survey Team Members	759	18	149	7	13	45	55	157	7	6	6	3	64	24	40	12	48	4	83	9	9
		Volunteers	87	1	14	2	4	4	6	16	1	-	-	-	14	3	2	1	1	2	14	2	2
		Total	(13)	(2)	(2)	(1)	(1)	(2)	(5)	(5)	(-)	(-)	(-)	(-)	(2)	(-)	(-)	(-)	(-)	(-)	(3)	(-)	(-)
Nepal		Trainees	267	5	2	6	1	21	1	53	1	1	10	47	27	1	7	11	11	15	1	1	4
		Experts	54	-	-	-	-	-	-	8	-	-	-	-	6	(6)	(6)	(-)	(-)	(-)	(6)	(-)	(-)
		Survey Team Members	447	8	-	5	18	62	48	51	-	-	-	-	46	73	-	-	-	-	73	-	63
		Volunteers	85	-	-	-	-	-	-	5	-	-	-	-	11	-	-	-	-	-	12	-	2
		Total	274	2	2	3	2	46	16	48	5	10	1	9	1	(-)	(-)	(-)	(-)	(-)	69	(-)	18
Pakistan		Trainees	75	1	1	-	-	14	1	13	4	2	1	3	7	-	-	24	3	7	-	-	-
		Experts	15	-	-	-	-	-	-	-	-	-	-	-	-	-	-	-	-	-	-	-	-
		Survey Team Members	670	27	-	44	257	96	74	24	-	-	11	13	40	43	-	-	11	11	24	-	6
		Volunteers	43	7	-	-	-	15	5	-	-	-	-	-	-	-	-	-	-	-	-	-	3
		Total	1,115	24	154	9	86	42	181	128	11	9	25	6	230	31	42	11	35	6	65	1	19
Philippines		Trainees	75	-	11	-	10	2	14	8	1	2	-	-	13	2	2	-	-	3	6	1	-
		Experts	272	2	-	2	9	1	18	56	3	1	15	7	36	1	1	-	9	-	4	-	12
		Survey Team Members	15	-	-	-	-	-	9	-	-	-	-	-	6	-	-	-	-	-	-	-	-
		Volunteers	(10)	-	-	-	-	-	(8)	(-)	(-)	(-)	(-)	(-)	(2)	(-)	(-)	(-)	(-)	(-)	(-)	(-)	6
		Total	670	27	-	44	257	96	74	24	-	-	11	13	40	43	-	-	11	11	24	-	6
Singapore		Trainees	3,282	56	355	43	339	230	198	485	65	115	132	72	429	61	74	21	197	11	312	41	46
		Experts	305	3	25	6	44	20	20	42	4	13	10	6	47	9	3	1	12	5	25	9	1
		Survey Team Members	(34)	-	(2)	(1)	(3)	(1)	(9)	(-)	(1)	(-)	(-)	(-)	(1)	(-)	(-)	(-)	(-)	(-)	(2)	(-)	(-)
		Volunteers	837	7	30	2	135	61	39	77	-	75	36	20	115	4	5	1	80	8	131	1	10
		Total	176	-	-	2	28	2	20	23	-	27	2	2	18	3	-	1	15	8	21	1	3
Mongolia		Trainees	(61)	-	-	-	-	-	(1)	(12)	(13)	(-)	(-)	(-)	(2)	(-)	(-)	(-)	(-)	(-)	(4)	(-)	(2)
		Experts	3,207	222	29	64	429	475	97	544	6	132	61	314	234	343	3	-	61	17	88	7	81
		Survey Team Members	500	7	26	10	85	78	32	94	-	13	16	18	42	57	-	-	9	-	13	-	1
		Volunteers	(15)	-	-	-	-	-	-	(-)	(-)	(-)	(-)	(-)	(5)	(-)	(-)	(-)	(-)	(-)	(-)	(-)	(-)
		Total	588	3	-	10	6	18	21	25	68	5	54	-	36	-	-	-	50	3	7	-	22
Pakistan		Trainees	120	1	-	-	-	-	3	-	-	-	-	-	36	-	-	-	22	4	-	-	-
		Experts	(90)	(1)	-	-	-	(3)	(-)	(22)	(12)	(7)	(7)	(-)	(28)	(-)	(-)	(-)	(13)	(3)	(-)	(-)	(-)
		Survey Team Members	1,428	32	279	20	140	118	124	12	15	11	35	-	140	14	37	1	172	12	81	94	91
		Volunteers	205	2	23	4	16	15	12	12	1	1	-	-	25	1	9	-	57	9	6	44	2
		Total	(24)	(3)	(3)	(-)	(-)	(-)	(-)	(-)	(-)	(-)	(-)	(-)	(5)	(-)	(-)	(-)	(-)	(7)	(6)	(6)	(2)
Singapore		Trainees	377	3	31	2	9	28	47	-	2	-	3	-	19	1	-	195	-	20	10	7	7
		Experts	118	-	4	1	1	4	2	-	-	-	-	-	1	1	-	-	103	-	1	1	1
		Survey Team Members	(30)	(-)	(1)	(1)	(-)	(2)	(2)	(-)	(-)	(-)	(-)	(-)	(1)	(-)	(-)	(-)	(23)	(-)	(-)	(-)	(-)
		Volunteers	210	-	54	-	33	10	4	-	-	-	-	-	9	-	-	-	68	-	-	-	-
		Total	54	(-)	20	(-)	(-)	(-)	(-)	(-)	(-)	(-)	(-)	(-)	(-)	(-)	(-)	(-)	(-)	(-)	(-)	(-)	(-)

Region, Country, Organisation	Sector	Type of Cooperation	Planning & Administration		Public Works & Utilities				Agriculture, Forestry & Fisheries				Mining & Industry		Energy		Commerce & Tourism		Human Resources Development		Public Health & Medicine		Social Welfare		Others	
			Develop. Plan	Admin. Plan	Public Works	Trans- portation	Social Infra- structure	Telecommu- nications & Broadcasting	Agriculture	Livestock & Farming	Forestry	Fisheries	Mining	Manufacturing	Electricity	Gas	Commerce & Trade	Tourism	Human Resources	Science & Technology	Public Health	Medicine	Welfare	Others		
Taiwan	Trainees	***	1,850	10	140	26	103	74	102	467	118	46	102	60	148	33	50	7	213	1	118	1	32			
	Experts	***	(-)	(-)	(-)	(-)	(-)	(-)	(-)	(-)	(-)	(-)	(-)	(-)	(-)	(-)	(-)	(-)	(-)	(-)	(-)	(-)	(-)	(-)	(-)	(-)
	Survey Team Members	***	198	3	1	14	13	16	29	5	4	14	37	18	6	6	3	1	12	1	17	1	6			
Hong Kong	Trainees	***	81	(-)	(-)	(-)	(-)	(-)	(-)	(-)	(-)	(-)	(-)	(-)	(-)	(-)	(-)	(-)	(-)	(-)	(-)	(-)	(-)	(-)	(-)	(-)
	Experts	***	(-)	(-)	(-)	(-)	(-)	(-)	(-)	(-)	(-)	(-)	(-)	(-)	(-)	(-)	(-)	(-)	(-)	(-)	(-)	(-)	(-)	(-)	(-)	(-)
	Survey Team Members	***	(-)	(-)	(-)	(-)	(-)	(-)	(-)	(-)	(-)	(-)	(-)	(-)	(-)	(-)	(-)	(-)	(-)	(-)	(-)	(-)	(-)	(-)	(-)	(-)
Molucca	Trainees	***	126	1	58	1	23	2	1	3	2	1	1	24	1	1	1	1	1	1	3	8				
	Experts	***	30	13	1	6	1	1	1	1	1	1	1	5	1	1	1	1	1	1	1	3				
	Survey Team Members	***	(4)	(5)	(-)	(-)	(-)	(-)	(-)	(-)	(-)	(-)	(-)	(-)	(-)	(-)	(-)	(-)	(-)	(-)	(-)	(-)	(-)	(-)	(-)	(-)
Mekong	Trainees	***	125	(-)	(-)	(-)	79	46	(-)	(-)	(-)	(-)	(-)	(-)	(-)	(-)	(-)	(-)	(-)	(-)	(-)	(-)	(-)	(-)	(-)	(-)
	Experts	***	(-)	(-)	(-)	(-)	(-)	(-)	(-)	(-)	(-)	(-)	(-)	(-)	(-)	(-)	(-)	(-)	(-)	(-)	(-)	(-)	(-)	(-)	(-)	(-)
	Survey Team Members	***	342	(-)	(-)	(-)	(-)	228	(-)	3	(-)	(-)	(-)	(-)	8	(-)	(-)	(-)	(-)	(-)	(-)	(-)	(-)	(-)	(-)	(-)
Unspecified	Trainees	***	20	(-)	(-)	1	1	(-)	2	1	(-)	(-)	(-)	2	2	(-)	(-)	(-)	(-)	(-)	(-)	(-)	(-)	(-)	(-)	(-)
	Experts	***	107	22	10	(-)	26	8	5	6	1	2	1	2	(-)	(-)	(-)	(-)	(-)	(-)	(-)	(-)	(-)	(-)	(-)	(-)
	Survey Team Members	***	1,289	140	35	(-)	46	129	72	281	19	64	12	39	52	(-)	(-)	(-)	(-)	(-)	(-)	(-)	(-)	(-)	(-)	(-)
Total for Asia	Trainees	***	30,462	503	3,830	378	2,703	1,840	2,151	4,899	740	568	1,250	524	3,458	538	892	242	1,982	139	2,825	362	638			
	Experts	***	2,840	28	326	80	264	191	185	332	44	64	71	50	501	65	71	9	132	78	258	102	9			
	Survey Team Members	***	(424)	(1)	(52)	(3)	(27)	(7)	(3)	(97)	(20)	(10)	(23)	(17)	(58)	(5)	(1)	(-)	(26)	(1)	(58)	(9)	(6)			
Volunteers	Trainees	***	9,068	211	207	116	630	666	607	1,506	191	278	331	215	631	144	122	8	810	31	2,053	32	129			
	Experts	***	1,382	22	31	23	131	65	74	289	26	76	29	26	137	31	14	1	173	27	197	11	19			
	Survey Team Members	***	(502)	(5)	(5)	(10)	(46)	(32)	(40)	(155)	(15)	(28)	(15)	(12)	(50)	(9)	(-)	(-)	(40)	(2)	(48)	(2)	(7)			
Total for Asia	Trainees	***	20,408	1,117	160	944	2,779	2,943	1,059	5,224	155	618	337	1,029	1,311	34	155	552	52	101	27	201	15	57		
	Experts	***	3,102	147	72	181	646	329	242	426	44	69	60	116	203	155	11	(-)	(-)	(-)	(-)	(-)	(-)	(-)		
	Survey Team Members	***	(91)	(-)	(-)	(24)	(10)	(19)	(5)	(-)	(-)	(-)	(-)	(-)	(-)	(-)	(-)	(-)	(-)	(-)	(-)	(-)	(-)	(-)		
Total for Asia	Trainees	***	2,055	11	10	26	25	159	120	652	133	20	100	10	256	14	1	278	26	113	3	98				
	Experts	***	453	7	3	2	1	26	7	103	30	10	26	1	105	1	1	1	90	27	14	1	1			
	Survey Team Members	***	(301)	(2)	(3)	(-)	(1)	(17)	(3)	(82)	(20)	(9)	(16)	(1)	(73)	(1)	(-)	(-)	(46)	(16)	(11)	(-)	(-)	(-)		

Region, Country, Organization	Sector	Type of Cooperation	Planning & Administration		Public Works & Utilities			Agriculture, Forestry & Fisheries				Mining & Industry		Energy		Commerce & Tourism		Human Resources Development		Public Health & Medicine	Social Welfare	Others			
			Develop. Planning	Public Admin. Training	Public Works	Trans. Pollution	Social Infra. Structure	Telecomm. Broadbanding	Agriculture	Livestock Farming	Forestry	Fisheries	Mining	Manufacturing	Energy	Commerce & Trade	Tourism	Human Resources	Science & Culture						
Afghanistan	Trainees	..	437	3	65	24	11	16	68	66	9	6	2	9	44	4	11	3	6	1	87	1	3		
	Experts	..	(-)	(-)	(-)	(-)	(-)	(-)	(-)	(-)	(-)	(-)	(-)	(-)	(-)	(-)	(-)	(-)	(-)	(-)	(-)	(-)	(-)	(-)	
	Survey Team Members	..	121	3	18	1	2	13	8	1	1	1	1	3	7	1	1	1	10	1	55	1	1	9	
Algeria	Trainees	..	68	1	1	1	4	31	6	2	1	1	3	12	1	1	1	1	2	1	5	1	1	1	
	Experts	..	(2)	(-)	(-)	(-)	(-)	(0)	(-)	(-)	(-)	(-)	(-)	(-)	(-)	(-)	(-)	(-)	(-)	(-)	(-)	(-)	(-)	(-)	
	Survey Team Members	..	10	1	1	8	9	7	2	1	1	1	1	1	2	1	1	1	10	1	25	1	1	1	
Bahrain	Trainees	..	16	1	4	1	2	2	1	1	1	1	1	1	1	3	1	1	3	1	1	1	1	1	1
	Experts	..	(-)	(-)	(-)	(-)	(-)	(-)	(-)	(-)	(-)	(-)	(-)	(-)	(-)	(-)	(-)	(-)	(-)	(-)	(-)	(-)	(-)	(-)	(-)
	Survey Team Members	..	2	1	1	1	1	1	1	1	1	1	1	1	1	1	1	1	2	1	1	1	1	1	1
Egypt	Trainees	..	1,271	37	78	16	232	58	170	92	12	3	12	19	177	28	49	9	115	3	133	16	12	12	
	Experts	..	143	3	7	3	25	5	15	28	1	1	1	1	24	1	3	1	3	1	14	1	1	1	
	Survey Team Members	..	282	14	6	1	100	10	13	23	4	1	24	18	18	1	1	2	23	1	34	1	1	1	
Iran	Trainees	..	1,095	36	135	18	94	86	158	146	9	7	28	28	111	42	29	8	55	1	85	1	18	1	
	Experts	..	49	5	2	1	4	2	8	1	1	1	6	1	13	4	1	1	1	1	1	1	1	1	
	Survey Team Members	..	251	6	3	1	19	24	60	27	1	1	8	3	35	3	1	1	31	1	27	1	1	1	

MIDDLE EAST

Region, Country, Organisation	Sector		Public Works & Utilities												Agriculture, Forestry & Fisheries				Mining & Industry		Energy		Commerce & Tourism		Human Resource Development			Public Health A		Social Welfare	Others
	Type of Cooperation	Total	Develop- mental Planning	Public Adminis- tration	Public Works	Trans- portation	Social Infra- structure	Telecommu- nications & Broadcasting	Agriculture	Livestock Farming	Forestry	Fisheries	Mining	Mining & Facturing	Energy	Commerce & Trade	Tourism	Human Resources	Science & Culture	Public Health A	Social Welfare	Others									
Iraq	Trainees	670	27	97	12	77	64	112	20	5	5	7	6	93	12	30	5	40	2	45	10	1									
	Experts	50	2	3	1	8	9	7	1	1	1	1	1	5	2	1	1	2	1	5	3	1									
		(2)	(-)	(-)	(-)	(1)	(1)	(1)	(-)	(-)	(-)	(-)	(-)	(-)	(-)	(-)	(-)	(-)	(-)	(-)	(-)	(-)	(-)								
		86	6	2	1	2	5	6	1	1	1	1	1	41	1	1	1	16	1	2	1	4	1								
Iraq	Survey Team Members	14	-	-	-	-	-	-	-	-	-	-	-	13	-	-	-	-	-	-	-	-	-								
		(-)	(-)	(-)	(-)	(-)	(-)	(-)	(-)	(-)	(-)	(-)	(-)	30	(-)	(-)	(-)	(-)	(-)	(-)	(-)	(-)	(-)								
		89	1	7	1	1	1	11	34	1	1	1	1	40	1	1	1	7	1	1	1	1	1								
		(-)	(-)	(-)	(-)	(-)	(-)	(-)	(-)	(-)	(-)	(-)	(-)	7	(-)	(-)	(-)	(-)	(-)	(-)	(-)	(-)	(-)								
Israel	Trainees	5	-	-	-	-	-	-	-	-	-	-	-	-	-	-	-	-	-	-	-	-									
		(-)	(-)	(-)	(-)	(-)	(-)	(-)	(-)	(-)	(-)	(-)	(-)	(-)	(-)	(-)	(-)	(-)	(-)	(-)	(-)	(-)	(-)								
		150	14	11	1	6	10	55	10	1	1	2	1	16	7	2	1	11	1	1	3	1	1								
		(1)	(-)	(-)	(-)	(-)	(-)	(2)	(-)	(-)	(-)	(-)	(-)	(-)	(-)	(-)	(-)	(-)	(-)	(-)	(-)	(-)	(-)								
Jordan	Experts	26	-	6	-	-	-	18	-	-	-	-	2	1	-	-	-	-	-	-	-	-	-								
		(2)	(-)	(-)	(-)	(-)	(-)	3	(-)	(-)	(-)	(-)	(-)	(-)	(-)	(-)	(-)	(-)	(-)	(-)	(-)	(-)	(-)								
		150	49	1	19	40	25	1	1	1	1	1	1	13	1	1	1	4	1	1	1	1	1								
		(-)	(-)	(-)	(-)	(-)	(-)	(-)	(-)	(-)	(-)	(-)	(-)	(-)	(-)	(-)	(-)	(-)	(-)	(-)	(-)	(-)	(-)								
Kuwait	Trainees	117	5	4	1	3	79	1	1	1	1	1	1	9	1	1	1	7	1	3	1	1									
	Experts	10	1	1	1	5	1	1	1	1	1	1	1	1	1	1	1	1	1	1	1	1	1								
		(1)	(-)	(1)	(-)	(-)	(-)	(-)	(-)	(-)	(-)	(-)	(-)	(-)	(-)	(-)	(-)	(-)	(-)	(-)	(-)	(-)	(-)								
		25	1	1	1	5	7	1	1	1	1	1	1	1	1	1	1	1	1	1	1	1	1								
Lebanon	Trainees	21	-	-	3	1	3	2	2	2	4	1	1	3	1	1	1	1	1	1	1	1	1								
	Experts	14	-	-	-	-	-	-	-	-	-	-	-	-	-	-	-	-	-	-	-	-	-								
		(-)	(-)	(-)	(-)	(-)	(-)	(-)	(-)	(-)	(-)	(-)	(-)	(-)	(-)	(-)	(-)	(-)	(-)	(-)	(-)	(-)	(-)								
		6	1	1	1	6	1	1	1	1	1	1	1	1	1	1	1	1	1	1	1	1	1								

Region, Country, Organization	Sector	Total	Planning & Administration		Public Works & Utilities				Agriculture, Forestry & Fisheries				Mining & Industry		Energy		Commerce & Tourism			Human Resources Development		Public Health & Medicine		Social Welfare		Others	
			Develop- mental Planning	Public Admini- stration	Public Works	Trans- portation	Social Infra- structure	Telecommu- nications & Broadcasting	Agriculture	Livestock & Farming	Forestry	Fisheries	Mining	Manufacturing	Energy	Commerce & Trade	Tourism	Human Resources	Science & Culture	Public Health & Medicine	Social Welfare	Others					
Libya	Trainees	50	1	4	1	2	17	2	1	1	3	2	9	1	1	2	1	1	1	1	4						
	Experts	(-)	(-)	(-)	(-)	(-)	(-)	(-)	(-)	(-)	(-)	(-)	(-)	(-)	(-)	(-)	(-)	(-)	(-)	(-)	(-)						
	Survey Team Members	16	(-)	(-)	(-)	(-)	16	(-)	(-)	(-)	(-)	(-)	(-)	(-)	(-)	(-)	(-)	(-)	(-)	(-)	(-)						
Morocco	Trainees	81	2	8	4	6	9	6	2	1	2	14	6	5	4	3	1	1	3	2							
	Experts	(-)	(-)	(-)	(-)	(-)	(-)	(-)	(-)	(-)	(-)	(-)	(-)	(-)	(-)	(-)	(-)	(-)	(-)	(-)							
	Survey Team Members	139	1	1	1	24	1	1	1	1	9	105	1	1	1	1	1	1	1	1							
	Volunteers	215	1	1	1	2	30	1	1	1	13	13	1	1	1	1	1	1	1	1							
		(31)	(1)	(-)	(-)	(15)	(-)	(-)	(-)	(-)	(7)	(6)	(1)	(-)	(-)	(-)	(-)	(-)	(-)	(-)							
Oman	Trainees	27	1	2	1	5	2	8	2	1	1	1	2	1	1	1	1	1	1	2							
	Experts	(-)	(-)	(-)	(-)	(-)	(-)	(-)	(-)	(-)	(-)	(-)	(-)	(-)	(-)	(-)	(-)	(-)	(-)	(-)							
	Survey Team Members	198	29	1	1	65	1	49	1	35	22	1	1	1	1	1	1	1	1								
Qatar	Trainees	34	1	2	1	1	13	1	1	3	5	7	1	1	1	2	1	1	1	1							
	Experts	(-)	(-)	(-)	(-)	(-)	(-)	(-)	(-)	(-)	(-)	(-)	(-)	(-)	(-)	(-)	(-)	(-)	(-)	(-)							
	Survey Team Members	13	9	(-)	(-)	(-)	4	(-)	(-)	(-)	(-)	(-)	(-)	(-)	(-)	(-)	(-)	(-)	(-)	(-)							
Saudi Arabia	Trainees	360	5	18	9	11	36	76	2	1	7	114	6	1	1	54	1	17	1	3							
	Experts	(2)	(-)	(-)	(-)	(-)	(-)	(-)	(-)	(-)	(-)	(-)	(-)	(-)	(-)	(-)	(-)	(-)	(-)	(-)							
	Survey Team Members	228	6	2	6	5	56	17	1	7	37	49	2	1	1	34	1	1	1	10							
		50	(-)	(-)	(-)	(-)	(-)	(-)	(-)	(-)	(-)	(-)	(-)	(-)	(-)	(-)	(-)	(-)	(-)	(-)							
		(29)	(-)	(-)	(-)	(-)	(11)	(11)	(6)	(6)	(6)	(6)	(6)	(6)	(6)	(6)	(6)	(6)	(6)	(6)							
	46	(-)	(-)	(-)	(-)	(-)	(-)	(-)	(-)	(-)	(-)	(-)	(-)	(-)	(-)	(-)	(-)	(-)	(-)								

Region, Country, Organisation	Sector	Type of Cooperation	Planning & Administration		Public Works & Utilities			Agriculture, Forestry & Fisheries				Mining & Industry		Energy		Commerce & Tourism		Human Resources Development		Public Health & Medicine		Social Welfare		Others					
			Develop-ment Planning	Public Administration	Public Works	Trans-portion	Social Infra-structure	Telecommu-nications & Broadcasting	Agriculture	Livestock & Farming	Forestry	Fisheries	Mining	Manu- facturing	Electricity	Commerce & Trade	Tourism	Human Resources	Science & Culture	Public Health	Medicine	Social Welfare	Others						
Sudan	Trainees	Experts	352	6	33	1	34	16	70	46	3	1	14	1	36	7	7	11	35	1	27	3	1						
			(2)	(-)	(-)	(-)	(-)	2	11	(2)	(-)	(-)	(-)	(-)	1	(-)	(-)	(-)	(-)	(-)	(-)	(-)	(-)	(-)	(-)				
			30	(-)	(-)	2	(-)	6	10	2	(-)	(-)	(-)	(-)	(-)	(-)	(-)	(-)	(-)	(-)	(-)	(-)	(-)	(-)	(-)	(-)	(-)		
			8	(-)	(-)	(-)	(-)	(-)	4	(-)	(-)	(-)	(-)	(-)	(-)	(-)	(-)	(-)	(-)	(-)	(-)	(-)	(-)	(-)	(-)	(-)	(-)		
			(2)	(-)	(-)	(-)	(-)	(-)	(-)	(-)	(-)	(-)	(-)	(-)	(-)	(-)	(-)	(-)	(-)	(-)	(-)	(-)	(-)	(-)	(-)	(-)	(-)		
			160	2	(-)	6	32	8	47	6	(-)	(-)	(-)	(-)	(-)	(-)	(-)	(-)	(-)	(-)	(-)	(-)	26	(-)	(-)	(-)	(-)		
Sudan	Survey Team Members	Experts	21	(-)	(-)	(-)	(-)	8	(-)	(-)	(-)	(-)	(-)	(-)	(-)	(-)	(-)	(-)	(-)	(-)	7	(-)	(-)	(-)	(-)				
			(-)	(-)	(-)	(-)	(-)	(-)	(-)	(-)	(-)	(-)	(-)	(-)	(-)	(-)	(-)	(-)	(-)	(-)	(-)	(-)	(-)	(-)	(-)	(-)			
			(-)	(-)	(-)	(-)	(-)	(-)	(-)	(-)	(-)	(-)	(-)	(-)	(-)	(-)	(-)	(-)	(-)	(-)	(-)	(-)	(-)	(-)	(-)	(-)	(-)		
			(-)	(-)	(-)	(-)	(-)	(-)	(-)	(-)	(-)	(-)	(-)	(-)	(-)	(-)	(-)	(-)	(-)	(-)	(-)	(-)	(-)	(-)	(-)	(-)	(-)		
			(-)	(-)	(-)	(-)	(-)	(-)	(-)	(-)	(-)	(-)	(-)	(-)	(-)	(-)	(-)	(-)	(-)	(-)	(-)	(-)	(-)	(-)	(-)	(-)	(-)		
			(-)	(-)	(-)	(-)	(-)	(-)	(-)	(-)	(-)	(-)	(-)	(-)	(-)	(-)	(-)	(-)	(-)	(-)	(-)	(-)	(-)	(-)	(-)	(-)	(-)		
Syria	Trainees	Experts	167	10	7	5	20	18	25	5	19	(-)	5	3	13	10	4	1	10	1	10	1	1						
			16	1	1	2	1	3	1	(-)	(-)	(-)	(-)	(-)	(-)	(-)	(-)	(-)	(-)	(-)	(-)	(-)	(-)	(-)	(-)				
			(2)	(-)	(-)	(-)	(-)	(-)	(-)	(-)	(-)	(-)	(-)	(-)	(-)	(-)	(-)	(-)	(-)	(-)	(-)	(-)	(-)	(-)	(-)	(-)			
			55	(-)	(-)	1	3	7	(-)	1	37	(-)	2	(-)	(-)	(-)	(-)	(-)	(-)	(-)	(-)	(-)	(-)	(-)	(-)	(-)			
			2	(-)	(-)	(-)	(-)	(-)	(-)	(-)	(-)	(-)	(-)	(-)	(-)	(-)	(-)	(-)	(-)	(-)	(-)	(-)	(-)	(-)	(-)	(-)	(-)		
			(1)	(-)	(-)	(-)	(-)	(-)	(-)	(-)	(-)	(-)	(-)	(-)	(-)	(-)	(-)	(-)	(-)	(-)	(-)	(-)	(-)	(-)	(-)	(-)			
	Syria	Survey Team Members	Experts	17	(-)	(-)	(-)	(-)	(-)	(-)	(-)	(-)	(-)	(-)	(-)	(-)	(-)	(-)	(-)	(-)	(-)	(-)	(-)	(-)	(-)	(-)			
				(-)	(-)	(-)	(-)	(-)	(-)	(-)	(-)	(-)	(-)	(-)	(-)	(-)	(-)	(-)	(-)	(-)	(-)	(-)	(-)	(-)	(-)	(-)	(-)		
				(-)	(-)	(-)	(-)	(-)	(-)	(-)	(-)	(-)	(-)	(-)	(-)	(-)	(-)	(-)	(-)	(-)	(-)	(-)	(-)	(-)	(-)	(-)	(-)	(-)	
				(-)	(-)	(-)	(-)	(-)	(-)	(-)	(-)	(-)	(-)	(-)	(-)	(-)	(-)	(-)	(-)	(-)	(-)	(-)	(-)	(-)	(-)	(-)	(-)	(-)	
				(-)	(-)	(-)	(-)	(-)	(-)	(-)	(-)	(-)	(-)	(-)	(-)	(-)	(-)	(-)	(-)	(-)	(-)	(-)	(-)	(-)	(-)	(-)	(-)	(-)	
				(-)	(-)	(-)	(-)	(-)	(-)	(-)	(-)	(-)	(-)	(-)	(-)	(-)	(-)	(-)	(-)	(-)	(-)	(-)	(-)	(-)	(-)	(-)	(-)	(-)	
Tunisia	Trainees	Experts	76	(-)	3	1	3	1	8	1	1	17	1	8	8	1	1	2	13	1	12	1	1						
			6	(-)	(-)	(-)	(-)	(-)	(-)	(-)	(-)	(-)	(-)	(-)	(-)	(-)	(-)	(-)	(-)	(-)	(-)	(-)	(-)	(-)	(-)	(-)			
			(2)	(-)	(-)	(-)	(-)	(-)	(-)	(-)	(-)	(-)	(-)	(-)	(-)	(-)	(-)	(-)	(-)	(-)	(-)	(-)	(-)	(-)	(-)	(-)			
			52	2	(-)	(-)	(-)	(-)	(-)	(-)	(-)	(-)	(-)	(-)	(-)	(-)	(-)	(-)	(-)	(-)	(-)	(-)	(-)	(-)	(-)	(-)			
			4	(-)	(-)	(-)	(-)	(-)	(-)	(-)	(-)	(-)	(-)	(-)	(-)	(-)	(-)	(-)	(-)	(-)	(-)	(-)	(-)	(-)	(-)	(-)			
			(-)	(-)	(-)	(-)	(-)	(-)	(-)	(-)	(-)	(-)	(-)	(-)	(-)	(-)	(-)	(-)	(-)	(-)	(-)	(-)	(-)	(-)	(-)	(-)			
	Tunisia	Survey Team Members	Experts	71	(-)	(-)	(-)	(-)	(-)	(-)	(-)	(-)	(-)	(-)	(-)	(-)	(-)	(-)	(-)	(-)	(-)	(-)	(-)	(-)	(-)				
				(-)	(-)	(-)	(-)	(-)	(-)	(-)	(-)	(-)	(-)	(-)	(-)	(-)	(-)	(-)	(-)	(-)	(-)	(-)	(-)	(-)	(-)	(-)			
				(-)	(-)	(-)	(-)	(-)	(-)	(-)	(-)	(-)	(-)	(-)	(-)	(-)	(-)	(-)	(-)	(-)	(-)	(-)	(-)	(-)	(-)	(-)	(-)		
				(-)	(-)	(-)	(-)	(-)	(-)	(-)	(-)	(-)	(-)	(-)	(-)	(-)	(-)	(-)	(-)	(-)	(-)	(-)	(-)	(-)	(-)	(-)	(-)		
				(-)	(-)	(-)	(-)	(-)	(-)	(-)	(-)	(-)	(-)	(-)	(-)	(-)	(-)	(-)	(-)	(-)	(-)	(-)	(-)	(-)	(-)	(-)	(-)		
				(-)	(-)	(-)	(-)	(-)	(-)	(-)	(-)	(-)	(-)	(-)	(-)	(-)	(-)	(-)	(-)	(-)	(-)	(-)	(-)	(-)	(-)	(-)	(-)		
Turkey	Trainees	Experts	666	6	47	12	66	50	86	26	4	2	37	41	120	55	9	9	43	4	34	6	9						
			49	1	5	1	2	9	1	2	10	4	1	2	2	10	4	1	2	2	2	6	1	1					
			(4)	(-)	(-)	(-)	(-)	(-)	(-)	(-)	(-)	(-)	(-)	(-)	(-)	(-)	(-)	(-)	(-)	(-)	(-)	(-)	(-)	(-)	(-)	(-)			
			114	(-)	(-)	(-)	(-)	(-)	(-)	(-)	(-)	(-)	(-)	(-)	(-)	(-)	(-)	(-)	(-)	(-)	(-)	(-)	(-)	(-)	(-)	(-)			
			9	(-)	(-)	(-)	(-)	(-)	(-)	(-)	(-)	(-)	(-)	(-)	(-)	(-)	(-)	(-)	(-)	(-)	(-)	(-)	(-)	(-)	(-)	(-)			
			(2)	(-)	(-)	(-)	(-)	(-)	(-)	(-)	(-)	(-)	(-)	(-)	(-)	(-)	(-)	(-)	(-)	(-)	(-)	(-)	(-)	(-)	(-)	(-)			
	Turkey	Survey Team Members	Experts	181	(-)	9	(-)	(-)	(-)	(-)	(-)	(-)	(-)	(-)	(-)	(-)	(-)	(-)	(-)	(-)	(-)	(-)	(-)	(-)					
				10	(-)	4	(-)	(-)	(-)	(-)	(-)	(-)	(-)	(-)	(-)	(-)	(-)	(-)	(-)	(-)	(-)	(-)	(-)	(-)	(-)	(-)			
				(-)	(-)	(-)	(-)	(-)	(-)	(-)	(-)	(-)	(-)	(-)	(-)	(-)	(-)	(-)	(-)	(-)	(-)	(-)	(-)	(-)	(-)	(-)	(-)		
				(-)	(-)	(-)	(-)	(-)	(-)	(-)	(-)	(-)	(-)	(-)	(-)	(-)	(-)	(-)	(-)	(-)	(-)	(-)	(-)	(-)	(-)	(-)	(-)		
				(-)	(-)	(-)	(-)	(-)	(-)	(-)	(-)	(-)	(-)	(-)	(-)	(-)	(-)	(-)	(-)	(-)	(-)	(-)	(-)	(-)	(-)	(-)	(-)		
				(-)	(-)	(-)	(-)	(-)	(-)	(-)	(-)	(-)	(-)	(-)	(-)	(-)	(-)	(-)	(-)	(-)	(-)	(-)	(-)	(-)	(-)	(-)	(-)		

Region, Country, Organization	Sector	Type of Cooperation	Sector											Total	Others								
			Planing & Administration		Public Works & Utilities			Agriculture, Forestry & Fisheries			Mining & Industry		Commerce & Tourism			Human Resources Development		Public Health & Medicine	Social Welfare				
			Develop-ment	Admini-stration	Public Works	Trans-portion	Social Infra-structure	Telecommu-nication & Broad-casting	Agriculture	Livestock & Farming	Forestry	Fisheries	Mining	Manu-facturing	Energy	Commerce & Trade	Tourism	Human Resources	Science & Culture	Public Health & Medicine	Social Welfare		
North Yemen	***	Trainees	23	1	2	1	2	2	1	1	1	1	2	2	3	1	1	1	1	7	1		
		Experts	(-)	(-)	(-)	(-)	(-)	(-)	(-)	(-)	(-)	(-)	(-)	(-)	(-)	(-)	(-)	(-)	(-)	(-)	2	(-)	
		Survey Team Members	10	(-)	(-)	4	2	(-)	(-)	(-)	(-)	(-)	(-)	(-)	(-)	(-)	(-)	(-)	(-)	(-)	6	(-)	
		Total	102	(-)	24	30	(-)	(-)	(-)	(-)	(-)	(-)	(-)	(-)	(-)	(-)	(-)	(-)	(-)	(-)	11	(-)	
South Yemen	***	Trainees	11	1	1	3	1	3	1	1	1	1	1	1	1	1	1	1	1	1	1	1	
		Experts	(-)	(-)	(-)	(-)	(-)	(-)	(-)	(-)	(-)	(-)	(-)	(-)	(-)	(-)	(-)	(-)	(-)	(-)	(-)	(-)	
		Survey Team Members	2	(-)	(-)	(-)	(-)	(-)	(-)	(-)	(-)	(-)	(-)	(-)	(-)	(-)	(-)	(-)	(-)	(-)	(-)	(-)	
		Total	(-)	(-)	(-)	(-)	(-)	(-)	(-)	(-)	(-)	(-)	(-)	(-)	(-)	(-)	(-)	(-)	(-)	(-)	(-)	(-)	
United Arab Emirates	***	Trainees	58	1	7	8	4	19	1	1	1	3	2	2	3	1	1	4	1	3	1		
		Experts	(-)	(-)	(-)	(-)	(-)	(-)	(-)	(-)	(-)	(-)	(-)	(-)	(-)	(-)	(-)	(-)	(-)	(-)	(-)	(-)	
		Survey Team Members	9	(-)	(-)	(-)	(-)	(-)	(-)	(-)	(-)	(-)	(-)	(-)	(-)	(-)	(-)	(-)	(-)	(-)	(-)	(-)	
		Total	150	46	28	16	11	11	11	11	11	11	26	1	1	23	1	1	1	1	1	1	
Unspecified	***	Experts	13	1	1	8	(-)	(-)	(-)	(-)	(-)	(-)	(-)	(-)	(-)	(-)	(-)	(-)	(-)	(-)	(-)	(-)	
		Survey Team Members	(-)	(-)	(-)	(-)	(-)	(-)	(-)	(-)	(-)	(-)	(-)	(-)	(-)	(-)	(-)	(-)	(-)	(-)	(-)	(-)	
		Total	81	10	3	(-)	(-)	(-)	(-)	(-)	(-)	(-)	(-)	(-)	(-)	(-)	(-)	(-)	(-)	(-)	(-)	(-)	
		Total	18	3	3	(-)	(-)	(-)	(-)	(-)	(-)	(-)	(-)	(-)	(-)	(-)	(-)	(-)	(-)	(-)	(-)	(-)	
Total for Middle East	***	Trainees	5,755	154	529	101	585	380	1,011	434	67	24	138	142	780	205	150	53	409	12	470	50	
		Experts	438	12	33	12	46	35	70	47	4	(-)	14	14	66	18	4	2	25	7	43	6	
		Survey Team Members	(40)	(-)	(-)	(-)	(-)	(-)	(-)	(-)	(-)	(-)	(-)	(-)	(-)	(-)	(-)	(-)	(-)	(-)	(-)	(-)	(-)
		Total	1,510	57	22	25	154	153	168	101	46	1	138	78	168	23	4	2	138	(-)	206	2	24
Total for Middle East	***	Trainees	64	(-)	(-)	(-)	(-)	(-)	(-)	(-)	(-)	(-)	(-)	(-)	(-)	(-)	(-)	(-)	(-)	(-)	(-)	(-)	
		Experts	(-)	(-)	(-)	(-)	(-)	(-)	(-)	(-)	(-)	(-)	(-)	(-)	(-)	(-)	(-)	(-)	(-)	(-)	(-)	(-)	
		Survey Team Members	2,829	242	12	96	287	269	168	536	13	(-)	88	285	290	150	6	(-)	94	(-)	200	(-)	
		Total	391	1	3	(-)	(-)	(-)	(-)	(-)	(-)	(-)	(-)	(-)	(-)	(-)	(-)	(-)	(-)	(-)	(-)	(-)	(-)
Total for Middle East	***	Trainees	117	1	3	1	35	(-)	(-)	(-)	(-)	(-)	(-)	(-)	(-)	(-)	(-)	(-)	(-)	(-)	(-)	(-)	
		Experts	(-)	(-)	(-)	(-)	(-)	(-)	(-)	(-)	(-)	(-)	(-)	(-)	(-)	(-)	(-)	(-)	(-)	(-)	(-)	(-)	
		Survey Team Members	(-)	(-)	(-)	(-)	(-)	(-)	(-)	(-)	(-)	(-)	(-)	(-)	(-)	(-)	(-)	(-)	(-)	(-)	(-)	(-)	
		Total	(72)	(1)	(1)	(1)	(19)	(-)	(-)	(-)	(-)	(-)	(-)	(-)	(-)	(-)	(-)	(-)	(-)	(-)	(-)	(-)	

Region, Country, Organization	Sector	Type of Cooperation	Total	Planning & Administration		Public Works & Utilities				Agriculture, Forestry & Fisheries				Mining & Industry		Energy		Commerce & Tourism		Human Resources Development		Public Health & Medicine	Social Welfare	Others	
				Develop. Planing	Public Administ.	Public Works	Transportation	Social Infra-structure	Telecommunications & Broadcasting	Agriculture	Livestock & Farming	Forestry	Fisheries	Mining	Manufacturing	Energy	Commerce & Trade	Tourism	Human Resources	Science & Culture					
Comoros	Trainers		5				2																		
	Experts		2																						
	Survey Team Members		2																						
Congo	Trainers		3																						
	Experts		3																						
	Survey Team Members		2																						
Djibouti	Survey Team Members		3																						
	Trainers		2																						
Equatorial Guinea	Trainers		308	1	12	21	28	14	83	14	14	1	8	1	23	46	5	10	1	23	14	1	4		
	Experts		26		1	3	4	2	2	2	2	1	1	1	1	8				1	2				
	Survey Team Members		76		4	10	4	12	8	5	5				3	1	4			1	26				
Ethiopia	Trainers		112				19		36						14	4	21								
	Experts		107		4	3	12	22	16	12					1	11	1								
	Survey Team Members		21		1	1	6	1	3	1	1	1	1	1	1	1	1								
Gabon	Trainers		31						2	9					3										
	Experts		13						2	1															
	Survey Team Members		1																						

Region, Country, Organization	Sector		Planning & Administration		Public Works & Utilities				Agriculture, Forestry & Fisheries				Mining & Industry		Energy		Commerce & Tourism		Human Resource Development		Social Welfare		Others
	Type of Cooperation	Total	Development Planning	Public Administration	Public Works	Transportation	Social Infrastructure	Telecommunications	Agriculture	Livestock & Farming	Forestry	Fisheries	Mining	Manufacturing	Energy	Commerce & Trade	Tourism	Human Resources	Science & Culture	Public Health & Medicine	Social Welfare	Others	
Kenya	Trainers	449	2	15	10	30	55	103	54	4	24	1	40	11	15	2	37	1	35	4	9		
		77	-	4	3	11	14	14	(-)	(-)	(-)	(-)	(1)	3	1	1	4	(-)	6	1	1		
		(14)	(-)	(2)	(-)	(2)	(-)	(6)	(-)	(-)	(-)	(-)	(1)	(1)	(-)	(-)	(-)	(-)	(-)	(-)	(-)		
	Experts	360	13	16	1	18	33	43	9	1	5	6	21	4	4	(-)	61	(-)	129	1	6		
		98	-	6	1	6	11	9	(-)	(-)	(-)	(-)	13	2	4	(-)	30	(-)	18	(-)	3		
		(48)	(-)	(4)	(-)	(3)	(7)	(8)	(-)	(-)	(-)	(-)	(3)	(-)	(-)	(-)	(-)	(-)	(-)	(-)	(-)		
	Survey Team Members	596	14	26	108	183	15	47	21	1	8	10	9	1	21	(-)	51	(-)	42	4	23		
		152	(-)	79	7	7	(-)	(-)	(-)	(-)	(-)	(-)	(-)	(-)	(-)	(-)	11	(-)	(-)	(-)	(-)		
		(14)	(-)	(14)	(-)	(-)	(-)	(-)	(-)	(-)	(-)	(-)	(-)	51	2	(-)	118	(-)	(-)	(-)	(-)		
	Volunteers	489	5	4	2	52	85	34	32	1	3	2	20	(-)	(-)	(-)	40	(-)	(-)	(-)	1		
	146	4	(-)	(-)	28	12	32	(-)	(-)	(-)	(-)	(-)	(-)	(-)	(-)	(-)	(-)	(-)	(-)	(-)			
	(101)	(3)	(-)	(-)	(22)	(8)	(20)	(-)	(-)	(-)	(-)	(15)	(-)	(-)	(-)	(-)	(27)	(4)	(-)	(-)			
Lesotho	Trainers	6	1	2	1	1	1	3	1	1	1	1	1	1	1	1	1	1	1	1	1		
		1	(-)	(-)	(-)	(-)	(-)	(1)	(-)	(-)	(-)	(-)	(-)	(-)	(-)	(-)	(-)	(-)	(-)	(-)	(-)		
Liberia	Trainers	119	2	9	1	6	10	23	25	4	1	1	4	2	8	2	7	1	13	1	1		
		20	(-)	3	1	1	1	2	4	1	(-)	(-)	(2)	2	(-)	(-)	4	(-)	2	(-)	(-)		
		(3)	(-)	(-)	(-)	(-)	(-)	(1)	(-)	(-)	(-)	(-)	(-)	(-)	(-)	(-)	(-)	(-)	(-)	(-)	(-)		
	Experts	20	(-)	(-)	(-)	(-)	(-)	4	5	(-)	(-)	(-)	(-)	(-)	(-)	(-)	(-)	(-)	(-)	(-)	(-)		
		1	(-)	(-)	(-)	(-)	(-)	1	(-)	(-)	(-)	(-)	(-)	(-)	(-)	(-)	(-)	(-)	(-)	(-)	(-)		
		(-)	(-)	(-)	(-)	(-)	(-)	(-)	(-)	(-)	(-)	(-)	(-)	(-)	(-)	(-)	(-)	(-)	(-)	(-)	(-)		
	Survey Team Members	78	1	(-)	(-)	(-)	33	(-)	(-)	(-)	(-)	(-)	(-)	(-)	(-)	(-)	(-)	(-)	(-)	(-)	(-)		
		1	(-)	(-)	(-)	(-)	(-)	(-)	(-)	(-)	(-)	(-)	(-)	(-)	(-)	(-)	(-)	(-)	(-)	(-)	(-)		
		(-)	(-)	(-)	(-)	(-)	(-)	(-)	(-)	(-)	(-)	(-)	(-)	(-)	(-)	(-)	(-)	(-)	(-)	(-)	(-)		
	Volunteers	36	1	(-)	(-)	(-)	(-)	6	6	(-)	(-)	(-)	(-)	3	(-)	(-)	(-)	(-)	(-)	(-)	(-)		
	29	1	(-)	(-)	(-)	(-)	5	5	(-)	(-)	(-)	(-)	(-)	(-)	(-)	(-)	(-)	(-)	(-)	(-)			
	(20)	(1)	(-)	(-)	(-)	(-)	(3)	(2)	(-)	(-)	(-)	(-)	(-)	(-)	(-)	(-)	(-)	(-)	(-)	(-)			
Madagascar	Trainers	63	1	1	2	5	2	18	5	30	2	3	5	4	1	1	1	1	1	1	1		
		10	(-)	2	(-)	(-)	(-)	3	(-)	4	(-)	(-)	1	(-)	(-)	(-)	(-)	(-)	(-)	(-)	(-)		
		(3)	(-)	(2)	(-)	(-)	(-)	(-)	(-)	(2)	(-)	(-)	(-)	(-)	(-)	(-)	(-)	(-)	(-)	(-)	(-)		
	Experts	34	1	3	(-)	1	(-)	(-)	9	15	(-)	2	(-)	(-)	(-)	(-)	(-)	(-)	(-)	(-)	(-)		
		10	(-)	1	(-)	(-)	(-)	(-)	1	5	(-)	(-)	(-)	(-)	(-)	(-)	(-)	(-)	(-)	(-)	(-)		
		(5)	(-)	(-)	(-)	(-)	(-)	(-)	(-)	(4)	(-)	(-)	(-)	(-)	(-)	(-)	(-)	(-)	(-)	(-)	(-)		
	Survey Team Members	141	(-)	(-)	19	(-)	13	15	5	49	(-)	6	7	22	(-)	(-)	(-)	(-)	(-)	(-)	(-)		
		8	(-)	(-)	(-)	(-)	(-)	(-)	3	3	(-)	(-)	(-)	(-)	(-)	(-)	(-)	(-)	(-)	(-)	(-)		
		(-)	(-)	(-)	(-)	(-)	(-)	(-)	(-)	(-)	(-)	(-)	(-)	(-)	(-)	(-)	(-)	(-)	(-)	(-)	(-)		

Region, Country, Organisation	Sector		Total	Planning & Administration			Public Works & Utilities				Agriculture, Forestry & Fisheries				Mining & Industry			Commerce & Tourism			Human Resources Development			Social Welfare	Others		
	Type of Cooperation			Development Planning	Public Administration	Public Works	Transportation	Social Infrastructure	Telecommunications & Broadcasting	Agriculture	Livestock Farming	Forestry	Fisheries	Mining	Manufacturing	Energy	Commerce & Trade	Tourism	Human Resources	Science & Culture	Public Health & Medicine						
Seychelles	Trainees	***	7	-	-	-	-	-	1	-	-	-	-	-	-	-	1	-	-	-	-	-	-	-	-		
	Survey Team Members	***	5	-	-	-	-	-	-	-	-	-	-	-	-	-	-	-	-	-	-	-	-	-	-	-	
		***	(-)	3	-	-	-	-	-	-	-	-	-	-	-	-	-	-	-	-	-	-	-	-	-	-	
Sierra Leone	Trainees	***	25	2	1	1	3	1	4	4	1	1	1	3	1	1	1	1	1	1	1	1	1	1	1	1	
	Experts	***	3	-	-	-	-	-	-	-	-	-	-	-	-	-	-	-	-	-	-	-	-	-	-	-	-
	Survey Team Members	***	2	-	-	-	-	-	-	-	-	-	-	-	-	-	-	-	-	-	-	-	-	-	-	-	-
		***	(2)	-	-	-	-	-	-	-	-	-	-	-	-	-	-	-	-	-	-	-	-	-	-	-	-
Somalia	Trainees	***	28	3	1	1	7	1	6	1	1	1	1	1	1	1	1	1	1	1	1	1	1	1	1	1	
	Experts	***	3	-	-	-	-	-	-	-	-	-	-	-	-	-	-	-	-	-	-	-	-	-	-	-	-
	Survey Team Members	***	12	-	-	-	-	-	-	-	-	-	-	-	-	-	-	-	-	-	-	-	-	-	-	-	-
		***	(2)	-	-	-	-	-	-	-	-	-	-	-	-	-	-	-	-	-	-	-	-	-	-	-	-
Swaziland	Trainees	***	12	-	-	-	-	-	11	-	-	-	-	-	-	-	-	-	-	-	-	-	-	-	-	-	
	Experts	***	4	-	-	-	-	-	4	-	-	-	-	-	-	-	-	-	-	-	-	-	-	-	-	-	
	Survey Team Members	***	15	-	-	-	-	-	5	-	-	-	-	-	-	-	-	-	-	-	-	-	-	-	-	-	
		***	(4)	-	-	-	-	-	2	-	-	-	-	-	-	-	-	-	-	-	-	-	-	-	-	-	
Tanzania	Trainees	***	417	13	16	3	28	43	52	76	2	1	16	12	72	4	12	7	14	1	36	5	5	5	5	5	
	Experts	***	67	-	3	2	2	5	10	10	1	-	1	3	17	1	1	1	4	4	6	1	1	1	1	1	
	Survey Team Members	***	178	19	5	1	12	22	9	41	2	3	6	6	21	1	8	7	7	7	13	1	1	1	1	1	
		***	29	1	-	-	5	-	-	-	-	-	5	-	-	-	-	-	-	-	-	-	-	-	-	-	-
	Volunteers	***	391	1	2	-	19	47	6	150	28	2	19	4	43	2	2	1	1	11	4	1	1	1	1	1	
		***	84	2	1	-	23	1	16	5	5	2	2	30	2	1	1	1	1	1	2	1	1	1	1	1	
	***	(65)	(1)	(-)	(-)	(1)	(16)	(1)	(11)	(4)	(-)	(1)	(20)	(-)	(-)	(-)	(-)	(-)	(-)	(-)	(-)	(-)	(-)	(-)	(-)		

Region, Country, Organization	Sector	Type of Cooperation	Planning & Administration		Public Works & Utilities			Agriculture, Forestry & Fisheries				Mining & Industry		Energy		Commerce & Tourism		Human Resources Development		Public Health & Medicine		Social Welfare		Others
			Development	Public Administration	Public Works	Transportation	Social Infrastructure	Telecommunications	Water & Sewerage	Agriculture	Livestock Farming	Forestry	Fisheries	Mining	Manufacturing	Electricity	Commerce & Trade	Tourism	Human Resources	Science & Culture	Public Health	Medicine	Social Welfare	
Zambia	Trainers	82	3	9	7	1	31	2	1	1	1	1	1	1	1	1	1	1	1	1	1	1	1	1
	Experts	18	2	2	2	2	2	1	1	1	1	1	1	1	1	1	1	1	1	1	1	1	1	1
	Survey Team Members	10	1	1	1	1	1	1	1	1	1	1	1	1	1	1	1	1	1	1	1	1	1	1
	Volunteers	14	1	1	1	1	1	1	1	1	1	1	1	1	1	1	1	1	1	1	1	1	1	1
Zimbabwe	Trainers	12	1	1	1	1	1	1	1	1	1	1	1	1	1	1	1	1	1	1	1	1	1	1
	Experts	8	1	1	1	1	1	1	1	1	1	1	1	1	1	1	1	1	1	1	1	1	1	1
	Survey Team Members	65	5	20	6	2	18	1	1	1	1	1	1	1	1	1	1	1	1	1	1	1	1	1
	Volunteers	10	1	3	1	1	1	1	1	1	1	1	1	1	1	1	1	1	1	1	1	1	1	1
Unspecified	Experts	23	6	1	1	1	4	1	1	1	1	1	1	1	1	1	1	1	1	1	1	1	1	1
	Survey Team Members	323	54	3	4	4	11	4	11	4	4	11	19	30	5	1	1	1	1	1	1	1	1	1
	Volunteers	41	8	2	2	2	6	4	4	4	4	4	4	4	4	4	4	4	4	4	4	4	4	4
	Total	413	65	22	10	10	38	22	68	68	68	68	68	68	68	68	68	68	68	68	68	68	68	68
Total of Africa	Trainers	2,920	58	99	43	270	201	576	298	20	31	126	111	419	43	89	24	183	1	230	37	62	2	
	Experts	406	5	14	12	26	26	67	53	10	4	13	15	81	4	5	2	24	1	36	7	2		
	Survey Team Members	1,262	48	13	35	70	123	101	117	18	3	67	25	100	16	17	7	124	7	552	1	29		
	Volunteers	244	1	1	8	36	8	20	23	5	1	24	1	22	5	1	1	40	1	45	1	4		
Total of Africa	Trainers	3,066	141	3	143	359	677	166	390	49	10	138	155	168	164	92	31	214	14	271	45	64		
	Experts	374	10	1	28	113	7	7	67	3	3	25	29	4	26	1	1	22	1	26	1	14		
	Survey Team Members	1,903	13	27	11	107	276	171	315	71	12	75	1	203	5	1	1	382	14	167	1	56		
	Volunteers	619	16	10	4	91	38	61	113	1	7	15	1	113	1	1	1	120	14	63	1	7		
Total of Africa	Trainers	4,113	100	77	313	668	211	611	319	77	151	113	419	43	92	32	214	144	230	37	64	2		
	Experts	406	5	14	12	26	26	67	53	10	4	13	15	81	4	5	2	24	1	36	7	2		
	Survey Team Members	1,262	48	13	35	70	123	101	117	18	3	67	25	100	16	17	7	124	7	552	1	29		
	Volunteers	244	1	1	8	36	8	20	23	5	1	24	1	22	5	1	1	40	1	45	1	4		

Region, Country, Organization	Sector		Planning & Administration										Public Works & Utilities				Agriculture, Forestry & Fisheries				Mining & Industry		Energy		Commerce & Tourism		Human Resources Development		Public Health & Medicine		Social Welfare		Others	
	Type of Cooperation	Total	Development Planning	Public Administration	Public Utilities	Transportation	Social Infrastructure	Telecommunications & Broadcasting	Aquaculture	Livestock Farming	Forestry	Fisheries	Mining	Manufacturing	Energy	Commerce & Tourism	Trade & Tourism	Human Resources	Science & Culture	Public Health & Medicine	Social Welfare	Others												
Argentina	Trainers	455	16	14	4	95	8	69	26	4	4	17	25	36	55	16	9	7	3	64	1	2												
	Experts	80 (11)	2 (1)	14 (3)	1 (1)	14 (3)	1 (1)	8 (2)	7 (2)	1 (1)	1 (1)	3 (1)	7 (1)	6 (1)	5 (1)	1 (1)	1 (1)	2 (1)	2 (1)	18 (3)	1 (1)	1 (1)												
	Survey Team Members	119	1	20	3	7	4	37	1	1	1	8	4	4	1	1	1	3	1	2	2	1												
	Emigrants	26	(4)	(-)	(-)	10	(-)	(-)	(-)	(-)	(-)	1	1	1	(-)	(-)	(-)	(-)	(-)	(-)	(-)	(-)	(-)											
		219	3	3	1	8	1	1	30	1	1	15	89	15	38	12	1	1	12	1	6	1	2,540											
Barbados	Trainers	8	(-)	(-)	(-)	(-)	(-)	(-)	(-)	(-)	(-)	(-)	(-)	(-)	(-)	(-)	(-)	(-)	(-)	(-)	(-)	(-)												
	Experts	(-)	(-)	(-)	(-)	(-)	(-)	(-)	(-)	(-)	(-)	(-)	(-)	(-)	(-)	(-)	(-)	(-)	(-)	(-)	(-)	(-)												
	Survey Team Members	2	(-)	(-)	(-)	(-)	(-)	(-)	(-)	(-)	(-)	(-)	(-)	(-)	(-)	(-)	(-)	(-)	(-)	(-)	(-)	(-)												
	Emigrants	(2)	(-)	(-)	(-)	(-)	(-)	(-)	(-)	(-)	(-)	(-)	(-)	(-)	(-)	(-)	(-)	(-)	(-)	(-)	(-)	(-)												
		8	(-)	(-)	(-)	(-)	(-)	(-)	(-)	(-)	(-)	(-)	(-)	(-)	(-)	(-)	(-)	(-)	(-)	(-)	(-)	(-)	(-)											
Bolivia	Trainers	397	5	20	1	45	29	78	21	2	2	2	55	8	18	6	1	10	2	87	2	4												
	Experts	61 (14)	1 (-)	1 (-)	1 (-)	1 (-)	9 (3)	7 (2)	7 (2)	3 (1)	1 (1)	2 (1)	8 (1)	1 (1)	3 (1)	2 (1)	1 (1)	3 (1)	1 (1)	21 (9)	1 (1)	1 (1)												
	Survey Team Members	205	1	12	3	12	2	5	5	5	5	7	43	4	1	1	1	15	5	87	1	4												
	Emigrants	51 (22)	(-)	(-)	(-)	(-)	(-)	(-)	(-)	(-)	(-)	(-)	(-)	(-)	(-)	(-)	(-)	(-)	(-)	(-)	(-)	(-)												
		506	(-)	(-)	(-)	(-)	(-)	(-)	(-)	(-)	(-)	(-)	(-)	(-)	(-)	(-)	(-)	(-)	(-)	(-)	(-)	(-)	(-)											
Brazil	Trainers	1,607	69	113	35	148	80	111	253	31	32	48	43	185	74	83	10	69	8	174	25	16												
	Experts	214 (34)	7 (2)	11 (3)	14 (3)	14 (3)	8 (2)	7 (2)	29 (9)	6 (2)	1 (1)	2 (1)	14 (5)	33 (11)	4	5	3	12	5	38	8	1												
	Survey Team Members	487	7	8	44	21	9	127	9	52	13	30	53	33	19	5	1	58	(-)	70	1	3												
	Emigrants	102 (53)	2 (-)	6 (4)	3 (2)	3 (2)	3 (2)	16 (6)	297 (6)	6 (2)	9 (7)	1 (1)	9 (6)	11 (6)	1	1	1	13	(-)	(-)	(-)	(-)												
		773	71	45	16	46	1	1	46	58	5	5	70	51	6	10	6	23	9	40	6	29												
	1,889	(-)	(-)	(-)	(-)	(-)	(-)	(-)	(-)	(-)	(-)	(-)	(-)	(-)	(-)	(-)	(-)	(-)	(-)	(-)	(-)	(-)												
	84	(-)	(-)	(-)	(-)	(-)	(-)	(-)	(-)	(-)	(-)	(-)	(-)	(-)	(-)	(-)	(-)	(-)	(-)	(-)	(-)	(-)												
	53,333	(-)	(-)	(-)	(-)	(-)	(-)	(-)	(-)	(-)	(-)	(-)	(-)	(-)	(-)	(-)	(-)	(-)	(-)	(-)	(-)	(-)												
	84	(-)	(-)	(-)	(-)	(-)	(-)	(-)	(-)	(-)	(-)	(-)	(-)	(-)	(-)	(-)	(-)	(-)	(-)	(-)	(-)	(-)												
	53,094	(-)	(-)	(-)	(-)	(-)	(-)	(-)	(-)	(-)	(-)	(-)	(-)	(-)	(-)	(-)	(-)	(-)	(-)	(-)	(-)	(-)												

Region, Country, Organisation	Sector	Type of Cooperation	Total	Planning & Administration			Public Works & Utilities			Agriculture, Forestry & Fisheries				Mining & Industry		Commerce & Tourism			Human Resources Development			Social Welfare	Others
				Develop-mental Planning	Public Administration	Public Works	Trans-ports	Social Infra-structure	Telecommu-nication	Broad-casting	Agriculture	Livestock Rearing	Forestry	Fisheries	Mining	Mining & Industry	Energy	Commerce & Tourism	Trade	Tourism	Human Resources		
Chile	***	Trainers	404	7	19	5	63	14	34	9	4	6	46	27	45	35	8	2	18	1	72	7	3
		Experts	64	(1)	3	4	2	3	2	3	2	2	(1)	3	(1)	2	1	1	(-)	(-)	6	2	(-)
		Survey Team Members	177	(-)	2	23	-	4	1	4	2	1	19	24	12	4	1	1	1	1	44	(-)	1
		Emigrants	41	(-)	(-)	8	(-)	(-)	(-)	(-)	(-)	1	19	1	(-)	1	(-)	(-)	(-)	(-)	9	(-)	(-)
			(15)	(-)	(-)	43	(-)	5	(-)	(-)	(-)	5	69	110	12	28	(-)	(-)	(-)	(-)	(-)	13	(-)
Colombia	***	Trainers	401	9	20	6	35	29	75	23	3	9	23	12	37	40	28	2	6	1	59	4	1
		Experts	52	(-)	3	1	5	4	2	2	1	1	3	(-)	3	6	1	1	1	1	19	1	(-)
		Survey Team Members	79	(-)	1	6	1	4	4	4	2	1	12	3	14	8	6	(-)	(-)	(-)	9	(-)	(-)
		Emigrants	12	(-)	(-)	(-)	(-)	(-)	(-)	(-)	(-)	(-)	3	(-)	1	(-)	(-)	(-)	(-)	(-)	5	(-)	(-)
			(3)	(-)	(-)	13	116	(-)	44	(-)	31	2	36	70	17	34	(-)	(-)	(-)	(-)	(-)	16	(-)
Costa Rica	***	Trainers	178	4	8	2	43	5	32	13	1	1	4	1	7	13	9	1	1	30	1	4	
		Experts	22	(1)	3	4	3	3	5	1	1	1	(-)	(-)	(-)	1	1	2	1	1	4	(-)	(-)
		Survey Team Members	71	(-)	1	22	6	1	13	(-)	13	(-)	(-)	(-)	(-)	3	(-)	(-)	(-)	7	20	(-)	(-)
		Emigrants	7	(-)	(-)	3	(-)	(-)	(-)	(-)	(-)	(-)	(-)	(-)	(-)	(-)	(-)	(-)	(-)	(-)	2	(-)	(-)
			(3)	(-)	(-)	33	(-)	(-)	7	(-)	7	(-)	(-)	(-)	4	23	(-)	(-)	(-)	(-)	2	(-)	(-)
Cuba	***	Trainers	100	25	1	1	33	1	1	1	1	1	1	1	1	1	1	1	1	1	1	1	1
		Experts	62	1	1	1	1	1	1	1	1	1	1	1	1	1	1	1	1	1	1	1	1
		Survey Team Members	26	1	1	1	1	1	1	1	1	1	1	1	1	1	1	1	1	1	1	1	1
		Emigrants	(17)	(-)	(-)	(-)	(-)	(-)	(-)	(-)	(-)	(-)	(-)	(-)	(-)	(-)	(-)	(-)	(-)	(-)	(-)	(-)	(-)
			2	(-)	(-)	(-)	(-)	(-)	(-)	(-)	(-)	(-)	(-)	(-)	(-)	(-)	(-)	(-)	(-)	(-)	(-)	(-)	(-)
Cuba	***	Trainers	34	1	1	1	1	1	7	2	6	1	2	1	6	1	1	3	1	5	1	1	
		Experts	6	(1)	(-)	(-)	(-)	(-)	(-)	(-)	(-)	(-)	(-)	(-)	(-)	(-)	(-)	(-)	(-)	(-)	(-)	(-)	
Dominica	***	Trainers	1	(-)	(-)	(-)	(-)	(-)	(-)	(-)	(-)	(-)	(-)	(-)	(-)	(-)	(-)	(-)	(-)	(-)	(-)	(-)	
		Experts	1	(-)	(-)	(-)	(-)	(-)	(-)	(-)	(-)	(-)	(-)	(-)	(-)	(-)	(-)	(-)	(-)	(-)	(-)	(-)	

Region, Country, Organization	Sector	Total	Planning & Administration			Public Works & Utilities				Agriculture, Forestry & Fisheries				Mining & Industry		Energy		Commerce & Tourism		Human Resources Development			Social Welfare		Others
			Develop. Planning	Admin. Affairs	Public Works	Trans. Position	Social Infra. Structure	Telecomm. & Broadbanding	Agriculture	Livestock & Farming	Forestry	Fisheries	Mining	Manufacturing	Energy	Commerce	Trade & Tourism	Human Resources	Science & Culture	Public Health & Medicine	Social Welfare				
Dominican Republic	Trainers	126	1	2	1	6	2	18	28	2	2	1	1	8	14	11	6	3	20	2	1				
	Experts	35	1	1	1	1	5	5	1	1	1	1	1	5	6	1	1	1	7	1	1				
	Survey Team Members	10	1	1	1	1	4	5	1	1	1	1	1	1	1	1	1	2	6	1	1				
	Emigrants	1,328	1	1	1	1	4	46	1	1	1	1	1	7	10	1	1	1	1	1	1	1	1	1,328	1
Ecuador	Trainers	197	9	7	1	25	6	37	15	1	1	20	6	22	11	4	1	1	26	1	1				
	Experts	76	1	1	1	2	1	4	7	1	1	1	1	2	1	1	1	4	9	1	1				
	Survey Team Members	179	1	1	1	1	6	0	53	9	1	12	3	18	23	1	1	1	24	1	1				
El Salvador	Trainers	107	1	1	1	13	1	24	3	1	1	1	2	3	2	1	1	13	14	1	1				
	Experts	30	1	1	1	6	1	8	1	1	1	1	1	8	1	1	1	6	1	1	1				
	Survey Team Members	27	1	1	1	5	13	1	1	1	1	1	1	9	1	1	1	1	1	1	1				
	Volunteers	73	1	1	1	1	1	1	1	4	1	1	1	1	1	1	1	1	1	1	1				
Grenada	Trainers	4	1	1	1	1	1	1	2	1	1	1	1	1	1	1	1	1	1	1	1				
	Experts	153	1	3	1	23	5	59	10	1	1	1	9	4	7	3	1	1	24	1	1				
Guatemala	Trainers	24	1	1	1	1	3	4	1	1	1	1	3	3	3	1	1	1	3	1	1				
	Experts	131	1	1	2	5	2	9	1	1	1	1	1	1	1	1	1	1	18	1	1				
	Survey Team Members	196	1	1	3	24	33	1	1	1	1	5	1	13	21	1	1	1	27	1	1				

Region, Country, Organization	Sector	Total	Planning & Administration			Public Works & Utilities				Agriculture, Forestry & Fisheries				Mining & Industry		Energy			Commerce & Tourism			Human Resources Development			Public Health & Medicine		Social Welfare		Others			
			Develop. Planning	Public Admin.	Admin. Relation	Public Works	Transportation	Social Infra.	Riverine	Telecomm. & Informat.	Processing	Agriculture	Livestock & Poultry	Farming	Forestry	Fisheries	Mining	Mans. & Facturing	Energy	Commerce	Trade	Tourism	Human Resources	Science & Development	Culture	Public Health & Medicine	Social Welfare	Others				
Guyana	Trainees	27	1	1	1	1	1	1	7	7	7	1	1	1	5	4	1	1	1	1	1	1	1	1	1	1	1	1	1			
	Experts	(-)	(-)	(-)	(-)	(-)	(-)	(-)	(-)	(-)	(-)	(-)	(-)	(-)	(-)	(-)	(-)	(-)	(-)	(-)	(-)	(-)	(-)	(-)	(-)	(-)	(-)	(-)	(-)			
	Survey Team Members	14	1	1	1	1	1	1	1	1	1	1	1	1	1	3	3	3	3	3	3	3	3	3	3	3	3	3	3	3		
Haiti	Trainees	11	1	1	1	1	1	1	1	3	1	1	1	1	1	1	2	1	1	1	1	1	1	1	4	1	1	1	1			
	Experts	(-)	(-)	(-)	(-)	(-)	(-)	(-)	(-)	(-)	(-)	(-)	(-)	(-)	(-)	(-)	(-)	(-)	(-)	(-)	(-)	(-)	(-)	(-)	(-)	(-)	(-)	(-)	(-)	(-)		
	Survey Team Members	18	(-)	(-)	(-)	(-)	(-)	(-)	(-)	(-)	(-)	(-)	(-)	(-)	(-)	(-)	(-)	(-)	(-)	(-)	(-)	(-)	(-)	(-)	(-)	(-)	(-)	(-)	(-)	(-)	(-)	
Honduras	Trainees	142	5	4	4	9	9	14	46	11	11	8	8	4	5	6	1	3	1	1	1	6	1	1	16	1	1	1	1	4		
	Experts	18	1	1	1	1	1	2	6	3	3	1	1	2	2	1	1	1	1	1	1	1	1	1	1	1	1	1	1	1		
	Survey Team Members	36	(-)	(-)	(-)	(-)	(-)	10	3	11	8	1	1	1	1	1	1	1	1	1	1	1	1	1	1	1	1	1	1	1	1	
	Volunteers	16	(-)	(-)	(-)	(-)	(-)	3	2	2	2	1	1	1	1	1	1	1	1	1	1	1	1	1	1	1	1	1	1	1	1	
	Experts	(5)	(-)	(-)	(-)	(-)	(-)	(-)	(2)	77	46	46	46	3	27	46	(-)	(-)	(-)	(-)	(-)	(-)	(-)	(-)	(-)	(-)	(-)	(-)	(-)	(-)	(-)	(-)
	Survey Team Members	237	(-)	(-)	(-)	(-)	(-)	27	14	26	26	2	2	3	27	46	(-)	(-)	(-)	(-)	(-)	(-)	(-)	(-)	(-)	(-)	(-)	(-)	(-)	(-)	(-)	(-)
Honduras	Volunteers	134	1	1	1	1	1	1	7	19	10	2	2	16	1	20	1	1	1	1	1	22	15	16	6	6	1	1	1	23		
	Experts	73	1	1	1	1	1	1	1	1	1	1	1	5	1	14	1	1	1	1	1	18	16	4	4	1	1	1	1	1		
	Emigrants	(41)	(-)	(-)	(-)	(-)	(-)	(-)	(-)	(6)	(-)	(-)	(-)	(4)	(-)	(7)	(-)	(-)	(-)	(-)	(-)	(10)	(10)	(2)	(2)	(-)	(-)	(-)	(-)	(-)		
Jamaica	Trainees	33	1	8	1	1	3	1	1	6	1	1	1	1	2	1	1	3	1	1	2	4	1	1	1	1	1	1	1	3		
	Experts	7	(-)	(-)	(-)	(-)	(-)	(-)	(-)	(-)	(-)	(-)	(-)	(-)	(-)	(-)	(-)	(-)	(-)	(-)	(-)	(-)	(-)	(-)	(-)	(-)	(-)	(-)	(-)	(-)	(-)	
	Survey Team Members	4	(-)	(-)	(-)	(-)	(-)	(-)	(-)	(-)	(-)	(-)	(-)	(-)	(-)	(-)	(-)	(-)	(-)	(-)	(-)	(-)	(-)	(-)	(-)	(-)	(-)	(-)	(-)	(-)	(-)	(-)

Region, Country, Organization	Sector	Type of Co-operation	Planning & Administration										Public Works & Utilities				Agriculture, Forestry & Fisheries				Mining & Industry		Energy		Commerce & Tourism		Human Resources Development		Public Health & Medicine		Social Welfare		Others	
			Development Planning	Public Administration	Public Works	Transportation	Social Infrastructure	Telecommunications	Agriculture	Livestock	Farming	Forestry	Fisheries	Mining	Manufacturing	Energy	Commerce & Trade	Tourism	Human Resources	Science & Culture	Public Health	Medicine	Social Welfare	Others										
Mexico	Trainees	1,663	25	81	7	147	25	216	65	25	6	208	50	485	34	88	15	27	5	132	6	16												
		...	209	3	11	1	19	9	22	1	6	49	2	50	7	1	1	3	4	19	2													
		...	(77)	(-)	(7)	(-)	(5)	(4)	(-)	(-)	(1)	(-)	(23)	(-)	(22)	(2)	(-)	(-)	(-)	(1)	(11)	(-)	(-)											
		...	260	3	6	32	15	65	9	24	3	31	16	15	1	1	1	20	9	13	1	1												
		...	66	3	6	8	2	8	3	12	3	5	5	2	1	1	1	9	1	7	1	1												
		...	(30)	(-)	(-)	(-)	(-)	(4)	(-)	(-)	(6)	(3)	(1)	(2)	(-)	(-)	(-)	(6)	(-)	(-)	(-)	(-)	(-)											
Mexico	Survey Team Members	417	8	1	158	7	11	19	21	5	1	117	30	4	1	1	1	29	1	8	1	1												
		...	70	5	1	38	1	1	1	1	1	4	4	4	1	1	1	7	1	3	1	1												
		...	(-)	(-)	(-)	(-)	(-)	(-)	(-)	(-)	(-)	(-)	(-)	(-)	(-)	(-)	(-)	(-)	(-)	(-)	(-)	(-)	(-)	(-)	(-)									
		...	20	1	1	1	1	1	1	1	1	1	1	1	1	1	1	1	1	1	1	1	1	1	1									
		...	(-)	(-)	(-)	(-)	(-)	(-)	(-)	(-)	(-)	(-)	(-)	(-)	(-)	(-)	(-)	(-)	(-)	(-)	(-)	(-)	(-)	(-)	(-)									
		...	(-)	(-)	(-)	(-)	(-)	(-)	(-)	(-)	(-)	(-)	(-)	(-)	(-)	(-)	(-)	(-)	(-)	(-)	(-)	(-)	(-)	(-)	(-)									
Nicaragua	Trainees	56	1	1	7	1	22	2	2	2	1	5	3	1	4	4	1	2	1	1	1	1												
		...	4	1	1	1	1	2	1	1	1	1	1	1	1	1	1	1	1	1	1	1	1	1	1									
		...	(-)	(-)	(-)	(-)	(-)	(-)	(-)	(-)	(-)	(-)	(-)	(-)	(-)	(-)	(-)	(-)	(-)	(-)	(-)	(-)	(-)	(-)	(-)									
		...	16	1	1	1	1	2	1	1	1	1	1	1	1	1	1	1	1	1	1	1	1	1	1									
		...	(-)	(-)	(-)	(-)	(-)	(-)	(-)	(-)	(-)	(-)	(-)	(-)	(-)	(-)	(-)	(-)	(-)	(-)	(-)	(-)	(-)	(-)	(-)									
		...	(-)	(-)	(-)	(-)	(-)	(-)	(-)	(-)	(-)	(-)	(-)	(-)	(-)	(-)	(-)	(-)	(-)	(-)	(-)	(-)	(-)	(-)	(-)									
Panama	Trainees	226	4	12	1	29	16	65	10	1	1	10	15	4	2	9	2	15	2	21	8	1												
		...	44	1	1	6	2	13	2	1	1	3	1	3	1	1	1	6	1	6	1	2	1	1										
		...	(2)	(-)	(-)	(-)	(-)	(-)	(-)	(-)	(-)	(-)	(-)	(-)	(-)	(-)	(-)	(-)	(-)	(-)	(-)	(-)	(-)	(-)	(-)									
		...	61	1	1	1	1	30	1	1	1	1	5	4	1	1	1	1	18	1	1	1	1	1										
		...	25	1	1	1	1	13	1	1	1	1	3	4	1	1	1	1	4	1	1	1	1	1										
		...	(11)	(-)	(-)	(-)	(-)	(-)	(-)	(-)	(-)	(-)	(-)	(-)	(-)	(-)	(-)	(-)	(-)	(-)	(-)	(-)	(-)	(-)	(-)									
Panama	Survey Team Members	234	1	1	90	42	30	1	1	1	35	28	1	1	1	1	1	6	1	3	1	1												
		...	71	1	1	28	18	1	1	1	14	8	1	1	1	1	1	3	1	1	1	1	1	1										
		...	(2)	(-)	(-)	(-)	(-)	(-)	(-)	(-)	(-)	(-)	(-)	(-)	(-)	(-)	(-)	(-)	(-)	(-)	(-)	(-)	(-)	(-)	(-)									
		...	467	17	16	3	35	8	106	71	30	28	1	13	13	6	31	2	39	1	61	10	6											
		...	95	2	3	2	2	2	14	19	5	11	1	1	1	1	2	1	9	1	17	2	1											
		...	(17)	(-)	(1)	(-)	(-)	(-)	(-)	(-)	(-)	(-)	(-)	(-)	(-)	(-)	(-)	(-)	(-)	(-)	(-)	(-)	(-)	(-)										
Paraguay	Experts	191	5	4	4	1	9	23	11	1	1	1	1	1	1	1	1	1	1	1	1	1												
		...	70	1	1	1	1	1	1	1	1	1	1	1	1	1	1	1	1	1	1	1	1	1										
		...	(32)	(-)	(-)	(-)	(-)	(-)	(-)	(-)	(-)	(-)	(-)	(-)	(-)	(-)	(-)	(-)	(-)	(-)	(-)	(-)	(-)	(-)										
		...	606	4	10	4	17	95	229	29	92	1	1	1	1	1	1	1	1	1	1	1	1	1										
		...	103	1	1	1	1	1	1	1	1	1	1	1	1	1	1	1	1	1	1	1	1	1										
		...	(5)	(-)	(-)	(-)	(-)	(-)	(-)	(-)	(-)	(-)	(-)	(-)	(-)	(-)	(-)	(-)	(-)	(-)	(-)	(-)	(-)	(-)										
Paraguay	Survey Team Members	80	1	2	1	1	1	4	23	6	1	1	1	1	1	1	1	1	1	1	1	1												
		...	58	1	2	1	1	1	1	1	1	1	1	1	1	1	1	1	1	1	1	1	1	1										
		...	(35)	(-)	(-)	(-)	(-)	(-)	(-)	(-)	(-)	(-)	(-)	(-)	(-)	(-)	(-)	(-)	(-)	(-)	(-)	(-)	(-)	(-)										
		...	7,096	1	1	1	1	1	1	1	1	1	1	1	1	1	1	1	1	1	1	1	1	1										
		...	17	1	1	1	1	1	1	1	1	1	1	1	1	1	1	1	1	1	1	1	1	1										
		...	(-)	(-)	(-)	(-)	(-)	(-)	(-)	(-)	(-)	(-)	(-)	(-)	(-)	(-)	(-)	(-)	(-)	(-)	(-)	(-)	(-)	(-)										

Region, Country, Organisation	Sector	Total	Planning & Administration		Public Works & Utilities				Agriculture, Forestry & Fisheries				Mining & Industry		Energy		Commerce & Tourism		Human Resources Development		Public Health & Medicine	Social Welfare	Others
			Develop. Intern. Training	Public Admin. & Public Relations	Public Works	Trans. Portation	Social Infra. Structure	Telecomm. & Inform. Systems	Agriculture	Livestock Farming	Forestry	Fisheries	Mining	Manufacturing	Energy	Commerce & Trade	Tourism	Human Resources	Science & Culture				
Peru	Trainers	889	21	37	4	104	41	205	29	7	19	75	46	62	43	12	37	1	1	73	6	5	
	Experts	140	9	9	1	12	9	27	4	1	7	11	7	12	4	1	8	1	1	23	2	1	
	Survey Team Members	(18)	(-)	(-)	(-)	(-)	(-)	(-)	(-)	(-)	(-)	(-)	(-)	(-)	(-)	(-)	(-)	(-)	(-)	(7)	(0)	(-)	
	Volunteers	314	6	3	1	29	15	68	12	1	32	48	30	6	6	1	22	1	1	30	1	4	
	Emigrants	88	1	1	1	6	2	16	3	1	16	10	9	1	1	1	7	1	1	13	1	3	
	Experts	(35)	(1)	(1)	(1)	(1)	(1)	(9)	(2)	(6)	(6)	(6)	(3)	(-)	(-)	(-)	(7)	(5)	(-)	(3)	(-)	(0)	
	Trainers	755	25	7	37	58	32	7	15	3	21	77	13	11	24	1	5	1	1	24	1	1	
	Experts	124	(2)	(-)	(-)	10	28	7	15	3	7	13	11	24	1	1	5	1	1	1	1	1	
	Survey Team Members	(2)	(-)	(-)	(-)	(-)	(-)	(-)	(-)	(-)	(-)	(-)	(-)	(-)	(-)	(-)	(-)	(-)	(-)	(-)	(-)	(-)	
	Emigrants	37	1	1	1	1	10	1	3	1	1	1	1	1	1	1	13	6	1	1	1	3	
Puerto Rico	Trainers	(15)	(1)	(-)	(-)	(3)	(5)	(-)	(-)	(-)	(-)	(-)	(-)	(-)	(-)	(-)	(7)	(2)	(-)	(-)	(-)	(-)	
	Experts	5	(-)	(-)	(-)	(-)	(-)	(-)	(-)	(-)	(-)	(-)	(-)	(-)	(-)	(-)	(-)	(-)	(-)	(-)	(-)	(-)	
	Survey Team Members	(-)	(-)	(-)	(-)	(-)	(-)	(-)	(-)	(-)	(-)	(-)	(-)	(-)	(-)	(-)	(-)	(-)	(-)	(-)	(-)	(-)	
	Emigrants	(-)	(-)	(-)	(-)	(-)	(-)	(-)	(-)	(-)	(-)	(-)	(-)	(-)	(-)	(-)	(-)	(-)	(-)	(-)	(-)	(-)	
	Trainers	1	(-)	(-)	(-)	(-)	(-)	(-)	(-)	(-)	(-)	(-)	(-)	(-)	(-)	(-)	(-)	(-)	(-)	(-)	(-)	(-)	
	Experts	(-)	(-)	(-)	(-)	(-)	(-)	(-)	(-)	(-)	(-)	(-)	(-)	(-)	(-)	(-)	(-)	(-)	(-)	(-)	(-)	(-)	
	Survey Team Members	(-)	(-)	(-)	(-)	(-)	(-)	(-)	(-)	(-)	(-)	(-)	(-)	(-)	(-)	(-)	(-)	(-)	(-)	(-)	(-)	(-)	
	Emigrants	(-)	(-)	(-)	(-)	(-)	(-)	(-)	(-)	(-)	(-)	(-)	(-)	(-)	(-)	(-)	(-)	(-)	(-)	(-)	(-)	(-)	
	Trainers	1	(-)	(-)	(-)	(-)	(-)	(-)	(-)	(-)	(-)	(-)	(-)	(-)	(-)	(-)	(-)	(-)	(-)	(-)	(-)	(-)	
	Experts	(-)	(-)	(-)	(-)	(-)	(-)	(-)	(-)	(-)	(-)	(-)	(-)	(-)	(-)	(-)	(-)	(-)	(-)	(-)	(-)	(-)	
Surinam	Trainers	6	(-)	(-)	(-)	(-)	(-)	(-)	(-)	(-)	(-)	(-)	(-)	(-)	(-)	(-)	(-)	(-)	(-)	(-)	(-)	(-)	
	Experts	(-)	(-)	(-)	(-)	(-)	(-)	(-)	(-)	(-)	(-)	(-)	(-)	(-)	(-)	(-)	(-)	(-)	(-)	(-)	(-)	(-)	
	Survey Team Members	(-)	(-)	(-)	(-)	(-)	(-)	(-)	(-)	(-)	(-)	(-)	(-)	(-)	(-)	(-)	(-)	(-)	(-)	(-)	(-)	(-)	
	Emigrants	(-)	(-)	(-)	(-)	(-)	(-)	(-)	(-)	(-)	(-)	(-)	(-)	(-)	(-)	(-)	(-)	(-)	(-)	(-)	(-)	(-)	
	Trainers	1	(-)	(-)	(-)	(-)	(-)	(-)	(-)	(-)	(-)	(-)	(-)	(-)	(-)	(-)	(-)	(-)	(-)	(-)	(-)	(-)	
	Experts	(-)	(-)	(-)	(-)	(-)	(-)	(-)	(-)	(-)	(-)	(-)	(-)	(-)	(-)	(-)	(-)	(-)	(-)	(-)	(-)	(-)	
	Survey Team Members	(-)	(-)	(-)	(-)	(-)	(-)	(-)	(-)	(-)	(-)	(-)	(-)	(-)	(-)	(-)	(-)	(-)	(-)	(-)	(-)	(-)	
	Emigrants	(-)	(-)	(-)	(-)	(-)	(-)	(-)	(-)	(-)	(-)	(-)	(-)	(-)	(-)	(-)	(-)	(-)	(-)	(-)	(-)	(-)	
	Trainers	1	(-)	(-)	(-)	(-)	(-)	(-)	(-)	(-)	(-)	(-)	(-)	(-)	(-)	(-)	(-)	(-)	(-)	(-)	(-)	(-)	
	Experts	(-)	(-)	(-)	(-)	(-)	(-)	(-)	(-)	(-)	(-)	(-)	(-)	(-)	(-)	(-)	(-)	(-)	(-)	(-)	(-)	(-)	
ST. Lucia	Trainers	20	(-)	(-)	(-)	(-)	(-)	(-)	(-)	(-)	(-)	(-)	(-)	(-)	(-)	(-)	(-)	(-)	(-)	(-)	(-)	(-)	
	Experts	(-)	(-)	(-)	(-)	(-)	(-)	(-)	(-)	(-)	(-)	(-)	(-)	(-)	(-)	(-)	(-)	(-)	(-)	(-)	(-)	(-)	
	Survey Team Members	(-)	(-)	(-)	(-)	(-)	(-)	(-)	(-)	(-)	(-)	(-)	(-)	(-)	(-)	(-)	(-)	(-)	(-)	(-)	(-)	(-)	
	Emigrants	(-)	(-)	(-)	(-)	(-)	(-)	(-)	(-)	(-)	(-)	(-)	(-)	(-)	(-)	(-)	(-)	(-)	(-)	(-)	(-)	(-)	
	Trainers	1	(-)	(-)	(-)	(-)	(-)	(-)	(-)	(-)	(-)	(-)	(-)	(-)	(-)	(-)	(-)	(-)	(-)	(-)	(-)	(-)	
	Experts	(-)	(-)	(-)	(-)	(-)	(-)	(-)	(-)	(-)	(-)	(-)	(-)	(-)	(-)	(-)	(-)	(-)	(-)	(-)	(-)	(-)	
	Survey Team Members	(-)	(-)	(-)	(-)	(-)	(-)	(-)	(-)	(-)	(-)	(-)	(-)	(-)	(-)	(-)	(-)	(-)	(-)	(-)	(-)	(-)	
	Emigrants	(-)	(-)	(-)	(-)	(-)	(-)	(-)	(-)	(-)	(-)	(-)	(-)	(-)	(-)	(-)	(-)	(-)	(-)	(-)	(-)	(-)	
	Trainers	1	(-)	(-)	(-)	(-)	(-)	(-)	(-)	(-)	(-)	(-)	(-)	(-)	(-)	(-)	(-)	(-)	(-)	(-)	(-)	(-)	
	Experts	(-)	(-)	(-)	(-)	(-)	(-)	(-)	(-)	(-)	(-)	(-)	(-)	(-)	(-)	(-)	(-)	(-)	(-)	(-)	(-)	(-)	
Trinidad and Tobago	Trainers	104	7	4	1	19	22	4	1	1	5	1	1	2	1	1	1	1	1	27	6	1	
	Experts	17	(-)	(-)	(-)	(-)	(-)	(-)	(-)	(-)	(-)	(-)	(-)	(-)	(-)	(-)	(-)	(-)	(-)	(-)	(-)	(-)	
	Survey Team Members	(5)	(-)	(-)	(-)	(-)	(-)	(-)	(-)	(-)	(-)	(-)	(-)	(-)	(-)	(-)	(-)	(-)	(-)	(-)	(-)	(-)	
	Emigrants	43	1	1	1	2	5	1	1	1	1	1	1	1	1	1	1	1	1	(-)	(-)	(-)	
	Trainers	10	(-)	(-)	(-)	(-)	(-)	(-)	(-)	(-)	(-)	(-)	(-)	(-)	(-)	(-)	(-)	(-)	(-)	(-)	(-)	(-)	
	Experts	(5)	(-)	(-)	(-)	(-)	(-)	(-)	(-)	(-)	(-)	(-)	(-)	(-)	(-)	(-)	(-)	(-)	(-)	(-)	(-)	(-)	
	Survey Team Members	65	(-)	(-)	(-)	(-)	(-)	(-)	(-)	(-)	(-)	(-)	(-)	(-)	(-)	(-)	(-)	(-)	(-)	(-)	(-)	(-)	
	Emigrants	18	(-)	(-)	(-)	(-)	(-)	(-)	(-)	(-)	(-)	(-)	(-)	(-)	(-)	(-)	(-)	(-)	(-)	(-)	(-)	(-)	
	Trainers	46	(-)	(-)	(-)	(-)	(-)	(-)	(-)	(-)	(-)	(-)	(-)	(-)	(-)	(-)	(-)	(-)	(-)	(-)	(-)	(-)	
	Experts	(-)	(-)	(-)	(-)	(-)	(-)	(-)	(-)	(-)	(-)	(-)	(-)	(-)	(-)	(-)	(-)	(-)	(-)	(-)	(-)	(-)	

Region, Country, Organization	Sector	Type of Cooperation	Total	Planning & Administration			Public Works & Utilities			Agriculture, Forestry & Fisheries				Mining & Industry		Energy		Commerce & Tourism		Human Resources & Development		Public Health & Medicine	Social Welfare	Others		
				Develop- ment Plan- ning	Public Admin- istration	Public Works	Trans- portation	Social Infra- structure	Telecommu- nications & Broadcasting	Agriculture	Livestock & Farming	Forestry	Fisheries	Mining	Manu- facturing	Energy	Commerce & Trade	Tourism	Human Resources	Science & Culture	Public Health & Medicine	Social Welfare	Others			
Australia	Trainees		1																							
	Survey Team Members		(-)																							
	Emigrants		1																							
			187																							
			31																							
			(-)																							
Fiji	Trainees		138																							
			45																							
	Experts		(8)																							
			56																							
			22																							
			(12)																							
	Survey Team Members		117																							
			20																							
	Volunteers		(-)																							
			2																							
Nauru																										
		1																								
		(-)																								
New Zealand																										
		1																								
		(-)																								
Niue																										
		1																								
		(-)																								
Papua- New Guinea	Trainees		183																							
			39																							
	Experts		(1)																							
			31																							
			10																							
			(4)																							
	Survey Team Members		210																							
		5																								
		(-)																								
		25																								
		20																								
		(15)																								

Region, Country, Organization	Sector		Total	Training & Administration			Public Works & Utilities				Agriculture, Forestry & Fisheries				Mining & Industry		Energy		Commerce & Tourism		Human Resource Development		Public Health & Medicine	Social Welfare	Others
	Type of Cooperation			Development Planning	Public Administration		Public Works	Traffic Population	Social Infrastructure	Telecommunications & Broadcasting	Agriculture	Livestock Farming	Forestry	Fisheries	Mining	Manufacturing	Energy	Commerce & Trade	Tourism	Human Resources	Science & Culture				
Tonga	Trainees	•	27	1	10	1	1	1	2	1	1	1	1	1	1	1	1	2	1	1	1	4	1		
	Experts	•••	8	1	2	1	1	2	1	1	1	1	1	1	1	1	1	1	1	1	1	4	1		
		•••	(1)	1	1	1	1	1	1	1	1	1	1	1	1	1	1	1	1	1	1	16	1		
	Survey Team Members	•••	17	1	1	1	1	1	1	1	1	1	1	1	1	1	1	1	1	1	1	15	1		
Tonga	Survey Team Members	•••	47	1	15	1	1	1	1	1	1	1	1	1	1	1	1	1	1	1	1	18	1		
		•••	14	1	10	1	1	1	1	1	1	1	1	1	1	1	1	1	1	1	1	4	1		
		•••	(2)	1	1	1	1	1	1	1	1	1	1	1	1	1	1	1	1	1	1	1	1		
	Volunteers	•••	22	1	1	1	1	1	1	1	1	1	1	1	1	1	1	1	1	1	1	4	1		
Tonga	Volunteers	•••	9	1	1	1	1	1	1	1	1	1	1	1	1	1	1	1	1	1	1	1	1		
		•••	(5)	1	1	1	1	1	1	1	1	1	1	1	1	1	1	1	1	1	1	1	1		
		•••	34	1	15	1	1	1	1	1	1	1	1	1	1	1	1	1	1	1	1	4	1		
	Experts	•••	4	1	2	1	1	1	1	1	1	1	1	1	1	1	1	1	1	1	1	1	1		
Western Samoa	Experts	•••	6	1	1	1	1	1	1	1	1	1	1	1	1	1	1	1	1	1	1	1	1		
		•••	1	1	1	1	1	1	1	1	1	1	1	1	1	1	1	1	1	1	1	1	1		
	Survey Team Members	•••	16	1	1	1	1	1	1	1	1	1	1	1	1	1	1	1	1	1	1	11	1		
		•••	(1)	1	1	1	1	1	1	1	1	1	1	1	1	1	1	1	1	1	1	5	1		
Western Samoa	Survey Team Members	•••	5	1	1	1	1	1	1	1	1	1	1	1	1	1	1	1	1	1	1	10	1		
		•••	(5)	1	1	1	1	1	1	1	1	1	1	1	1	1	1	1	1	1	1	5	1		
		•••	86	1	1	1	1	1	1	1	1	1	1	1	1	1	1	1	1	1	1	10	1		
	Volunteers	•••	42	1	1	1	1	1	1	1	1	1	1	1	1	1	1	1	1	1	1	5	1		
Kiribati	Volunteers	•••	(28)	1	1	1	1	1	1	1	1	1	1	1	1	1	1	1	1	1	1	5	1		
		•••	13	1	1	1	1	1	1	1	1	1	1	1	1	1	1	1	1	1	1	3	1		
	Trainees	•	8	1	1	1	1	1	1	1	1	1	1	1	1	1	1	1	1	1	1	1	1		
	Experts	•••	(2)	1	1	1	1	1	1	1	1	1	1	1	1	1	1	1	1	1	1	1	1		
Kiribati	Experts	•••	5	1	1	1	1	1	1	1	1	1	1	1	1	1	1	1	1	1	1	1	1		
		•••	4	1	1	1	1	1	1	1	1	1	1	1	1	1	1	1	1	1	1	1	1		
	Survey Team Members	•••	(4)	1	1	1	1	1	1	1	1	1	1	1	1	1	1	1	1	1	1	1	1		
		•••	26	1	1	1	1	1	1	1	1	1	1	1	1	1	1	1	1	1	1	1	1		
Tuvulu	Survey Team Members	•••	5	1	1	1	1	1	1	1	1	1	1	1	1	1	1	1	1	1	1	1	1		
		•••	(2)	1	1	1	1	1	1	1	1	1	1	1	1	1	1	1	1	1	1	1	1		
	Experts	•	3	1	1	1	1	1	1	1	1	1	1	1	1	1	1	1	1	1	1	1	1		
		•••	(3)	1	1	1	1	1	1	1	1	1	1	1	1	1	1	1	1	1	1	1	1		

Region, Country, Organization	Sector		Total	Planning & Administration			Public Works & Utilities				Agriculture, Forestry & Fisheries					Mining & Industry		Energy		Commerce & Tourism		Human Resources & Development			Social Welfare		Others	
	Type of Cooperation			Development Planning	Public Administration	Public Utilities	Public Works	Transportation	Social Infrastructure	Telecommunications & Broadcasting	Agriculture	Livestock Farming	Forestry	Fisheries	Mining	Manufacturing	Electricity	Trade & Commerce	Tourism	Human Resources	Science & Culture	Public Health & Medicine	Social Welfare	Others				
Solomon Islands	Trainees	•••	25	1	1	1	5	3	11	1	3	2	2	1	2	1	1	1	1	1	1	1	1	1				
	Experts	•••	7	1	1	1	3	3	3	1	1	1	1	1	1	1	1	1	1	1	1	1	1	1				
	Survey Team Members	•••	3	1	1	1	2	1	1	1	1	1	1	1	1	1	1	1	1	1	1	1	1	1	1			
	Volunteers	•••	90	14	1	1	1	1	23	5	10	23	15	1	1	1	1	1	1	1	1	1	1	1	1			
Pacific Islands (O.S.A.)	Trainees	•••	10	1	1	1	1	1	1	2	2	2	2	1	5	3	1	1	1	1	1	1	1	1	1			
	Experts	•••	8	1	1	1	1	1	1	1	1	1	1	1	1	1	1	1	1	1	1	1	1	1	1			
	Survey Team Members	•••	4	1	1	1	1	1	1	1	1	1	1	1	1	1	1	1	1	1	1	1	1	1	1			
	Volunteers	•••	5	1	1	1	1	1	1	1	1	1	1	1	1	1	1	1	1	1	1	1	1	1	1			
Micronesia	Trainees	•••	5	1	1	1	1	1	1	1	1	1	1	1	1	1	1	1	1	1	1	1	1	1	1			
	Experts	•••	1	1	1	1	1	1	1	1	1	1	1	1	1	1	1	1	1	1	1	1	1	1	1			
	Survey Team Members	•••	35	1	1	1	1	1	1	1	1	1	1	1	1	1	1	1	1	1	1	1	1	1	1			
	Volunteers	•••	1	1	1	1	1	1	1	1	1	1	1	1	1	1	1	1	1	1	1	1	1	1	1			
Vanuatu	Trainees	•••	39	1	1	1	1	1	1	1	1	1	1	1	1	1	1	1	1	1	1	1	1	1	1			
	Experts	•••	2	1	1	1	1	1	1	1	1	1	1	1	1	1	1	1	1	1	1	1	1	1	1			
	Survey Team Members	•••	13	1	1	1	1	1	1	1	1	1	1	1	1	1	1	1	1	1	1	1	1	1	1			
	Volunteers	•••	1	1	1	1	1	1	1	1	1	1	1	1	1	1	1	1	1	1	1	1	1	1	1			
Marshall Islands	Trainees	•••	1	1	1	1	1	1	1	1	1	1	1	1	1	1	1	1	1	1	1	1	1	1	1			
	Experts	•••	1	1	1	1	1	1	1	1	1	1	1	1	1	1	1	1	1	1	1	1	1	1	1			
	Survey Team Members	•••	8	1	1	1	1	1	1	1	1	1	1	1	1	1	1	1	1	1	1	1	1	1	1			
	Volunteers	•••	8	1	1	1	1	1	1	1	1	1	1	1	1	1	1	1	1	1	1	1	1	1	1			

Region, Country, Organisation	Type of Cooperation	Sector	Total	Planning & Administration			Public Works & Utilities				Agriculture, Forestry & Fisheries				Mining & Industry			Commerce & Tourism			Human Resources Development			Social Welfare	Others										
				Development Planning	Public Administration	Public Works	Transportation	Social Infrastructure	Telecommunications & Broadcasting	Agriculture	Livestock Farming	Forestry	Fisheries	Mining	Manufacturing	Energy	Commerce	Trade	Tourism	Human Resources	Science & Culture	Public Health & Medicine													
Palau Islands	Trainees	•	1	1	1	1	1	1	1	1	1	1	1	1	1	1	1	1	1	1	1	1	1	1	1										
	Survey Team Members	•••	(-)	(-)	(-)	(-)	(-)	(-)	(-)	(-)	(-)	(-)	(-)	(-)	(-)	(-)	(-)	(-)	(-)	(-)	(-)	(-)	(-)	(-)	(-)	(-)									
Unspecified	Experts	••	10	3	1	1	1	1	1	1	1	1	1	1	1	1	1	1	1	1	1	1	1	1	1	1									
	Survey Team Members	••••	68	27	4	4	4	4	4	4	4	4	4	4	4	4	4	4	4	4	4	4	4	4	4	4	4								
Total for Oceania	Trainees	••	439	2	98	3	30	16	87	23	31	48	2	31	2	11	2	8	13	17	12	5	2	2	2	2									
	Experts	••••	118	19	10	4	32	8	32	8	6	12	1	6	1	2	1	1	13	5	4	1	1	1	1	1	1								
	Survey Team Members	••••	171	4	3	13	5	14	14	8	8	84	1	8	1	1	1	1	1	3	22	15	3	3	3	3	3	3							
	Volunteers	••••	58	1	1	2	2	2	6	1	4	24	1	4	1	1	1	1	1	2	15	15	2	2	2	2	2	2							
	Emigrants	••••	(29)	(-)	(-)	(-)	(-)	(-)	(2)	(1)	(18)	(2)	(1)	(1)	(1)	(1)	(1)	(1)	(1)	(2)	(3)	(3)	(3)	(3)	(3)	(3)	(3)	(3)							
	Trainees	••••	659	54	18	12	5	1	27	41	6	160	15	15	64	11	14	8	14	17	41	19	14	14	14	14	14	14							
	Experts	••••	68	6	10	1	1	1	4	4	6	9	12	1	9	1	1	1	1	1	1	1	1	1	1	1	1	1	1						
	Survey Team Members	••••	155	3	2	2	2	2	9	3	17	30	3	3	34	1	1	1	1	1	1	1	1	1	1	1	1	1	1						
	Volunteers	••••	31	2	1	1	1	1	1	1	1	1	1	1	1	1	1	1	1	1	1	1	1	1	1	1	1	1	1	1	1				
	Emigrants	••••	187	(1)	(1)	(1)	(1)	(1)	(1)	(1)	(1)	(6)	(9)	(1)	(1)	(1)	(1)	(1)	(1)	(1)	(1)	(1)	(1)	(1)	(1)	(1)	(1)	(1)	(1)	(1)	(1)	(1)			
EUROPE	Trainees	••	7	1	1	1	1	1	2	1	1	1	1	1	1	1	1	1	1	1	1	1	1	1	1	1	1	1	1	1	1	1			
	Survey Team Members	••••	(-)	(-)	(-)	(-)	(-)	(-)	(-)	(-)	(-)	(-)	(-)	(-)	(-)	(-)	(-)	(-)	(-)	(-)	(-)	(-)	(-)	(-)	(-)	(-)	(-)	(-)	(-)	(-)	(-)	(-)	(-)	(-)	
Cyprus	Trainees	••	1	1	1	1	1	1	1	1	1	1	1	1	1	1	1	1	1	1	1	1	1	1	1	1	1	1	1	1	1	1	1	1	
	Survey Team Members	••••	(-)	(-)	(-)	(-)	(-)	(-)	(-)	(-)	(-)	(-)	(-)	(-)	(-)	(-)	(-)	(-)	(-)	(-)	(-)	(-)	(-)	(-)	(-)	(-)	(-)	(-)	(-)	(-)	(-)	(-)	(-)	(-)	(-)
France	Trainees	••	1	1	1	1	1	1	1	1	1	1	1	1	1	1	1	1	1	1	1	1	1	1	1	1	1	1	1	1	1	1	1	1	1
	Survey Team Members	••••	(-)	(-)	(-)	(-)	(-)	(-)	(-)	(-)	(-)	(-)	(-)	(-)	(-)	(-)	(-)	(-)	(-)	(-)	(-)	(-)	(-)	(-)	(-)	(-)	(-)	(-)	(-)	(-)	(-)	(-)	(-)	(-)	(-)
Federal Republic of Germany	Trainees	••	1	1	1	1	1	1	1	1	1	1	1	1	1	1	1	1	1	1	1	1	1	1	1	1	1	1	1	1	1	1	1	1	1
	Survey Team Members	••••	(-)	(-)	(-)	(-)	(-)	(-)	(-)	(-)	(-)	(-)	(-)	(-)	(-)	(-)	(-)	(-)	(-)	(-)	(-)	(-)	(-)	(-)	(-)	(-)	(-)	(-)	(-)	(-)	(-)	(-)	(-)	(-)	(-)

Region, Country, Organisation	Sector		Planning & Administration										Public Works & Utilities				Agriculture, Forestry & Fisheries				Mining & Industry		Energy		Commerce & Tourism		Human Resources Development		Public Health & Medicine		Social Welfare		Others	
	Type of Cooperation	Total	Develop- mental Planning	Public Administration	Public Works	Trans- portation	Social Infra- structure	Telecom- munication & Broadcasting	Agriculture	Livestock Farming	Forestry	Fisheries	Mining	Manufacturing	Energy	Commerce	Tourism	Human Resources	Science & Culture	Public Health & Medicine	Social Welfare	Others												
Trainees	47,530	919	4,942	594	4,441	2,742	5,992	6,303	951	776	2,050	1,101	5,660	1,139	1,533	402	2,851	177	4,474	539	844													
Experts	4,971	59	447	116	431	308	497	427	84	101	196	122	800	104	104	20	230	101	546	139	17													
Survey Team Members	(759)	(1)	(69)	(10)	(46)	(18)	(20)	(142)	(28)	(12)	(62)	(28)	(112)	(2)	(2)	(-)	(38)	(2)	(139)	(12)	(6)													
Volunteers	14,314	553	269	196	1,122	1,049	1,177	2,167	318	388	816	488	1,052	241	168	17	1,255	36	3,152	41	209													
Emigrants	2,483	23	35	33	240	114	134	404	61	120	136	68	223	43	15	2	287	30	411	11	43													
Total	(971)	(5)	(7)	(15)	(87)	(56)	(96)	(203)	(33)	(47)	(68)	(38)	(84)	(14)	(1)	(1)	(93)	(5)	(97)	(2)	(19)													
	32,813	1,818	265	1,209	4,108	4,369	5,490	296	1,088	1,046	2,583	2,030	2,069	81	155	907	53	1,730	84	1,757	84													
	5,070	225	89	239	926	479	285	859	70	136	156	247	285	275	11	(-)	(-)	(-)	(-)	(-)	(-)													
	(156)	(5)	(-)	(-)	(44)	(13)	(13)	(23)	(5)	(7)	(6)	(26)	(-)	(-)	(-)	(-)	(-)	(-)	(-)	(-)	(-)													
	4,922	32	48	37	143	572	320	1,098	251	52	243	11	533	20	2	1	825	80	349	3	281													
	1,474	31	20	6	4	172	49	249	66	19	65	2	288	2	2	3	304	82	106	13	13													
	(955)	(17)	(12)	(1)	(2)	(114)	(28)	(173)	(48)	(18)	(43)	(2)	(95)	(1)	(1)	(-)	(186)	(47)	(61)	(-)	(6)													
	12,065	1	63	5	2	24	76	294	2	1	1	1	236	6	36	8	21	4	24	71,263	75													
	217	(-)	(-)	(-)	(-)	(-)	(-)	(-)	(-)	(-)	(-)	(-)	(-)	(-)	(-)	(-)	(-)	(-)	(-)	(-)	(-)													

INTERNATIONAL ORGANIZATION

ADC	Experts	2	(-)	(-)	(-)	(-)	(-)	(-)	(-)	(-)	(-)	(-)	(-)	(-)	(-)	(-)	(-)	(-)	(-)	(-)	(-)	(-)
AFDB	Experts	4	(-)	(-)	(-)	(-)	(-)	(-)	(-)	(-)	(-)	(-)	(-)	(-)	(-)	(-)	(-)	(-)	(-)	(-)	(-)	(-)
AIBD	Experts	11	(-)	(-)	(-)	(-)	(-)	(-)	(-)	(-)	(-)	(-)	(-)	(-)	(-)	(-)	(-)	(-)	(-)	(-)	(-)	(-)
AIT	Experts	69	1	3	3	7	18	3	1	1	1	1	1	2	3	1	22	1	1	1	4	
AOFU	Trainees	2	(-)	(-)	(-)	(-)	(-)	(-)	(-)	(-)	(-)	(-)	(-)	(-)	(-)	(-)	(-)	(-)	(-)	(-)	(-)	(-)
APDAC	Experts	1	(-)	(-)	(-)	(-)	(-)	(-)	(-)	(-)	(-)	(-)	(-)	(-)	(-)	(-)	(-)	(-)	(-)	(-)	(-)	(-)
APPTC	Experts	1	(-)	(-)	(-)	(-)	(-)	(-)	(-)	(-)	(-)	(-)	(-)	(-)	(-)	(-)	(-)	(-)	(-)	(-)	(-)	(-)
AFT	Trainees	8	(-)	(-)	(-)	(-)	(-)	(-)	(-)	(-)	(-)	(-)	(-)	(-)	(-)	(-)	(-)	(-)	(-)	(-)	(-)	(-)
	Experts	17	(-)	(-)	(-)	(-)	(-)	(-)	(-)	(-)	(-)	(-)	(-)	(-)	(-)	(-)	(-)	(-)	(-)	(-)	(-)	(-)

Region, Country, Organization	Type of Cooperation	Sector	Total	Planning & Administration		Public Works & Utilities				Agriculture, Forestry & Fisheries				Mining & Industry		Energy	Commerce & Tourism			Human Resources Development		Public Health & Medicine	Social Welfare	Others			
				Develop-ment Planning	Public Adminis- tration	Public Works	Trans- portation	Social Infra- structure	Telecommu- nications & Broadcasting	Agriculture	Livestock & Farming	Forestry	Fisheries	Mining	Manufacturing & Factoring		Commerce & Trade	Tourism	Human Resources	Science & Culture							
IDA	Trainees	•	3	-	-	-	-	-	-	-	-	-	-	-	-	-	-	-	-	-	-	-	-	-	-		
		•••	(-)	(-)	(-)	(-)	(-)	(-)	(-)	(-)	(-)	(-)	(-)	(-)	(-)	(-)	(-)	(-)	(-)	(-)	(-)	(-)	(-)	(-)	(-)	(-)	
ITTA	Experts	•	2	-	-	-	-	-	-	-	-	-	-	-	-	-	-	-	-	-	-	-	-	-	-	-	
		•••	(-)	(-)	(-)	(-)	(-)	(-)	(-)	(-)	(-)	(-)	(-)	(-)	(-)	(-)	(-)	(-)	(-)	(-)	(-)	(-)	(-)	(-)	(-)	(-)	(-)
ILO	Trainees	•	126	-	54	-	8	1	1	4	1	3	10	1	5	1	14	1	1	1	1	23	2	-	-	-	
		•••	(-)	(-)	(-)	(-)	(-)	(-)	(-)	(-)	(-)	(-)	(-)	(-)	(-)	(-)	(-)	(-)	(-)	(-)	(-)	(-)	(-)	(-)	(-)	(-)	(-)
ILO	Experts	•	4	-	-	-	-	-	-	-	-	-	-	-	-	-	-	-	-	-	-	-	-	-	-	-	-
		•••	(-)	(-)	(-)	(-)	(-)	(-)	(-)	(-)	(-)	(-)	(-)	(-)	(-)	(-)	(-)	(-)	(-)	(-)	(-)	(-)	(-)	(-)	(-)	(-)	(-)
ILRAD	Experts	•	1	-	-	-	-	-	-	-	-	-	-	-	-	-	-	-	-	-	-	-	-	-	-	-	-
		•••	(-)	(-)	(-)	(-)	(-)	(-)	(-)	(-)	(-)	(-)	(-)	(-)	(-)	(-)	(-)	(-)	(-)	(-)	(-)	(-)	(-)	(-)	(-)	(-)	(-)
IMCO	Trainees	•	26	-	-	-	8	-	-	-	-	-	-	-	-	-	-	-	-	-	-	-	-	-	-	-	-
		•••	(-)	(-)	(-)	(-)	(-)	(-)	(-)	(-)	(-)	(-)	(-)	(-)	(-)	(-)	(-)	(-)	(-)	(-)	(-)	(-)	(-)	(-)	(-)	(-)	(-)
IMO	Trainees	•	2	-	-	-	-	-	-	-	-	-	-	-	-	-	-	-	-	-	-	-	-	-	-	-	-
		•••	(-)	(-)	(-)	(-)	(-)	(-)	(-)	(-)	(-)	(-)	(-)	(-)	(-)	(-)	(-)	(-)	(-)	(-)	(-)	(-)	(-)	(-)	(-)	(-)	(-)
ISVS	Experts	•	1	-	-	-	-	-	-	-	-	-	-	-	-	-	-	-	-	-	-	-	-	-	-	-	-
		•••	(-)	(-)	(-)	(-)	(-)	(-)	(-)	(-)	(-)	(-)	(-)	(-)	(-)	(-)	(-)	(-)	(-)	(-)	(-)	(-)	(-)	(-)	(-)	(-)	(-)
ITU	Trainees	•	120	-	-	-	-	-	-	-	112	-	-	-	-	-	-	-	-	-	-	-	-	-	-	-	-
		•••	(-)	(-)	(-)	(-)	(-)	(-)	(-)	(-)	(-)	(-)	(-)	(-)	(-)	(-)	(-)	(-)	(-)	(-)	(-)	(-)	(-)	(-)	(-)	(-)	(-)
ITU	Experts	•	16	-	-	-	-	-	-	-	16	-	-	-	-	-	-	-	-	-	-	-	-	-	-	-	-
		•••	(-)	(-)	(-)	(-)	(-)	(-)	(-)	(-)	(-)	(-)	(-)	(-)	(-)	(-)	(-)	(-)	(-)	(-)	(-)	(-)	(-)	(-)	(-)	(-)	(-)
MRCO	Experts	•	3	-	-	-	-	-	-	-	-	-	-	-	-	-	-	-	-	-	-	-	-	-	-	-	-
		•••	(-)	(-)	(-)	(-)	(-)	(-)	(-)	(-)	(-)	(-)	(-)	(-)	(-)	(-)	(-)	(-)	(-)	(-)	(-)	(-)	(-)	(-)	(-)	(-)	(-)
OAS	Experts	•	11	-	-	-	-	-	-	-	-	9	-	-	-	-	-	-	-	-	-	-	-	-	-	-	-
		•••	(-)	(-)	(-)	(-)	(-)	(-)	(-)	(-)	(-)	(-)	(-)	(-)	(-)	(-)	(-)	(-)	(-)	(-)	(-)	(-)	(-)	(-)	(-)	(-)	(-)

Region, Country, Organization	Type of Cooperation	Sector	Total	Planning & Administration		Public Works & Utilities				Agriculture, Forestry & Fisheries				Mining & Industry		Energy	Commerce & Tourism		Human Resources & Development		Public Health & Nutrition	Social Welfare	Others		
				Develop- ment Plan- ning	Public Admin- istration	Public Works	Trans- portation	Social Infra- structure	Telecommu- nication & Broadcas- ting	Agriculture	Livestock & Farming	Forestry	Fisheries	Mining	Mining & Industry		Manu- facturing	Commerce & Trade	Tourism	Human Resources				Science & Culture	
OECD	Trainers	••	3																						
	Experts	•••	(-)																						
SEA/DEC	Trainers	••	173				28																		
	Experts	•••	(3)			(2)	27																		
SEAMEO	Trainers	••	205																						
	Experts	•••	31																						
SEARCA	Trainers	••	(22)																						
	Experts	•••	(3)																						
SEATAC	Trainers	••	1																						
	Experts	•••	(-)																						
SPEC	Trainers	••	28				28																		
	Experts	•••	(-)				15																		
TNA	Trainers	••	6				6																		
	Experts	•••	(2)																						
TNA	Trainers	••	1																						
	Experts	•••	(-)																						
TNA	Trainers	••	98																						
	Experts	•••	38																						
TNA	Trainers	••	18																						
	Experts	•••	17																						
TNA	Trainers	••	(-)																						
	Experts	•••	(-)																						

Region, Country, Organisation	Sector	Type of Cooperation	Total	Planning & Administration		Public Works & Utilities			Agriculture, Forestry & Fisheries				Mining & Industry			Energy			Commerce & Tourism			Human Resources Development			Public Health & Medicine	Social Welfare	Others
				Develop- ment	Admini- stration	Public Works	Trans- portation	Social Infra- structure	Telecommu- nications & Broadcasting	Agriculture	Livestock & Poultry	Fishing	Forestry	Fisheries	Mining	Manufacturing	Energy	Commerce & Trade	Tourism	Human Resources	Science & Culture						
UN	Trainers	•	62	2	6	1	2	5	3	15	1	2	1	1	5	14	3	4	1	1	1	1	1	1	1	1	
		•••	(-)	(-)	(-)	(-)	(-)	(-)	(-)	(-)	(-)	(-)	(-)	(-)	(-)	(-)	(-)	(-)	(-)	(-)	(-)	(-)	(-)	(-)	(-)	(-)	(-)
UN	Experts	•	4	1	1	1	1	1	1	1	1	1	1	1	1	1	1	1	1	1	1	1	1	1	1	1	1
		•••	(-)	(-)	(-)	(-)	(-)	(-)	(-)	(-)	(-)	(-)	(-)	(-)	(-)	(-)	(-)	(-)	(-)	(-)	(-)	(-)	(-)	(-)	(-)	(-)	(-)
UNCTAD	Experts	•	1	1	1	1	1	1	1	1	1	1	1	1	1	1	1	1	1	1	1	1	1	1	1	1	1
		•••	(-)	(-)	(-)	(-)	(-)	(-)	(-)	(-)	(-)	(-)	(-)	(-)	(-)	(-)	(-)	(-)	(-)	(-)	(-)	(-)	(-)	(-)	(-)	(-)	(-)
UNDP	Trainers	•	46	7	6	10	5	3	1	1	1	1	1	1	2	7	1	1	1	1	1	1	1	1	1	1	1
		•••	(-)	(-)	(-)	(-)	(-)	(-)	(-)	(-)	(-)	(-)	(-)	(-)	(-)	(-)	(-)	(-)	(-)	(-)	(-)	(-)	(-)	(-)	(-)	(-)	(-)
UNDP	Experts	•	2	1	1	1	1	2	1	1	1	1	1	1	1	1	1	1	1	1	1	1	1	1	1	1	1
		•••	(-)	(-)	(-)	(-)	(-)	(-)	(-)	(-)	(-)	(-)	(-)	(-)	(-)	(-)	(-)	(-)	(-)	(-)	(-)	(-)	(-)	(-)	(-)	(-)	(-)
UNESCO	Trainers	•	72	2	2	1	2	1	4	3	1	1	1	1	11	1	1	40	1	1	1	1	1	1	1	1	1
		•••	(-)	(-)	(-)	(-)	(-)	(-)	(-)	(-)	(-)	(-)	(-)	(-)	(-)	(-)	(-)	(-)	(-)	(-)	(-)	(-)	(-)	(-)	(-)	(-)	(-)
UNESCO	Experts	•	1	1	1	1	1	1	1	1	1	1	1	1	1	1	1	1	1	1	1	1	1	1	1	1	1
		•••	(-)	(-)	(-)	(-)	(-)	(-)	(-)	(-)	(-)	(-)	(-)	(-)	(-)	(-)	(-)	(-)	(-)	(-)	(-)	(-)	(-)	(-)	(-)	(-)	(-)
UNIC	Trainers	•	2	1	1	1	1	1	1	1	1	1	1	1	1	1	1	1	1	1	1	1	1	1	1	1	1
		•••	(-)	(-)	(-)	(-)	(-)	(-)	(-)	(-)	(-)	(-)	(-)	(-)	(-)	(-)	(-)	(-)	(-)	(-)	(-)	(-)	(-)	(-)	(-)	(-)	(-)
UNIDO	Trainers	•	149	7	7	1	6	1	1	1	1	1	1	1	113	4	7	1	3	1	1	1	1	1	1	1	
		•••	(-)	(-)	(-)	(-)	(-)	(-)	(-)	(-)	(-)	(-)	(-)	(-)	(-)	(-)	(-)	(-)	(-)	(-)	(-)	(-)	(-)	(-)	(-)	(-)	(-)
UNIDO	Experts	•	3	3	3	3	3	3	3	3	3	3	3	3	3	3	3	3	3	3	3	3	3	3	3	3	
		•••	(-)	(-)	(-)	(-)	(-)	(-)	(-)	(-)	(-)	(-)	(-)	(-)	(-)	(-)	(-)	(-)	(-)	(-)	(-)	(-)	(-)	(-)	(-)	(-)	(-)
UNV	Experts	•	1	1	1	1	1	1	1	1	1	1	1	1	1	1	1	1	1	1	1	1	1	1	1	1	
		•••	(-)	(-)	(-)	(-)	(-)	(-)	(-)	(-)	(-)	(-)	(-)	(-)	(-)	(-)	(-)	(-)	(-)	(-)	(-)	(-)	(-)	(-)	(-)	(-)	(-)
UNV	Volunteers	•	2	2	2	2	2	2	2	2	2	2	2	2	2	2	2	2	2	2	2	2	2	2	2	2	
		•••	(-)	(-)	(-)	(-)	(-)	(-)	(-)	(-)	(-)	(-)	(-)	(-)	(-)	(-)	(-)	(-)	(-)	(-)	(-)	(-)	(-)	(-)	(-)	(-)	(-)
UPU	Trainers	•	15	1	1	1	1	1	1	1	1	1	1	1	1	1	1	1	1	1	1	1	1	1	1	1	
		•••	(-)	(-)	(-)	(-)	(-)	(-)	(-)	(-)	(-)	(-)	(-)	(-)	(-)	(-)	(-)	(-)	(-)	(-)	(-)	(-)	(-)	(-)	(-)	(-)	(-)

Region, Country, Organization	Sector	Type of Cooperation	Sector														Total	Others				
			Planning & Administration		Public Works & Utilities			Agriculture, Forestry & Fisheries				Mining & Industry		Energy		Commerce & Tourism			Human Resources Development		Public Health & Medicine	Social Welfare
			Develop. from Financing	Public Administration	Public Works	Transportation	Social Infra-structure	Telecommunications & Broadcasting	Agriculture	Livestock & Poultry	Forestry	Fisheries	Mining	Manufacturing	Energy	Commerce & Trade	Tourism	Human Resources	Science & Culture	Public Health & Medicine	Social Welfare	
DWT	Experts	**	1	-	-	-	-	-	3	-	-	-	-	-	-	-	-	-	-	-	-	-
		***	(-)	(-)	(-)	(-)	(-)	(-)	(-)	(-)	(-)	(-)	(-)	(-)	(-)	(-)	(-)	(-)	(-)	(-)	(-)	(-)
WARDA	Trainers	*	1	-	-	-	-	-	1	-	-	-	-	-	-	-	-	-	-	-	-	-
		***	(-)	(-)	(-)	(-)	(-)	(-)	(-)	(-)	(-)	(-)	(-)	(-)	(-)	(-)	(-)	(-)	(-)	(-)	(-)	(-)
WARDA	Experts	**	8	-	-	-	-	7	-	-	-	-	-	-	-	-	-	-	-	-	-	-
		***	(-)	(-)	(-)	(-)	(-)	(-)	(-)	(-)	(-)	(-)	(-)	(-)	(-)	(-)	(-)	(-)	(-)	(-)	(-)	(-)
WARDA	Experts	**	1	-	-	-	-	1	-	-	-	-	-	-	-	-	-	-	-	-	-	-
		***	(1)	(-)	(-)	(-)	(-)	(-)	(-)	(-)	(-)	(-)	(-)	(-)	(-)	(-)	(-)	(-)	(-)	(-)	(-)	(-)
WFCL	Experts	**	2	-	-	-	-	2	-	-	-	-	-	-	-	-	-	-	-	-	-	-
		***	(-)	(-)	(-)	(-)	(-)	(-)	(-)	(-)	(-)	(-)	(-)	(-)	(-)	(-)	(-)	(-)	(-)	(-)	(-)	(-)
WHO	Trainers	*	268	-	-	12	1	-	-	1	-	-	-	2	-	-	-	-	-	230	21	1
		**	63	-	-	8	-	-	-	-	-	-	-	2	-	-	-	-	-	52	1	-
	***	(19)	(-)	(0)	(-)	(-)	(-)	(-)	(-)	(-)	(-)	(-)	(-)	(0)	(-)	(-)	(-)	(-)	(17)	(-)	(-)	
	**	3	-	-	-	-	-	-	-	-	-	-	-	-	-	-	-	-	-	3	-	-
WHO	Experts	**	(-)	(-)	(-)	(-)	(-)	(-)	(-)	(-)	(-)	(-)	(-)	(-)	(-)	(-)	(-)	(-)	(-)	(-)	(-)	(-)
		***	(-)	(-)	(-)	(-)	(-)	(-)	(-)	(-)	(-)	(-)	(-)	(-)	(-)	(-)	(-)	(-)	(-)	(-)	(-)	(-)
WIPO	Trainers	*	2	-	-	-	-	-	-	-	-	-	-	-	-	-	-	-	-	-	-	-
		***	(-)	(-)	(-)	(-)	(-)	(-)	(-)	(-)	(-)	(-)	(-)	(-)	(-)	(-)	(-)	(-)	(-)	(-)	(-)	(-)
WMO	Trainers	**	12	-	-	11	-	-	-	-	-	-	-	-	-	-	-	-	-	-	-	-
		***	6	-	-	6	-	-	-	-	-	-	-	-	-	-	-	-	-	-	-	-
Unspecified	Trainers	**	1,479	11	247	1	174	54	110	142	13	21	53	16	63	254	84	7	67	-	50	33
		***	(-)	(-)	(-)	(-)	(-)	(-)	(-)	(-)	(-)	(-)	(-)	(-)	(-)	(-)	(-)	(-)	(-)	(-)	(-)	(-)
Unspecified	Experts	**	3	-	-	-	-	-	3	-	-	-	-	-	-	-	-	-	-	-	-	-
		***	(3)	(-)	(-)	(-)	(-)	(-)	(-)	(-)	(-)	(-)	(-)	(-)	(-)	(-)	(-)	(-)	(-)	(-)	(-)	(-)
Total	Trainers	*	2,920	14	344	23	272	71	359	312	30	39	224	22	236	317	104	7	133	12	309	81
		**	179	-	8	40	2	8	17	-	9	3	-	14	2	-	-	-	2	1	60	4
	***	(32)	(-)	(2)	(3)	(-)	(-)	(4)	(-)	(-)	(-)	(-)	(-)	(2)	(-)	(-)	(-)	(-)	(1)	(17)	(-)	
	**	835	69	23	3	98	72	56	85	2	7	195	41	80	5	12	1	1	52	1	10	23
Total	Experts	**	132	20	4	2	14	6	19	22	2	1	29	5	2	1	1	1	2	1	1	1
		***	(66)	(3)	(3)	(2)	(6)	(4)	(3)	(15)	(-)	(1)	(20)	(3)	(1)	(1)	(1)	(1)	(2)	(-)	(-)	(-)
Total	Volunteers	**	2	-	-	-	-	-	-	-	-	-	-	-	-	-	-	-	-	-	-	-
		***	(-)	(-)	(-)	(-)	(-)	(-)	(-)	(-)	(-)	(-)	(-)	(-)	(-)	(-)	(-)	(-)	(-)	(-)	(-)	(-)

Japan International Cooperation Agency

Annual Report 1984

昭和60年3月30日 発行◎

監 修 国 際 協 力 事 業 団

発 行 財 団 国 際 協 力 サービス・センター

東京都新宿区市ケ谷本村町42番地
経済協力センタービル

〒162 (355)6411 (代表)

落丁・乱丁本はお取替えいたします。

印刷 備 東 神 堂

JICA JAPAN INTERNATIONAL COOPERATION AGENCY

annual report 1984