

FIG. 2 - (1) DAM SITE B-LINE ANALYSIS SECTION MAP

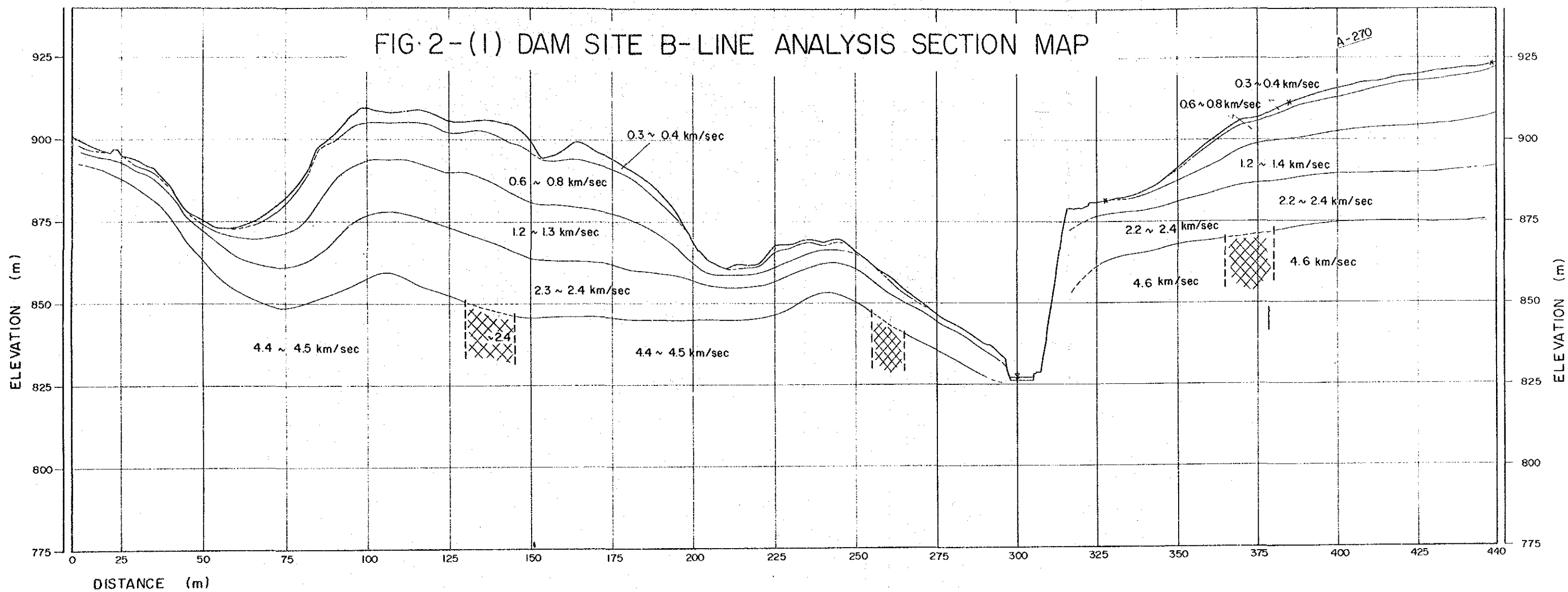
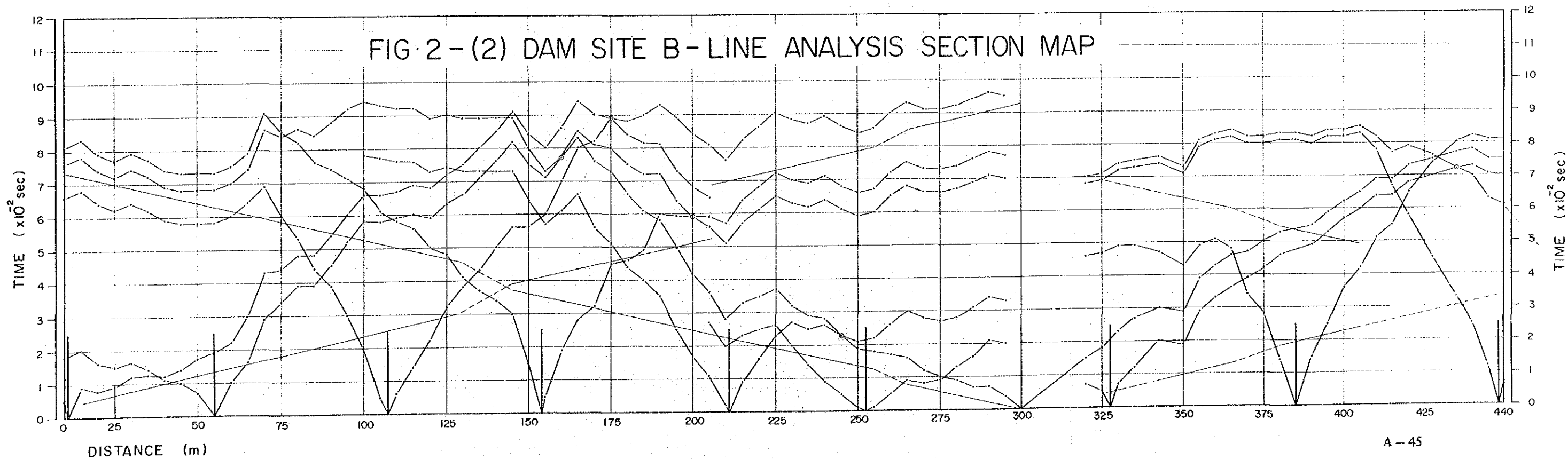


FIG. 2 - (2) DAM SITE B-LINE ANALYSIS SECTION MAP



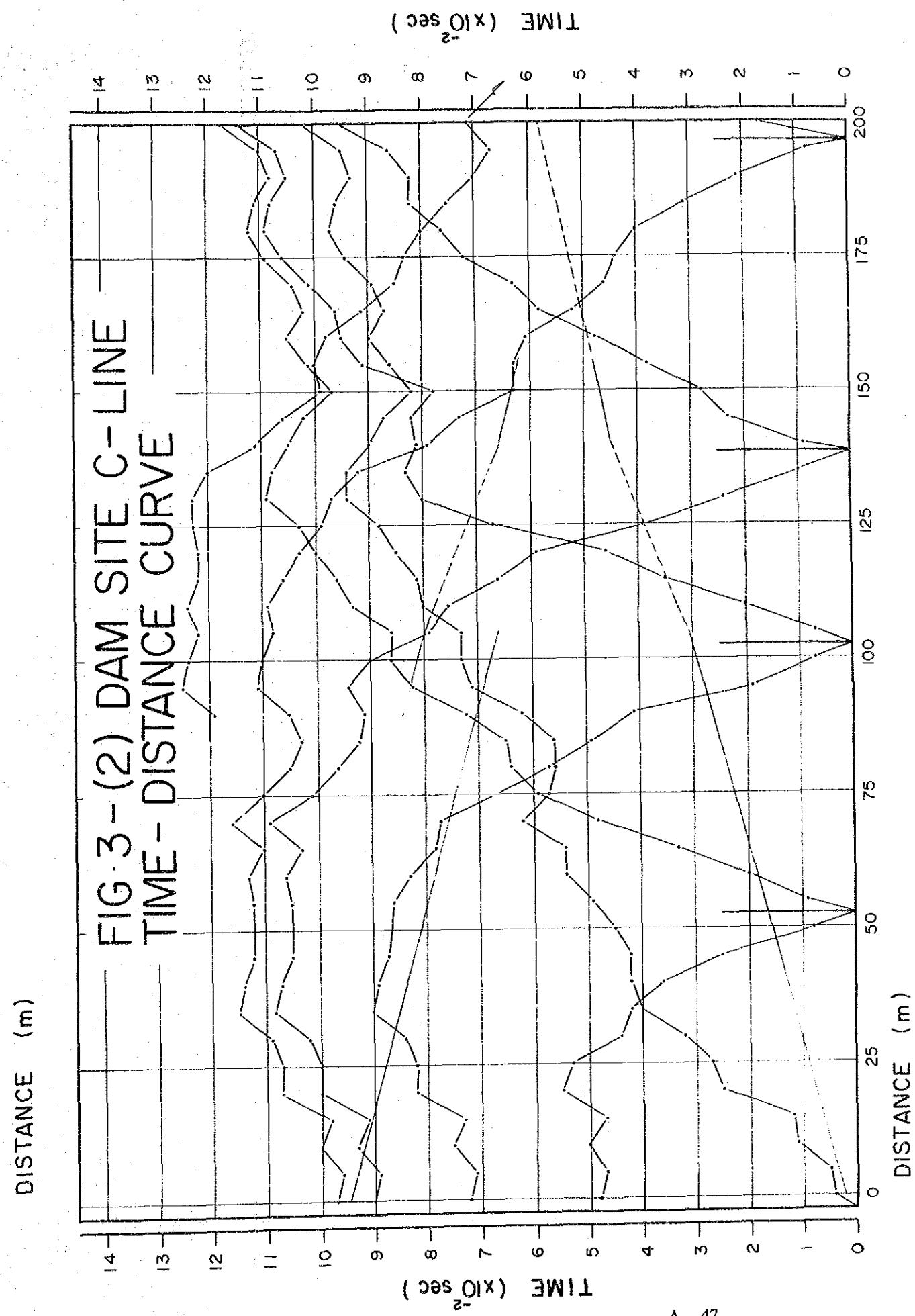
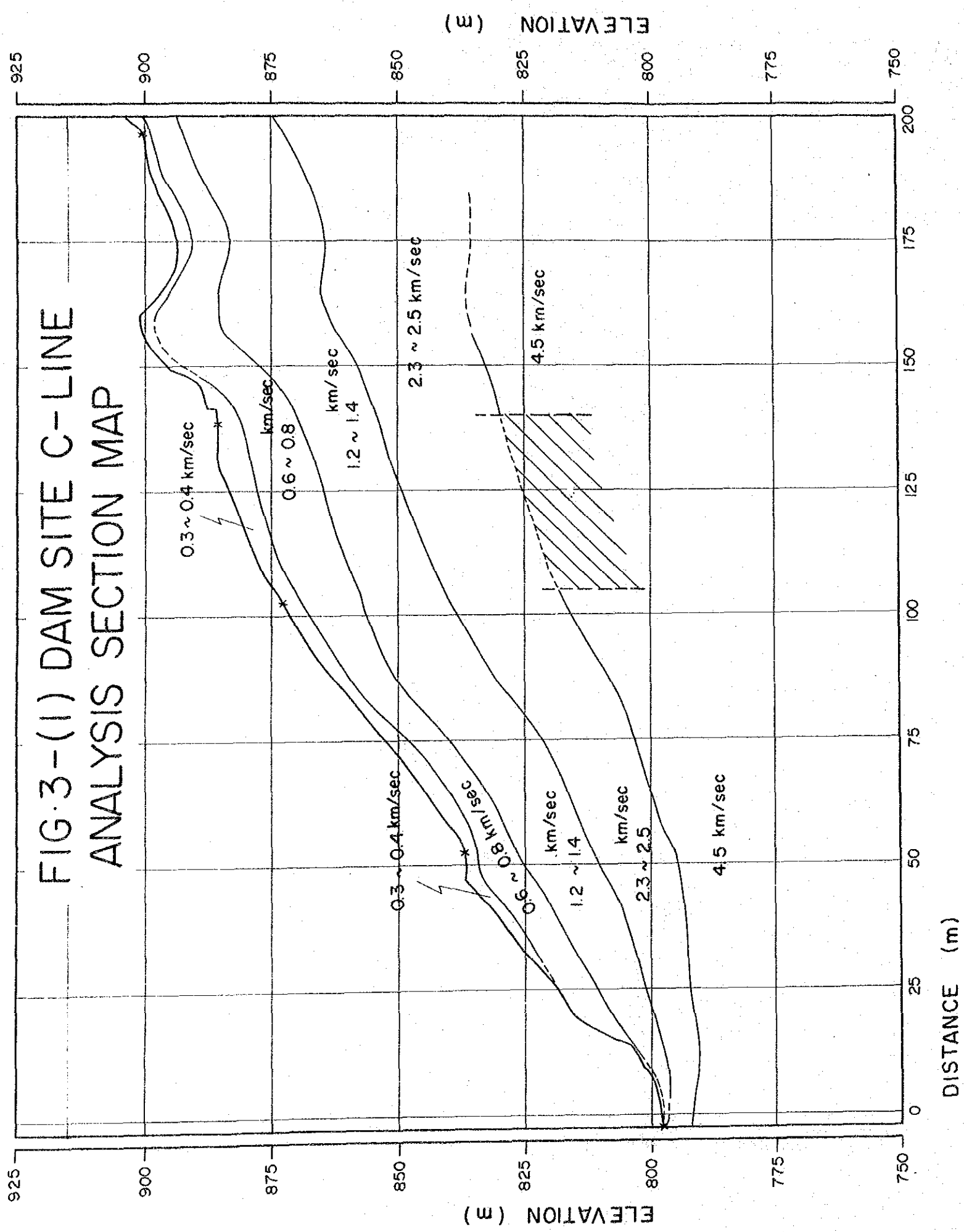


FIG. 4 - (I) DAM SITE D-LINE ANALYSIS SECTION MAP

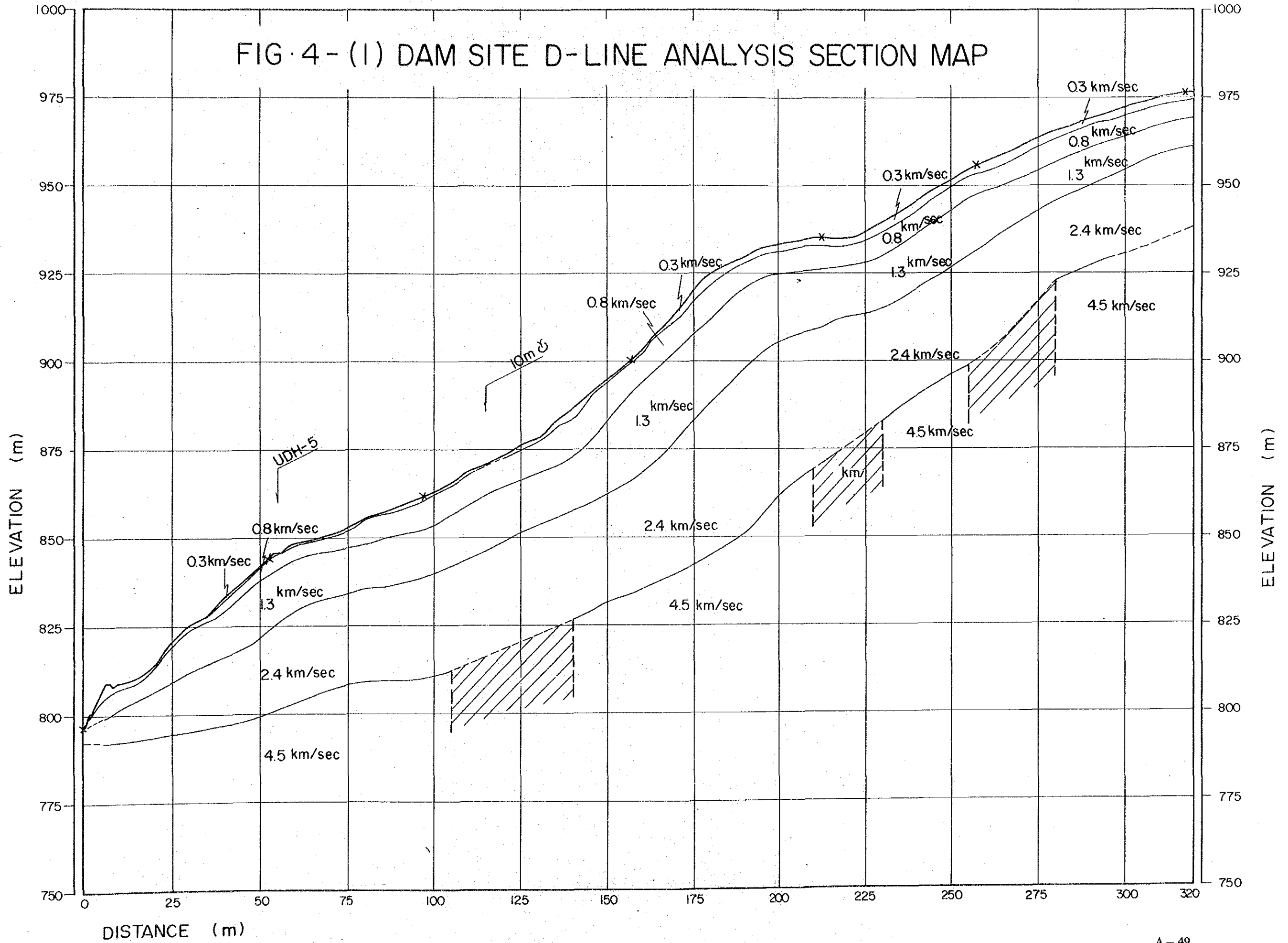
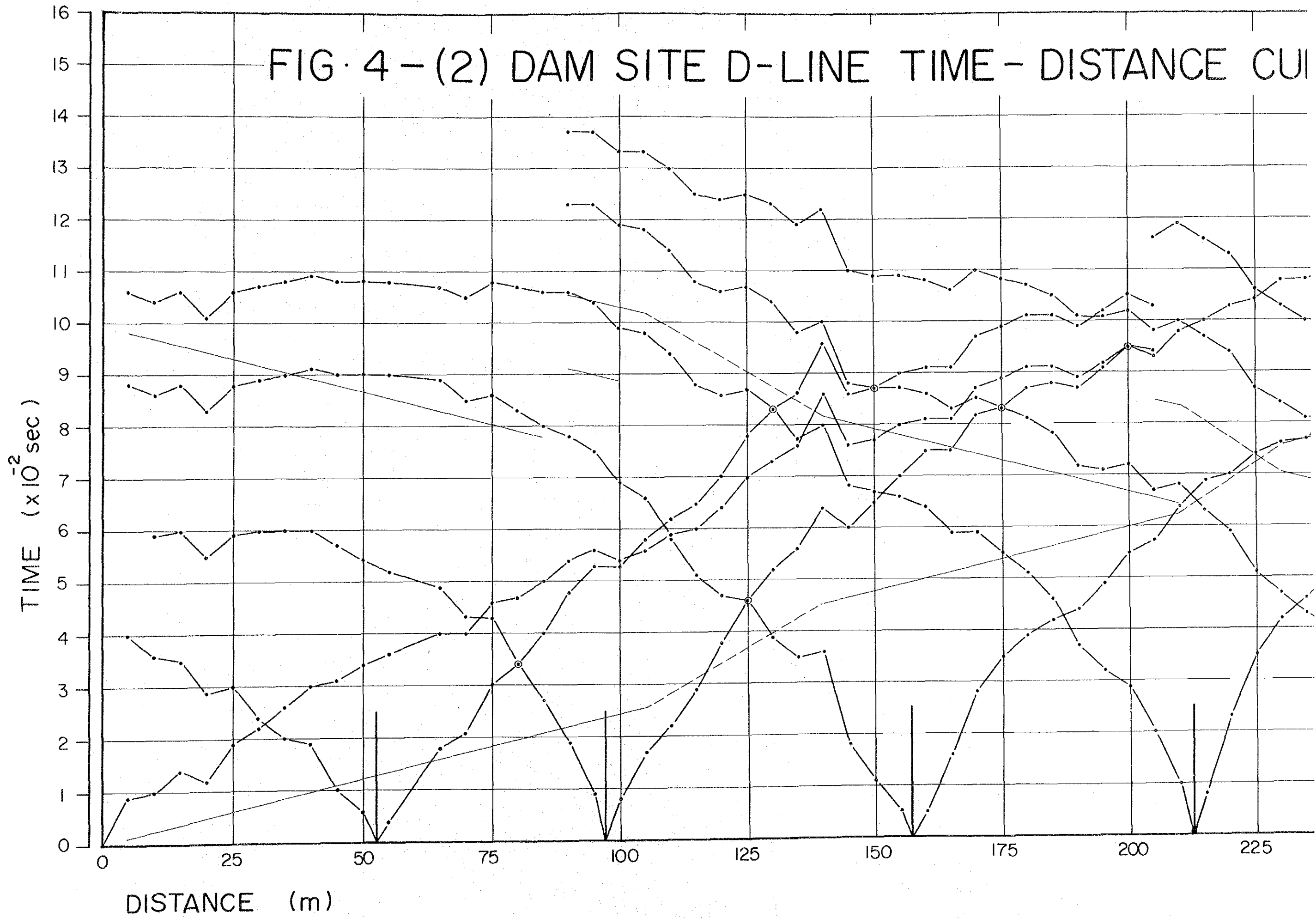


FIG. 4 - (2) DAM SITE D-LINE TIME - DISTANCE CURVE



2) DAM SITE D-LINE TIME - DISTANCE CURVE

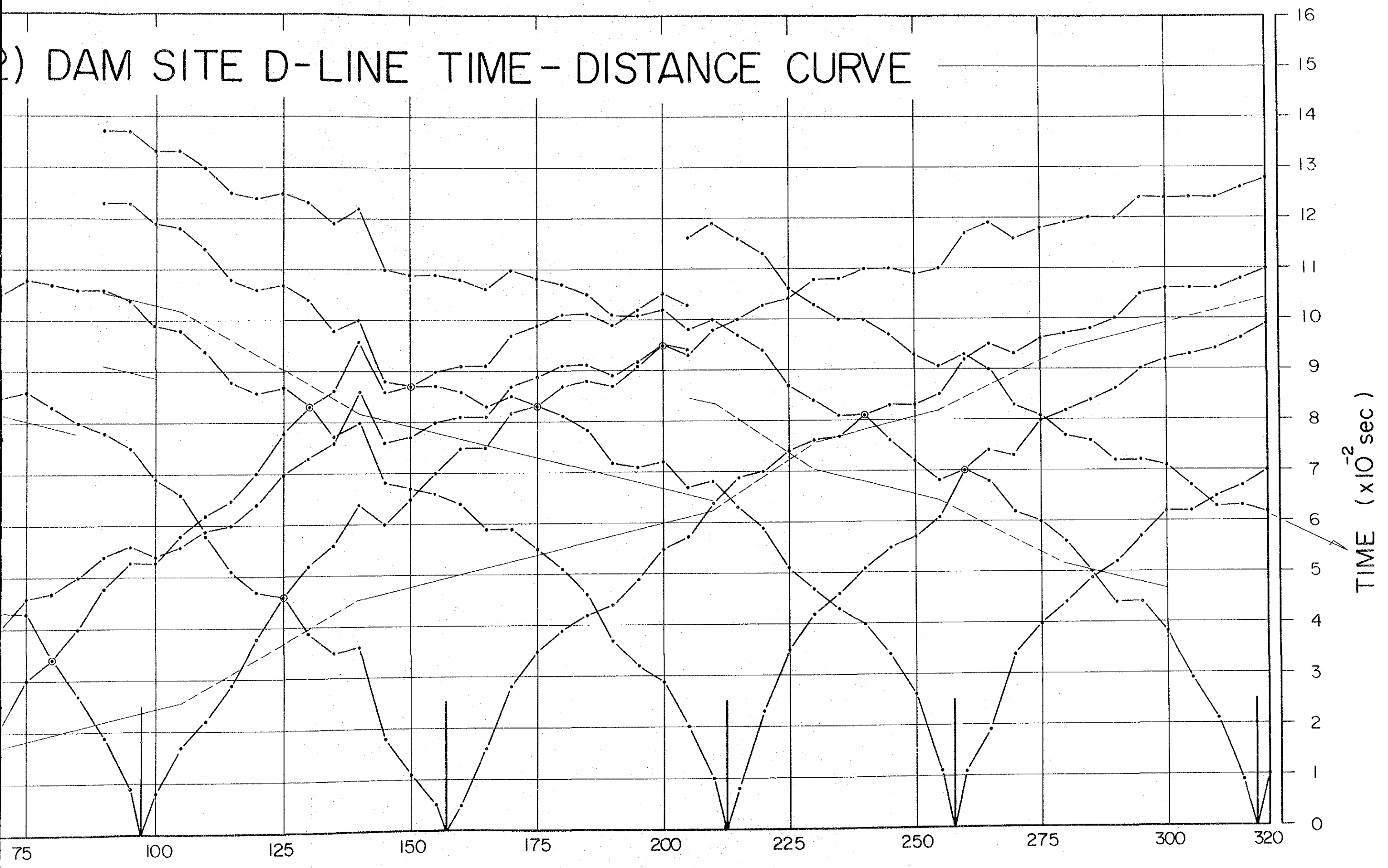


FIG. 5-(I) PIKHUWA A-LINE ANALYSIS SECTION MAP

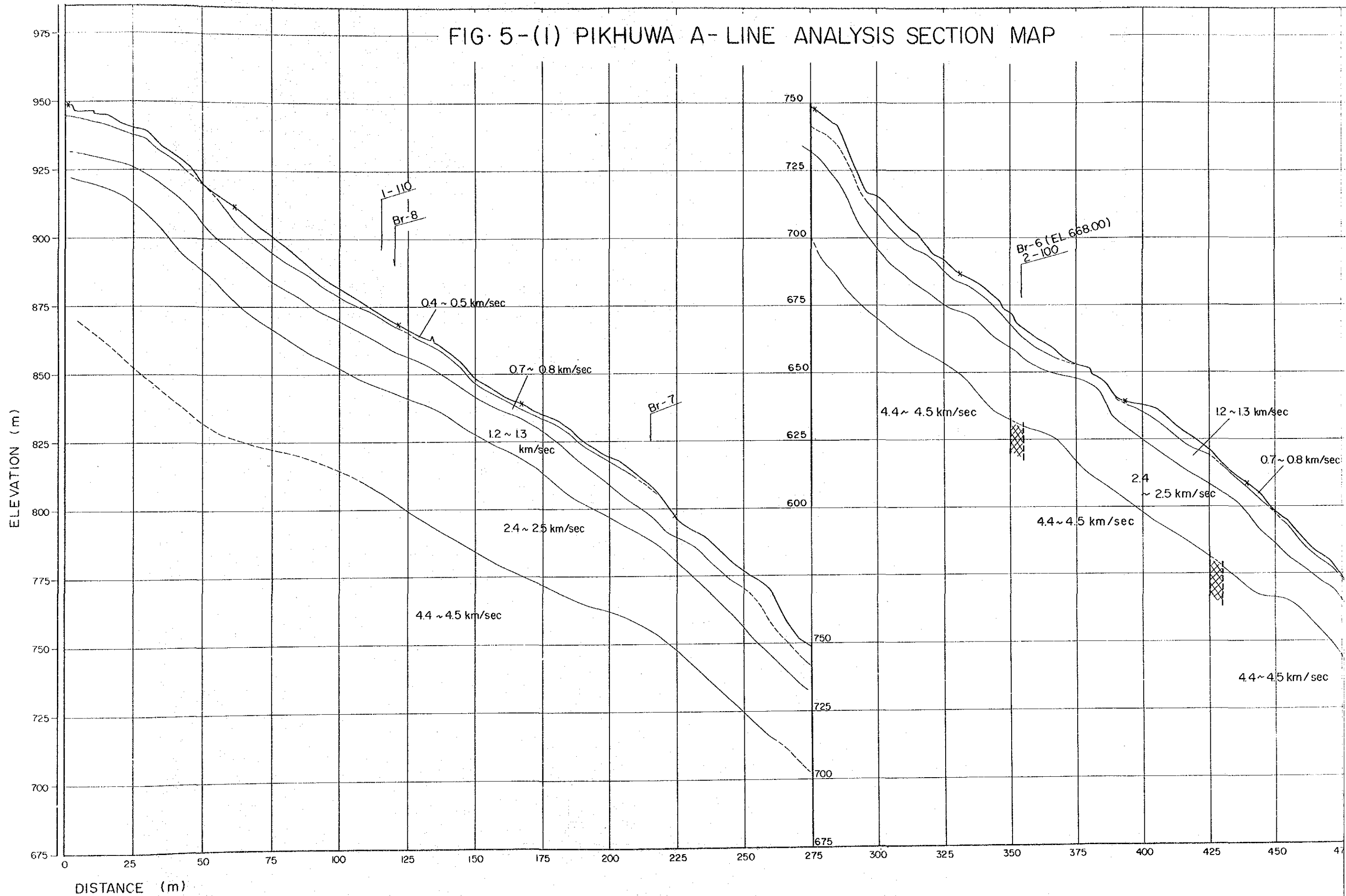


FIG. 5-(1) PIKHUWA A-LINE ANALYSIS SECTION MAP

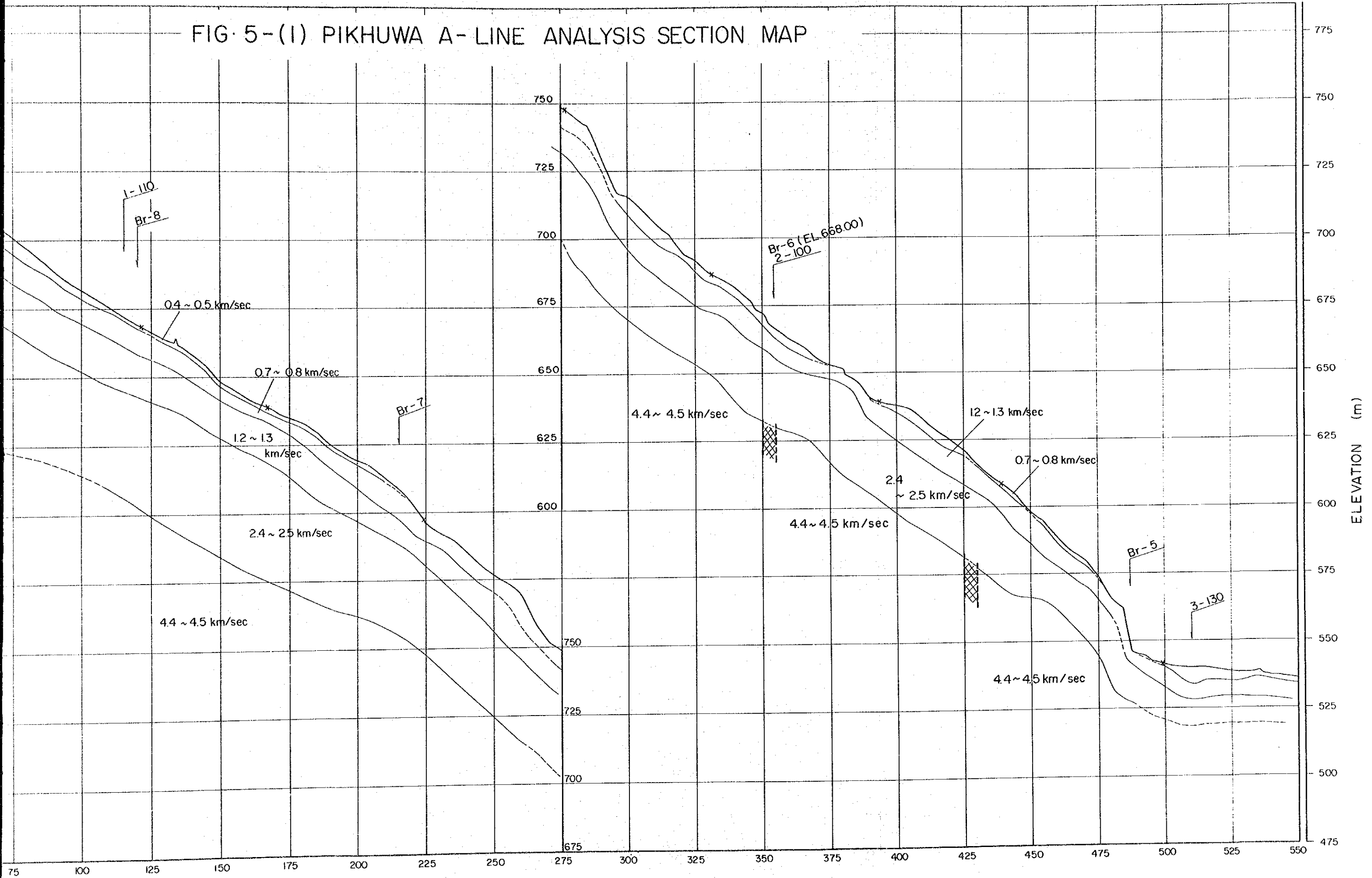


FIG 5-(2) PIKHUWA A-LINE TIME - DISTANCE CURVE

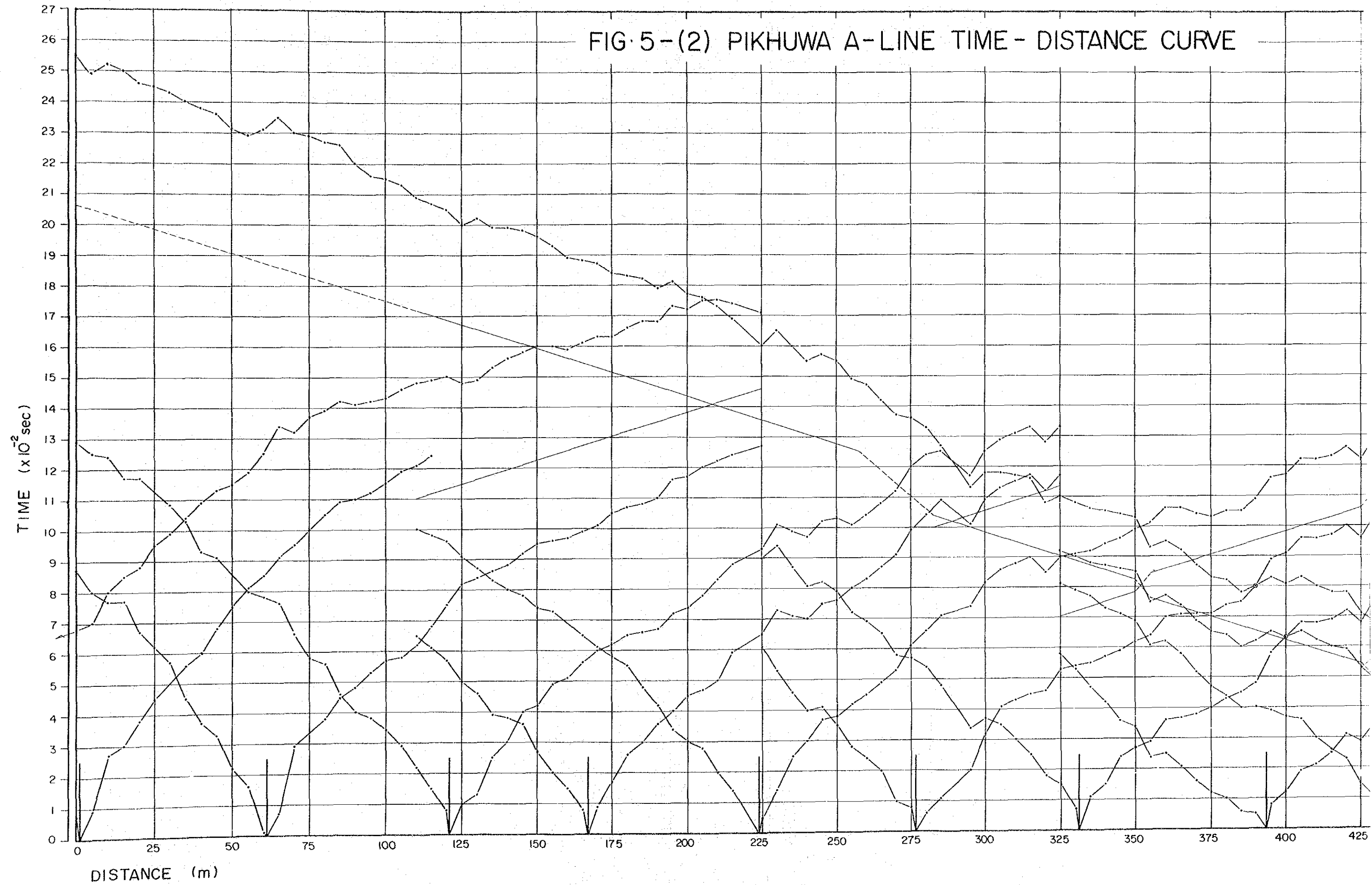
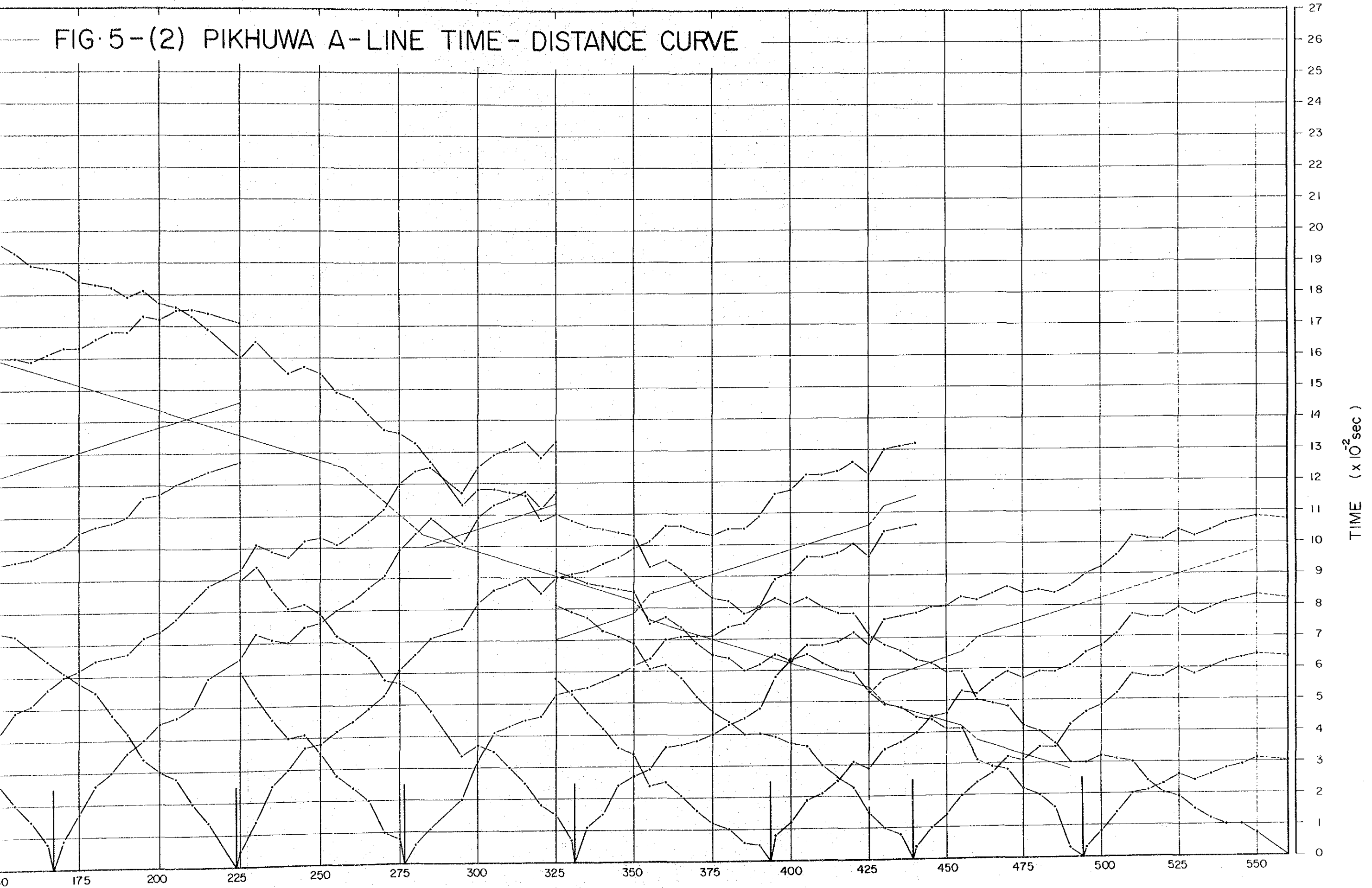
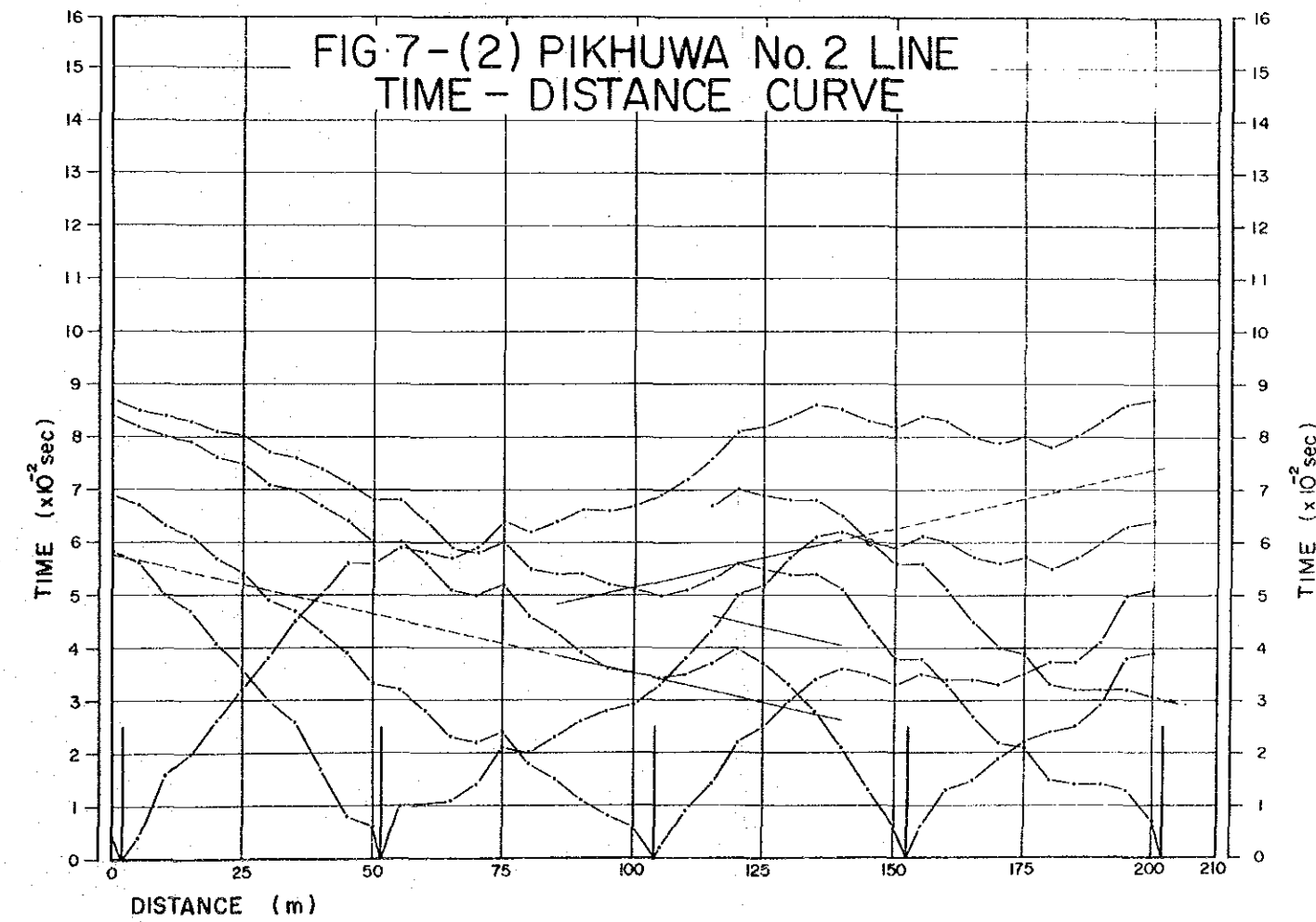
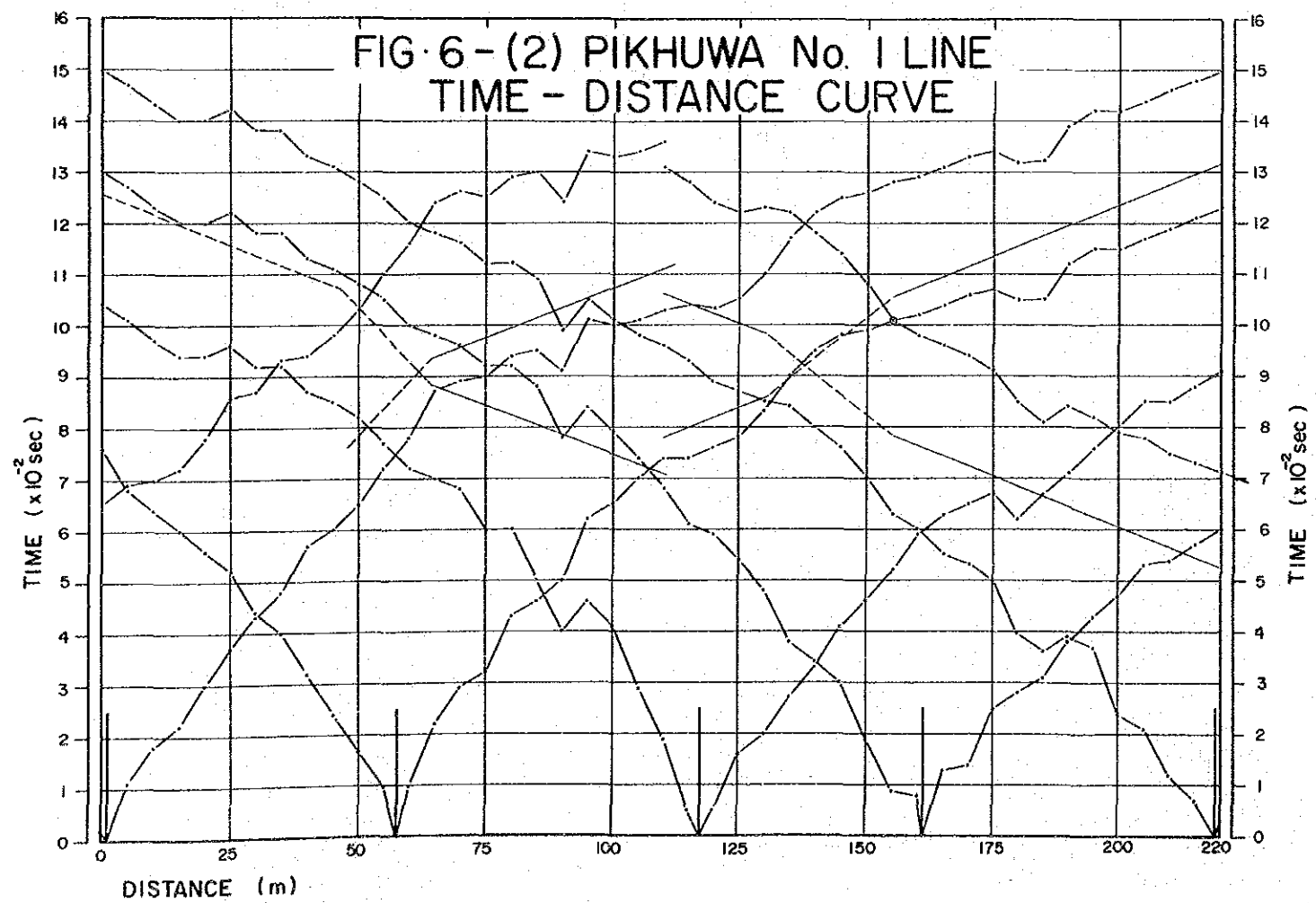
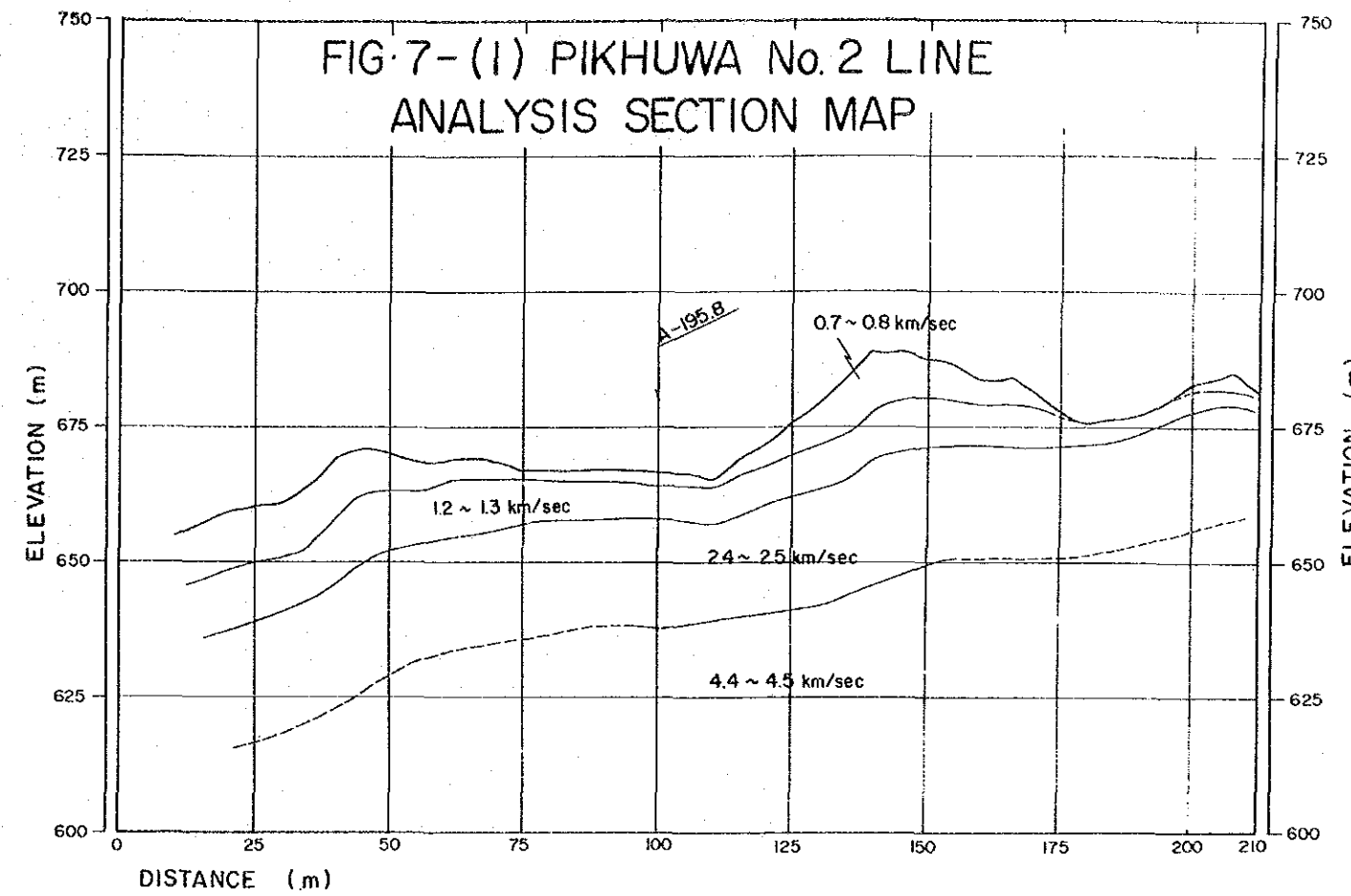
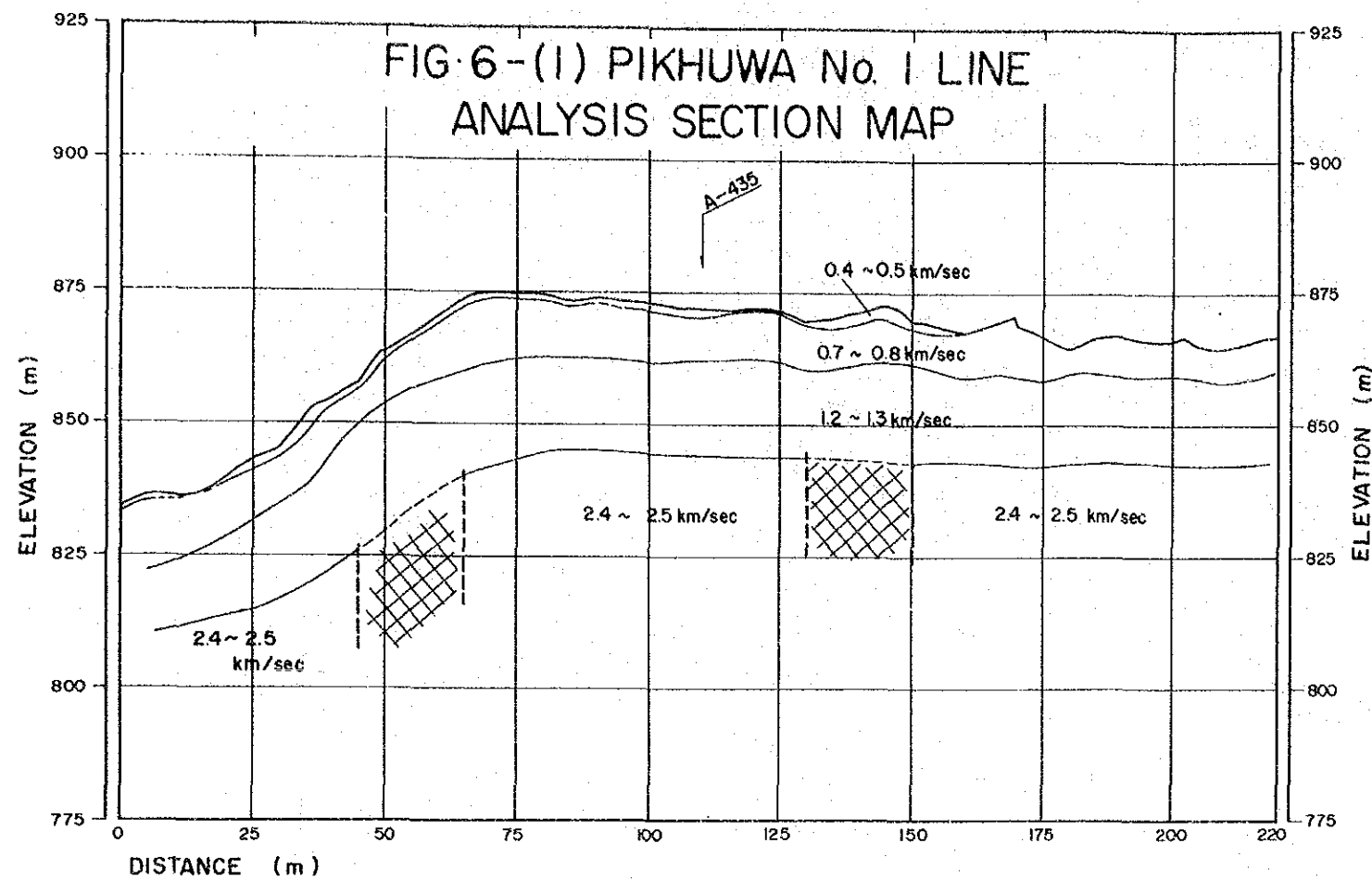


FIG. 5-(2) PIKHUWA A-LINE TIME - DISTANCE CURVE





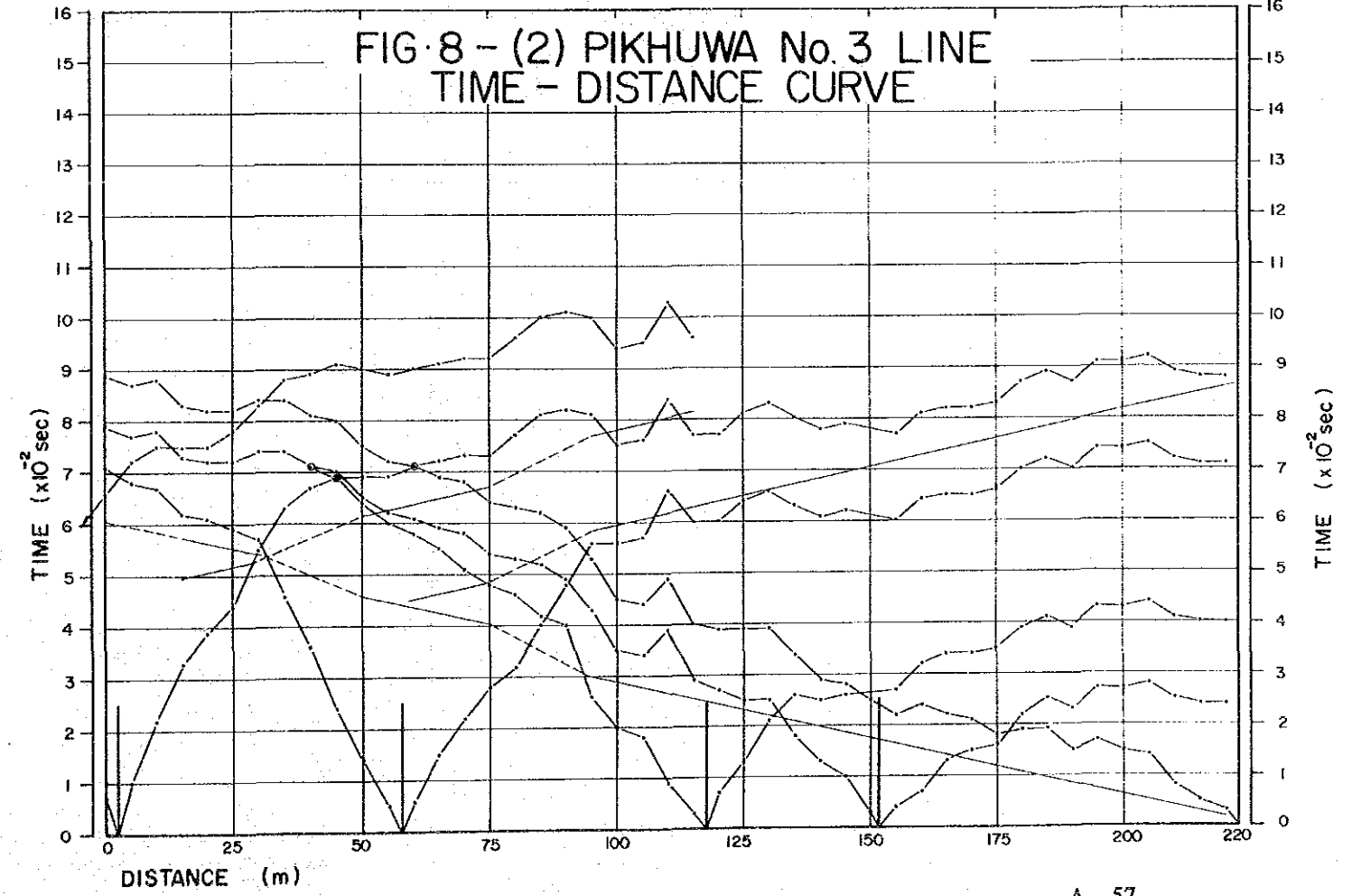
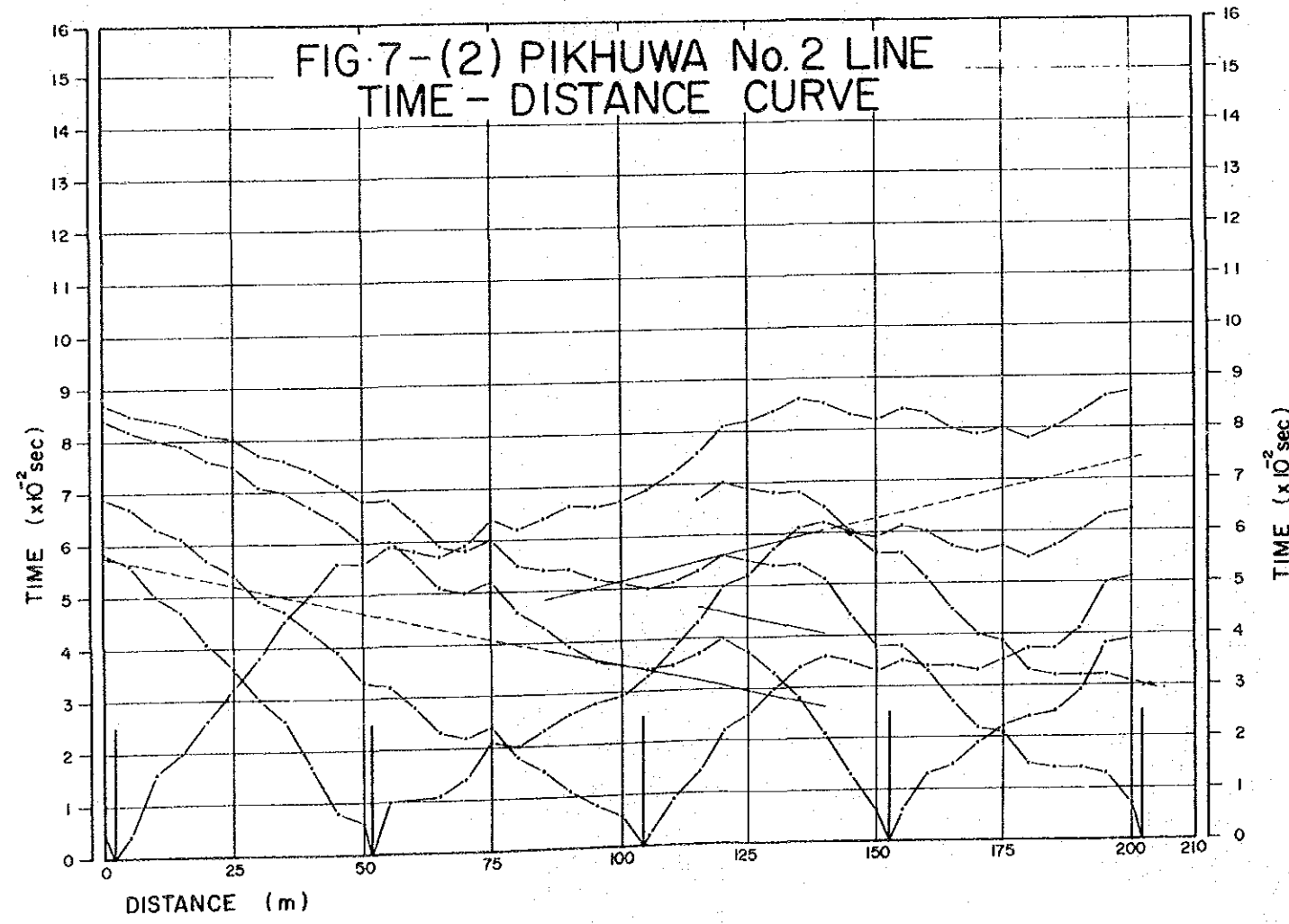
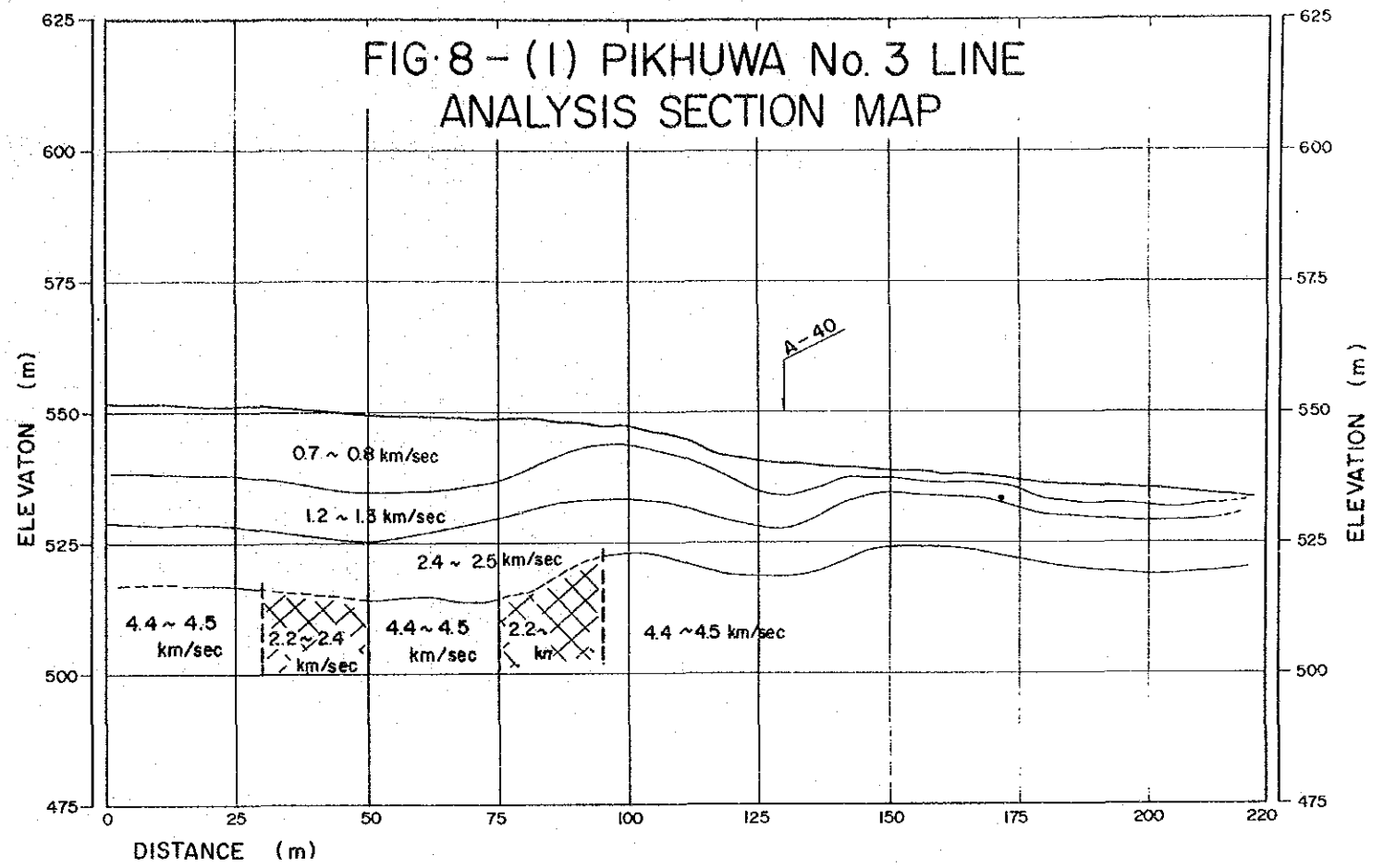
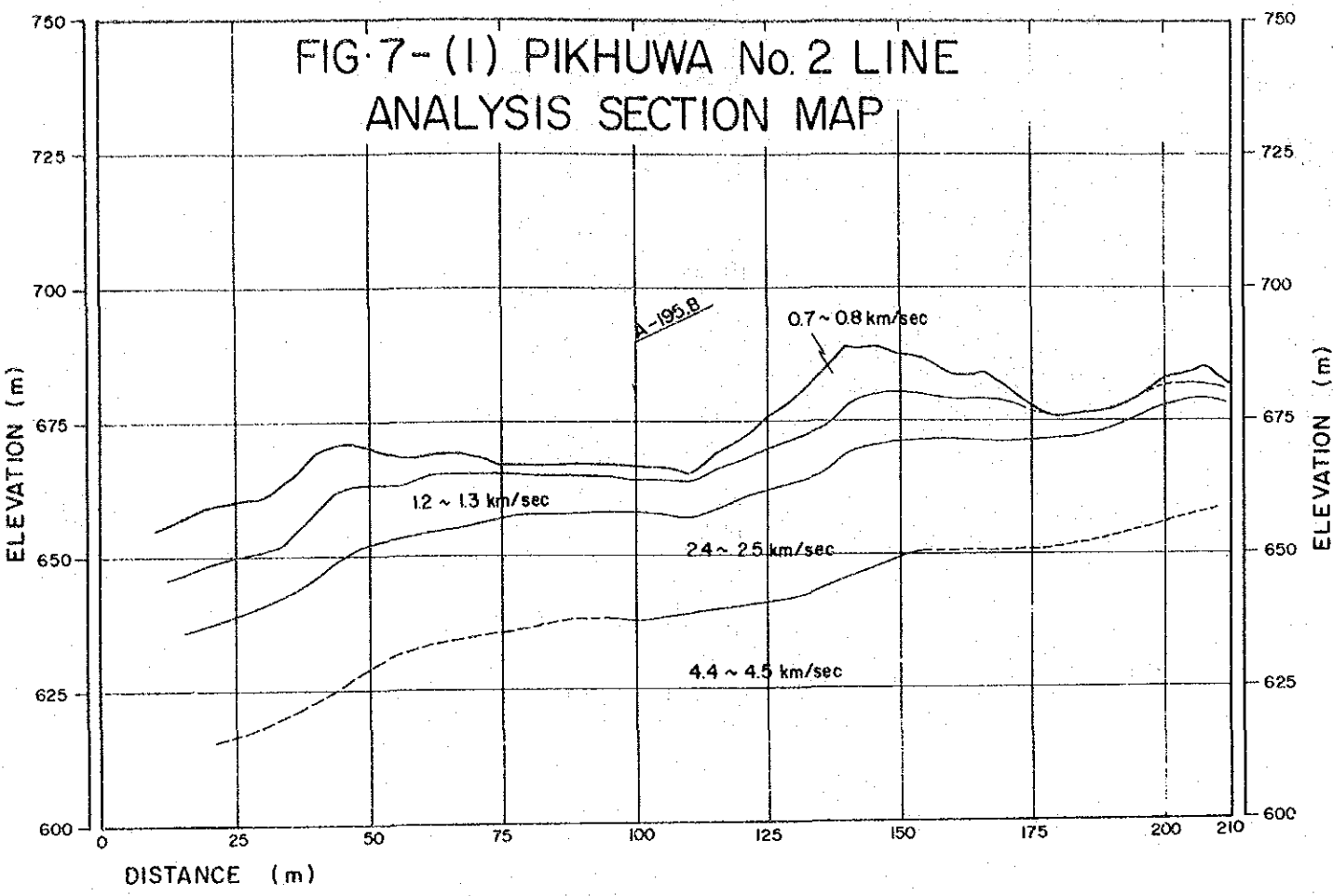


FIG. 9 - (I) KAGUWA A-LINE ANALYSIS SECTION MAP

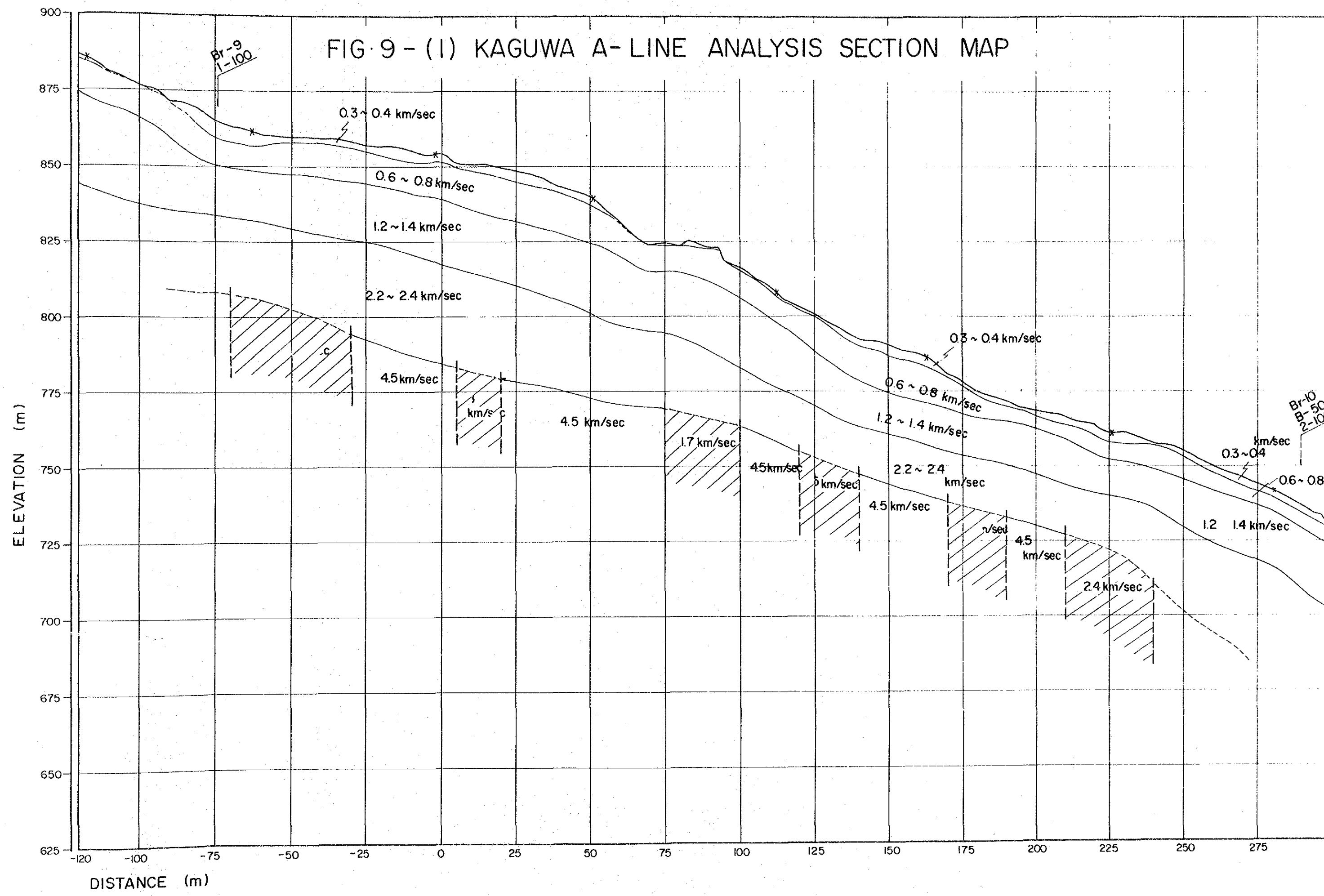


FIG. 9 - (I) KAGUWA A-LINE ANALYSIS SECTION MAP

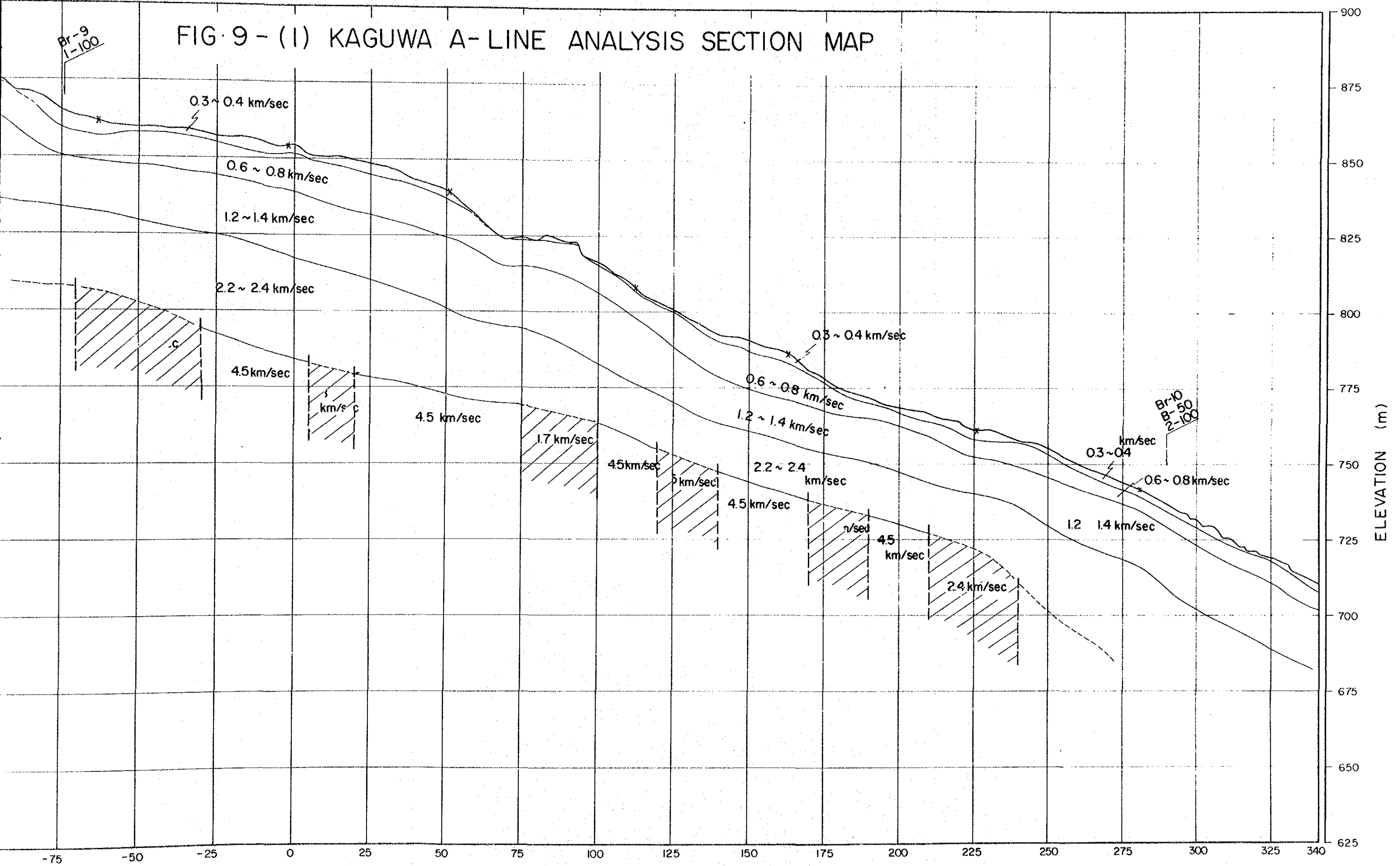
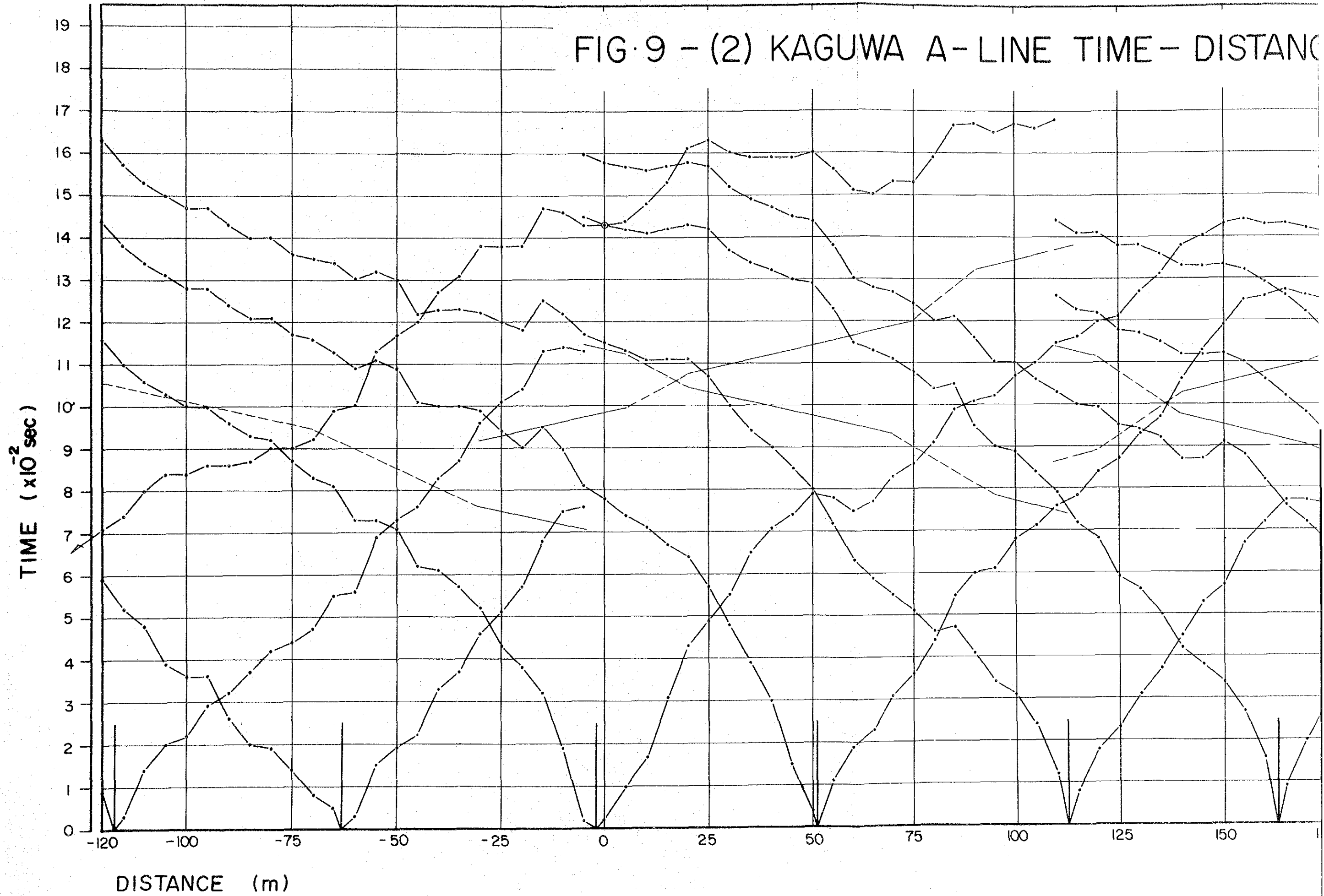


FIG. 9 - (2) KAGUWA A-LINE TIME - DISTANCE



KAGUWA A-LINE TIME - DISTANCE CURVE

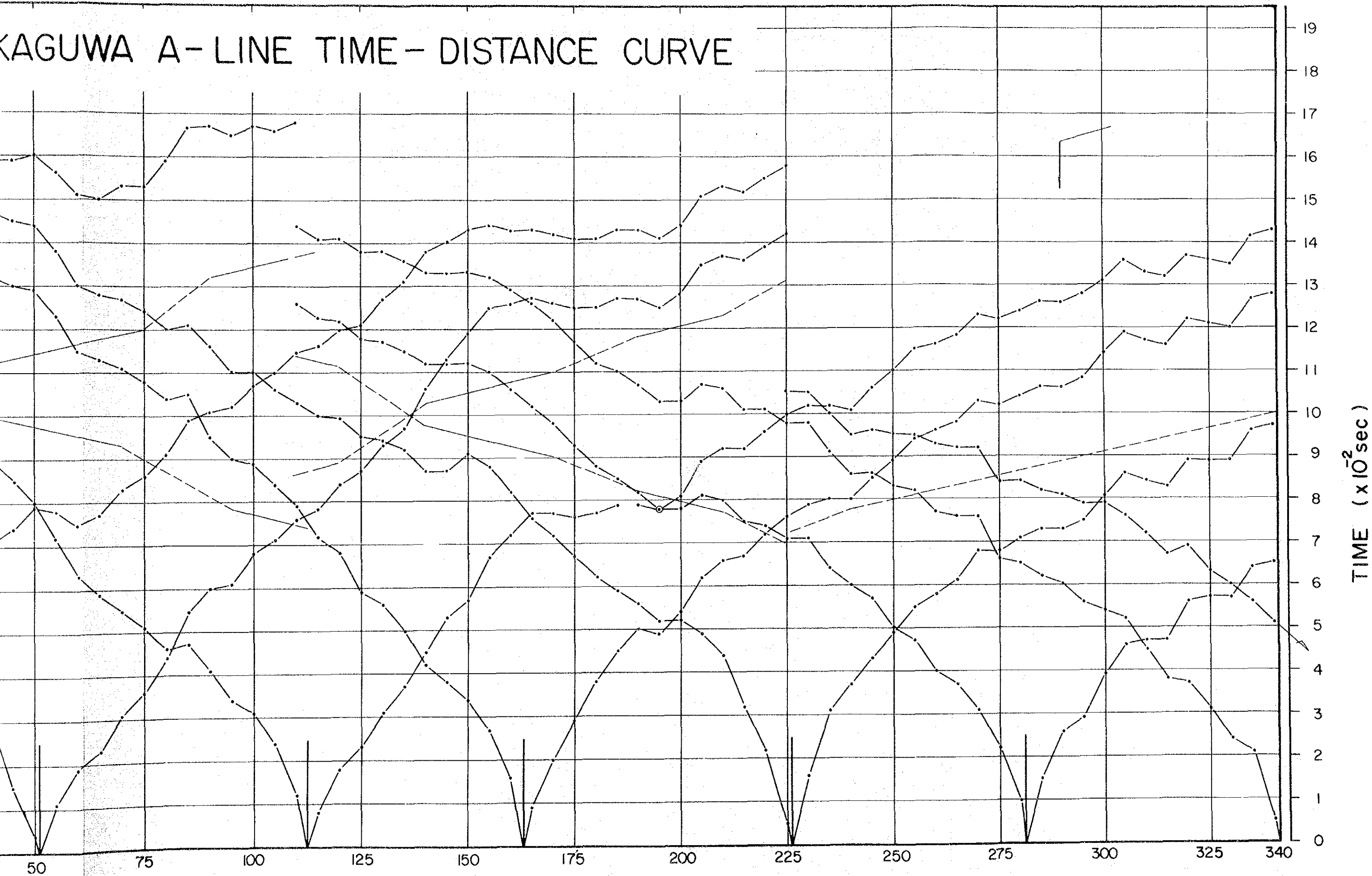


FIG. 10-(1) KAGUWA B-LINE ANALYSIS SECTION MAP

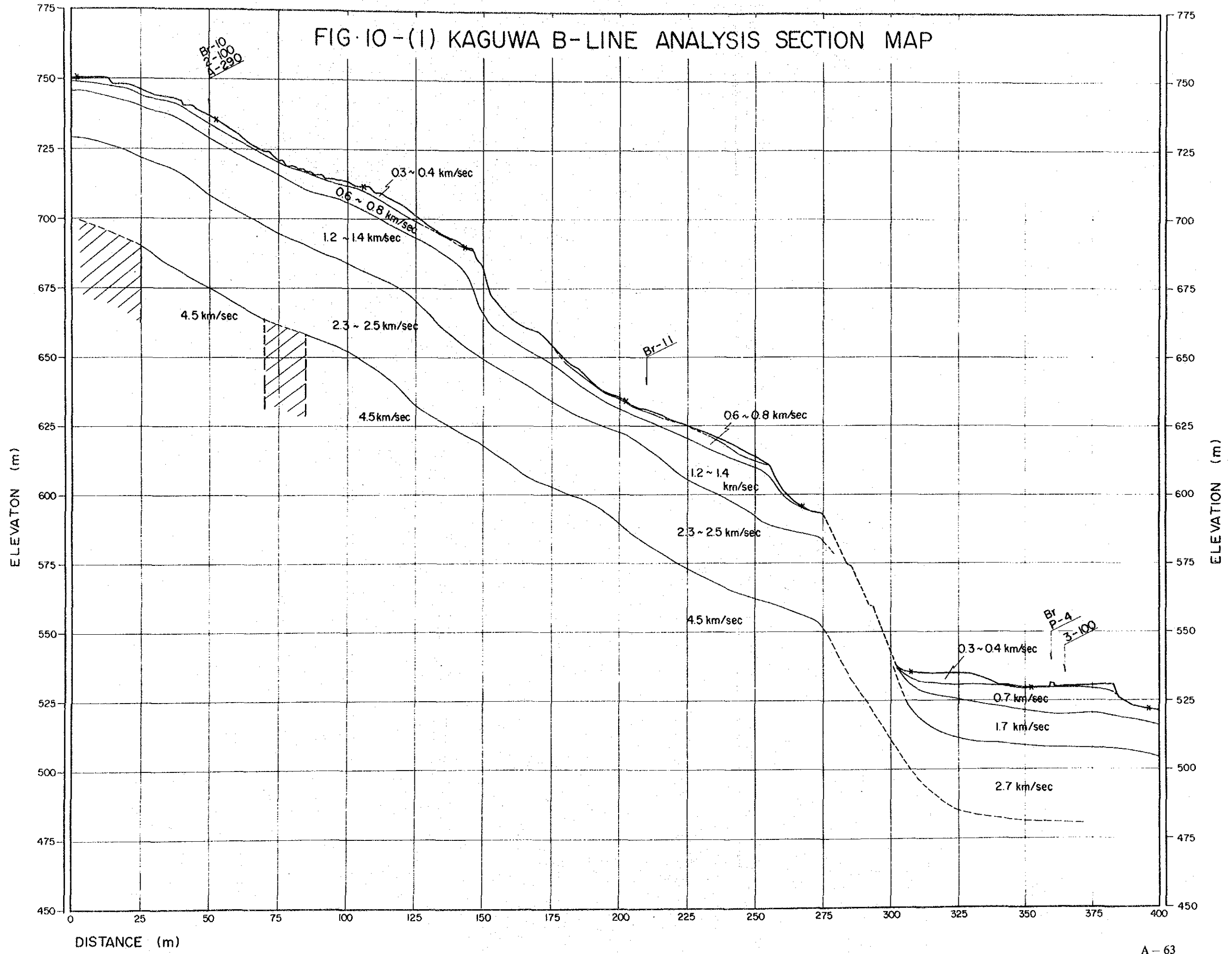
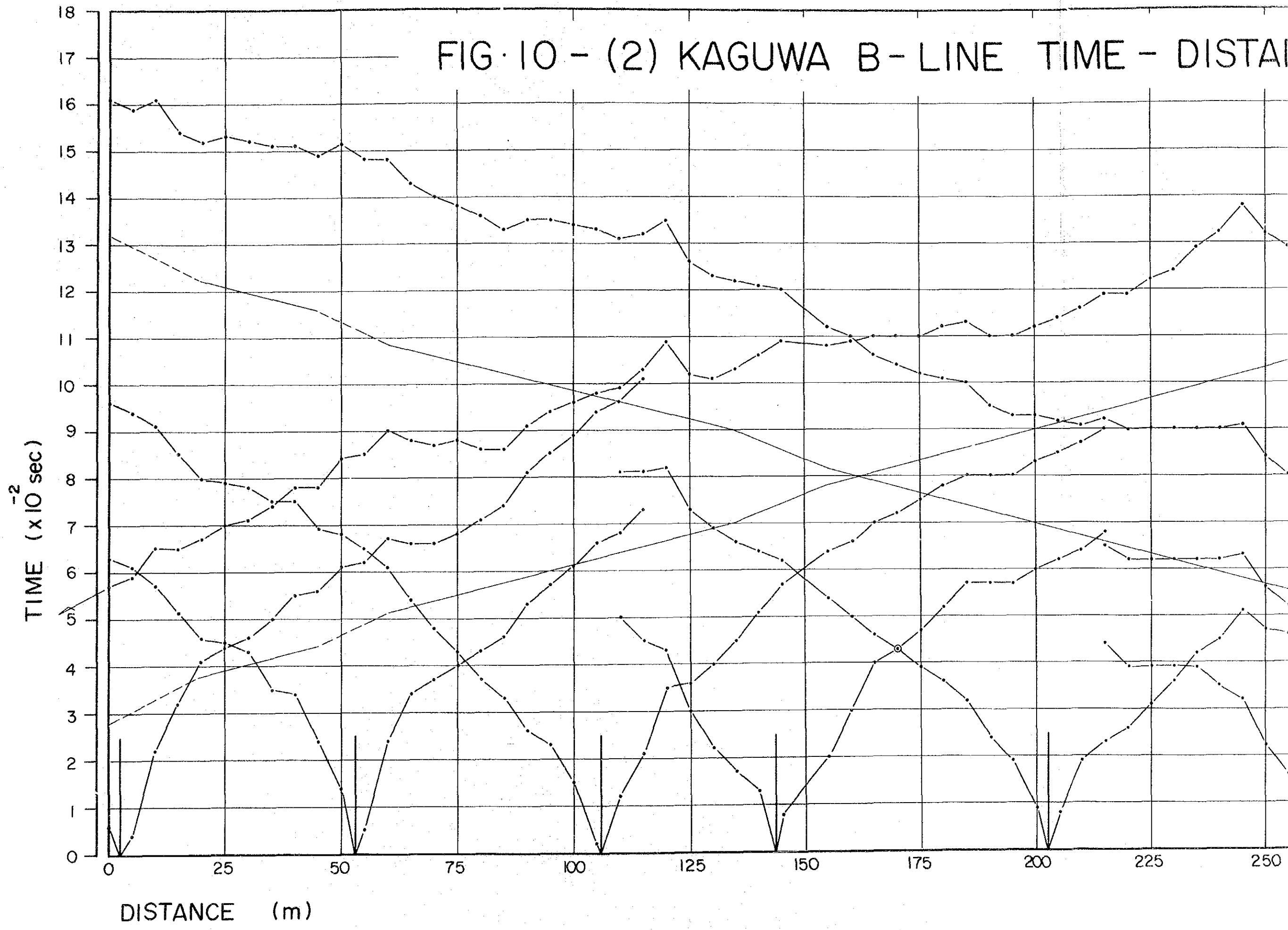
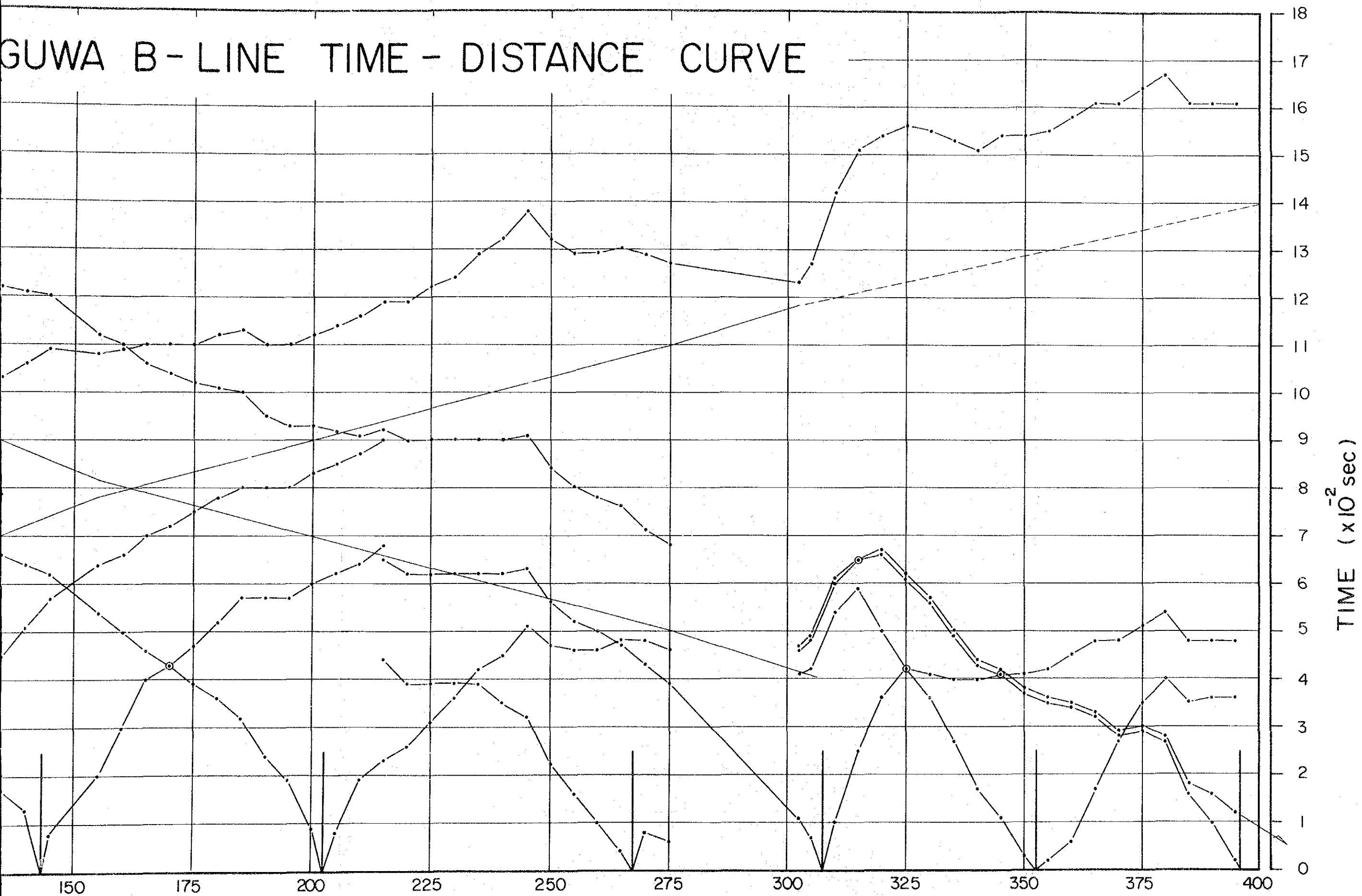
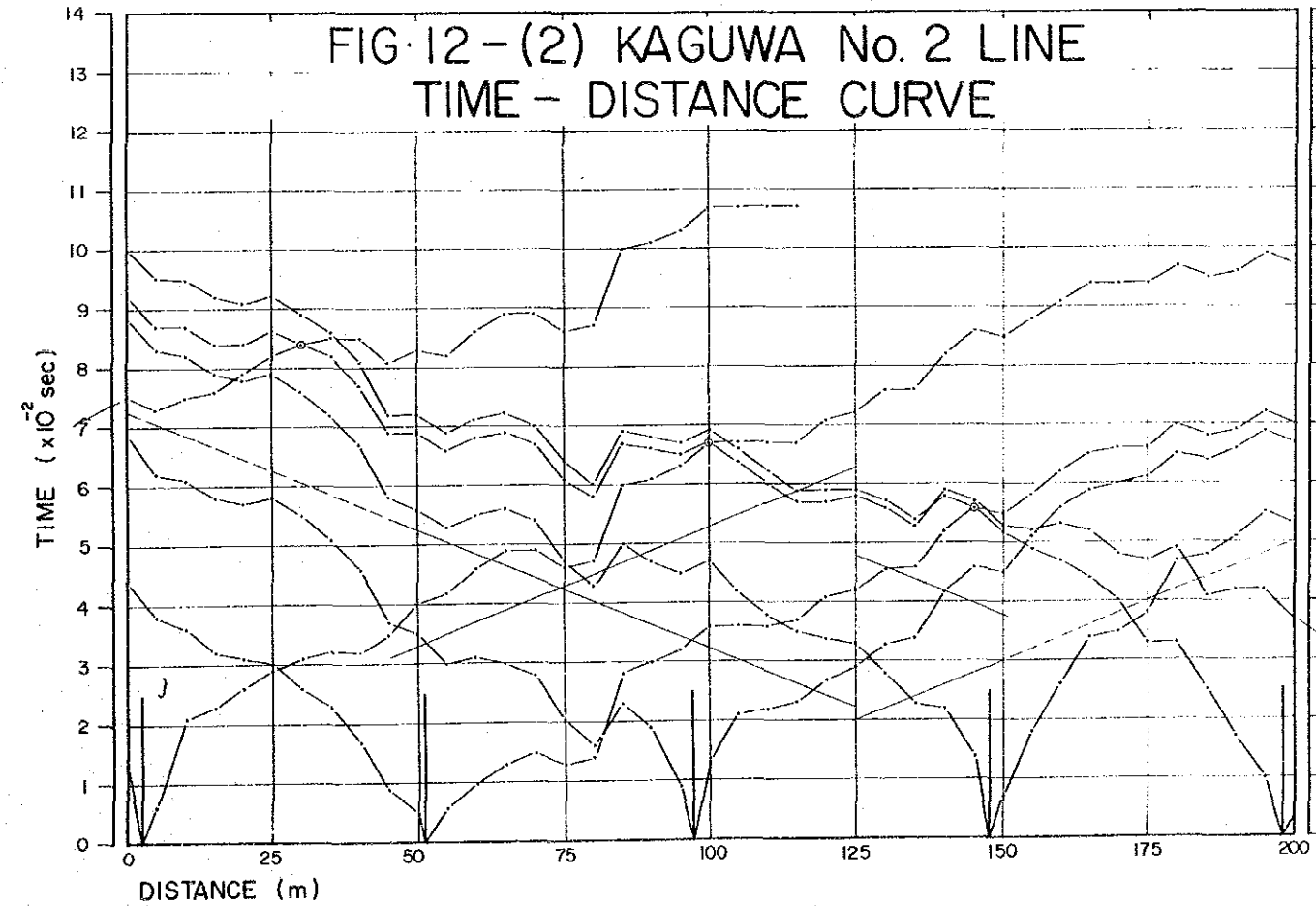
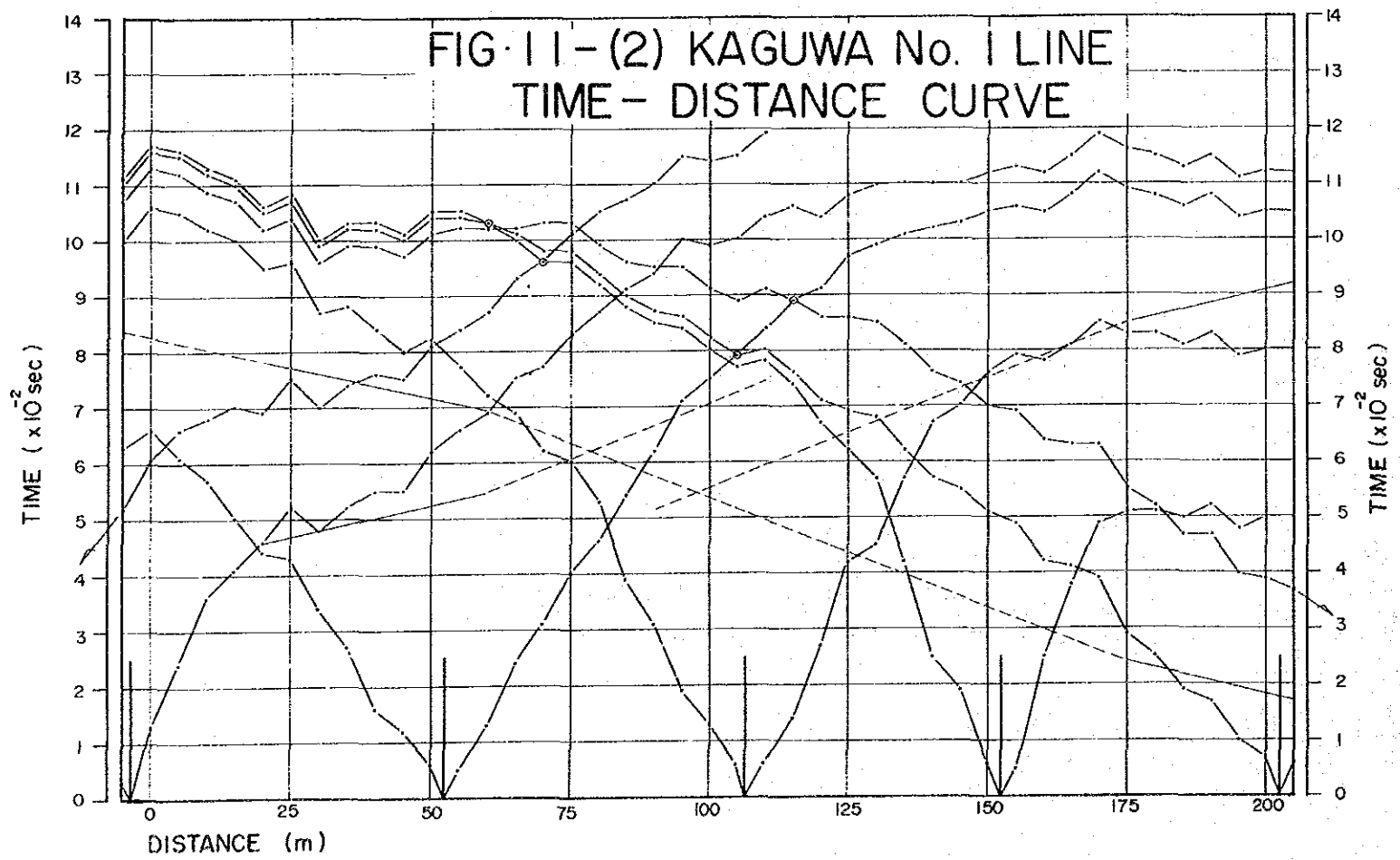
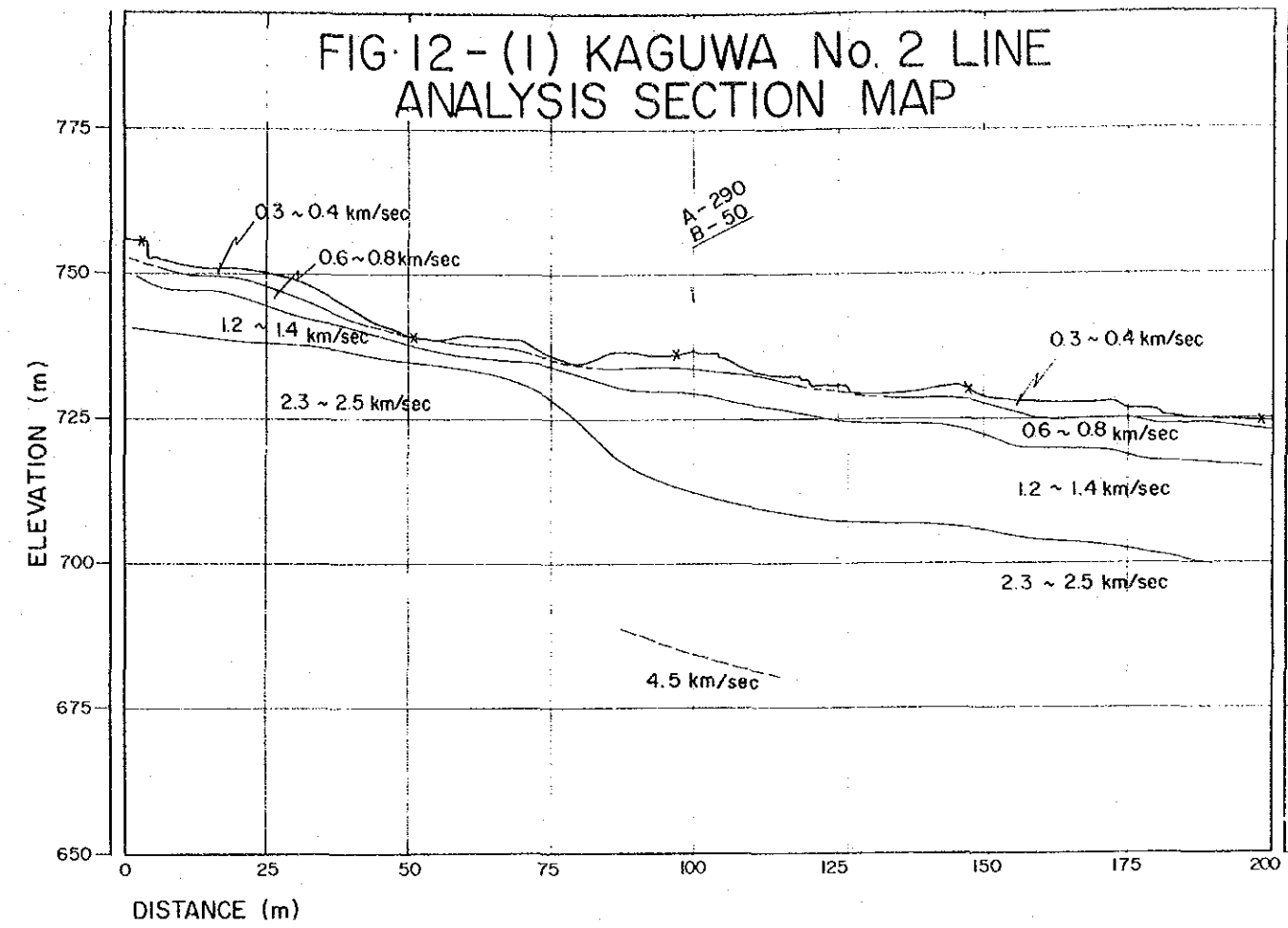
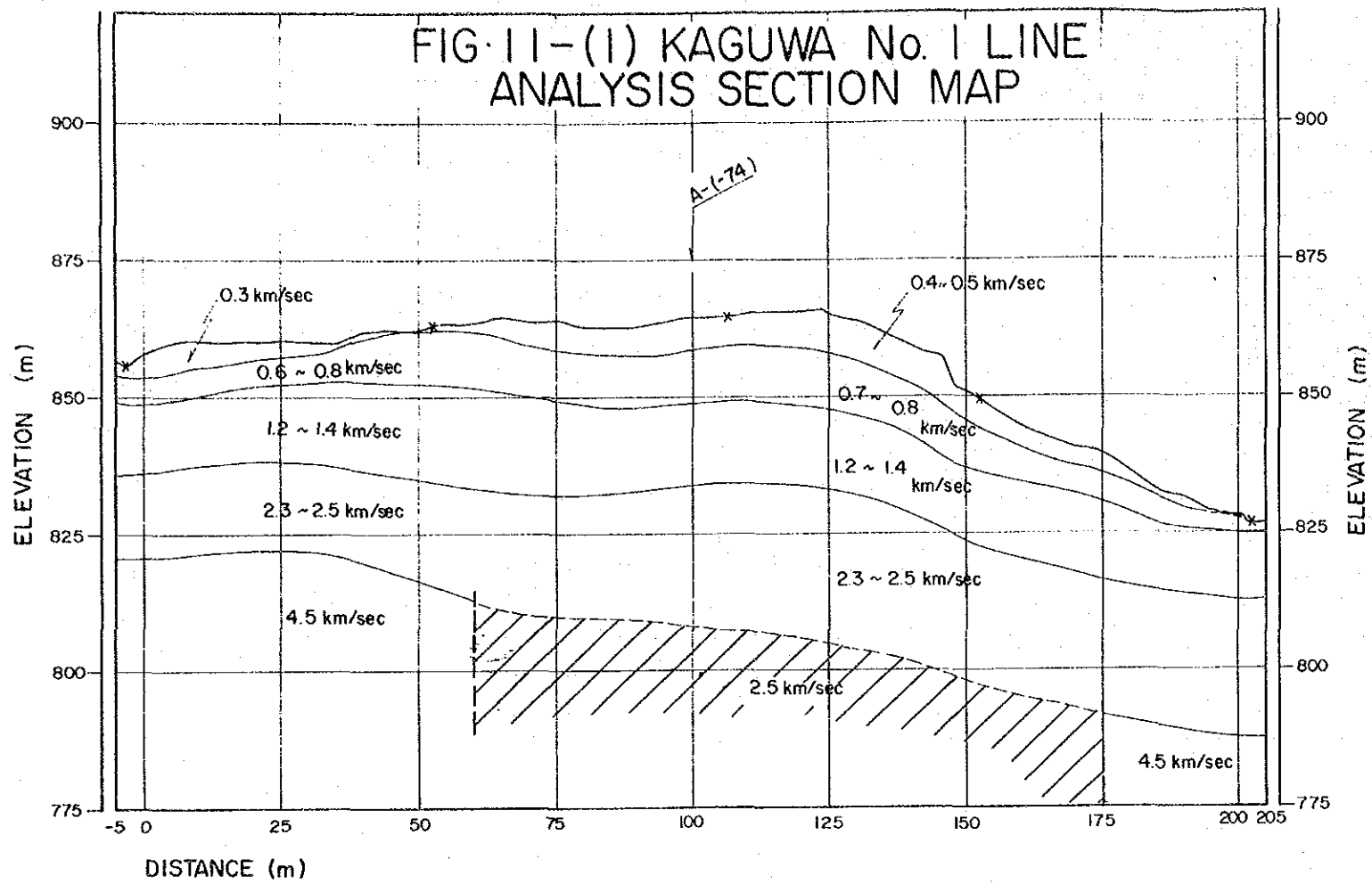


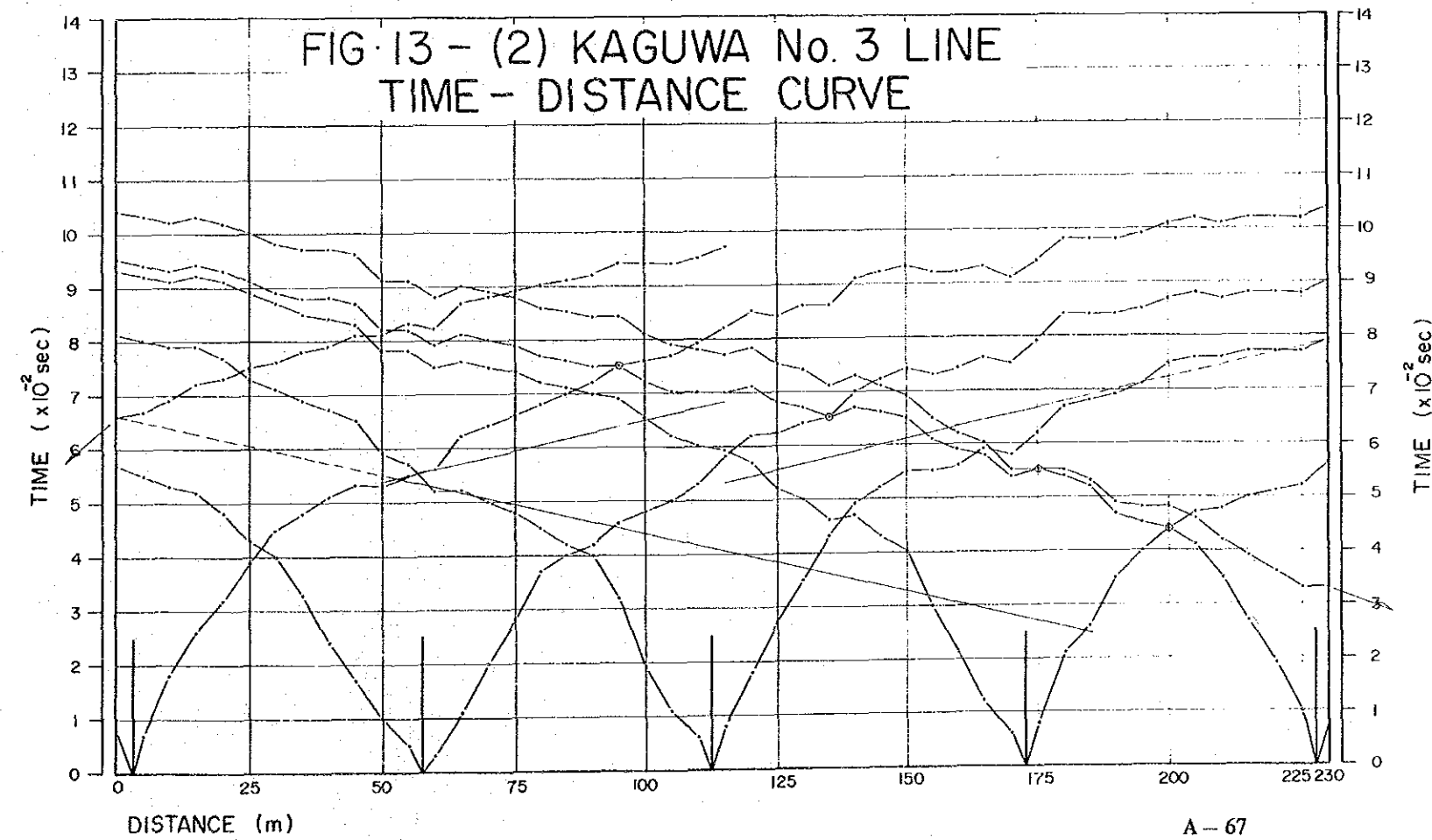
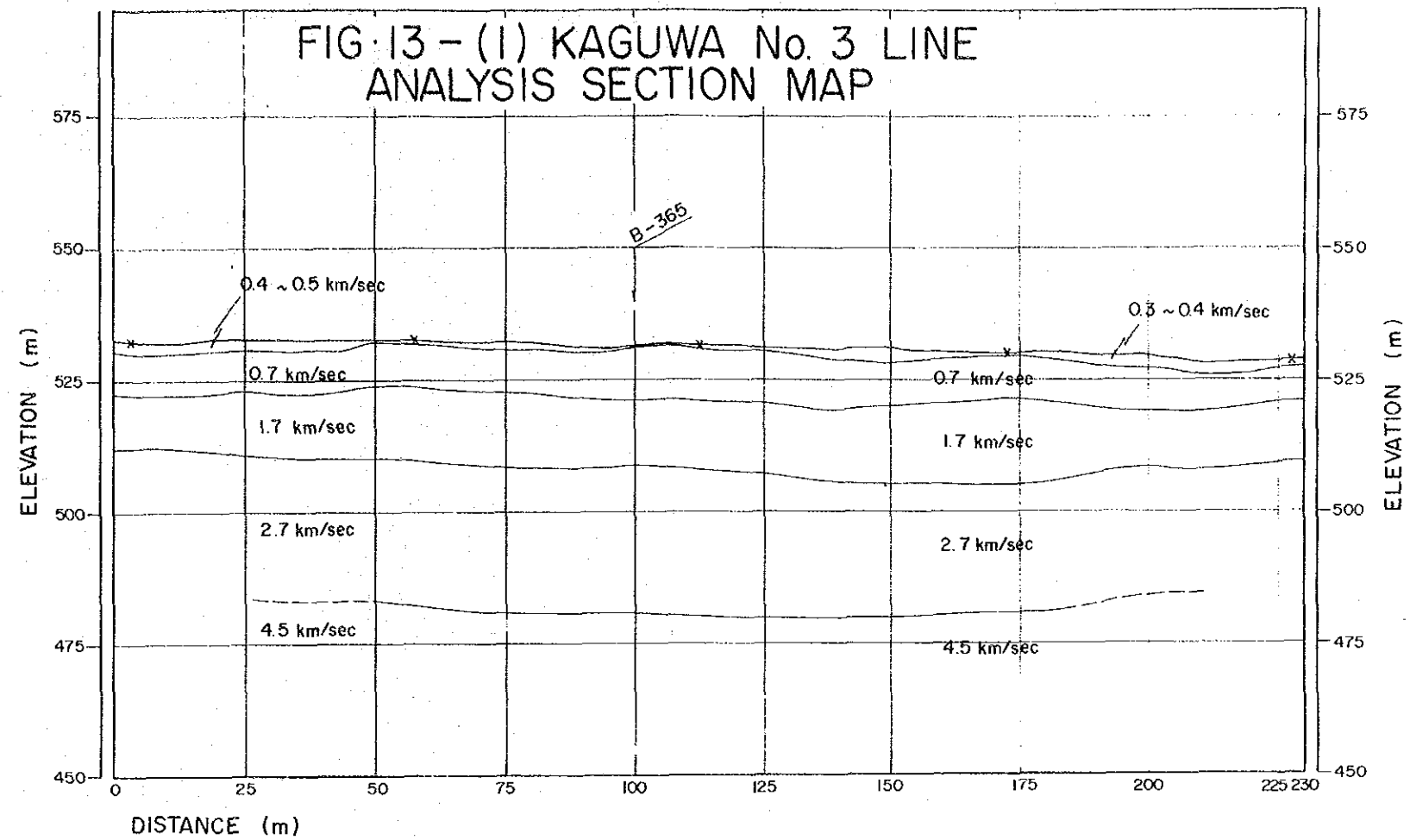
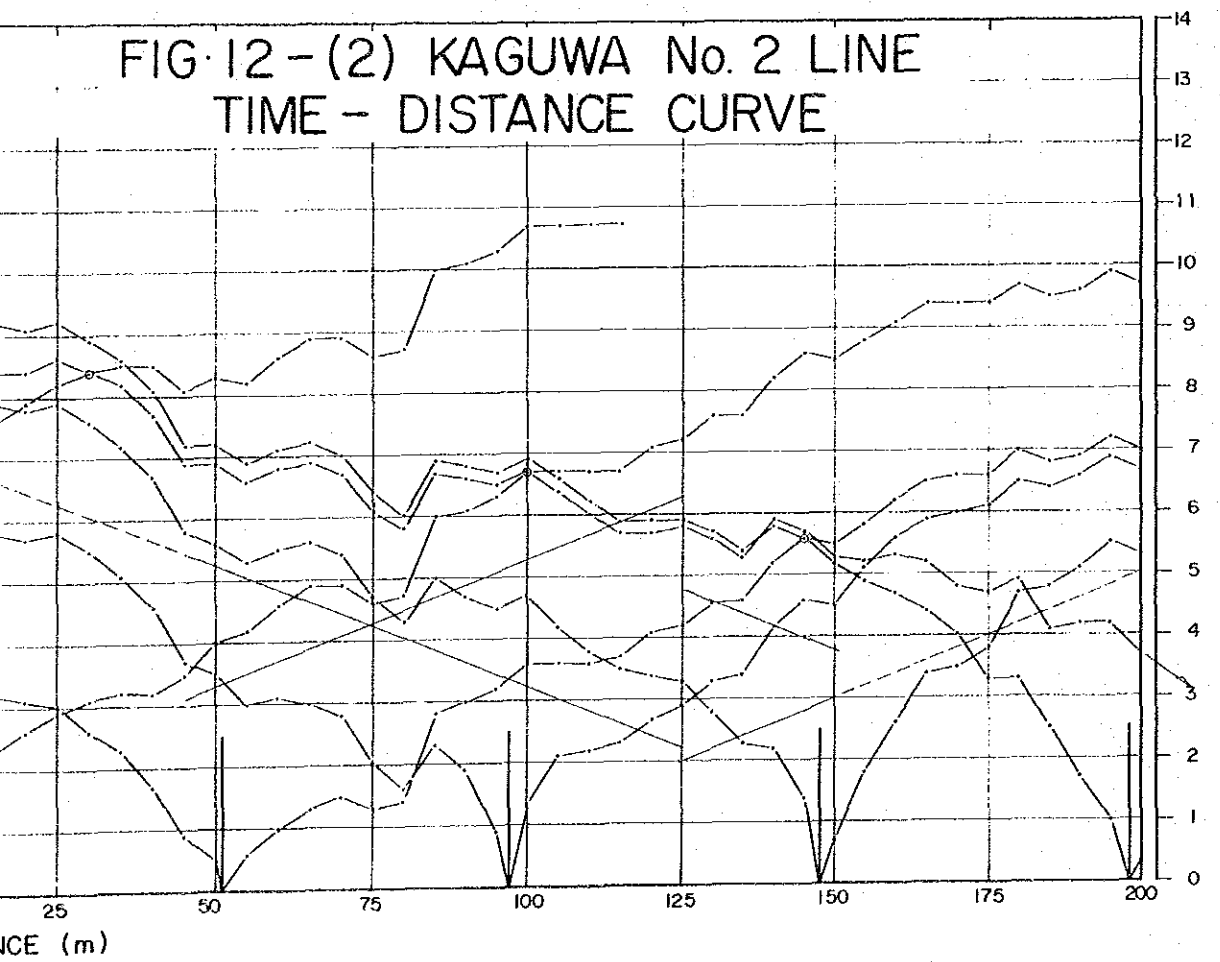
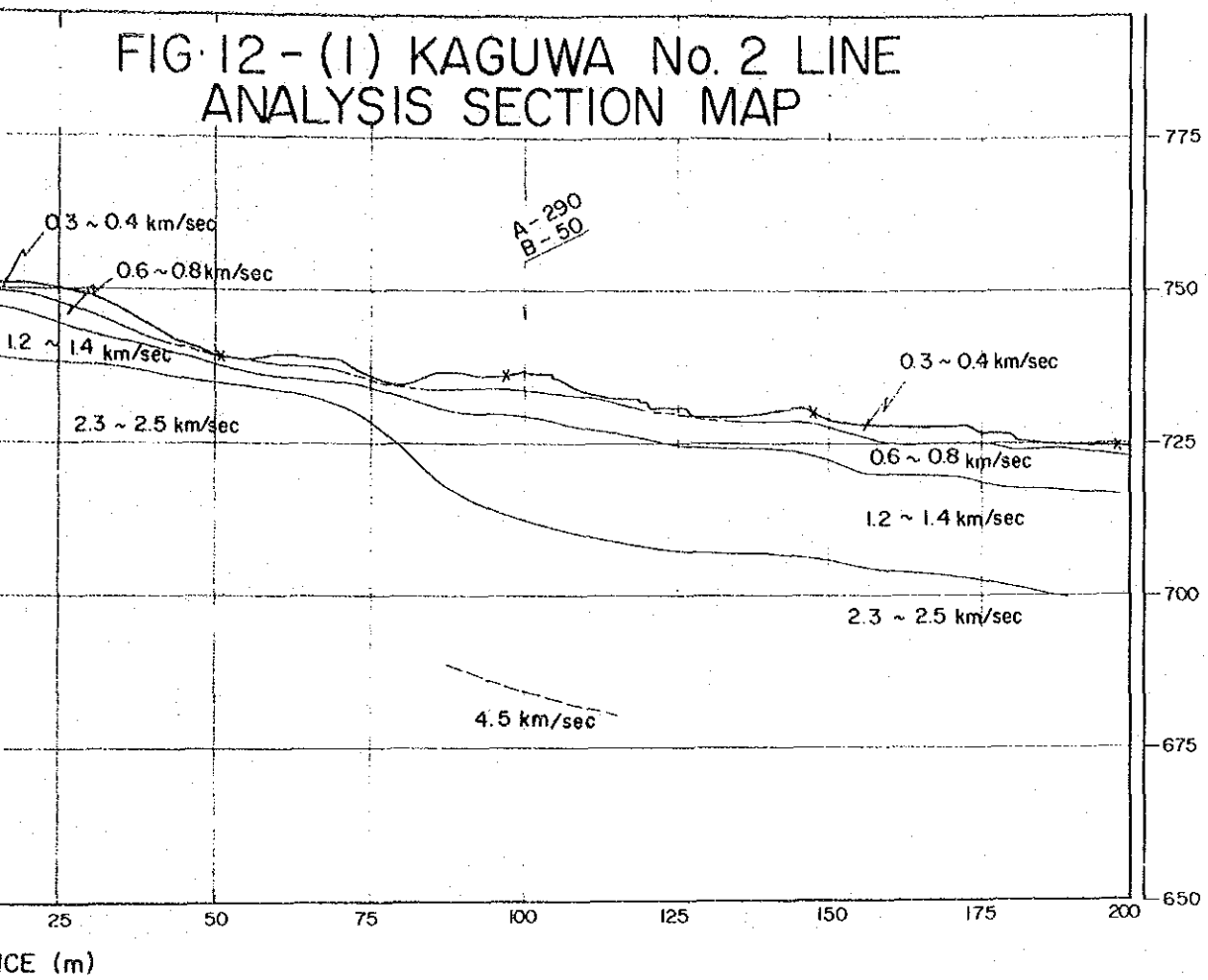
FIG. 10 - (2) KAGUWA B-LINE TIME - DISTAI




GUWA B-LINE TIME - DISTANCE CURVE









A.5 Microscopic Examination

Microscopic examination was executed about 7 thin sections. Sampling locations and results of observation are shown below and its photos are attached on next papers.

Sample No. 1 Augen gneiss

- ° Location : P-5 drill, depth 33 m
- ° Main minerals : Quartz, 0.4×0.9 m/m - $\phi 1.0$ m/m
Plagioclase, 0.35×0.6 m/m - $\phi 0.05$ m/m
Biotite, 0.25×1.0 m/m - 0.01×0.2 m/m
Muscovite, 0.1×1.0 m/m - 0.1×0.3 m/m
- ° Accessory minerals : Garnet, $\phi 0.1 - 0.35$ m/m
- ° Texture, structure : Foliation is developing with gathering many micaceous laths.
Matrix shows granular texture.

Sample No. 2 Fine grained granite, gneissosed

- ° Location : Num Village
- ° Main minerals : Orthoclase, $\phi 1.5$ m/m +
Plagioclase, $\phi 0.15 - 0.45$ m/m
Biotite 0.05×0.15 m/m - 0.1×0.6 m/m
Muscovite, 0.05×0.15 m/m - 0.15×0.4 m/m
Quartz, $\phi 0.25 - 0.5$ m/m
- ° Accessory minerals : Garnet (Almandine), $\phi 0.1 - 0.2$ m/m
- ° Texture, structure : Micaceous laths are gathering as linner.
Banding structure is not so strong.

Sample No. 3 Amphibolite

- ° Location : Khoktak Khola
- ° Main minerals : Hornblende, 0.1×0.4 m/m
(Hornblende is almost broken, mylonitized and shown

fine grained small lenses.)

Biotite, very few

Quartz, segregated secondary mineral

Opacite, magnetite

- ° Texture, Structure : Foliation structure is developing. Slip of microscopic order is observed.

Sample No. 4 Biotite-muscovite-quartz schist

- ° Location : Suki Kholā, EL 1270 m
- ° Main minerals : Biotite and muscovite band, 0.1 - 1.0 m/m
Quartz band, 0.7 - 2.0 m/m (out of photo)
grain size, ϕ 0.25 - 1.0 m/m
- ° Accessory mineral : Garnet (Almandine), 0.15 m/m
- ° Texture, structure : Banding

Sample No. 5 Muscovite - Quartz schist

- ° Location : Darbote Kholā, (Pikhuwa P/H site)
- ° Main minerals : Banding of muscovite and quartz, 0.1 - 2 m/m
thickness
- ° Accessory mineral : Small almandine is very rare.
- ° Banding structure is developing.

Sample No. 6 Muscovite - Quartz schist


- ° Location : Karsu Village
- ° Main mineral : Muscovite and quartz band, 1.7 m/m - 3 m/m
(out of photo)
Allenite, 0.4 x 1.0 m/m (left side of photo)
- ° Accessory minerals : Almandine, ϕ 0.5 m/m
- ° Texture, structure : Banding structure is developing.
Muscovite band shows feather - shape and
strongly undulatory extinction.

Sample No. 7 Amphibolite

- Location : Dam site
- Banding structure of segregation quartz and hornblende is developing.
- Main minerals are composed with small laths of hornblende, xenoblastic quartz and opacite.
- Accessory minerals of biotite is very rare.
- Structure : Foliation structure is strongly developing.

Sp. No. 1 : Augen gneiss.

Location : P-5 drill point, depth 33m.



taken in plane-polarized light.




taken under crossed polars.

Sp. No. 2 : Fine grained granite, gneissosed.
Location : Num Village.



taken in plane-polarized light.




taken under crossed polars.

Sp. No. 3 : Amphibolite

Location : Khoktak Khola.



taken in plane-polarized light.




taken under crossed polars.

Sp. No. 4 : Muscovite. Biotite-muscovite schist.

Location : Suki Khola, EL 1,270m




taken in plane-polarized light.



taken under crossed polars.

Sp. No. 5 : Muscovite-quartz schist.

Location : Darbote Kholā, (Pikuwa P/H Site)



taken in plane-polarized light.



taken under crossed polars.

Sp. No. 6 : Moscovite-biotite-quartz-schist.

Location : Karsu V.



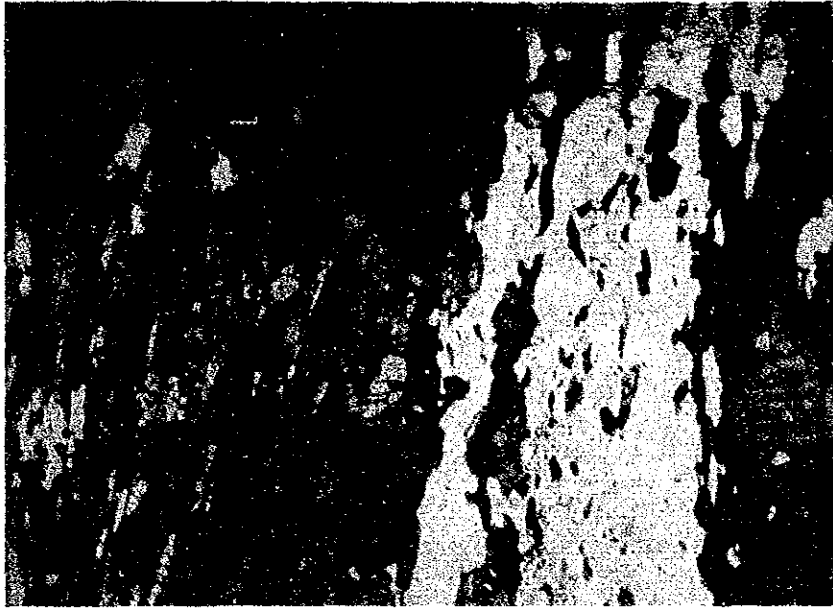
taken in plane-polarized light.



taken under crossed polars.

Sp. No. 7 : Amphibolite

Location : Dam Site



taken in plane-polarized light.



taken under crossed polars.

B. HYDROLOGICAL DATA

B. HYDROLOGICAL DATA

	Page
B.1 Daily Discharge Data	B-1
B.2 Monthly Rainfall Data	B-45

Discharge at Sabhaya (1975)

1975

#DAY*	1	2	3	4	5	6	7	8	9	10	11	12
1	6.15	4.93	3.82	3.07	3.66	30.89	29.56	38.90	40.38	61.23	15.51	10.04
2	8.33	4.65	3.82	2.93	3.51	20.66	27.82	32.72	29.56	36.53	15.19	10.04
3	6.77	4.65	3.82	2.93	7.87	19.22	27.82	37.02	33.19	44.21	14.88	9.79
4	6.15	4.65	3.82	2.93	9.54	15.51	29.56	31.80	27.40	48.20	14.88	9.79
5	5.96	4.65	3.66	2.93	7.42	13.66	27.82	30.45	39.64	74.80	16.57	9.54
6	5.96	4.65	3.66	3.21	8.09	18.86	41.89	35.08	27.82	45.79	14.26	9.54
7	5.76	4.48	3.66	3.07	10.04	29.12	32.72	30.00	27.82	43.43	13.96	9.54
8	5.76	4.48	3.66	3.21	6.77	23.32	51.53	31.80	32.72	42.66	13.66	9.29
9	5.76	4.48	3.66	3.07	9.04	20.66	41.13	29.12	28.68	40.38	13.36	9.29
10	5.76	4.48	3.66	2.93	7.42	18.17	37.45	25.32	24.11	32.90	13.36	9.29
11	5.57	4.48	3.66	2.93	10.56	14.88	38.17	32.26	25.32	36.53	13.06	9.04
12	5.57	4.31	3.51	2.93	10.04	14.88	42.66	30.00	27.82	33.19	13.06	9.04
13	5.57	4.31	3.51	2.93	23.71	76.84	63.09	25.32	32.26	31.35	12.77	9.04
14	5.38	4.31	3.51	2.79	11.10	63.09	50.68	23.71	76.84	28.68	12.49	8.80
15	5.38	4.31	3.51	2.79	8.33	53.23	41.13	24.11	39.64	27.40	12.49	8.80
16	5.38	4.14	3.51	2.79	6.98	51.53	36.04	22.55	38.17	25.32	12.49	8.80
17	5.38	4.14	3.36	2.79	44.21	31.80	35.08	22.16	49.85	23.71	12.20	8.56
18	5.38	4.14	3.36	2.79	119.73	32.26	34.13	20.66	58.50	24.11	12.20	8.56
19	5.19	4.14	3.36	2.79	22.16	29.12	32.72	21.41	119.73	24.51	11.92	8.33
20	5.19	3.98	3.36	4.83	15.83	36.04	34.60	20.30	84.23	22.55	11.64	8.33
21	5.19	3.98	3.36	3.36	15.51	36.53	49.02	19.58	54.96	22.16	11.37	8.33
22	5.19	3.98	3.21	3.66	14.37	32.26	53.23	24.51	44.21	21.78	11.37	8.09
23	5.01	3.98	3.21	3.51	12.49	28.68	39.64	27.82	33.17	20.30	11.10	8.09
24	5.01	3.98	3.21	8.09	13.66	30.89	36.04	38.17	34.60	19.22	11.10	8.09
25	5.01	3.82	3.21	35.08	12.77	38.17	43.43	24.91	34.60	12.51	10.83	7.87
26	5.01	3.82	3.21	6.36	11.37	35.56	75.82	22.16	60.38	18.51	10.56	7.87
27	5.01	3.82	3.21	4.48	10.83	41.13	75.82	20.66	58.50	18.17	10.56	7.64
28	4.83	3.82	3.07	7.64	11.92	63.43	52.37	21.03	36.53	17.82	10.30	7.64
29	4.83	4.83	3.07	4.83	13.06	42.66	49.85	19.22	32.26	17.15	10.30	7.64
30	4.83	4.83	3.07	3.98	16.55	30.45	40.38	18.86	42.66	16.81	10.04	7.64
31	4.83	4.83	3.07	3.26	32.26	32.26	41.89	21.03	16.16	16.16	10.04	7.64
TOTAL	171.10	119.46	106.79	141.63	511.00	973.50	1313.09	822.64	1280.55	960.07	375.48	269.99
AVERAGE	5.52	4.27	3.44	4.72	16.48	32.45	42.36	26.54	42.69	30.97	12.52	8.71
MAXIMUM	8.33	4.83	3.82	35.08	119.73	76.84	75.82	38.90	119.73	74.80	15.51	10.04
MINIMUM	4.83	3.82	3.07	2.79	3.51	13.66	27.82	18.26	24.11	16.16	10.04	7.64
MAX- DATE < 750518 >												
35- DATE < 751008 >												
95- DATE < 750704 >												
195- DATE < 751118 >												
275- DATE < 750128 >												
355- DATE < 750405 >												
WIN- DATE < 750410 >												
MIN- DATE < 750518 >												
MAX- DATE < 751008 >												
95- DATE < 750704 >												
195- DATE < 751118 >												
275- DATE < 750128 >												
355- DATE < 750405 >												
WIN- DATE < 750410 >												

 A N N U A L

 TOTAL | AVF R A G E | M A X I M U M | M I N I M U M |

 | 7045.30 | 10.30 | 119.73 |

 WIN-
 DATE < 750410 >
 MIN-
 DATE < 750518 >

Discharge at Sabhaya (1976)

DAY	1	2	3	4	5	6	7	8	9	10	11	12
1	7.42	6.36	5.57	4.48	28.25	19.51	31.91	26.21	84.23	19.65	12.05	8.83
2	7.42	6.36	5.57	4.48	18.17	59.40	40.38	23.85	57.61	18.99	11.78	8.60
3	7.42	6.36	5.57	4.48	23.32	30.00	40.38	25.02	43.23	20.34	11.52	8.60
4	7.42	6.15	5.38	4.48	18.51	39.64	53.23	35.32	47.39	25.62	11.52	8.32
5	7.20	6.98	5.38	4.31	11.10	38.64	39.64	29.95	44.99	23.69	11.26	8.32
6	7.20	6.77	5.38	4.31	8.80	50.68	49.85	28.05	41.89	23.20	10.75	8.32
7	7.20	6.56	5.38	4.31	8.33	39.64	35.32	31.25	39.64	20.34	10.75	8.15
8	7.20	6.56	5.38	4.31	10.30	39.64	36.02	26.21	37.45	29.95	10.75	8.15
9	7.20	6.36	5.38	4.31	14.26	42.66	37.85	30.60	32.58	21.62	10.75	7.94
10	7.20	6.36	5.19	4.31	9.54	37.84	86.40	26.82	30.60	20.69	10.75	7.94
11	6.98	6.36	5.19	4.31	10.83	109.02	38.90	73.78	29.95	19.65	10.50	7.72
12	6.98	6.98	5.19	4.31	21.78	54.02	34.63	54.95	26.82	18.64	10.50	7.72
13	6.98	6.36	5.01	4.31	11.92	38.90	31.91	36.02	32.58	17.66	10.50	7.72
14	6.98	6.36	5.01	4.31	11.64	37.02	33.94	41.89	29.95	17.02	10.50	7.72
15	6.77	6.36	5.01	4.31	14.26	33.65	47.39	47.39	30.60	16.70	10.25	7.51
16	6.77	6.15	5.01	4.14	11.64	31.35	46.58	47.39	27.43	16.70	10.25	7.51
17	6.77	6.15	5.01	4.14	10.56	30.00	49.02	45.79	25.02	15.77	10.25	7.30
18	6.77	5.96	4.83	4.14	17.15	42.66	38.90	43.43	23.29	15.47	10.01	7.30
19	7.64	5.96	4.83	4.14	11.37	26.98	35.32	37.45	22.17	15.17	10.01	7.30
20	6.98	5.96	4.83	4.14	14.57	25.32	36.73	37.45	28.69	14.87	10.01	7.09
21	6.77	5.96	4.83	5.76	11.92	23.71	29.95	58.50	21.04	14.28	9.76	7.09
22	6.77	5.76	4.83	4.83	11.64	22.16	28.68	64.97	21.62	14.28	9.76	7.09
23	6.77	5.76	4.83	4.83	12.20	26.14	28.05	63.09	36.02	13.70	9.53	7.09
24	6.77	5.76	4.83	5.01	11.64	49.02	32.58	65.79	25.02	18.97	9.53	6.89
25	6.56	5.57	4.48	4.83	10.56	25.73	58.50	43.43	27.43	14.87	9.29	6.89
26	6.56	5.57	4.48	6.15	11.92	26.98	38.17	41.13	21.04	13.99	9.29	6.89
27	6.56	5.57	4.48	8.33	22.16	25.32	34.63	31.91	22.17	13.99	9.29	6.89
28	6.56	5.57	4.48	8.09	21.03	49.02	28.68	30.60	21.62	13.42	9.29	6.89
29	6.56	5.57	4.48	10.56	23.32	34.60	28.05	35.32	19.99	13.14	9.06	6.59
30	6.36	4.48	4.48	12.20	16.81	29.56	26.21	38.17	18.97	12.86	8.83	6.59
31	6.36	4.48	4.48	4.48	15.51	28.05	28.05	52.37	12.59	12.59	8.83	6.59
TOTAL	215.10	178.51	154.41	156.62	457.01	1169.81	1205.45	1254.12	963.23	545.92	308.29	234.03
AVERAGE	6.94	6.16	4.98	5.22	14.74	38.99	38.89	40.46	32.11	17.61	10.28	7.55
MAXIMUM	7.64	6.98	5.57	12.20	28.25	100.02	86.40	73.78	84.23	29.95	12.05	8.83
MINIMUM	6.36	5.57	4.48	4.14	8.33	18.51	26.21	23.86	18.97	12.59	8.83	6.59

MAX- DATE < 760611 > 100.02
 35- DATE < 760906 > 41.89
 95- DATE < 760916 > 27.43
 185- DATE < 761106 > 10.75
 275- DATE < 761230 > 6.69
 355- DATE < 760409 > 4.31
 414- DATE < 760420 > 4.14
 #ITPMC ()

 ANAL

 TOTAL AVERAGE MAXIMUM

 684.25 18.70 100.02

Discharge at Sabhaya (1977)

DAY*	1	2	3	4	5	6	7	8	9	0	10	11	12
1	6.69	5.55	4.51	5.55	11.78	43.43	20.34	19.65	30.60	30.60	11.52	11.52	9.76
2	6.49	5.55	4.51	7.94	11.26	29.95	26.21	24.44	28.05	31.25	11.52	11.52	9.76
3	6.49	5.37	4.51	8.83	10.75	21.04	29.31	36.73	23.86	28.05	11.78	11.78	9.53
4	6.49	5.37	4.35	12.59	12.32	17.98	47.39	23.29	33.94	49.02	11.52	11.52	9.29
5	6.49	5.55	4.35	51.53	13.70	23.86	26.21	53.23	23.86	38.17	40.38	40.38	9.06
6	6.30	5.37	4.51	12.59	11.26	32.58	22.17	41.13	32.58	29.31	13.99	13.99	8.83
7	6.30	5.37	4.51	9.53	13.14	18.97	31.25	33.26	21.62	22.73	12.59	12.59	8.83
8	6.30	5.37	4.51	7.09	11.78	15.47	35.32	33.94	22.73	22.73	17.02	17.02	8.53
9	6.30	5.37	4.51	8.38	10.75	14.87	38.17	42.65	22.17	27.43	14.87	14.87	8.60
10	6.30	5.37	4.51	13.42	9.76	36.02	44.99	52.37	19.31	19.99	12.86	12.86	8.38
11	6.30	5.19	4.51	21.04	11.26	49.02	39.64	36.02	20.34	19.31	14.57	14.57	8.38
12	6.11	5.19	4.51	17.98	10.25	25.62	45.79	59.40	21.62	18.64	13.99	13.99	8.15
13	6.11	5.19	4.51	17.02	9.76	19.99	40.38	78.92	22.17	17.98	23.86	23.86	8.15
14	6.11	5.02	6.11	15.77	10.50	17.98	33.26	54.96	25.62	17.98	16.39	16.39	7.94
15	6.11	5.02	5.02	15.47	60.31	17.02	25.02	41.89	36.02	17.66	14.57	14.57	8.83
16	6.11	5.02	4.85	11.52	42.66	16.08	22.17	61.23	56.72	16.39	13.99	13.99	8.38
17	6.11	4.85	4.85	10.75	18.64	14.57	22.73	82.09	33.94	15.77	13.42	13.42	7.94
18	6.11	4.85	4.68	10.25	25.02	15.77	31.91	55.83	44.99	15.17	12.86	12.86	7.51
19	6.11	4.85	4.68	10.01	18.97	20.69	31.91	96.52	40.38	17.02	12.59	12.59	7.51
20	6.11	4.85	4.68	9.76	26.21	21.04	26.82	43.43	38.90	15.17	12.32	12.32	7.30
21	6.11	4.85	4.51	11.78	20.34	17.02	27.43	49.85	36.02	14.57	12.05	12.05	7.30
22	5.92	4.68	4.51	11.00	38.90	20.69	27.43	41.13	44.21	13.99	11.52	11.52	7.30
23	5.92	4.68	4.35	10.25	41.13	18.64	29.31	90.83	36.02	13.70	11.26	11.26	7.09
24	5.92	4.68	4.35	16.39	24.44	15.77	25.02	62.16	28.68	13.14	11.00	11.00	7.09
25	5.73	4.68	4.19	15.47	19.99	19.31	22.73	66.88	24.44	12.86	10.75	10.75	7.09
26	5.73	4.68	4.51	16.08	24.44	16.08	18.64	69.80	22.17	29.31	10.75	10.75	7.09
27	5.73	4.68	4.51	14.87	18.97	14.57	32.58	66.88	20.69	13.70	10.50	10.50	6.89
28	5.73	4.68	4.19	13.14	33.26	18.97	22.73	56.72	20.34	12.86	10.25	10.25	6.89
29	5.55	4.68	4.19	12.59	49.85	15.77	19.99	49.85	25.62	12.59	10.25	10.25	7.94
30	5.55	4.68	4.19	12.32	48.20	16.70	21.62	38.90	26.21	12.32	10.01	10.01	7.50
31	5.55	4.68	6.11	30.60	30.60	21.62	21.62	31.91	12.05	12.05	7.30	7.30	7.30
TOTAL	188.88	141.88	142.79	410.91	700.20	645.47	910.09	1595.90	883.82	651.46	414.95	251.73	
AVERAGE	6.09	5.07	4.61	13.70	22.59	21.52	29.36	51.48	28.46	20.37	13.83	13.83	8.12
MAXIMUM	6.69	5.55	6.11	51.53	60.31	49.02	47.39	96.52	56.72	49.02	40.38	40.38	9.76
MINIMUM	5.55	4.68	4.19	5.55	9.76	14.57	18.64	19.65	19.31	12.05	10.01	10.01	6.89

MAX- DATE < 770819 > 96.52
 35- DATE < 770523 > 41.13
 95- DATE < 770802 > 24.44
 185- DATE < 771027 > 13.70
 275- DATE < 770101 > 6.69
 355- DATE < 770322 > 4.51
 MIN- DATE < 770330 > 4.19
 *11PM(A)

 ANNUAL

 TOTAL AVERAGE MAXIMUM MINIMUM

 6018.08 18.95 96.52

Discharge at Sabhaya (1978)

DATE	1	2	3	4	5	6	7	8	9	10	11	12
1	6.89	5.37	4.35	5.19	7.94	36.73	42.56	102.66	24.44	31.25	12.86	10.25
2	6.89	5.19	4.51	4.68	8.15	22.73	31.91	102.39	26.21	30.60	13.42	10.75
3	6.69	5.19	4.51	4.51	7.09	20.34	42.66	77.77	22.73	26.21	13.42	10.50
4	6.69	5.19	4.35	4.19	6.49	17.34	43.43	69.80	26.82	24.44	13.14	10.25
5	6.49	5.19	4.35	4.19	6.11	15.77	38.90	53.23	22.73	28.05	12.86	10.01
6	6.49	5.02	4.35	4.19	6.30	19.65	39.64	48.20	23.86	28.05	12.59	9.76
7	6.49	5.02	4.19	4.19	6.11	27.43	44.21	53.23	25.62	23.29	12.59	9.53
8	6.30	5.02	4.19	4.19	7.09	32.58	48.20	56.72	23.29	21.62	12.59	9.53
9	6.30	5.02	4.19	4.04	6.30	34.63	33.94	57.61	34.63	23.86	12.32	9.29
10	6.30	5.02	4.19	4.04	7.51	44.21	28.05	64.97	43.43	24.44	12.32	9.29
11	6.30	5.02	4.19	4.85	7.09	22.17	51.53	72.92	43.43	22.17	12.05	9.06
12	6.11	4.85	7.09	7.51	7.09	19.31	32.58	57.61	37.45	20.69	11.78	9.06
13	6.11	4.85	5.37	5.37	10.25	27.43	30.60	52.37	54.09	19.99	11.78	8.83
14	6.11	4.65	4.85	5.55	11.78	40.38	29.31	43.43	64.97	19.65	12.05	8.83
15	6.11	4.85	4.51	5.19	12.59	50.68	83.15	42.66	54.96	18.31	12.05	8.50
16	5.92	4.85	4.51	5.37	10.01	64.02	47.39	51.53	43.43	17.66	11.78	8.60
17	5.92	5.19	4.51	5.37	9.53	34.63	54.06	44.99	36.73	17.34	13.42	8.38
18	5.92	5.02	5.02	11.26	9.53	45.79	53.23	46.59	134.31	16.70	15.17	8.38
19	5.92	4.85	5.37	6.49	8.15	82.09	45.79	36.02	62.16	16.08	12.86	8.38
20	5.73	4.68	4.85	7.30	11.52	66.88	56.72	36.64	42.66	16.70	15.70	8.15
21	5.73	4.68	4.51	5.37	16.70	33.94	41.39	35.32	37.45	15.47	13.14	7.94
22	5.73	4.68	4.51	5.19	25.02	37.61	38.90	30.60	34.63	15.77	12.86	7.94
23	5.73	4.51	4.35	10.75	16.08	53.09	81.02	33.17	29.95	15.47	12.32	7.94
24	5.55	4.51	4.19	12.86	14.87	59.40	118.45	53.23	26.21	15.17	11.78	7.94
25	5.55	4.51	4.19	8.15	20.34	48.20	86.40	54.96	36.73	14.87	11.52	7.94
26	5.55	4.51	4.04	14.87	28.05	43.43	69.80	40.38	36.73	14.57	11.52	7.72
27	5.92	4.51	4.04	7.94	121.02	47.39	101.20	35.32	36.02	14.28	11.00	7.72
28	5.55	4.51	3.88	6.69	50.68	38.17	115.90	30.60	28.68	13.99	10.75	7.72
29	5.55	3.88	3.88	6.69	34.63	33.94	64.97	28.05	26.21	13.70	10.75	7.72
30	5.55	3.88	3.88	6.89	21.62	33.94	55.83	25.62	29.95	13.70	10.50	7.51
31	5.37	5.37	5.37	32.58	32.58	33.94	73.78	29.31	13.14	13.14	10.50	7.51
TOTAL	187.46	136.66	140.29	193.07	548.22	1183.90	1727.00	1583.89	1169.56	607.23	373.89	271.03
AVERAGE	6.05	4.88	4.53	6.44	17.68	39.46	55.71	51.09	38.99	19.59	12.46	8.76
MAXIMUM	6.89	5.37	7.09	14.87	121.02	82.09	118.45	109.65	134.31	31.25	15.70	10.75
MINIMUM	5.37	4.51	3.88	4.04	6.11	15.77	28.05	25.62	22.73	13.14	10.50	7.51

MAX- DATE < 780918 > 134.31
 35- DATE < 780718 > 53.23
 95- DATE < 780712 > 32.58
 185- DATE < 781111 > 12.05
 275- DATE < 780117 > 5.92
 355- DATE < 780405 > 4.10
 MIN- DATE < 780330 > 3.88
 FIT=C
 ***** A N N J A L *****
 ***** A V E S A G E *****
 ***** M A X I M U M *****
 ***** 8122-29 *****
 ***** 22.25 *****
 ***** 134.31 *****
 ***** 3.88 *****

Discharge at Sabhaya (1979)

1979

DAY*	1	2	3	4	5	6	7	8	9	10	11	12
1	7.51	6.11	5.02	4.35	62.16	5.92	39.64	24.07	31.25	18.97	10.50	11.52
2	7.51	6.11	5.02	4.19	7.30	5.73	31.25	29.19	46.58	16.39	11.26	8.60
3	7.30	5.92	5.02	4.19	10.25	10.01	25.62	29.19	63.09	16.70	10.75	7.72
4	7.30	5.92	5.02	4.19	9.29	9.29	28.68	41.04	73.78	17.98	10.50	7.51
5	7.09	5.92	5.02	4.19	7.51	7.30	29.62	51.41	141.21	16.70	10.25	7.30
6	7.09	5.92	5.02	4.19	6.89	6.30	19.65	47.82	211.12	17.02	10.01	7.09
7	7.09	5.92	5.02	4.04	6.30	7.94	21.04	33.87	164.46	17.02	9.53	6.89
8	6.89	7.30	4.85	4.04	5.92	8.15	26.21	26.56	86.40	16.70	9.29	6.89
9	6.89	6.49	4.85	4.04	5.55	7.30	24.44	22.51	69.80	28.05	9.29	6.69
10	6.89	6.30	4.85	6.49	8.38	11.78	26.21	21.73	58.50	29.31	64.97	6.49
11	6.89	6.11	4.85	5.55	10.50	10.01	33.94	20.24	117.17	56.96	5.02	6.49
12	6.69	6.11	4.85	5.73	18.97	9.06	41.13	22.51	83.15	50.68	8.83	6.49
13	6.69	5.92	4.85	5.02	12.59	11.00	34.63	20.99	64.97	31.25	8.83	6.69
14	6.69	5.92	4.85	4.85	11.78	10.50	35.32	18.82	79.97	22.17	8.60	6.69
15	6.69	5.92	4.85	6.69	10.01	10.01	26.21	18.82	57.61	19.65	8.60	6.49
16	6.49	5.73	4.85	6.11	13.14	11.78	22.51	18.15	44.99	17.98	8.15	6.30
17	6.49	5.73	4.85	5.73	12.59	13.99	25.74	25.62	40.38	19.31	8.15	6.30
18	6.49	5.73	4.85	5.55	9.06	17.34	26.56	23.86	35.32	17.34	8.15	6.11
19	6.49	5.73	4.85	5.55	9.53	17.66	24.89	24.44	30.60	16.08	8.38	6.11
20	6.49	5.55	4.85	7.09	12.00	14.87	24.07	64.02	27.43	15.47	8.15	5.92
21	6.30	5.55	4.85	13.42	11.52	17.02	24.07	59.40	23.86	16.57	7.94	5.92
22	6.30	5.37	4.51	7.94	11.52	38.90	26.56	44.99	21.62	13.32	7.94	5.73
23	6.30	5.37	4.51	9.53	8.38	19.31	26.56	40.38	12.32	13.42	7.94	5.55
24	6.30	5.19	4.51	6.69	8.60	20.69	30.11	34.63	23.86	12.86	7.94	5.55
25	6.30	5.19	4.35	6.69	7.51	18.97	28.30	45.79	25.62	12.32	7.72	5.55
26	6.11	5.19	4.35	6.49	7.30	38.90	29.19	38.17	23.29	12.05	7.72	5.55
27	6.11	5.19	4.19	6.11	7.09	29.31	31.95	34.63	21.62	12.32	7.51	5.37
28	6.11	5.19	4.19	6.11	6.69	37.45	30.11	33.94	18.31	11.78	7.51	5.37
29	6.11	5.19	4.19	15.77	6.49	42.66	32.91	44.21	17.02	11.26	7.51	5.37
30	6.30	5.19	4.19	10.25	6.30	50.68	24.89	42.66	18.31	11.00	7.72	5.37
31	52.37	5.19	4.35	6.11	6.11	6.11	23.29	36.73	10.75	10.75	5.02	5.37
TOTAL	252.27	162.41	145.53	190.59	337.28	519.83	871.30	1040.39	1733.61	594.38	314.66	200.99
AVERAGE	8.14	5.80	4.69	6.35	10.88	17.33	28.11	33.56	57.79	19.17	10.49	6.48
MAXIMUM	52.37	7.30	5.02	15.77	62.16	50.68	41.13	64.02	211.12	54.96	64.97	11.52
MINIMUM	6.11	5.19	4.19	4.04	5.55	5.73	19.65	18.15	12.32	10.75	5.02	5.37
MAX- DATE < 790906 >			211.12									
35- DATE < 790701 >			39.64									
95- DATE < 790922 >			21.62									
185- DATE < 790523 >			8.38									
275- DATE < 790416 >			6.11									
755- DATE < 790328 >			4.19									
WIN- DATE < 790409 >			4.04									
ITEM												
TOTAL												
MAXIMUM												
MINIMUM												
ANNUAL												
MA X I M U M												
211.12												
4.04												

Discharge at Sabhaya (1980)

#	1	2	3	4	5	6	7	8	9	10	11	12
1	5.19	4.04	3.88	3.88	5.73	12.59	23.86	71.77	27.43	29.95	10.75	7.09
2	5.19	4.04	3.88	3.88	6.11	15.77	19.65	89.72	35.52	22.17	10.50	7.09
3	5.02	4.04	3.59	3.16	5.73	11.52	18.31	58.50	28.68	20.34	10.25	6.89
4	5.02	4.04	3.88	3.16	4.85	12.05	19.31	59.40	47.39	18.51	10.01	6.89
5	4.85	4.04	4.04	3.16	5.73	11.26	20.69	47.39	28.05	19.65	10.01	6.89
6	4.85	3.88	4.04	3.16	9.76	11.26	42.66	38.17	37.45	17.66	9.76	6.69
7	4.85	3.88	3.88	3.44	7.51	49.02	26.32	39.64	29.95	17.34	9.76	6.69
8	4.85	3.88	3.59	3.30	12.05	13.70	28.05	31.91	36.73	17.02	9.53	6.49
9	4.68	3.73	3.59	3.44	15.47	13.99	28.05	29.31	38.90	18.97	9.53	6.49
10	4.68	3.73	3.59	4.85	8.60	12.32	23.29	29.95	34.53	16.70	9.29	6.49
11	4.68	3.73	3.59	7.30	7.09	11.52	42.66	32.59	44.99	16.08	9.06	6.30
12	4.68	3.73	3.44	5.19	9.29	10.01	27.43	31.91	68.82	14.87	9.06	6.30
13	4.51	3.73	3.44	4.85	7.72	38.17	39.64	33.26	181.48	14.87	8.83	6.30
14	4.51	3.59	3.30	5.02	7.51	41.13	49.85	31.25	82.09	14.28	8.83	6.11
15	4.51	3.73	3.30	4.85	8.60	141.21	47.39	31.91	56.72	14.57	8.83	6.11
16	4.51	3.59	3.16	4.19	8.83	51.53	26.82	42.66	52.37	16.39	8.83	5.92
17	4.35	3.59	3.30	4.04	11.52	26.21	32.58	42.66	43.43	14.57	8.60	5.92
18	4.35	3.88	3.30	4.04	13.14	20.69	29.95	53.23	39.64	13.42	8.60	5.92
19	4.35	3.73	3.30	3.88	9.76	36.02	26.21	54.09	33.26	13.42	8.38	5.73
20	4.35	3.73	3.55	4.68	9.76	23.29	53.83	51.53	37.45	13.14	8.38	5.73
21	4.35	3.88	4.68	4.04	42.66	24.44	42.66	48.20	29.31	12.59	8.15	5.73
22	4.35	3.73	4.85	9.06	17.66	22.17	53.83	42.66	27.43	12.32	8.15	5.55
23	4.19	3.59	5.55	5.92	17.34	26.82	46.58	48.20	26.82	12.05	7.94	5.55
24	4.19	3.59	4.19	5.19	20.34	31.25	35.32	41.89	32.58	13.99	7.72	5.55
25	4.19	3.59	4.04	4.51	21.62	33.26	37.45	35.32	23.29	14.28	7.72	6.49
26	4.19	3.59	4.04	4.19	13.70	33.94	36.73	38.17	22.17	13.14	7.72	5.37
27	4.19	3.59	3.73	4.51	12.05	37.45	72.77	42.66	23.86	12.32	7.51	5.37
28	4.19	3.59	3.44	8.15	12.05	28.05	56.72	31.25	35.32	11.78	7.51	5.19
29	4.04	3.59	3.44	8.15	11.26	26.82	44.99	30.60	33.26	11.52	7.50	5.19
30	4.04	4.04	3.30	8.38	12.86	24.44	52.37	48.20	23.86	11.26	7.30	5.19
31	4.04	4.04	3.30	4.04	16.70	98.85	98.85	32.58	11.00	11.00	5.02	5.02
TOTAL	139.94	109.07	118.05	144.99	373.00	832.16	1209.32	1340.57	1262.68	479.97	263.81	188.24
AVERAGE	4.51	3.76	3.81	4.83	12.03	28.41	39.01	43.24	42.09	15.48	8.79	6.07
MAXIMUM	5.19	4.04	5.55	9.06	42.66	141.21	98.85	89.72	181.48	29.95	10.75	7.09
MINIMUM	4.04	3.59	3.16	3.16	4.85	10.01	18.31	29.31	22.17	11.00	7.30	5.02
MAX-	DATE < 800913 >		181.48									
35-	DATE < 800711 >		42.66									
95-	DATE < 800716 >		26.82									
185-	DATE < 801112 >		9.06									
275-	DATE < 800113 >		4.51									
355-	DATE < 800317 >		3.30									
MIN-	DATE < 800406 >		3.16									
ATTN:												

 A N N U A L

 TOTAL AVERAGE MAXIMUM MINIMUM

 6481.80 17.71 181.48 3.16

Discharge at Sabhaya (1981)

1981

DAY#	1	2	3	4	5	6	7	8	9	10	11	12
1	5.02	4.04	3.16	4.51	12.59	14.57	28.68	49.85	38.17	18.31	9.06	6.69
2	5.02	4.04	3.30	4.51	10.75	21.62	28.68	94.23	35.32	17.02	9.06	6.69
3	4.85	4.04	3.16	4.04	10.75	13.14	38.17	59.40	43.43	17.34	9.06	6.69
4	4.85	4.04	3.16	3.88	10.50	12.32	33.26	43.43	37.45	16.08	9.06	6.69
5	4.85	3.88	3.03	4.68	10.50	18.31	28.68	41.89	31.25	15.77	8.83	6.69
6	4.68	3.88	3.03	3.59	8.60	18.31	23.29	40.38	33.26	15.47	9.83	6.30
7	4.68	3.88	3.16	3.64	12.32	15.47	22.17	39.64	46.58	14.57	9.60	6.30
8	4.68	3.88	2.90	3.16	10.75	12.05	38.17	31.25	44.21	13.99	8.60	6.30
9	4.85	3.88	2.90	3.16	8.53	13.14	25.02	25.62	44.21	13.70	8.38	6.30
10	4.85	3.73	2.90	5.19	12.59	11.78	19.99	28.05	34.63	13.42	8.38	6.11
11	4.68	3.73	3.03	3.88	10.50	12.32	20.34	48.20	35.32	13.14	8.38	6.11
12	3.59	3.73	3.03	4.68	10.50	11.78	26.21	74.80	41.89	12.59	8.15	5.92
13	4.51	3.73	3.03	4.19	9.76	13.42	21.04	49.85	83.15	12.32	7.94	5.92
14	4.51	3.73	3.73	3.59	8.83	16.08	23.86	36.73	54.96	12.05	11.00	5.92
15	4.51	3.59	3.30	8.83	12.86	17.34	25.62	33.26	44.21	11.52	8.83	5.92
16	4.51	3.59	3.88	6.80	14.28	14.87	35.32	27.43	35.32	11.26	8.60	5.92
17	4.51	3.59	3.59	8.38	15.47	13.99	34.63	62.16	38.90	10.75	8.38	5.73
18	4.35	3.59	3.44	5.55	12.32	15.77	41.13	57.61	28.68	10.75	8.38	5.73
19	4.35	3.44	3.44	4.85	10.50	12.86	47.39	67.84	27.43	10.50	8.15	5.73
20	4.35	3.44	3.30	4.68	9.53	12.59	38.17	50.68	25.02	10.50	9.15	5.55
21	4.35	3.44	3.16	4.51	9.06	11.26	38.17	49.85	23.29	10.25	7.94	5.55
22	4.35	3.44	3.59	4.51	9.76	12.32	53.23	82.09	20.69	10.01	7.51	5.55
23	4.35	3.30	3.30	24.44	9.29	20.34	34.63	63.09	19.99	10.01	7.72	5.55
24	5.73	3.30	2.90	10.25	14.28	25.02	48.20	62.16	18.97	9.76	7.51	5.37
25	4.85	3.30	4.35	7.30	10.25	17.98	36.02	47.39	18.31	9.76	7.30	5.37
26	4.35	3.30	2.90	6.49	12.05	17.34	104.78	55.83	17.98	9.76	7.30	5.37
27	4.35	3.16	3.44	6.49	16.08	40.38	50.68	40.38	17.66	9.76	7.09	5.19
28	4.19	3.16	3.16	5.55	14.57	37.45	61.23	45.79	17.66	9.53	7.09	5.19
29	4.19	3.16	3.16	5.19	10.75	30.60	53.23	36.73	17.66	9.29	5.89	5.19
30	4.19	3.59	3.59	11.78	11.52	33.26	66.88	38.90	17.66	9.29	5.89	5.19
31	4.19	3.59	3.59	3.59	10.01	73.78	72.77	72.77	18.31	9.06	5.02	5.02
TOTAL	141.29	101.85	101.61	182.19	351.05	538.01	1220.65	1557.28	993.26	377.53	247.06	181.15
AVERAGE	4.56	3.64	3.28	6.07	11.32	17.93	39.38	50.23	33.11	12.18	8.24	5.84
MAXIMUM	5.73	4.04	4.35	24.44	16.08	40.38	104.78	94.23	83.15	18.31	11.00	6.69
MINIMUM	3.59	3.16	2.90	3.16	8.60	11.26	19.99	25.62	17.66	9.06	6.89	5.02
MAX-	DATE < 810726 >	104.78										
35-	DATE < 810903 >	43.43										
95-	DATE < 810605 >	18.64										
185-	DATE < 810521 >	0.06										
275-	DATE < 810420 >	4.68										
755-	DATE < 810409 >	3.16										
MIN-	DATE < 810326 >	2.90										
ATTN:	***** ANNUAL *****											
	***** TOTAL AVERAGE MAXIMUM *****											
	***** 5992.93 *****											
	***** 16.42 *****											
	***** 104.78 *****											
	***** 2.90 *****											

Discharge at Sabhaya (1982)

DAY*	1	2	3	4	5	6	7	8	9	10	11	12
1	5.02	4.19	3.73	7.51	5.19	29.31	22.17	42.66	34.63	21.62	13.42	11.78
2	5.02	4.19	4.19	7.72	5.19	36.73	24.44	38.90	38.90	19.65	13.42	11.52
3	5.02	4.04	4.04	5.35	23.29	14.39	28.21	45.79	29.95	19.31	13.14	11.52
4	4.95	4.35	4.04	5.02	11.78	17.66	29.31	41.13	30.64	18.64	13.14	11.26
5	4.95	4.35	4.04	4.85	10.50	14.57	46.58	36.73	27.43	17.98	13.14	11.26
6	4.85	4.85	4.04	6.30	8.60	12.59	32.58	44.21	57.61	17.34	14.57	11.26
7	4.85	4.51	4.04	4.85	8.38	12.32	25.62	37.45	37.45	17.02	13.42	11.00
8	4.85	4.51	3.88	4.51	12.05	12.05	35.32	54.09	28.05	17.02	13.42	11.00
9	4.68	5.19	3.88	4.35	11.78	29.31	45.79	47.39	26.21	16.70	13.14	11.00
10	4.68	4.35	3.88	4.04	10.25	16.70	54.02	37.45	24.44	16.08	14.87	11.00
11	4.68	4.35	3.88	3.88	10.25	21.67	45.79	31.91	53.23	15.77	13.70	11.00
12	4.68	4.35	3.73	4.19	9.53	20.69	36.02	35.32	26.21	16.39	15.59	10.75
13	4.68	4.35	3.73	4.04	13.70	16.70	66.88	29.95	26.82	15.77	15.17	10.75
14	4.51	4.35	3.73	5.37	9.76	23.69	52.37	46.58	26.82	15.77	13.99	10.75
15	4.51	4.35	3.59	5.55	9.53	17.02	55.83	51.53	30.60	15.47	13.14	10.50
16	4.51	4.35	3.59	4.85	11.52	26.21	39.64	36.02	32.58	14.87	13.14	10.50
17	4.51	4.19	3.59	5.19	9.53	23.17	29.31	48.20	14.57	14.28	13.14	10.50
18	4.51	4.19	3.59	16.39	9.29	33.73	33.26	35.32	33.26	14.28	13.14	10.25
19	4.51	4.19	3.59	6.49	7.72	33.58	265.52	33.26	31.25	13.99	12.86	10.25
20	4.51	4.04	5.02	5.92	7.09	55.83	83.15	42.66	29.31	13.99	12.86	10.25
21	4.51	4.04	4.19	5.55	7.51	28.68	48.20	38.90	28.05	15.17	12.59	10.25
22	4.51	3.88	3.88	5.19	7.72	39.64	70.78	66.88	26.21	14.57	12.32	10.25
23	4.35	3.88	3.88	8.38	6.89	30.60	131.50	42.66	31.91	16.70	12.32	10.01
24	4.35	3.88	3.73	9.53	7.72	28.05	110.89	37.45	24.44	15.77	12.32	10.01
25	4.35	3.88	4.04	6.69	6.89	33.26	76.84	35.32	24.44	15.47	12.05	10.01
26	4.35	3.73	4.04	7.51	6.89	23.86	71.77	37.45	23.73	15.17	12.05	10.01
27	4.35	3.73	4.19	7.30	8.15	23.29	67.84	47.39	23.17	13.99	12.05	9.76
28	4.35	3.73	3.73	7.72	8.38	25.62	71.77	51.53	23.73	14.28	11.78	9.76
29	4.19	3.59	3.59	6.49	11.52	39.64	78.92	51.53	21.04	13.99	11.78	9.76
30	4.19	3.44	3.44	5.37	54.09	24.44	51.23	44.21	23.17	13.42	11.78	9.76
31	4.19	3.44	3.44	4.19	19.65	33.26	55.83	38.90	13.42	13.42	11.78	9.53
TOTAL	141.97	117.99	119.95	186.30	350.34	764.95	1905.48	1308.77	894.85	493.89	394.25	327.21
AVERAGE	4.58	4.21	3.87	6.21	11.30	25.50	61.47	42.22	29.83	15.93	13.14	10.56
MAXIMUM	5.02	5.19	5.02	16.39	54.09	55.83	265.52	66.88	57.61	21.62	15.39	11.78
MINIMUM	4.19	3.73	3.44	3.88	5.19	12.05	22.17	29.95	14.57	13.42	11.78	9.53

MAX- DATE < 820719 > 265.52
 35- DATE < 820806 > 44.21
 95- DATE < 820628 > 25.62
 185- DATE < 821126 > 12.05
 275- DATE < 820107 > 4.85
 355- DATE < 820314 > 3.73
 WIN- DATE < 820331 > 3.44
 ITEM
 ***** A N N U A L *****
 ***** T O T A L ***** M A X I M U M ***** W I N I M U M *****
 ***** 7005.95 ***** 19.19 ***** 265.52 ***** 3.44 *****

Discharge at Sabhaya (1983)

1983

*DAY#	1	2	3	4	5	6	7	8	9	10	11	12
1	9.53	8.38	7.51	7.09	10.75	12.59	25.02	43.43	58.50	33.94	14.20	9.74
2	9.53	8.38	7.51	7.09	8.83	13.14	43.43	42.66	54.09	31.91	14.20	9.38
3	9.53	8.38	7.51	7.09	8.83	18.67	44.21	42.66	55.83	47.39	13.76	9.58
4	9.53	8.38	7.51	7.09	11.00	21.02	66.98	42.66	87.50	32.58	13.76	9.02
5	9.29	8.15	7.51	7.09	12.32	25.31	46.58	40.38	63.09	20.95	13.32	9.02
6	9.29	8.15	7.51	7.09	17.02	41.89	64.97	42.66	54.09	25.62	13.32	8.67
7	9.29	8.15	7.51	6.89	14.28	42.66	53.23	33.94	49.25	25.62	13.76	8.67
8	9.06	8.15	7.51	6.89	12.59	35.32	44.21	45.79	44.21	25.02	13.76	8.33
9	9.06	8.15	7.51	6.89	11.52	25.62	36.73	37.45	47.39	25.62	13.32	8.33
10	9.06	8.15	7.51	6.89	12.05	23.86	34.63	38.90	55.83	30.60	12.90	8.00
11	9.06	8.15	7.30	6.89	11.26	19.31	33.94	33.94	44.09	25.62	12.48	8.00
12	9.06	8.15	7.30	7.09	13.42	17.02	34.63	45.79	58.50	24.44	12.48	7.67
13	9.06	8.15	7.30	6.89	17.98	15.77	72.77	45.79	58.50	22.73	12.07	7.67
14	9.06	8.15	7.30	6.89	12.05	17.98	326.14	41.89	95.37	22.73	12.07	7.35
15	9.06	7.72	7.30	6.89	18.97	15.77	191.11	63.09	69.80	21.62	12.07	7.35
16	8.83	7.72	7.30	6.89	16.39	15.17	94.23	49.85	54.09	22.73	11.66	7.35
17	8.83	7.72	7.30	6.89	13.42	30.60	65.92	68.82	52.37	21.62	11.66	7.35
18	8.83	7.72	7.30	6.89	13.99	17.34	57.61	46.58	50.68	21.08	11.66	7.03
19	8.83	7.72	7.30	6.89	14.28	16.70	49.85	41.89	44.21	20.01	11.27	7.03
20	8.83	7.51	7.30	7.09	13.42	28.05	53.23	51.53	44.21	20.01	11.27	7.03
21	8.83	7.51	7.30	7.09	17.02	37.45	49.02	41.13	44.09	17.96	10.88	7.03
22	8.83	7.51	7.51	7.09	21.62	41.89	47.39	52.37	65.92	17.47	10.88	6.72
23	8.83	7.51	7.30	7.51	29.95	77.88	47.39	46.58	50.68	18.46	10.88	7.03
24	8.60	7.51	7.30	7.94	16.98	60.31	105.99	49.85	50.68	18.46	10.49	6.72
25	8.60	7.51	7.09	7.51	23.29	33.94	45.70	51.53	44.99	17.96	10.49	6.72
26	8.60	7.51	7.09	7.22	15.47	27.43	46.58	57.61	39.64	16.98	10.49	7.35
27	8.60	7.51	7.09	10.25	13.99	28.05	53.23	50.68	44.21	16.50	10.11	7.03
28	8.60	7.51	7.09	9.06	13.42	25.62	62.16	53.23	40.38	16.02	10.11	6.72
29	8.60	7.51	7.09	11.00	13.14	28.68	49.02	67.84	38.90	15.10	9.74	6.72
30	8.60	7.51	7.09	10.75	19.99	34.63	58.50	87.50	34.63	14.64	9.74	6.72
31	8.38	7.51	7.09	10.75	13.70	34.63	52.37	62.16	16.64	14.64	9.74	6.42

TOTAL	277.69	221.21	227.14	225.32	462.94	959.97	2056.76	1520.18	1598.12	715.03	358.80	237.55
AVERAGE	8.96	7.90	7.33	7.51	14.93	32.33	66.35	49.04	53.27	23.07	11.96	7.66
MAXIMUM	9.53	8.38	7.51	11.00	29.95	85.31	326.14	87.50	95.37	47.39	14.20	9.74
MINIMUM	8.38	7.51	7.09	6.89	8.83	12.59	25.02	33.94	34.63	14.64	9.74	6.42
MAX-	DATE < 830714 > 326.14											
35-	DATE < 830707 > 53.23											
05-	DATE < 830608 > 35.32											
1P5-	DATE < 830601 > 12.59											
275-	DATE < 830424 > 7.94											
355-	DATE < 830416 > 6.89											
WIN-	DATE < 831231 > 6.42											

 A N N U A L

 T O T A L A V E R A G E M A X I M U M M I N I M U M

 8370.71 24.30 325.14 6.42

Discharge at Sabhaya (1985)

1985

DAY	1	2	3	4	5	6	7	8	9	10	11	17
1	6.42	4.26	5.01	4.30	4.51	23.29	31.95	78.81	52.62	45.52	22.51	15.52
2	6.13	4.26	5.01	3.91	13.74	20.24	27.45	55.14	51.41	42.14	22.51	14.91
3	6.13	4.26	5.01	3.91	11.05	25.74	42.14	52.62	58.97	37.88	22.51	14.91
4	6.13	4.02	5.54	4.12	5.83	18.82	55.14	137.43	68.52	37.88	22.51	14.91
5	6.13	4.02	5.54	3.91	5.26	20.24	56.38	135.40	69.94	37.88	22.51	14.91
6	6.13	4.02	5.54	3.91	5.26	15.52	37.88	129.44	65.72	35.86	22.51	14.31
7	6.13	3.79	5.26	3.91	5.26	12.07	42.14	125.53	60.28	35.86	22.51	13.74
8	5.84	3.79	5.26	5.83	4.76	11.05	34.87	112.33	58.97	35.86	22.51	13.74
9	5.84	3.79	4.76	4.30	4.76	11.05	39.98	93.15	55.14	35.86	23.29	13.74
10	5.84	3.79	4.76	4.12	5.01	10.55	39.98	75.80	52.62	34.87	32.91	13.18
11	5.84	3.79	4.76	3.91	8.31	10.55	48.99	71.40	47.82	34.87	22.30	13.18
12	5.56	3.79	4.76	3.91	12.07	10.09	65.72	62.98	52.62	33.87	31.95	13.18
13	5.56	4.02	4.76	3.91	18.15	10.55	71.40	51.41	47.82	31.03	27.45	12.61
14	5.02	5.83	4.51	3.77	13.18	25.74	108.71	80.34	46.65	27.45	24.07	12.07
15	5.02	5.54	4.51	3.77	9.63	31.03	67.10	94.83	41.04	28.30	21.73	12.07
16	5.02	5.54	4.51	3.77	7.53	23.29	91.49	55.14	37.88	29.19	20.99	12.07
17	5.02	5.54	4.30	3.77	7.18	31.95	119.78	53.86	48.99	50.20	20.24	12.07
18	4.76	5.54	4.30	3.77	16.80	28.30	80.34	48.99	37.88	48.99	20.24	12.07
19	4.76	5.54	4.30	12.61	15.52	23.29	74.31	51.41	42.14	37.88	19.53	12.07
20	4.76	5.54	4.12	6.47	11.05	27.45	81.90	47.82	45.52	36.85	18.82	11.54
21	4.76	5.54	4.12	6.82	38.98	30.11	89.86	48.99	50.20	32.91	18.82	11.54
22	4.51	5.26	4.12	9.16	30.11	20.24	86.62	48.99	50.20	31.95	13.15	11.54
23	4.51	5.26	4.12	6.47	9.63	20.24	101.64	48.99	52.62	31.03	18.15	11.05
24	4.51	5.26	4.12	4.76	12.07	31.03	103.38	83.47	50.20	30.11	18.15	11.05
25	4.51	5.01	4.30	4.30	9.63	39.98	127.45	71.40	48.99	29.19	17.47	10.55
26	4.76	5.01	5.26	4.12	9.63	42.14	101.64	58.97	50.20	26.56	17.47	10.55
27	4.51	5.01	5.54	6.47	7.92	35.86	96.49	56.38	48.99	25.74	16.80	24.07
28	4.51	5.01	8.31	5.01	10.55	36.85	85.03	50.20	50.20	26.89	16.80	20.24
29	4.51	5.01	9.63	4.51	31.03	35.86	89.86	50.20	48.99	24.07	16.16	16.16
30	4.51	5.01	6.47	5.54	25.74	30.11	75.80	51.41	47.82	24.07	15.52	12.61
31	4.26	4.26	4.76	4.26	18.15	18.15	74.31	55.14	23.29	23.29	15.52	10.55
TOTAL	161.90	132.03	157.27	149.04	389.30	713.23	2249.73	2237.98	1540.96	1042.05	643.09	418.77
AVERAGE	5.22	4.72	5.07	4.97	12.56	23.77	72.57	72.19	51.37	33.61	21.44	13.51
MAXIMUM	6.42	5.83	9.63	12.61	39.98	42.14	127.45	137.43	69.94	50.20	32.91	24.07
MINIMUM	4.26	3.79	4.12	3.77	4.51	10.09	27.45	47.82	37.88	23.29	15.52	10.55

MAX- DATE < 850804 > 137.42
 35- DATE < 850712 > 65.72
 95- DATE < 850916 > 37.88
 1P5- DATE < 850519 > 15.52
 275- DATE < 850222 > 5.26
 355- DATE < 850207 > 3.79
 WJN- DATE < 850418 > 4.76

 A N N U A L

 T O T A L A V E R A G E M A X I M U M M I N I M U M

 9855.35 26.95 137.43 15.52

Discharge at Hinwa (1975)

DAY	1	2	3	4	5	6	7	8	9	10	11	12
1	0.02	0.55	0.27	0.06	0.22	7.90	7.53	10.16	10.58	16.46	3.56	2.02
2	1.54	0.50	0.27	0.02	0.18	5.02	7.04	9.42	7.53	7.49	3.47	2.02
3	1.10	0.50	0.27	0.02	1.41	4.61	7.04	9.63	8.55	11.66	3.59	1.95
4	0.02	0.50	0.27	0.02	1.88	3.56	7.53	8.16	6.92	12.78	3.39	1.95
5	0.87	0.50	0.22	0.02	1.28	3.04	7.04	7.78	10.37	20.28	3.30	1.88
6	0.87	0.50	0.22	0.10	1.47	4.51	11.00	9.08	7.04	12.10	3.21	1.88
7	0.81	0.45	0.22	0.06	2.02	7.40	8.42	7.65	7.04	11.44	3.13	1.88
8	0.81	0.45	0.22	0.10	1.10	5.77	13.72	8.16	8.42	11.22	3.04	1.81
9	0.81	0.45	0.22	0.06	1.74	5.02	10.79	7.40	7.28	10.58	2.96	1.81
10	0.81	0.45	0.22	0.02	1.28	4.31	9.75	6.33	5.99	10.16	2.96	1.81
11	0.76	0.45	0.22	0.02	2.17	3.39	9.95	8.29	6.33	9.49	2.87	1.74
12	0.76	0.41	0.18	0.02	2.02	3.39	11.22	7.65	7.04	8.55	2.87	1.74
13	0.76	0.41	0.18	0.02	5.88	20.86	16.08	6.33	8.29	8.03	2.79	1.74
14	0.71	0.41	0.18	0.00	2.32	16.98	13.48	5.88	20.86	7.28	2.71	1.67
15	0.71	0.41	0.18	0.00	1.54	14.20	10.79	5.99	10.37	6.92	2.71	1.67
16	0.71	0.36	0.18	0.00	1.16	13.72	9.35	5.55	9.95	6.33	2.71	1.67
17	0.71	0.36	0.14	0.00	11.66	8.16	9.08	5.44	13.25	5.88	2.63	1.60
18	0.71	0.36	0.14	0.00	32.95	8.29	8.81	5.02	15.69	5.99	2.63	1.50
19	0.65	0.36	0.14	0.00	5.44	7.40	8.42	5.23	32.95	6.10	2.55	1.54
20	0.65	0.31	0.14	0.55	3.65	9.35	3.95	4.91	22.94	5.55	2.47	1.54
21	0.65	0.31	0.14	0.14	3.56	9.49	13.01	4.71	14.69	5.44	2.40	1.54
22	0.65	0.31	0.10	0.22	3.30	8.29	14.20	6.10	11.66	5.33	2.40	1.47
23	0.60	0.31	0.10	0.18	2.71	7.28	10.37	7.04	9.95	4.91	2.32	1.47
24	0.60	0.31	0.10	1.47	3.04	7.90	9.35	8.95	8.95	4.61	2.32	1.47
25	0.60	0.27	0.10	0.08	2.79	9.95	11.44	6.21	8.95	4.61	2.24	1.41
26	0.60	0.27	0.10	0.08	2.60	9.22	20.57	5.44	10.58	4.41	2.17	1.41
27	0.60	0.27	0.10	0.45	2.24	10.79	20.57	5.02	15.69	4.31	2.17	1.34
28	0.55	0.27	0.06	1.34	2.55	11.44	13.06	5.12	9.49	4.22	2.09	1.34
29	0.55	0.27	0.06	0.55	2.87	11.22	13.25	4.61	8.29	4.03	2.09	1.34
30	0.55	0.27	0.06	0.31	3.86	7.78	10.58	4.51	11.22	3.95	2.02	1.34
31	0.55	0.27	0.06	0.06	2.29	8.29	11.00	5.12	3.75	3.75	2.02	1.34
TOTAL	23.09	11.01	5.06	15.81	118.98	250.24	345.19	206.89	336.86	245.64	81.57	50.99
AVERAGE	0.74	0.39	0.16	0.53	3.84	8.34	11.14	6.67	11.23	7.92	2.72	1.64
MAXIMUM	1.54	0.55	0.27	0.08	32.95	20.86	20.57	10.16	32.95	20.28	3.56	2.02
MINIMUM	0.55	0.27	0.06	0.00	0.18	3.04	7.04	4.51	5.99	3.75	2.02	1.34

MAX- DATE < 750518 > 32.95
 35- DATE < 751008 > 11.22
 95- DATE < 750704 > 7.53
 185- DATE < 751118 > 2.63
 275- DATE < 750128 > 0.55
 355- DATE < 750405 > 0.02
 MIN- DATE < 750419 > 0.00
 ATT- (4)

 A N V U A L

 I T O T A L A V E R A G E M A X I M U M M I N I M U M

 1601.33 6.53 32.95 0.00

Discharge at Hinwa (1976)

(0602.5)

1976

#DAY#	1	2	3	4	5	6	7	8	9	10	11	12
1	1.28	0.98	0.76	0.45	7.16	4.61	8.19	6.58	22.94	4.73	2.59	1.68
2	1.28	0.98	0.76	0.45	4.31	15.94	10.58	5.92	15.44	4.83	2.51	1.62
3	1.28	0.98	0.71	0.45	5.77	7.65	10.58	6.25	11.64	4.93	2.44	1.62
4	1.28	0.92	0.71	0.45	4.41	10.37	14.20	9.15	12.55	5.41	2.44	1.55
5	1.22	1.16	0.71	0.41	2.32	10.37	10.37	7.64	11.88	5.02	2.37	1.55
6	1.22	1.10	0.71	0.41	1.67	13.48	13.25	7.10	11.00	5.76	2.22	1.55
7	1.22	1.04	0.71	0.41	1.54	10.37	9.15	8.00	10.37	4.93	2.22	1.49
8	1.22	1.04	0.71	0.41	2.09	10.37	9.35	6.53	9.75	7.64	2.22	1.49
9	1.22	0.98	0.71	0.41	3.21	11.22	9.75	7.82	8.38	5.29	2.22	1.43
10	1.22	0.98	0.65	0.41	1.88	13.52	23.55	6.75	7.82	5.02	2.22	1.43
11	1.16	0.98	0.65	0.41	2.24	27.60	10.16	20.00	7.64	4.73	2.15	1.37
12	1.16	1.16	0.65	0.41	5.33	17.24	8.96	14.69	6.75	4.45	2.15	1.37
13	1.16	0.98	0.60	0.41	2.55	10.16	8.19	9.35	8.38	4.17	2.15	1.37
14	1.16	0.98	0.60	0.41	2.47	9.63	8.76	11.00	7.64	3.99	2.15	1.37
15	1.10	0.98	0.60	0.41	3.21	8.68	12.55	12.55	7.82	3.90	2.08	1.31
16	1.10	0.92	0.60	0.36	2.47	8.03	12.33	12.55	6.93	3.90	2.08	1.31
17	1.10	0.92	0.60	0.36	2.17	7.65	13.01	12.10	6.75	3.64	2.08	1.25
18	1.10	0.87	0.55	0.36	4.03	11.22	10.16	11.44	5.76	3.55	2.01	1.25
19	1.34	0.87	0.55	0.36	2.40	6.80	9.15	9.75	5.44	3.47	2.01	1.25
20	1.16	0.87	0.55	0.36	3.30	6.33	9.55	9.75	5.02	3.38	2.01	1.19
21	1.10	0.87	0.55	0.36	2.55	5.88	7.64	15.69	5.12	3.22	1.94	1.19
22	1.10	0.81	0.55	0.36	2.47	5.44	7.28	17.51	5.29	3.22	1.94	1.19
23	1.10	0.81	0.55	0.36	2.63	6.56	7.10	16.98	6.25	3.05	1.88	1.19
24	1.10	0.81	0.60	0.36	2.47	13.01	8.38	12.10	6.25	4.54	1.88	1.13
25	1.04	0.76	0.45	0.36	2.17	5.45	15.69	11.44	6.93	3.38	1.81	1.13
26	1.04	0.76	0.45	0.36	2.55	6.80	9.95	10.79	5.12	3.14	1.81	1.13
27	1.04	0.76	0.45	1.54	5.44	8.33	8.96	8.19	5.44	3.14	1.81	1.13
28	1.04	0.76	0.45	1.47	5.12	13.01	7.28	7.82	5.29	2.97	1.81	1.13
29	1.04	0.76	0.45	2.17	6.33	8.95	7.10	7.82	4.83	2.90	1.74	1.08
30	0.98	0.76	0.45	2.63	3.93	7.53	6.98	9.95	4.54	2.82	1.68	1.08
31	0.98	0.76	0.45	0.36	3.56	7.10	7.10	13.96	4.54	2.74	1.68	1.08
TOTAL	35.54	26.79	18.39	19.70	103.75	305.60	314.85	328.55	247.36	128.86	62.62	40.91
AVERAGE	1.15	0.92	0.59	0.66	3.35	10.19	10.16	10.60	8.25	4.16	2.09	1.52
MAXIMUM	1.34	1.16	0.76	2.63	7.16	27.40	23.55	20.00	22.94	7.64	2.59	1.68
MINIMUM	0.98	0.76	0.45	0.36	1.54	4.41	6.58	5.92	4.54	2.74	1.68	1.08
MAX-	DATE < 760611 >											
35-	DATE < 760906 >											
65-	DATE < 760916 >											
185-	DATE < 761106 >											
275-	DATE < 761230 >											
355-	DATE < 760409 >											
WIN-	DATE < 760420 >											
***** A N N U A L *****												
***** T O T A L A V E R A G E I N M A X I M U M I N I M U M *****												
***** 1633.12 I 4.46 I 27.40 I 0.36 *****												
***** ITRM(2) *****												

Discharge at Hinwa (1977)

1977

DATE	1	2	3	4	5	6	7	8	9	10	11	12
1	1.08	0.76	0.46	0.76	2.51	11.44	4.93	6.73	7.87	7.82	2.44	1.94
2	1.02	0.76	0.46	1.43	2.37	7.64	6.58	6.08	7.10	8.00	2.44	1.94
3	1.02	0.70	0.46	1.68	2.22	5.12	7.46	9.55	5.92	7.10	2.51	1.88
4	1.02	0.70	0.42	2.74	2.66	4.26	12.55	5.76	8.76	13.01	2.44	1.81
5	1.02	0.76	0.42	13.72	3.05	5.92	6.58	14.70	5.92	9.95	13.58	1.74
6	0.97	0.70	0.46	2.74	2.37	8.38	5.44	10.79	8.38	7.66	3.14	1.68
7	0.97	0.70	0.46	1.88	2.90	4.54	8.00	8.57	5.20	5.60	2.74	1.68
8	0.97	0.70	0.46	1.19	2.51	3.55	9.15	7.76	5.60	5.60	3.99	1.68
9	0.97	0.70	0.46	1.55	2.22	3.38	9.95	11.22	5.44	6.93	3.38	1.62
10	0.97	0.70	0.46	2.97	1.94	9.35	11.88	13.96	4.64	4.83	2.82	1.55
11	0.97	0.65	0.46	5.12	2.37	13.01	10.37	9.35	4.93	4.64	3.30	1.55
12	0.91	0.65	0.46	4.26	2.08	6.41	12.10	15.94	5.29	4.45	3.14	1.49
13	0.91	0.65	0.46	3.99	1.94	4.83	10.58	21.45	5.44	4.26	5.92	1.49
14	0.91	0.61	0.91	3.64	2.15	4.26	8.57	14.69	6.41	4.26	3.81	1.43
15	0.91	0.61	0.61	3.55	16.20	3.99	6.25	11.00	9.35	4.17	3.30	1.68
16	0.91	0.61	0.56	2.44	11.22	3.72	5.44	16.46	15.19	3.91	3.14	1.55
17	0.91	0.56	0.56	2.22	4.45	3.30	5.60	22.34	9.76	3.64	2.97	1.43
18	0.91	0.56	0.51	2.08	6.25	3.64	8.19	14.93	11.88	3.47	2.82	1.51
19	0.91	0.56	0.51	2.01	4.54	5.02	8.19	26.41	10.58	3.99	2.74	1.51
20	0.91	0.56	0.51	1.94	6.58	5.12	6.75	11.44	10.16	3.67	2.66	1.25
21	0.91	0.56	0.46	2.51	4.93	3.99	6.93	13.25	9.35	3.30	2.59	1.25
22	0.86	0.51	0.46	2.29	10.16	5.02	6.93	10.79	11.66	3.14	2.44	1.25
23	0.86	0.51	0.42	2.08	10.79	4.65	7.46	24.80	9.35	3.05	2.37	1.19
24	0.86	0.51	0.42	3.81	6.08	3.64	6.25	16.72	7.22	2.90	2.29	1.19
25	0.81	0.51	0.37	3.55	4.83	4.64	5.60	18.05	6.08	2.82	2.22	1.19
26	0.81	0.51	0.46	3.72	6.08	3.72	4.45	18.87	5.44	7.46	2.22	1.19
27	0.81	0.51	0.46	3.38	4.54	3.30	8.38	18.05	5.02	3.05	2.15	1.15
28	0.81	0.51	0.37	2.90	8.57	4.54	5.60	15.19	4.93	2.82	2.08	1.55
29	0.76	0.51	0.37	2.74	13.25	3.64	4.83	13.25	6.41	2.74	2.02	1.45
30	0.76	0.51	0.37	2.66	12.78	3.90	5.29	10.16	6.58	2.66	2.01	1.45
31	0.76	0.51	0.37	0.76	7.82	3.90	5.29	8.19	6.58	2.59	2.01	1.13
TOTAL	28.18	17.33	15.14	91.55	172.36	157.72	231.57	424.95	224.96	152.99	92.73	45.88
AVERAGE	0.91	0.62	0.49	3.05	5.56	5.26	7.47	13.71	7.50	4.94	3.09	1.48
MAXIMUM	1.08	0.76	0.91	13.72	16.20	13.01	12.55	26.41	15.19	13.01	10.58	1.94
MINIMUM	0.76	0.51	0.37	0.76	1.94	3.30	4.45	4.73	4.64	2.59	2.01	1.13

MAX- DATE < 770819 > 26.41
 35- DATE < 770523 > 10.79
 95- DATE < 770802 > 6.08
 185- DATE < 771027 > 3.05
 275- DATE < 770101 > 1.08
 355- DATE < 770322 > 0.46
 WIN- DATE < 770329 > 0.37

 A N N U A L

 TOTAL AVERAGE MAXIMUM MINIMUM

 1655.36 4.54 26.41 0.37

Discharge at Hinwa (1978)

#DAY#	1	2	3	4	5	6	7	8	9	10	11	12
1	1.13	0.70	0.47	0.65	1.43	9.55	11.22	30.11	6.08	2.90	2.82	7.08
2	1.13	0.65	0.46	0.51	1.49	5.60	8.19	28.06	6.58	7.82	2.97	2.22
3	1.08	0.65	0.46	0.46	1.19	4.93	11.22	19.71	5.60	6.58	2.97	2.15
4	1.08	0.65	0.42	0.37	1.02	4.08	11.44	18.87	6.75	6.08	2.90	2.08
5	1.02	0.65	0.42	0.37	0.91	3.64	10.16	14.20	5.60	7.10	2.97	2.01
6	1.02	0.61	0.42	0.37	0.97	4.73	10.37	12.78	5.92	7.10	2.74	1.94
7	1.02	0.61	0.37	0.37	0.91	6.93	11.66	14.20	6.41	5.76	2.74	1.88
8	0.97	0.61	0.37	0.37	1.19	8.38	12.78	15.19	5.76	5.29	2.74	1.88
9	0.97	0.61	0.37	0.33	0.97	8.96	8.76	15.44	8.96	5.92	2.66	1.81
10	0.97	0.61	0.37	0.33	1.31	11.66	7.10	17.51	11.64	6.08	2.66	1.81
11	0.97	0.61	0.37	0.56	1.19	5.44	13.72	21.45	11.44	5.44	2.59	1.74
12	0.91	0.56	1.19	1.31	1.19	4.64	8.38	15.44	9.75	5.02	2.51	1.74
13	0.91	0.56	0.70	0.70	2.08	6.93	7.82	13.96	14.44	4.83	2.51	1.68
14	0.91	0.56	0.56	0.76	2.51	10.58	7.46	11.44	17.24	4.73	2.59	1.68
15	0.91	0.56	0.46	0.65	2.74	13.48	22.64	11.22	14.69	4.35	2.59	1.62
16	0.86	0.56	0.46	0.70	2.01	17.24	12.55	13.72	11.44	4.17	2.51	1.62
17	0.86	0.65	0.46	0.70	1.88	8.96	14.69	11.88	9.55	4.08	2.07	1.55
18	0.86	0.61	0.61	2.37	1.88	12.10	14.20	12.33	37.07	3.90	3.47	1.55
19	0.86	0.56	0.70	1.02	1.49	22.34	12.10	9.35	16.72	3.72	2.82	1.55
20	0.83	0.51	0.56	1.25	2.44	18.05	15.19	10.37	11.22	3.90	3.00	1.49
21	0.81	0.51	0.46	0.70	3.90	8.76	11.00	9.15	9.75	3.55	2.90	1.43
22	0.81	0.51	0.46	0.65	6.25	15.44	10.16	7.82	8.96	3.54	2.82	1.43
23	0.81	0.46	0.42	2.22	3.72	16.98	22.04	9.95	7.64	3.55	2.66	1.43
24	0.76	0.46	0.37	2.82	3.38	15.94	32.59	14.20	6.58	3.47	2.51	1.43
25	0.76	0.46	0.37	1.49	4.93	12.78	23.55	14.69	9.55	3.38	2.44	1.43
26	0.76	0.46	0.33	3.38	7.10	11.44	18.87	10.58	9.55	3.30	2.44	1.37
27	0.86	0.46	0.33	1.43	33.32	12.55	27.73	9.15	9.35	3.22	2.29	1.37
28	0.76	0.46	0.28	1.08	13.48	9.95	31.87	7.82	7.28	3.14	2.22	1.37
29	0.76	0.46	0.28	1.08	8.96	8.76	17.51	7.10	6.58	3.05	2.22	1.37
30	0.76	0.46	0.28	1.13	5.29	8.76	14.93	6.41	7.64	3.05	2.15	1.31
31	0.70	0.46	0.70	0.70	8.38	20.00	20.00	7.46	2.90	2.90	2.15	1.31
TOTAL	27.80	15.87	14.43	30.13	129.51	309.58	461.90	421.56	305.54	146.12	81.13	51.33
AVERAGE	0.90	0.57	0.47	1.00	4.18	10.32	14.90	13.60	10.18	4.71	2.70	1.66
MAXIMUM	1.13	0.70	1.19	3.38	33.32	22.34	32.59	30.11	37.07	8.00	3.90	2.82
MINIMUM	0.70	0.46	0.28	0.33	0.91	3.64	7.10	6.41	5.60	2.90	2.15	1.31
MAX- 35- 95- 185- 275- 355- MIN-ATTN:	DATE < 780918 > DATE < 780718 > DATE < 780712 > DATE < 781111 > DATE < 780117 > DATE < 780405 > DATE < 780330 >	37.07 14.20 2.30 2.50 0.84 0.37 0.28	> > > > > > >	A N U A L M A X I M U M M I N I M U M 5.47 37.07	0.28	4						

1979.

Discharge at Hinwa (1979)

DAY	1	2	3	4	5	6	7	8	9	10	11	12
1	1.11	0.75	0.53	0.25	0.92	3.06	12.66	5.97	10.75	9.29	1.90	3.06
2	1.11	0.75	0.53	0.25	0.60	3.06	11.37	7.41	9.86	6.92	1.77	1.77
3	1.01	0.75	0.46	0.25	0.53	3.06	9.86	7.41	9.86	6.20	1.77	1.31
4	1.01	0.75	0.46	0.25	0.46	3.06	6.92	10.75	15.44	5.10	1.65	1.21
5	1.01	0.75	0.46	0.25	0.46	3.22	6.20	13.67	14.31	4.89	1.65	1.11
6	1.01	0.75	0.46	0.20	0.35	3.39	6.92	12.66	13.67	3.39	1.65	1.11
7	0.92	1.31	0.46	0.20	0.25	3.06	6.67	8.73	14.01	2.44	1.53	1.11
8	0.92	1.11	0.46	0.20	0.25	3.06	7.67	6.67	12.33	2.90	1.53	1.01
9	0.92	0.92	0.46	0.20	0.20	3.22	5.31	5.33	11.06	4.49	1.53	1.01
10	0.92	0.92	0.40	0.20	4.89	3.06	3.92	5.31	11.69	3.92	1.42	1.01
11	0.92	0.83	0.40	0.40	3.39	3.06	5.97	4.89	10.45	3.56	1.42	0.92
12	0.92	0.83	0.40	0.25	4.49	6.67	7.41	5.33	9.86	3.74	1.42	0.92
13	0.92	0.83	0.40	0.35	4.69	4.69	6.44	5.10	8.73	3.22	1.42	0.92
14	0.92	0.83	0.40	0.25	6.44	5.75	5.97	4.49	8.73	3.56	1.42	0.92
15	0.92	0.83	0.40	0.25	8.19	5.31	5.31	4.49	7.93	3.22	1.31	0.92
16	0.92	0.83	0.40	0.20	6.67	5.97	5.53	4.30	8.46	3.39	1.31	0.92
17	0.92	0.75	0.40	0.20	5.75	4.69	6.44	4.30	6.44	2.90	1.31	0.83
18	0.92	0.75	0.40	0.29	4.49	4.49	6.44	4.11	5.75	2.74	1.31	0.83
19	0.83	0.67	0.40	0.40	3.39	6.92	6.20	4.11	5.53	2.59	1.31	0.83
20	0.83	0.67	0.40	0.40	2.03	6.44	5.97	40.81	4.69	2.30	1.31	0.83
21	0.83	0.67	0.40	2.74	6.44	7.67	5.97	18.49	3.92	2.30	1.31	0.75
22	0.83	0.67	0.35	1.90	4.89	7.67	6.67	16.17	4.69	2.30	1.21	0.75
23	0.83	0.60	0.35	1.31	4.11	10.45	6.67	12.66	6.20	2.03	1.21	0.75
24	0.83	0.60	0.35	0.83	3.92	9.20	7.67	13.33	4.89	1.90	1.21	0.75
25	0.75	0.60	0.35	0.29	3.74	9.01	7.16	12.33	4.89	1.77	1.21	0.67
26	0.75	0.60	0.35	0.29	3.74	7.67	7.41	12.66	4.30	1.65	1.21	0.67
27	0.75	0.53	0.29	0.53	3.39	8.19	8.19	10.45	3.56	3.22	1.21	0.67
28	0.75	0.53	0.29	0.35	3.22	10.15	7.67	9.86	3.06	2.44	1.53	0.60
29	1.01	0.75	0.29	7.16	3.22	11.06	8.46	10.15	3.92	2.30	1.42	0.60
30	0.83	0.75	0.35	7.67	3.06	12.66	6.20	18.09	10.75	2.16	1.65	0.50
31	0.75	0.75	0.20	7.67	3.06	12.66	5.75	12.99	2.03	2.03	1.65	0.60
TOTAL	27.87	21.38	12.34	28.49	100.79	179.06	217.23	313.42	249.43	104.86	43.11	28.96
AVERAGE	0.90	0.76	0.40	0.95	3.25	5.97	7.01	10.11	8.31	3.38	1.44	0.97
MAXIMUM	1.11	1.31	0.53	7.67	8.19	12.66	12.66	40.81	15.44	9.29	1.90	3.06
MINIMUM	0.75	0.53	0.20	0.20	0.20	3.06	3.92	4.11	3.06	1.65	1.21	0.60

MAX- DATE < 790820 > 40.81
 35- DATE < 790912 > 9.86
 95- DATE < 790812 > 5.53
 185- DATE < 791104 > 1.65
 275- DATE < 790202 > 0.75
 355- DATE < 790412 > 0.25
 WIN- DATE < 790509 > 0.20
 ***** ANNUAL *****
 ***** TOTAL AVERAGE MAXIMUM *****
 ***** 1327.84 3.64 40.81 *****
 ***** 0.20 *****
 ***** 6 *****

Discharge at Hinwa (1980)

DATE	1	2	3	4	5	6	7	8	9	10	11	12
1	0.53	0.29	0.29	0.10	0.67	2.74	5.92	19.63	6.93	7.64	2.22	1.19
2	0.53	0.29	0.25	0.10	0.67	3.64	4.73	24.49	9.15	5.44	2.15	1.19
3	0.53	0.29	0.25	0.10	0.53	2.44	4.35	15.69	7.28	4.93	2.08	1.13
4	0.53	0.29	0.25	0.10	0.40	2.59	4.64	15.94	12.55	4.35	2.01	1.13
5	0.46	0.29	0.25	0.10	11.69	2.37	5.02	12.55	7.10	4.73	2.01	1.13
6	0.46	0.29	0.25	0.10	4.30	2.44	11.22	9.95	9.75	4.17	1.94	1.08
7	0.46	0.29	0.20	0.07	3.74	13.01	6.75	10.37	7.64	4.08	1.94	1.08
8	0.46	0.29	0.20	0.07	1.42	3.05	7.10	8.19	9.55	3.99	1.88	1.02
9	0.46	0.29	0.20	0.07	2.59	3.14	7.10	7.46	10.16	4.54	1.88	1.02
10	0.46	0.29	0.16	0.07	0.92	2.66	5.76	7.64	8.96	3.90	1.81	1.02
11	0.40	0.29	0.16	0.67	0.53	2.44	11.22	8.38	11.88	3.72	1.74	0.97
12	0.40	0.29	0.16	0.20	0.46	2.01	6.93	8.19	18.60	3.38	1.74	0.97
13	0.40	0.29	0.16	0.20	0.35	9.95	16.37	8.57	50.37	3.38	1.68	0.97
14	0.40	0.29	0.16	0.16	1.31	10.79	13.25	8.00	22.34	3.22	1.68	0.91
15	0.40	0.29	0.16	0.16	1.62	39.01	12.55	8.19	15.19	3.30	1.68	0.91
16	0.40	0.25	0.16	0.16	1.68	13.72	6.75	11.22	13.96	3.91	1.68	0.85
17	0.40	0.25	0.16	0.16	2.44	6.58	8.38	11.22	11.44	3.30	1.62	0.85
18	0.40	0.25	0.16	0.16	2.90	5.02	7.64	14.20	10.37	2.97	1.55	0.81
19	0.40	0.25	0.16	0.16	1.94	9.35	6.58	14.44	8.57	2.97	1.55	0.81
20	0.35	0.25	0.16	0.16	1.84	5.76	14.93	13.72	9.75	2.90	1.55	0.81
21	0.35	0.25	0.16	0.13	11.22	6.08	11.22	12.78	7.46	2.74	1.49	0.81
22	0.35	0.25	0.13	0.13	4.17	5.44	14.93	11.22	6.93	2.66	1.49	0.76
23	0.35	0.25	0.13	0.13	4.08	6.75	12.78	12.78	6.75	2.50	1.43	0.76
24	0.35	0.25	0.13	0.13	4.93	8.00	9.15	11.00	8.38	3.14	1.37	0.76
25	0.35	0.25	0.13	0.13	5.29	8.57	9.75	9.15	5.76	3.22	1.37	1.02
26	0.35	0.25	0.13	1.31	3.05	8.76	9.55	9.95	5.44	2.90	1.37	0.70
27	0.35	0.20	0.16	0.83	2.59	9.75	19.71	11.22	5.92	2.66	1.31	0.70
28	0.35	0.20	0.16	0.67	2.59	7.10	15.19	8.00	9.15	2.51	1.31	0.65
29	0.35	0.20	0.13	0.53	2.37	6.75	11.88	7.82	8.57	2.44	1.25	0.65
30	0.35	0.13	0.13	0.53	2.82	6.08	13.96	12.78	5.92	2.37	1.25	0.65
31	0.35	0.13	0.13	0.13	3.90	27.07	27.07	8.38	2.90	2.29	1.25	0.61

TOTAL 12.68 | 7.70 | 5.39 | 7.59 | 89.11 | 215.99 | 315.93 | 352.92 | 331.82 | 110.24 | 50.10 | 27.99
 AVERAGE 0.41 | 0.27 | 0.17 | 0.25 | 2.87 | 7.20 | 10.19 | 11.38 | 11.06 | 11.06 | 3.56 | 1.67 | 0.90
 MAXIMUM 0.53 | 0.29 | 0.29 | 1.31 | 11.69 | 39.01 | 27.07 | 24.49 | 50.37 | 50.37 | 7.66 | 2.22 | 1.19
 MINIMUM 0.35 | 0.20 | 0.10 | 0.07 | 0.35 | 2.01 | 4.35 | 7.46 | 5.44 | 2.29 | 1.25 | 1.25 | 0.61
 MAX - 50.37
 DATE < 800913 >
 35 - 11.22
 DATE < 800706 >
 95 - 6.75
 DATE < 800707 >
 185 - 1.68
 DATE < 800516 >
 275 - 0.35
 DATE < 800125 >
 355 - 0.13
 DATE < 800425 >
 410 - 0.07
 DATE < 800410 >
 4) 1527.46 | 4.17 | 50.37 | 0.07

 ANVJAL

 TOTAL AVERAGE MAXIMUM MINIMUM

 4)

Discharge at Hinwa (1981)

1981

DATE	1	2	3	4	5	6	7	8	9	10	11	12
1	0.61	0.33	0.08	0.46	2.74	3.30	7.28	13.25	9.95	4.35	1.74	1.02
2	0.61	0.33	0.12	0.46	2.22	3.29	7.28	25.76	9.15	3.99	1.74	1.02
3	0.56	0.33	0.09	0.33	2.22	2.90	9.95	15.94	11.44	4.08	1.74	1.02
4	0.56	0.33	0.08	0.28	2.15	2.66	8.57	11.44	9.75	3.72	1.74	1.02
5	0.56	0.28	0.04	0.51	2.15	4.45	7.28	11.00	8.00	3.64	1.68	1.02
6	0.51	0.28	0.04	0.20	1.62	4.35	5.76	10.58	8.57	3.55	1.68	0.97
7	0.51	0.28	0.08	0.16	2.66	3.54	5.44	10.37	12.33	3.30	1.62	0.97
8	0.51	0.28	0.01	0.08	2.22	2.59	9.95	8.00	11.66	3.14	1.62	0.97
9	0.56	0.28	0.01	0.08	1.88	2.90	6.23	6.41	11.66	3.05	1.55	0.97
10	0.56	0.24	0.01	0.65	2.74	2.51	4.83	7.10	8.96	2.97	1.55	0.91
11	0.51	0.24	0.04	0.28	2.15	2.66	4.93	12.78	9.15	2.00	1.55	0.91
12	0.46	0.24	0.04	0.51	2.15	2.51	6.58	20.28	11.00	2.74	1.49	0.86
13	0.46	0.24	0.04	0.37	1.94	2.97	5.12	13.25	22.64	2.66	1.43	0.86
14	0.46	0.24	0.24	0.20	1.68	3.72	10.79	18.44	7.28	2.22	2.29	0.86
15	0.46	0.20	0.12	1.68	2.82	4.08	6.41	8.57	11.66	2.44	1.68	0.86
16	0.46	0.20	0.28	1.13	3.22	3.38	9.15	6.93	9.15	2.37	1.62	0.86
17	0.46	0.20	0.20	1.55	3.55	3.14	8.96	16.72	10.16	2.22	1.55	0.81
18	0.42	0.20	0.16	0.76	2.66	3.64	10.79	15.34	7.28	2.22	1.55	0.81
19	0.42	0.16	0.16	0.56	2.15	2.82	12.55	18.32	6.93	2.15	1.49	0.81
20	0.42	0.16	0.12	0.51	1.88	2.74	9.95	13.48	6.23	2.15	1.49	0.76
21	0.42	0.16	0.08	0.46	1.74	2.37	9.95	13.25	5.76	2.08	1.43	0.76
22	0.42	0.16	0.20	0.46	1.94	2.66	14.20	22.34	5.02	2.01	1.31	0.76
23	0.42	0.12	0.12	6.08	1.81	4.93	8.96	16.98	4.23	2.01	1.37	0.76
24	0.81	0.12	0.01	2.08	3.22	6.25	12.78	16.72	4.54	1.94	1.31	0.70
25	0.56	0.12	0.42	1.25	2.08	2.74	9.35	12.55	4.23	1.94	1.25	0.70
26	0.42	0.12	0.01	1.02	2.59	4.08	28.74	16.93	4.26	1.94	1.25	0.70
27	0.42	0.08	0.16	1.02	3.72	10.58	13.48	10.58	4.17	1.94	1.19	0.65
28	0.37	0.08	0.08	0.76	3.30	9.75	16.46	12.10	4.17	1.88	1.19	0.65
29	0.37	0.08	0.08	0.65	2.22	7.82	14.20	9.15	4.17	1.81	1.13	0.65
30	0.37	0.08	0.20	2.51	2.44	8.57	18.05	10.16	4.17	1.81	1.13	0.65
31	0.37	0.08	0.20	2.01	2.01	20.00	20.00	19.71	4.17	1.74	1.13	0.61
TOTAL	14.77	6.00	3.51	27.05	73.87	127.43	319.12	414.04	255.82	81.33	45.36	26.00
AVERAGE	0.48	0.21	0.11	0.90	2.38	4.25	10.29	13.36	8.53	2.62	1.51	0.84
MAXIMUM	0.81	0.33	0.42	6.08	3.72	10.58	28.74	25.76	22.64	4.35	2.29	1.09
MINIMUM	0.20	0.08	0.01	0.08	1.62	2.37	4.83	6.41	4.17	1.74	1.13	0.61

MAX- DATE < 810726 > 28.74
 35- DATE < 810903 > 11.44
 95- DATE < 810805 > 4.45
 195- DATE < 810521 > 1.74
 275- DATE < 810420 > 0.51
 355- DATE < 810400 > 0.09
 MIN- DATE < 810326 > 0.01

A N N U A L
 T O T A L A V E R A G E M A X I M U M M I N I M U M
 1394.30 3.92 28.74 0.01

Discharge at Hinwa (1982)

DAY#	1	2	3	4	5	6	7	8	9	10	11	12
1	0.61	0.37	0.24	1.31	0.65	7.46	5.44	11.22	8.06	5.29	2.97	2.51
2	0.61	0.37	0.37	1.37	0.65	9.55	6.08	10.16	10.16	4.73	2.97	2.54
3	0.61	0.33	0.33	0.76	5.76	3.81	6.58	12.10	7.54	4.54	2.90	2.44
4	0.56	0.42	0.33	0.61	2.51	4.17	7.46	10.79	10.37	4.45	2.90	2.37
5	0.56	0.42	0.33	0.56	2.15	3.30	12.33	9.55	6.93	4.26	2.90	2.37
6	0.56	0.56	0.33	0.97	1.62	2.74	8.38	11.66	15.44	4.02	3.30	2.37
7	0.56	0.46	0.33	0.56	1.55	2.66	6.41	9.75	9.75	3.99	2.97	2.29
8	0.28	0.46	0.28	0.46	2.59	2.59	9.15	14.44	7.10	3.99	2.97	2.29
9	0.51	0.65	0.28	0.42	2.51	7.66	12.10	12.55	6.58	3.90	2.90	2.29
10	0.51	0.42	0.28	0.33	2.08	3.90	17.24	9.75	6.02	3.72	3.38	2.29
11	0.51	0.42	0.28	0.28	2.08	5.29	12.10	8.19	14.20	3.54	3.05	2.29
12	0.51	0.42	0.24	0.37	1.88	5.02	9.35	9.15	6.58	3.81	3.81	2.22
13	0.51	0.42	0.24	0.33	3.05	3.90	18.05	7.64	6.75	3.64	3.47	2.22
14	0.46	0.42	0.24	0.70	1.94	5.02	13.96	12.33	6.75	3.64	3.14	2.22
15	0.46	0.42	0.20	0.76	1.88	3.99	14.93	13.72	7.82	3.55	2.60	2.15
16	0.46	0.42	0.20	0.56	2.44	6.58	10.37	9.35	8.38	3.38	2.90	2.15
17	0.46	0.37	0.20	0.65	1.88	5.44	7.46	12.78	3.30	3.22	2.90	2.15
18	0.46	0.37	0.20	3.81	1.81	9.55	8.57	9.15	8.57	3.22	2.90	2.08
19	0.46	0.37	0.20	1.02	1.37	8.38	74.07	8.57	8.00	3.14	2.82	2.08
20	0.46	0.33	0.61	0.86	1.19	14.93	22.64	11.22	7.46	3.14	2.82	2.08
21	0.46	0.33	0.37	0.76	1.31	7.28	12.78	10.16	7.10	3.47	2.74	2.08
22	0.46	0.28	0.28	0.65	1.37	10.37	19.15	18.05	6.52	3.30	2.66	2.08
23	0.42	0.28	0.28	1.55	1.13	7.82	36.30	11.22	8.19	3.90	2.66	2.01
24	0.42	0.28	0.24	1.88	1.37	7.10	30.46	9.75	6.08	3.64	2.66	2.01
25	0.42	0.28	0.33	1.08	1.13	8.57	20.86	9.15	6.08	3.55	2.59	2.01
26	0.42	0.24	0.33	1.31	1.13	5.02	19.43	9.75	5.60	3.47	2.59	2.01
27	0.42	0.24	0.37	1.25	1.49	5.76	18.32	12.55	5.44	3.14	2.59	1.94
28	0.42	0.24	0.24	1.37	1.55	6.41	19.43	13.72	5.60	3.22	2.51	1.94
29	0.37	0.24	0.20	1.02	2.44	10.37	21.45	13.72	5.12	3.14	2.51	1.94
30	0.37	0.16	0.16	0.70	14.44	6.08	16.46	11.66	5.44	2.97	2.51	1.94
31	0.37	0.16	0.16	0.16	4.73	0.16	14.93	10.16	0.16	2.97	2.51	1.88

TOTAL 14.95 10.59 8.67 28.26 73.68 191.42 512.24 343.96 228.05 114.20 86.89 67.14
 AVERAGE 0.48 0.38 0.28 0.94 2.38 6.38 16.52 11.10 7.60 3.68 2.90 2.17
 MAXIMUM 0.61 0.65 0.61 3.81 14.44 14.93 74.07 18.05 15.44 5.29 3.81 2.51
 MINIMUM 0.37 0.24 0.16 0.28 0.65 2.59 5.44 2.66 3.30 2.97 2.51 1.88
 MAX- DATE < 820719 > 74.07
 35- DATE < 820806 > 11.66
 05- DATE < 820628 > 6.41
 185- DATE < 821126 > 2.50
 275- DATE < 820107 > 0.56
 355- DATE < 820314 > 0.24
 415- DATE < 820331 > 0.16
 C.J.6
 ANNUAL
 TOTAL AVERAGE MAXIMUM
 1680.05 4.60 74.07

Discharge at Hinwa (1983)

(0402.5)

DAY#	1	2	3	4	5	6	7	8	9	10	11	12
1	1.88	1.55	1.31	1.19	2.22	2.74	6.25	11.44	15.69	8.76	7.19	1.94
2	1.88	1.55	1.31	1.10	1.68	2.90	11.44	11.22	14.44	8.76	3.19	1.84
3	1.88	1.55	1.31	1.19	1.68	4.54	11.66	11.22	14.93	12.55	3.07	1.84
4	1.88	1.55	1.31	1.19	2.29	27.04	18.05	11.22	23.87	8.38	3.07	1.73
5	1.81	1.49	1.31	1.10	2.66	23.25	12.33	10.58	16.98	7.64	2.95	1.73
6	1.81	1.49	1.31	1.19	3.99	11.00	17.51	11.22	14.44	6.41	2.05	1.63
7	1.81	1.49	1.31	1.13	3.22	11.22	16.20	8.76	13.25	6.41	3.07	1.63
8	1.74	1.49	1.31	1.13	2.74	9.15	11.66	12.10	11.66	6.25	3.07	1.54
9	1.74	1.49	1.31	1.13	2.44	6.41	9.55	9.75	12.55	6.41	2.95	1.54
10	1.74	1.49	1.31	1.13	2.59	5.92	8.96	10.16	14.93	7.82	2.83	1.45
11	1.74	1.49	1.25	1.13	2.37	4.64	8.76	8.76	11.88	6.41	2.71	1.45
12	1.74	1.49	1.25	1.10	2.97	3.99	8.96	12.10	15.69	6.08	2.71	1.35
13	1.74	1.49	1.25	1.13	4.26	3.64	19.71	12.10	15.69	5.60	2.50	1.35
14	1.74	1.49	1.25	1.13	2.59	4.26	91.16	11.00	26.08	5.60	2.59	1.25
15	1.74	1.37	1.25	1.13	4.54	3.64	53.08	16.98	18.87	5.29	2.59	1.25
16	1.68	1.37	1.25	1.13	3.81	3.47	25.76	13.25	16.44	5.60	2.48	1.26
17	1.68	1.37	1.25	1.13	2.97	7.82	17.78	18.60	13.96	5.29	2.48	1.26
18	1.68	1.37	1.25	1.13	3.14	4.08	15.44	12.33	13.48	5.13	2.48	1.17
19	1.68	1.37	1.25	1.13	3.22	3.90	13.25	11.00	11.66	4.83	2.37	1.17
20	1.68	1.31	1.25	1.19	2.97	7.10	14.20	13.72	11.66	4.83	2.37	1.17
21	1.68	1.31	1.25	1.19	3.99	9.75	13.01	10.79	11.88	4.25	2.26	1.17
22	1.68	1.31	1.31	1.19	5.29	11.00	12.55	13.96	17.78	4.12	2.26	1.09
23	1.68	1.31	1.25	1.21	7.64	21.15	12.55	12.33	13.48	4.40	2.26	1.17
24	1.62	1.31	1.25	1.43	3.98	16.20	29.08	13.25	13.48	4.40	2.15	1.09
25	1.62	1.31	1.19	1.31	5.76	8.76	12.10	13.72	11.88	4.25	2.15	1.09
26	1.62	1.31	1.19	1.37	3.55	6.93	12.33	15.44	10.37	3.98	2.15	1.26
27	1.62	1.31	1.19	2.08	3.14	7.10	14.20	13.43	11.66	3.84	2.04	1.17
28	1.62	1.31	1.19	1.74	2.97	5.41	16.72	14.20	10.58	3.71	2.04	1.09
29	1.62	1.31	1.19	2.29	2.90	7.28	13.01	18.32	10.16	3.45	1.94	1.09
30	1.62	1.31	1.19	2.22	4.83	8.96	15.69	23.87	8.96	3.32	1.94	1.09
31	1.55	1.31	1.19	1.19	3.05	13.96	13.96	16.72	13.96	3.32	1.94	1.00
TOTAL	53.20	39.74	38.99	39.81	105.45	242.25	554.81	403.59	426.38	176.52	76.90	41.88
AVERAGE	1.72	1.42	1.26	1.31	3.40	8.31	17.90	13.02	14.21	5.69	2.56	1.35
MAXIMUM	1.88	1.55	1.31	2.29	7.64	23.25	91.16	23.87	26.08	12.55	3.19	1.94
MINIMUM	1.55	1.31	1.19	1.13	1.68	2.74	6.25	8.76	8.96	3.32	1.94	1.00

MAX- DATE < 230714 > 91.16
 35- DATE < 830707 > 14.20
 95- DATE < 830608 > 9.15
 185- DATE < 830601 > 2.74
 275- DATE < 830424 > 1.43
 355- DATE < 830416 > 1.17
 WIN- DATE < 831231 > 1.00

 A N N U A L

 T O T A L I A V E R A G E I M A X I M U M I M I N I M U M I
 2206.02 I 6.04 I 91.16 I I-00

Discharge at Hinwa (1984)

1984

(0602.5)

#DAY#	1	2	3	4	5	6	7	8	9	10	11	12
1	1.00	1.77	1.31	0.92	2.30	6.44	16.55	17.31	14.01	10.45	4.11	2.15
2	0.92	1.77	1.21	2.30	2.16	5.97	14.36	14.36	14.01	9.86	3.92	2.03
3	0.92	1.77	1.21	1.01	1.77	5.53	14.36	16.93	13.67	9.86	3.92	2.03
4	0.92	1.65	1.21	0.92	14.36	5.31	14.36	16.55	13.67	9.29	3.74	2.03
5	0.84	1.65	1.21	0.83	10.45	5.75	17.99	14.72	14.01	8.73	3.74	2.03
6	0.84	1.65	1.21	0.75	3.92	5.53	16.17	13.33	14.01	8.19	3.56	1.90
7	0.76	1.65	1.21	0.75	11.69	5.75	16.17	12.66	13.33	7.97	3.56	1.90
8	0.76	1.65	1.21	0.75	22.26	6.92	20.96	12.66	14.01	7.03	3.56	1.90
9	0.76	1.65	1.21	0.67	12.66	5.75	21.39	12.01	11.69	7.16	3.56	1.90
10	0.76	1.65	1.21	1.77	6.44	5.75	20.96	9.86	11.69	6.92	3.56	1.77
11	0.76	1.65	1.21	1.42	5.53	6.67	20.12	14.36	16.17	6.44	3.56	1.77
12	0.68	1.65	1.21	1.01	5.31	6.20	19.71	12.33	12.66	5.75	3.56	1.77
13	0.68	1.65	1.21	0.92	6.67	5.53	19.71	12.01	11.37	5.75	3.56	1.77
14	0.68	1.53	1.11	0.83	9.57	6.92	19.71	11.69	11.37	5.75	3.39	1.77
15	2.16	1.53	1.01	0.83	13.33	6.92	18.89	10.75	11.37	6.67	3.39	1.65
16	2.16	1.53	1.01	0.83	8.19	5.97	18.89	9.86	12.01	5.75	3.22	1.65
17	2.16	1.42	1.01	2.90	7.41	8.44	18.89	10.75	16.55	5.75	3.22	1.65
18	2.30	1.42	1.01	3.92	6.67	5.97	18.49	9.86	15.80	5.33	3.06	1.65
19	2.30	1.31	1.01	3.22	6.20	8.73	15.44	9.86	16.93	5.33	2.90	1.65
20	2.30	1.65	1.01	1.53	5.10	9.01	14.72	12.01	15.80	5.31	2.90	1.65
21	2.30	1.65	1.01	1.53	6.20	8.19	15.44	16.55	13.67	5.31	2.74	1.53
22	2.30	1.42	0.92	2.03	8.73	7.67	15.80	13.67	15.80	5.10	2.74	1.53
23	2.16	1.31	0.92	1.42	7.93	9.01	24.96	18.49	13.33	5.10	2.74	1.42
24	2.03	1.31	0.92	1.31	7.16	9.57	20.54	17.70	12.66	4.89	2.59	1.42
25	2.03	1.31	0.92	1.31	10.75	10.45	20.54	12.66	12.01	4.89	2.59	1.42
26	2.03	1.31	0.92	13.33	7.67	9.01	24.50	14.01	12.01	6.44	2.59	1.31
27	1.90	1.31	1.11	2.74	8.19	9.01	19.71	12.66	11.37	6.44	2.44	1.31
28	1.90	1.31	1.01	3.06	8.19	9.19	17.70	11.69	11.06	4.49	2.30	1.31
29	1.77	1.31	0.92	4.49	8.73	11.69	20.54	20.12	11.06	4.20	2.30	1.31
30	1.77	1.31	0.83	4.49	8.19	10.75	16.55	12.66	10.75	4.11	2.16	1.31
31	1.77	1.31	0.83	7.41	7.41	23.14	16.55	16.55	4.11	4.11	2.16	1.31

TOTAL 46.70 43.62 33.31 63.79 251.14 222.62 572.26 420.63 397.85 199.47 95.18 51.81

AVERAGE 1.51 1.50 1.07 2.13 8.10 7.42 18.46 13.57 13.26 5.83 3.17 1.67

MAXIMUM 2.30 1.77 1.31 13.33 22.26 11.69 24.96 20.12 16.93 10.45 4.11 2.16

MINIMUM 0.68 0.83 0.83 0.67 1.77 5.31 12.99 9.86 10.75 4.11 2.16 1.31

MAX- DATE < 840723 > 24.96

35- DATE < 840911 > 16.17

95- DATE < 840815 > 10.75

1F5- DATE < 840418 > 3.92

273- DATE < 841219 > 1.65

355- DATE < 840127 > 0.76

MIN- DATE < 840420 > 0.67

***** ANNUAL *****

TOTAL AVERAGE MAXIMUM MINIMUM

***** 2798.32 *****

***** 6.55 *****

***** 24.96 *****

***** 0.67 *****

Discharge at Hinwa (1985)

DATE	1	2	3	4	5	6	7	8	9	10	11	12
1	1.31	0.75	0.60	0.40	0.46	5.75	9.19	21.33	14.01	12.01	5.52	3.55
2	1.21	0.75	0.60	0.29	3.06	4.89	6.92	14.72	17.67	11.06	5.53	3.39
3	1.21	0.75	0.60	0.29	2.50	6.44	11.04	14.01	15.80	9.86	5.53	3.39
4	1.21	0.92	0.75	0.35	0.83	6.49	14.72	37.89	18.49	9.86	5.52	3.39
5	1.21	0.92	0.75	0.29	0.67	6.99	15.07	37.33	18.89	9.86	5.53	3.39
6	1.21	0.92	0.75	0.29	0.67	3.56	9.86	15.65	17.70	9.29	5.53	3.22
7	1.21	1.01	0.67	0.29	0.67	2.59	11.06	34.55	16.17	9.29	5.53	3.05
8	1.11	1.21	0.67	0.83	0.33	2.30	9.01	30.83	15.80	9.29	5.53	3.05
9	1.11	1.42	0.53	0.40	0.53	2.30	10.45	25.43	14.72	9.29	5.75	3.05
10	1.11	1.11	0.53	0.35	0.60	2.14	10.45	20.54	14.01	9.01	8.46	2.90
11	1.11	1.01	0.53	0.29	1.53	2.16	12.99	19.30	12.66	9.01	7.16	2.90
12	1.01	0.92	0.53	0.29	2.59	2.03	17.70	18.93	14.01	8.73	8.19	2.90
13	1.01	0.92	0.53	0.29	4.30	2.16	19.30	13.67	12.66	7.92	5.97	2.74
14	1.01	0.83	0.46	0.25	2.90	6.44	29.81	21.82	12.33	6.92	5.97	2.59
15	1.01	0.75	0.46	0.25	1.90	7.93	18.09	25.90	10.75	7.16	5.31	2.59
16	1.01	0.75	0.46	0.25	1.31	5.75	24.96	14.72	9.86	7.41	5.10	2.59
17	1.01	0.75	0.40	0.25	1.21	8.19	32.93	14.33	17.99	13.33	4.89	2.59
18	0.92	0.75	0.40	0.25	3.92	7.16	21.82	12.99	9.86	12.99	4.89	2.59
19	0.92	0.75	0.40	0.25	3.56	5.75	20.12	13.67	11.06	9.86	4.69	2.59
20	0.92	0.75	0.35	1.01	2.30	6.92	27.26	12.66	12.01	9.57	4.49	2.44
21	0.92	0.75	0.35	1.11	10.45	7.67	24.50	12.99	13.33	8.46	4.49	2.66
22	0.92	0.67	0.35	1.77	7.67	4.89	23.59	12.99	13.33	8.19	4.30	2.44
23	0.92	0.67	0.35	1.01	1.90	4.89	27.22	12.99	14.01	7.93	4.30	2.30
24	0.92	0.67	0.35	0.53	2.59	7.93	28.31	22.70	13.33	7.67	4.30	2.30
25	0.92	0.60	0.40	0.40	1.90	10.45	35.09	19.30	12.99	7.41	4.11	2.16
26	0.83	0.60	0.67	0.35	1.90	11.06	27.82	15.80	13.33	6.67	4.11	2.16
27	0.83	0.60	0.75	1.01	1.42	9.29	26.37	15.07	12.99	6.44	3.92	5.97
28	0.83	0.60	1.53	0.60	2.16	9.57	23.14	13.33	13.33	5.20	3.92	4.89
29	0.83	0.60	1.90	0.66	7.93	9.29	24.50	13.33	12.99	5.97	3.74	3.74
30	0.83	1.01	1.01	0.75	6.44	7.67	20.54	13.67	12.66	5.97	3.56	2.74
31	0.83	0.53	0.53	4.30	4.30	20.12	20.12	14.72	14.72	5.75	3.56	2.74
TOTAL	31.41	23.10	19.16	17.64	84.50	176.57	608.57	605.26	409.74	258.39	156.81	92.82
AVERAGE	1.01	0.83	0.62	0.59	2.73	5.89	19.63	19.52	13.66	8.66	5.23	2.99
MAXIMUM	1.31	1.42	1.90	2.74	10.45	11.06	35.09	37.90	18.89	13.33	8.66	5.97
MINIMUM	0.83	0.60	0.35	0.25	0.46	2.03	6.92	12.65	9.86	5.75	3.56	2.16

***** ANNUAL *****
 DATE < 850804 > 37.90
 DATE < 850712 > 17.70
 DATE < 850916 > 9.86
 DATE < 850519 > 3.56
 DATE < 850124 > 0.92
 DATE < 850405 > 0.20
 DATE < 850418 > 0.25
 ***** TOTAL AVERAGE MAXIMUM MINIMUM *****
 ***** 2403.97 6.93 37.90 0.25 *****

Discharge at Tumlingtar (1975)

1975

DAY	1	2	3	4	5	6	7	8	9	10	11	12
1	133.29	104.10	81.78	65.21	78.25	498.00	787.00	1014.00	880.00	787.00	305.00	175.00
2	181.45	100.13	81.78	62.11	74.93	331.00	647.00	927.00	718.00	415.00	293.00	173.00
3	146.98	100.13	81.78	62.11	171.29	310.00	673.00	1203.00	802.00	728.00	285.00	168.00
4	133.28	100.13	81.78	62.11	208.19	305.00	754.00	910.00	910.00	710.00	275.00	166.00
5	129.08	100.13	78.25	62.11	161.34	302.00	799.00	927.00	1082.00	800.00	278.00	164.00
6	129.08	100.13	78.25	68.30	176.15	338.00	895.00	966.00	921.00	644.00	266.00	166.00
7	124.66	96.37	78.25	65.21	219.24	485.00	968.00	799.00	1022.00	610.00	241.00	162.00
8	124.66	96.37	78.25	68.30	146.98	458.00	1134.00	791.00	1139.00	564.00	239.00	160.00
9	124.66	96.37	78.25	65.21	197.14	398.00	936.00	732.00	1087.00	583.00	252.00	158.00
10	124.66	96.37	78.25	62.11	161.34	368.00	960.00	689.00	919.00	600.00	245.00	154.00
11	120.46	96.37	78.25	62.11	230.74	362.00	833.00	884.00	829.00	936.00	240.00	152.00
12	120.46	92.61	74.93	62.11	219.24	390.00	903.00	956.00	818.00	554.00	235.00	152.00
13	120.46	92.61	74.93	62.11	521.35	498.00	1091.00	791.00	1087.00	501.00	233.00	150.00
14	116.26	92.61	74.93	59.02	242.67	1290.00	915.00	732.00	1474.00	470.00	231.00	150.00
15	116.26	92.61	74.93	59.02	181.45	501.00	765.00	833.00	1065.00	464.00	231.00	150.00
16	116.26	88.85	74.93	59.02	151.62	564.00	749.00	814.00	1087.00	1129.00	226.00	150.00
17	116.26	88.85	71.62	59.02	974.40	476.00	736.00	680.00	1104.00	412.00	222.00	150.00
18	116.26	88.85	71.62	59.02	730.00	597.00	806.00	856.00	1175.00	401.00	217.00	147.00
19	112.06	88.85	71.62	59.02	487.10	574.00	776.00	814.00	1267.00	404.00	211.00	141.00
20	112.06	85.32	71.62	104.10	347.20	776.00	787.00	821.00	1386.00	394.00	211.00	141.00
21	112.06	85.32	71.62	71.62	340.13	964.00	1130.00	776.00	1087.00	373.00	206.00	141.00
22	112.06	85.32	68.30	78.25	319.36	837.00	1126.00	787.00	919.00	362.00	206.00	137.00
23	108.08	85.32	68.30	74.93	273.39	825.00	907.00	784.00	799.00	346.00	202.00	137.00
24	108.08	85.32	68.30	176.15	299.25	821.00	1082.00	750.00	725.00	356.00	196.00	131.00
25	108.08	81.78	68.30	115.00	279.58	1006.00	1180.00	714.00	636.00	328.00	183.00	131.00
26	108.08	81.78	68.30	137.92	248.66	857.00	1290.00	647.00	747.00	504.00	181.00	129.00
27	108.08	81.78	68.30	96.37	236.70	880.00	1361.00	613.00	1130.00	408.00	183.00	129.00
28	104.10	81.78	65.21	166.20	260.79	868.00	1039.00	630.00	810.00	426.00	181.00	129.00
29	104.10	65.21	65.21	104.10	285.99	761.00	997.00	580.00	646.00	360.00	181.00	129.00
30	104.10	65.21	65.21	85.32	365.12	651.00	931.00	570.00	661.00	338.00	179.00	126.00
31	104.10	65.21	65.21	710.31	710.31	944.00	944.00	583.00	308.00	308.00	126.00	126.00
TOTAL	3699.51	2566.16	2278.26	2393.19	9297.88	18291.00	428951.00	124787.00	129046.00	118187.00	6870.00	4574.00
AVERAGE	119.34	91.65	73.49	79.77	299.93	609.70	933.90	799.58	968.20	522.16	229.00	147.55
MAXIMUM	181.45	104.10	81.78	176.15	974.40	1290.00	1361.00	1203.00	1474.00	1129.00	305.00	175.00
MINIMUM	104.10	81.78	65.21	59.02	74.93	302.00	647.00	570.00	646.00	308.00	179.00	126.00
MAX- DATE < 750914 >						1474.00						
35- DATE < 750710 >						960.00						
95- DATE < 751003 >						728.00						
195- DATE < 751115 >						231.00						
275- DATE < 750128 >						104.10						
755- DATE < 750405 >						67.11						
MIN- DATE < 750410 >						59.02						
DATE < 750410 >						59.02						
DATE < 750710 >						960.00						
DATE < 751003 >						728.00						
DATE < 751115 >						231.00						
DATE < 750128 >						104.10						
DATE < 750405 >						67.11						
DATE < 750410 >						59.02						
DATE < 750914 >						1474.00						
DATE < 750710 >						960.00						
DATE < 751003 >						728.00						
DATE < 751115 >						231.00						
DATE < 750128 >						104.10						
DATE < 750405 >						67.11						
DATE < 750410 >						59.02						

Discharge at Tumlingtar (1976)

1976

DAY	1	2	3	4	5	6	7	8	9	10	11	12
1	120.00	100.00	106.00	107.00	200.00	235.00	1262.00	703.00	972.00	447.00	266.00	196.00
2	120.00	111.00	118.00	106.00	275.00	470.00	1018.00	728.00	907.00	447.00	259.00	183.00
3	120.00	106.00	107.00	104.00	240.00	332.00	1316.00	703.00	852.00	498.00	259.00	183.00
4	120.00	104.00	131.00	107.00	349.00	536.00	1022.00	903.00	956.00	441.00	254.00	185.00
5	118.00	113.00	129.00	107.00	229.00	617.00	1027.00	844.00	806.00	435.00	252.00	191.00
6	122.00	109.00	139.00	106.00	150.00	640.00	952.00	810.00	761.00	412.00	243.00	177.00
7	118.00	107.00	127.00	116.00	156.00	658.00	821.00	931.00	876.00	418.00	248.00	179.00
8	116.00	107.00	115.00	106.00	209.00	583.00	710.00	750.00	922.00	522.00	242.00	173.00
9	115.00	109.00	113.00	111.00	185.00	810.00	940.00	721.00	829.00	482.00	240.00	173.00
10	113.00	100.00	115.00	122.00	156.00	672.00	1044.00	818.00	728.00	452.00	240.00	169.00
11	115.00	106.00	109.00	131.00	166.00	1591.00	799.00	1171.00	706.00	406.00	238.00	175.00
12	113.00	100.00	109.00	115.00	160.00	1337.00	911.00	784.00	662.00	377.00	234.00	171.00
13	113.00	109.00	109.00	122.00	166.00	868.00	810.00	728.00	728.00	370.00	234.00	171.00
14	111.00	107.00	106.00	139.00	183.00	1418.00	784.00	772.00	696.00	342.00	229.00	162.00
15	109.00	107.00	115.00	131.00	200.00	769.00	899.00	791.00	689.00	360.00	229.00	158.00
16	109.00	107.00	116.00	113.00	206.00	866.00	1027.00	780.00	610.00	356.00	224.00	152.00
17	108.00	102.00	116.00	127.00	175.00	880.00	1065.00	948.00	597.00	333.00	222.00	156.00
18	109.00	102.00	113.00	122.00	226.00	1001.00	884.00	952.00	551.00	330.00	222.00	158.00
19	116.00	106.00	109.00	115.00	204.00	1175.00	810.00	880.00	679.00	318.00	217.00	152.00
20	107.00	111.00	113.00	133.00	229.00	736.00	765.00	952.00	492.00	305.00	215.00	150.00
21	106.00	113.00	111.00	160.00	220.00	590.00	728.00	1328.00	495.00	300.00	209.00	150.00
22	104.00	113.00	106.00	135.00	220.00	557.00	758.00	1449.00	597.00	295.00	213.00	150.00
23	102.00	109.00	102.00	141.00	607.00	655.00	689.00	1444.00	661.00	298.00	211.00	152.00
24	107.00	102.00	107.00	156.00	268.00	689.00	710.00	1295.00	556.00	318.00	209.00	150.00
25	107.00	106.00	115.00	166.00	220.00	538.00	810.00	1371.00	492.00	293.00	209.00	147.00
26	107.00	113.00	113.00	183.00	210.00	630.00	665.00	981.00	473.00	333.00	209.00	147.00
27	107.00	111.00	116.00	162.00	249.00	627.00	783.00	821.00	554.00	288.00	209.00	147.00
28	107.00	98.00	111.00	164.00	288.00	888.00	689.00	829.00	501.00	278.00	215.00	141.00
29	109.00	100.00	111.00	177.00	387.00	856.00	743.00	848.00	470.00	273.00	207.00	141.00
30	107.00	106.00	106.00	196.00	336.00	997.00	761.00	907.00	455.00	271.00	198.00	141.00
31	102.00	107.00	107.00	298.00	298.00	765.00	765.00	860.00	266.00	266.00	139.00	139.00
TOTAL	3658.00	3107.00	3520.00	3980.00	7357.00	12334.00	128965.00	128702.00	120191.00	111274.00	6861.00	5013.00
AVERAGE	111.55	107.14	113.55	132.67	237.32	773.03	869.84	925.87	673.03	353.68	228.70	161.71
MAXIMUM	122.00	118.00	139.00	196.00	607.00	1591.00	1314.00	1449.00	972.00	522.00	266.00	196.00
MINIMUM	107.00	98.00	102.00	104.00	156.00	295.00	665.00	703.00	455.00	266.00	139.00	139.00

MAX- DATE < 760611 > 1591.00
 35- DATE < 760718 > 884.00
 95- DATE < 760912 > 662.00
 185- DATE < 760521 > 229.00
 275- DATE < 760205 > 118.00
 355- DATE < 760204 > 104.00
 MIN- DATE < 760726 > 95.00

 A N U J A L

 TOTAL AVERAGE MAXIMUM MINIMUM
 143769.00 302.81 1591.00 139.00

Discharge at Tumlingtar (1977)

1977

DAY#	1	2	3	4	5	6	7	8	9	10	11	12
1	135.00	124.00	137.00	170.00	213.00	636.00	620.00	932.00	911.00	754.00	290.00	233.00
2	135.00	124.00	130.00	156.00	217.00	406.00	620.00	989.00	891.00	381.00	295.00	226.00
3	135.00	124.00	137.00	204.00	226.00	453.00	880.00	1318.00	829.00	1044.00	302.00	217.00
4	135.00	126.00	141.00	193.00	215.00	466.00	860.00	968.00	772.00	894.00	423.00	213.00
5	135.00	131.00	145.00	233.00	222.00	370.00	707.00	1052.00	750.00	837.00	387.00	213.00
6	133.00	126.00	118.00	200.00	220.00	446.00	784.00	997.00	1056.00	689.00	327.00	217.00
7	133.00	118.00	135.00	224.00	254.00	483.00	640.00	993.00	795.00	747.00	305.00	205.00
8	133.00	113.00	138.00	202.00	217.00	506.00	1202.00	923.00	696.00	603.00	300.00	202.00
9	133.00	109.00	147.00	213.00	206.00	576.00	923.00	1074.00	685.00	577.00	331.00	191.00
10	133.00	118.00	143.00	220.00	204.00	510.00	1014.00	968.00	689.00	529.00	302.00	191.00
11	131.00	122.00	142.00	226.00	220.00	543.00	940.00	844.00	732.00	495.00	295.00	196.00
12	135.00	100.00	138.00	247.00	204.00	750.00	976.00	833.00	736.00	473.00	290.00	183.00
13	133.00	120.00	185.00	224.00	198.00	765.00	876.00	1252.00	651.00	458.00	318.00	185.00
14	133.00	127.00	170.00	213.00	215.00	791.00	880.00	1069.00	610.00	450.00	290.00	189.00
15	131.00	143.00	148.00	226.00	205.00	473.00	747.00	1333.00	675.00	438.00	273.00	183.00
16	131.00	147.00	175.00	206.00	246.00	446.00	795.00	1386.00	932.00	438.00	275.00	158.00
17	129.00	150.00	166.00	196.00	252.00	396.00	864.00	1347.00	750.00	409.00	258.00	181.00
18	129.00	154.00	166.00	196.00	235.00	478.00	841.00	1010.00	721.00	387.00	266.00	181.00
19	127.00	145.00	152.00	196.00	238.00	576.00	907.00	1100.00	722.00	384.00	261.00	179.00
20	127.00	152.00	137.00	200.00	305.00	647.00	1290.00	833.00	682.00	376.00	254.00	177.00
21	124.00	135.00	127.00	249.00	261.00	617.00	1425.00	1061.00	668.00	357.00	252.00	170.00
22	124.00	129.00	133.00	206.00	337.00	567.00	1581.00	1006.00	728.00	362.00	245.00	170.00
23	124.00	129.00	141.00	200.00	373.00	580.00	1148.00	1148.00	669.00	346.00	245.00	173.00
24	124.00	127.00	147.00	196.00	305.00	590.00	1069.00	1386.00	620.00	336.00	245.00	166.00
25	126.00	133.00	152.00	202.00	293.00	554.00	985.00	1484.00	551.00	333.00	245.00	160.00
26	126.00	131.00	154.00	196.00	352.00	501.00	841.00	1822.00	513.00	426.00	235.00	160.00
27	124.00	131.00	145.00	209.00	305.00	473.00	911.00	1464.00	482.00	333.00	235.00	177.00
28	124.00	129.00	135.00	268.00	336.00	597.00	903.00	1239.00	479.00	313.00	231.00	177.00
29	122.00	129.00	139.00	235.00	370.00	590.00	806.00	1113.00	504.00	313.00	231.00	165.00
30	118.00	127.00	154.00	215.00	455.00	576.00	872.00	981.00	637.00	313.00	231.00	164.00
31	122.00	127.00	200.00	195.00	593.00	1078.00	1078.00	919.00	302.00	302.00	160.00	160.00
TOTAL	4004.00	3617.00	4657.00	6321.00	8662.00	16284.00	128985.00	134844.00	121182.00	115093.00	8447.00	5777.00
AVERAGE	129.16	129.18	150.23	210.70	279.42	542.80	935.00	1124.00	706.07	486.87	281.57	186.35
MAXIMUM	135.00	154.00	200.00	268.00	583.00	793.00	1581.00	1822.00	1056.00	1044.00	423.00	233.00
MINIMUM	118.00	100.00	118.00	156.00	198.00	370.00	620.00	833.00	479.00	308.00	231.00	158.00
MAX-DATE < 770826 >	1822.00											
35-DATE < 770712 >	976.00											
05-DATE < 770701 >	620.00											
105-DATE < 770516 >	266.00											
275-DATE < 771224 >	166.00											
355-DATE < 770120 >	122.00											
01N-DATE < 770212 >	100.00											
MIN-DATE < 770212 >	100.00											
TOTAL	15973.00							432.53		1922.00		100.00
MIN	100.00											
MAX	1822.00											
05	620.00											
105	266.00											
275	166.00											
355	122.00											
01N	100.00											
MIN	100.00											
MAX	1822.00											

 A N N U A L

 TOTAL AVERAGE MAXIMUM MINIMUM
 15973.00 432.53 1922.00 100.00
